

Mime Skit Drama Team

VIA DOLOROSA



Hosea 12

¹⁰ I spoke to the prophets,
gave them many visions
and told (*acted out*) parables through them."



PROMISES FOR DRAMA TEAM

Hosea 12

¹⁰ I spoke to the prophets,
gave them many visions
and told (*acted out*) parables through them."

Ezekiel 4

¹ "Now, son of man, take a clay tablet, put it in front of you and draw the city of Jerusalem on it. ² Then lay siege to it: Erect siege works against it, build a ramp up to it, set up camps against it and put battering rams around it. ³ Then take an iron pan, place it as an iron wall between you and the city and turn your face toward it. It will be under siege, and you shall besiege it. This will be a sign to the house of Israel.

⁴ "Then lie on your left side and put the sin of the house of Israel upon yourself... ⁶ "After you have finished this, lie down again, this time on your right side, and bear the sin of the house of Judah.

Jeremiah 27

...this word came to Jeremiah from the Lord : ² This is what the Lord said to me: "Make a yoke out of straps and crossbars and put it on your neck. ³ Then send word to the kings of Edom, Moab, Ammon, Tyre and Sidon through the envoys who have come to Jerusalem to Zedekiah king of Judah. ⁴ Give them a message for their masters and say, 'This is what the Lord Almighty, the God of Israel, says:

Luke 24

²⁸ As they approached the village to which they were going, Jesus acted as if he were going farther.

1 Peter 4

¹⁰ Each one should use whatever gift he has received to serve others, faithfully administering God's grace in its various forms.

1 Corinthians 15

⁵⁸ Therefore, my dear brothers, stand firm. Let nothing move you. Always give yourselves fully to the work of the Lord, because you know that your labor in the Lord is not in vain.



Agenda for Practices
DRAMA TEAM

- 1. Pray**
- 2. Reports/status**
- 3. Practice:**
 - a. walk through
 - b. w/out music
 - c. to music

- 4. Close/suggestions/comments**
- 5. Prayer**



EQUIPMENT NEEDED

- 1 CD or tape player: _____
- Signs or Banners for each skit: _____
- Music Person to start CD/tapes: _____

CD Album:	Artist:	Song Title:	Track:	Skit
The Finest Moments	Sandy Patti	Via Dolorosa	12	Via Dolorosa

DRESS: *Suggested, improvise if possible...*

Shirts ?

1 pair of white gloves	\$6.00
1 white face make-up paint	\$3.00
1 lip stick (red)	\$6.00
1 sponge for putting on make-up	\$.50
1 eye liner (black)	\$6.00
1 mascara for eye lids	\$6.00
1 pocket mirror	\$1.50
Tax:	\$2.00

TOTAL COST: ~ \$ 32.00

Optional: Fanny-pack/bag \$10.00

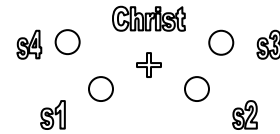
TEAM MEMBERS: *Contacts*

NAME:	PHONE/CELL:	EMAIL:

Via Dolorosa

Christ: _____
 Roman Soldier 1: _____
 Roman Soldier 2: _____
 Roman Soldier 3: _____
 Roman Soldier 4: _____

PROPS & Positions:
 None.



Before Music: Display of Banner

Music Lyrics:

Music starts with prelude....

Down the Via Dolorosa, in Jerusalem that day

The soldiers tried to clear the narrow street

But the crowd pressed in to see
 The man condemned to die on Calvary

(chime)

He was bleeding from a beating

There were stripes upon His back

And He wore a crown of thorn upon His head

And He bore with every step,

The scorn of those who cried out for His death!

Down the Via Dolorosa, all the way of suffering

Like a lamb came the Messiah, Christ the King

But He chose to walk that road

Out of His love for you and me

Down the Via Dolorosa all the way to Calvary

<SPANISH VERSION>

...The blood that would cleanse the soul of all men
 made it plain to the heart of Jerusalem

Down the Via Dolorosa, all the way of suffering

Like a lamb came the Messiah, Christ the King

But He chose to walk that road

Out of His love for you and me

Down the Via Dolorosa all the way to Calvary

In positions already on stage: Christ is laid out on floor, cross position
 Roman Soldier 1 & 2 on each side, Roman Soldier 3 & 4 behind.

at start of music lift Christ, Christ is lifted up slowly, is set upright. Roman Soldiers take positions
 facing wall as Christ rotates around once in form of a cross, Christ also faces wall at end of rotation.

All turn around pointing toward audience, start walking in place.

All Soldiers take spears to clear a path (L/Right).

All Roman Soldiers gather to see the Christ as is walking in place.

All Roman Soldiers turn away from audience into position of crosses and lunge forward 2 steps
 toward wall stay there on one knee.

Roman Soldier 3 stands, shoves Christ violently forward, Christ falls on knee,

Soldier 4 wipes Christ on his back, Christ is in agony, raises arms

Christ stands up and grabs crown on his head in agony.

Christ makes a drastic step forward to continue walk.

All Roman Soldiers gather around Christ and shout insults at him to be crucified.

All face crowd, turn around pointing toward audience, walking in place .

All pause to stop to bow down and extend arms toward Christ.

All continue to walk with Christ.

All stop, extend arms to left then to right.

All continue to walk with Christ.

Roman Soldier1 & 2 with spears guarding against crowd.

Roman Soldier 3 faces wall at center extends arms to form cross.

Roman Soldier 2 shoves Christ in position to take up the cross.

Christ take up cross, lounges forward 2 steps as cross tips at each step.

Roman Soldier 1 at takes Christ's arms, nails it to cross.

Both Soldiers take position warding off crowd, Christ breaths heavily

Christ looks up and then dies, hand and head go limp.

Roman Soldier 1 take spear and lunges side of Christ.

Roman Soldier 1 is remorseful, repents and prays down on his knees at cross.

Christ resurrects, extends arms in "victory" takes wounds and applies blood to Soldier and
 audience, extends arms in invitation to audience as he did to Soldier.

All face wall.

All turn around pointing toward audience, walking in place.

All pause to stop to bow down and extend arms toward Christ.

All continue to walk with Christ.

All stop, extend arms to left then to right.

All continue to walk with Christ.

All get down on 1 knee point as slowly raise arm straight w/finger pointing to crowd.

Christ goes into positions of cross, rotates slowly.

All Personas point to Christ slowly.

Everyone pauses, All persons take peculiar positions around Christ in cross position standing, are
 either on 1 knee, one praying, one w/arms extended toward him,.

During harmonizing of melody:@ chime, all tilt about 10 degrees one way to side.



**Make Up Designs
FOR DRAMA TEAM**







Banner





**Make Up Designs
FOR DRAMA TEAM**

Face Painting



Via Dolorosa
T-Shirt Concept Front



Via Dolorosa
T-Shirt Concept Back

Ministers of Reconciliation
college.laurelglenbible.org



II Corinthians 5v20

*We implore you on Christ's behalf:
Be reconciled to God.*

