

ESSENTIAL PIANO INTERACTIVE E-BOOK

FRETBOARD TOOLBOX
ESSENTIAL
PIANO
E-BOOK

Free
Preview
Pages!

Master the Six
Most Common
Chords in the Five
Most Common Major Keys!

by Scott Sharp

Essential Piano E-Book

The Most Common Chords in the Most Common Major Keys

The Five Most Common Major Keys	Page #'s
Essential Edition Instructions	1-2
G Major (I, IV, V Major Chords)	3-4
G Major (ii, iii, vi minor Chords)	5-6
A Major (I, IV, V Major Chords)	7-8
A Major (ii, iii, vi minor Chords)	9-10
C Major (I, IV, V Major Chords)	11-12
C Major (ii, iii, vi minor Chords)	13-14
D Major (I, IV, V Major Chords)	15-16
D Major (ii, iii, vi minor Chords)	17-18
E Major (I, IV, V Major Chords)	19-20
E Major (ii, iii, vi minor Chords)	21-22
Quick Major Key Decoder	23

*Purchase this edition
to access all these keys!*

About this Essential Edition:

Nearly all of the bluegrass, country, folk, old-timey, & popular music that I play in jam sessions is played in five Major keys: G Major, A Major, C Major, D Major, and E Major. Each of those keys have certain chords and scales that make up the key. The secret to being able to play in any of these keys, which is so rarely taught, is how to know what those chords and scales are in each of those common keys!

This Essential Edition takes the five most common Major Keys and uses colored circles to show which chords make up each key, how to build those chords, and where the notes for the chords and Major & Major pentatonic scales are found all over your instrument.

How to use this Essential Edition:

Each Major key has three main Major chords that make up the backbone of music. Countless songs are made using combinations of these three chords. In the key of G Major, these chords are G Major, C Major, and D Major. In each key, these chords are given the Roman numerals **I, IV, and V**, or **1, 4, and 5** using the Nashville Number System. Start by learning the three main Major chords in each key.

Each key also has three minor chords that make up the key. These chords are given the lower-case Roman numerals **ii, iii, and vi**, or the numbers **2-, 3-, and 6-** (the “-” shows that it’s a minor chord). Learning each key’s minor chords is the next step.

Table of

Contents

Key of G Major (and E minor)

How to Build the I, IV, & V Chords in the Key of G Major

YouTube

Channel

Chord Names and Roman Numerals

Major / relative minor:

	1	2	3	4	5	6	7
G MAJOR (G) I / III	G	A	B	C	D	E	F#
A minor (Am) II / V	A	C	D	E	F	G	A
B minor (Bm) III / IV	B	D	E	F	G	A	B
C MAJOR (C) IV / VI	C	D	E	F	G	A	B
D MAJOR (D) V / VII	D	E	F	G	A	B	C
E minor (Em) VI / I	E	G	A	B	C	D	E

Chord Jig

Chord Type: Use notes in columns:

Major: 1, 3, 5
e.g. C Major: C, E, G
e.g. F Major: F, A, C

7, dim7: 1, 3, 5, b7
e.g. D7: D, F#, A, C
e.g. B7: B, D, F, A

minor: 1, b3, 5
e.g. Bm: B, D, F
e.g. C: C, E, G

dim7: 1, b3, 5, b7
e.g. Am7: A, C, E, G
e.g. Em7: E, G, B, D

Some G Major Chord Progressions

I-V-I
I-IV-V
I-III-V
I-IV-V
I-II-IV-V
I-VI-V
I-III-V

More G Major Chord Progressions

I-III-II-V
B-V-I
I-III-IV-V
I-IV-V
I-III-V
I-II-V

Some E minor Chord Progressions

i-iv-i
i-VII-i
i-VII-i
i-i-V
i-iv-V
i-VII-VI-i
i-iv-VI-i

G Major (I) Chords - (from page 9 of the Fretboard Toolbox Complete Piano Edition)

G Major & E natural minor scales: White circles
G Major & E minor pentatonic scales: b3 (Bb) and b7 (F) from Major: *Italicized*

Major Route: For songs in G Major

Minor Route: For songs in E minor


[Back](#)

3

[Next](#)

© Scott Sharp 2014

Table of




Contents

Key of G Major (and E minor)

How to Build the I, IV, & V Chords in the Key of G Major

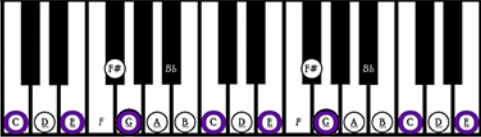
YouTube



Channel

9

C Major (IV) Chords - (from page 9 of the Fretboard Toolbox Complete Piano Edition)



G Major & E natural minor scales:
G Major & E minor pentatonic scales:
b5 (Bb) and b7 (F) notes from G Major:

White circles
Underlined
Italicized

Major Roots: For songs in G Major

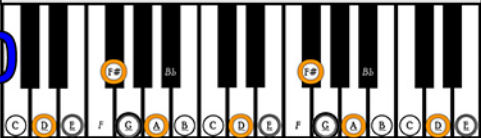
Minor Roots: For songs in E minor

Back

Next

10

D Major (V) Chords - (from page 9 of the Fretboard Toolbox Complete Piano Edition)



G Major & E natural minor scales:
G Major & E minor pentatonic scales:
b5 (Bb) and b7 (F) notes from G Major:

White circles
Underlined
Italicized


Major Roots: For songs in G Major

Minor Roots: For songs in E minor

Back

Next

4



© Scott Sharp 2014

- 1.** The 6 main chords in each Major key include 3 Major chords (called the **I**, **IV**, and **V** chords) and 3 minor chords (the **ii**, **iii**, and **vi** chords). Click on any I-vi chord in this section to jump to the page with that chord's notes in colored circles.
 - 2.** This box shows the notes needed to make Major, minor, and “7” chords.
 - 3.** This box shows common Major key chord progressions using only chords from the key (the chords with colored circles).
 - 4.** This box shows Major key chord progressions that use some chords from outside of the key, which are shown in *italics* throughout this book. Pay special attention to these “rule-breaking” chords because they add a lot of flavor to songs!
- Click any page # for Table of Contents!

- 5.** This box shows common chord progressions in the “relative minor” key, which uses essentially the same chords and soloing scales as the Major key.
- 6.** This keyboard layout shows where the notes from each chord are found all over the keyboard. On page 3, any groups of notes in green circles make G Major chords!
- 7.** Major scale notes are shown in white circles, and Major pentatonic notes are all underlined. Use these scales to solo or play melodies with songs in the key of G Major.
- 8.** Root notes of the Major and relative minor keys are in these special circles.
- 9-10.** This shows the **IV** and **V** chords in the key of G Major. **Experiment with using the notes in white circles to add licks, melodies, and/or solos over each chord.**

Key of G Major (and E minor)

How to Build the I, IV, & V Chords in the Key of G Major

Chord Names and Roman Numerals: Major / relative minor	Use notes from these columns to build any chords I- <i>bVII</i> from the key of G Major, and any chords i-VII from the key of E minor.											
	1	2	b3	3	4	5	6	b7	7			
<u>G MAJOR (G)</u> <u>I</u> / III	G	A	Bb	B	C	D	E	F	F#			
A minor (Am) ii / iv	A		C	C#		E		G				
B minor (Bm) iii / v	B		D	D#		F#		A				
<u>C MAJOR (C)</u> <u>IV</u> / VI	C		Eb	E		G		Bb				
<u>D MAJOR (D)</u> <u>V</u> / VII	D		F#			A		C				
E minor (Em) vi / i	E		G	G#		B		D				
<i>F MAJOR (F)</i> <i>bVII</i> / <i>bII</i>	F			A		C		Eb				

Chord Jig

Chord Type: Use notes in columns:

Major-----1, 3, 5
e.g. G Major-----G, B, D
e.g. E Major-----E, G#, B

7, dom7-----1, 3, 5, b7
e.g. D7-----D, F#, A, C
e.g. B7-----B, D#, F#, A

minor-----1, b3, 5
e.g. Bm-----B, D, F#
e.g. Cm-----C, Eb, G

min7, m7-----1, b3, 5, b7
e.g. Am7-----A, C, E, G
e.g. Em7-----E, G, B, D

Some G Major Chord Progressions

I-V-I-----G-D-G
I-IV-V-----G-C-D
I-V-IV-----G-D-C
I-vi-IV-V-----G-Em-C-D
I-vi-ii-V-----G-Em-Am-D
I-ii-IV-V-----G-Am-C-D
V-IV-I-----D-C-G

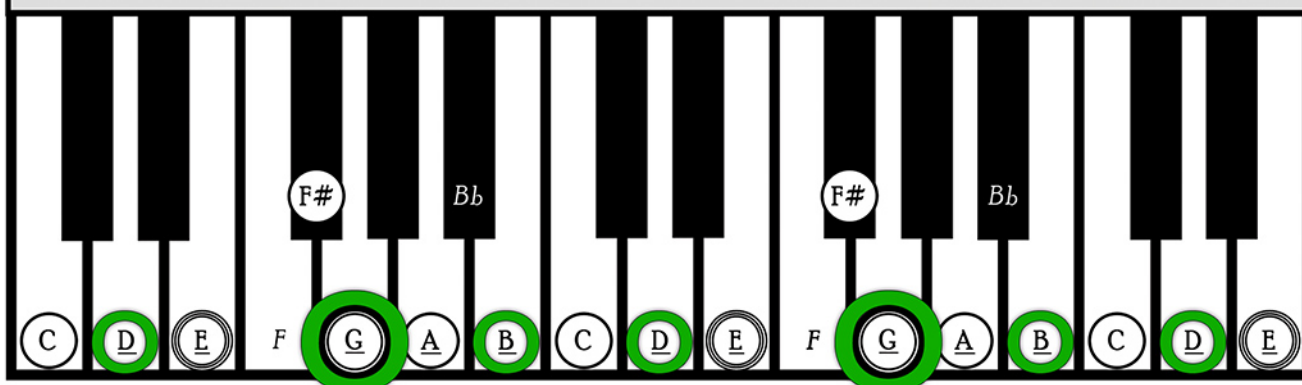
More G Major Chord Progressions

I-iii-ii-V-----G-Bm-Am-D
ii-V-I-----Am-D-G
I-*bVII*-IV-V-----G-F-C-D
I-III-IV-V-----G-A-C-D
I-III-IV-iv-----G-B-C-Cm
I-III7-VI7-II7-V7-----G-B7-E7-A7-D7

Some E minor Chord Progressions

i-v-i-----Em-Bm-Em
i-VII-v-----Em-D-Bm
i-VII-i-----Em-D-Em
i-V-i-----Em-B-Em
i-iv-V-----Em-Am-B
i-VII-VI-V-----Em-D-C-B
i-iv-VI-V-----Em-Am-C-B

G Major (I) Chords ~ (from page 9 of the Fretboard Toolbox Complete Piano Edition)



G Major & E natural minor scales: White circles
G Major & E minor pentatonic scales: Underlined
b3 (Bb) and b7 (F) notes from G Major: *Italicized*

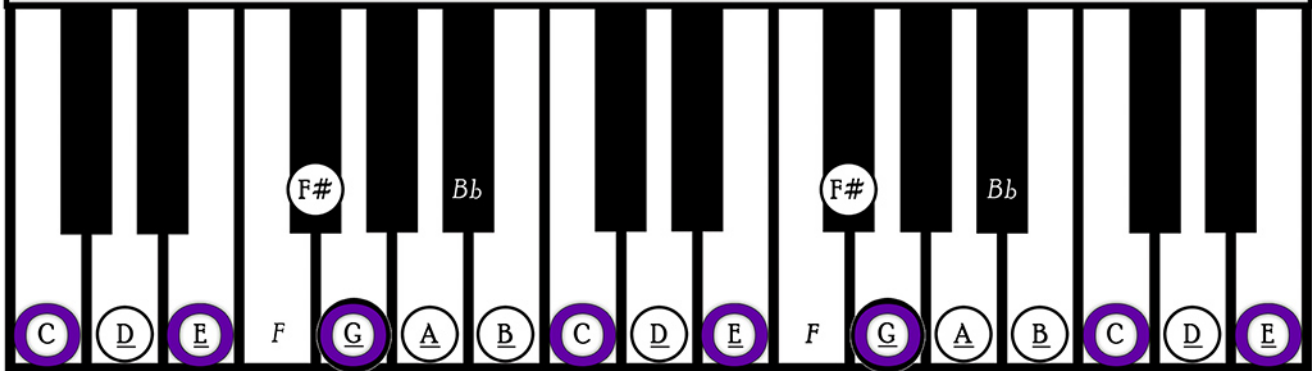
Major Roots: For songs in G Major

Minor Roots: For songs in E minor

Key of G Major (and E minor)

How to Build the I, IV, & V Chords in the Key of G Major

C Major (IV) Chords ~ (from page 9 of the Fretboard Toolbox Complete Piano Edition)



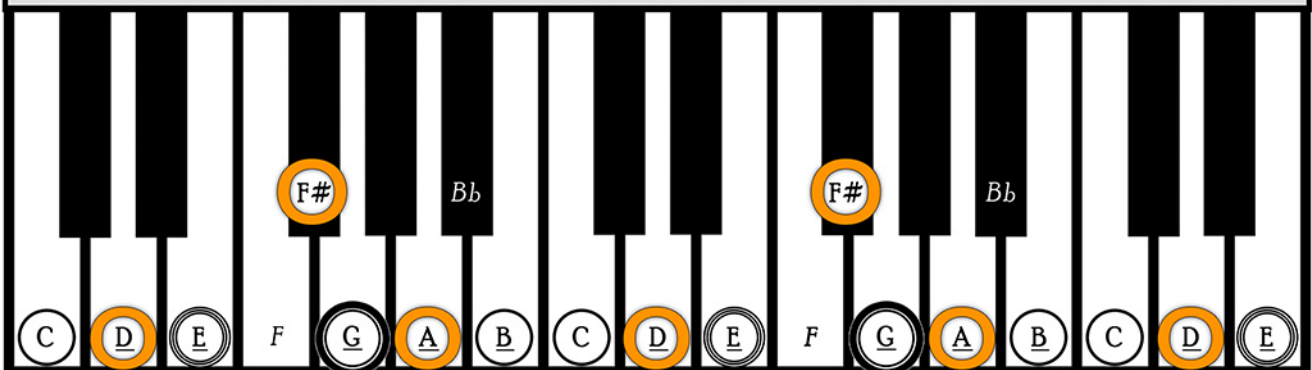
G Major & E natural minor scales: White circles
G Major & E minor pentatonic scales: Underlined
b3 (Bb) and b7 (F) notes from G Major: *Italicized*

Major Roots: For songs in G Major G
Minor Roots: For songs in E minor E

[Back](#)

[Next](#)

D Major (V) Chords ~ (from page 9 of the Fretboard Toolbox Complete Piano Edition)



G Major & E natural minor scales: White circles
G Major & E minor pentatonic scales: Underlined
b3 (Bb) and b7 (F) notes from G Major: *Italicized*

Major Roots: For songs in G Major G
Minor Roots: For songs in E minor E

Key of G Major (and E minor)

How to Build the ii, iii, & vi Chords in the Key of G Major

Chord Names and Roman Numerals: Major / relative minor	Use notes from these columns to build any chords I- <i>bVII</i> from the key of G Major, and any chords i-VII from the key of E minor.											
	1	2	b3	3	4	5	6	b7	7			
G MAJOR (G) I / III	G	A	Bb	B	C	D	E	F	F#			
A minor (Am) <u>ii</u> / iv	A		C	C#		E		G				
B minor (Bm) <u>iii</u> / v	B		D	D#		F#		A				
C MAJOR (C) IV / VI	C		Eb	E		G		Bb				
D MAJOR (D) V / VII	D			F#		A		C				
E minor (Em) <u>vi</u> / i	E		G	G#		B		D				
F MAJOR (F) <i>bVII</i> / <i>bII</i>	F			A		C		Eb				

Chord Jig

Chord Type: Use notes in columns:

Major-----1, 3, 5
e.g. G Major-----G, B, D
e.g. E Major-----E, G#, B

7, dom7-----1, 3, 5, b7
e.g. D7-----D, F#, A, C
e.g. B7-----B, D#, F#, A

minor-----1, b3, 5
e.g. Bm-----B, D, F#
e.g. Cm-----C, Eb, G

min7, m7-----1, b3, 5, b7
e.g. Am7-----A, C, E, G
e.g. Em7-----E, G, B, D

Some G Major Chord Progressions

I-V-I-----G-D-G
I-IV-V-----G-C-D
I-V-IV-----G-D-C
I-vi-IV-V-----G-Em-C-D
I-vi-ii-V-----G-Em-Am-D
I-ii-IV-V-----G-Am-C-D
V-IV-I-----D-C-G

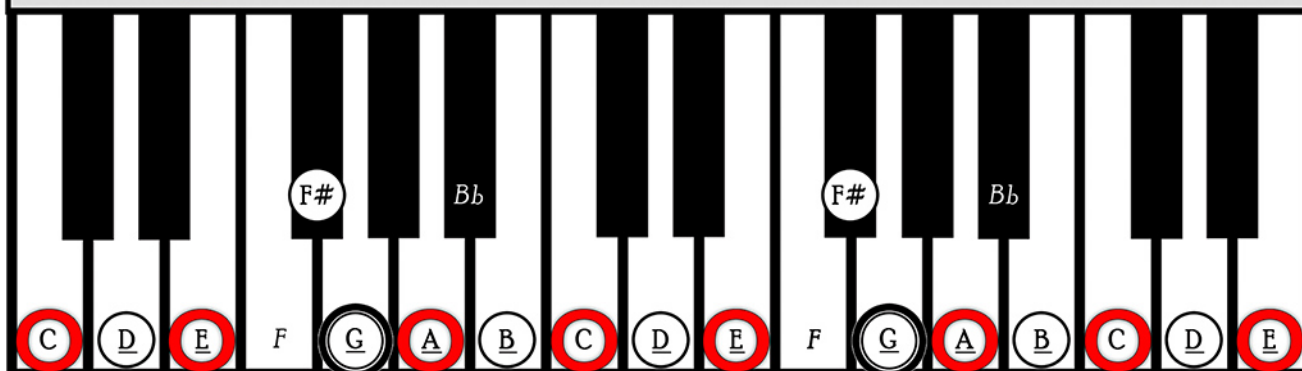
More G Major Chord Progressions

I-iii-ii-V-----G-Bm-Am-D
ii-V-I-----Am-D-G
I-*bVII*-IV-V-----G-F-C-D
I-III-IV-V-----G-A-C-D
I-III-IV-iv-----G-B-C-Cm
I-III7-VI7-II7-V7-----G-B7-E7-A7-D7

Some E minor Chord Progressions

i-v-i-----Em-Bm-Em
i-VII-v-----Em-D-Bm
i-VII-i-----Em-D-Em
i-V-i-----Em-B-Em
i-iv-V-----Em-Am-B
i-VII-VI-V-----Em-D-C-B
i-iv-VI-V-----Em-Am-C-B

A minor (ii) Chords ~ (from page 9 of the Fretboard Toolbox Complete Piano Edition)



G Major & E natural minor scales: White circles
G Major & E minor pentatonic scales: Underlined
b3 (Bb) and b7 (F) notes from G Major: *Italicized*

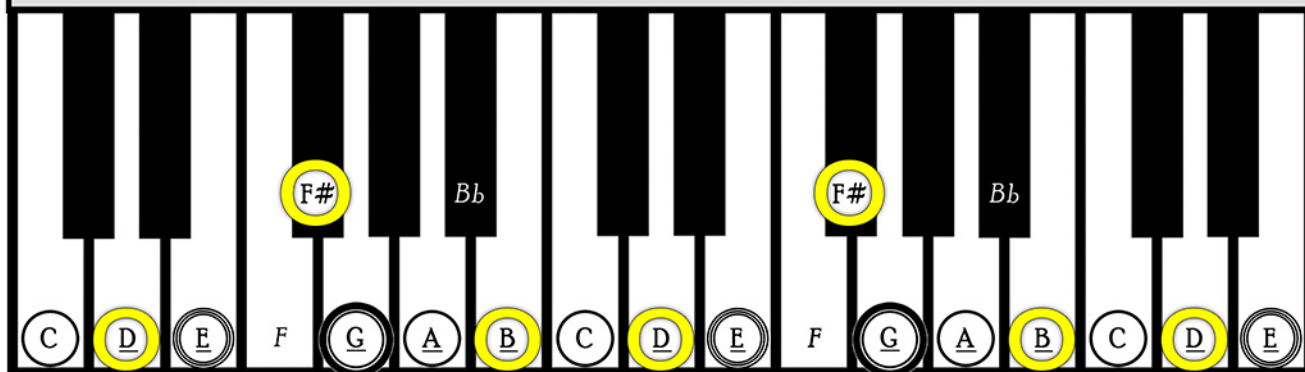
Major Roots: For songs in G Major

Minor Roots: For songs in E minor

Key of G Major (and E minor)

How to Build the ii, iii, & vi Chords in the Key of G Major

B minor (iii) Chords ~ (from page 9 of the Fretboard Toolbox Complete Piano Edition)



G Major & E natural minor scales: White circles
G Major & E minor pentatonic scales: Underlined
b3 (Bb) and b7 (F) notes from G Major: *Italicized*

Major Roots: For songs in G Major



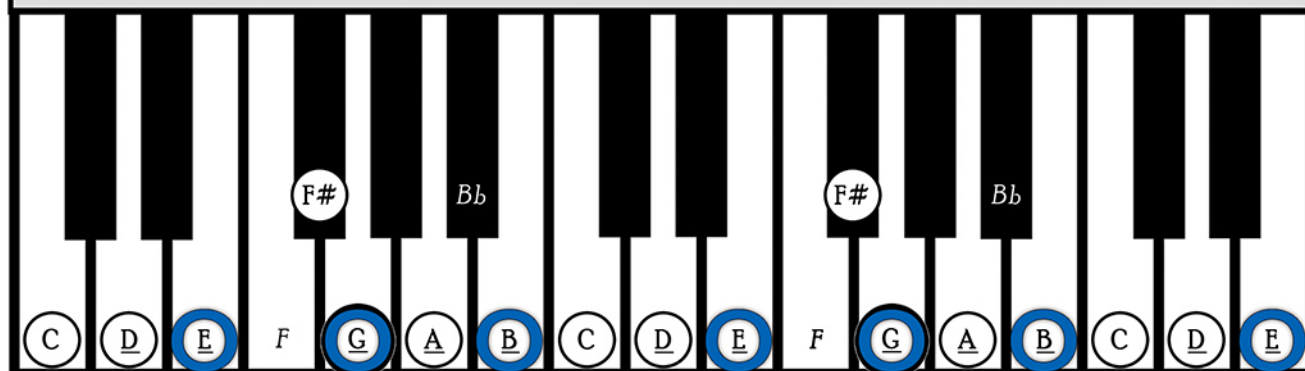
Minor Roots: For songs in E minor



[Back](#)

[Next](#)

E minor (vi) Chords ~ (from page 9 of the Fretboard Toolbox Complete Piano Edition)



G Major & E natural minor scales: White circles
G Major & E minor pentatonic scales: Underlined
b3 (Bb) and b7 (F) notes from G Major: *Italicized*

Major Roots: For songs in G Major



Minor Roots: For songs in E minor





Quick Major Key Decoder

Essential Piano E-Book



14 Major Keys: I-bVII chords (For TONS of popular, Major Key songs. Solos often use Major scale notes and/or Major pentatonic scale notes for each key, and sometimes borrow notes from the corresponding Blues Keys).

Key (Root)

Essential Edition p.#	I MAJOR	ii minor	iii minor	IV MAJOR	V MAJOR	vi minor	bVII MAJOR	CAPO CORNER
3-6	G	Am	Bm	C	D	Em	F	E3, D5, C7
	Ab	Bbm	Cm	Db	Eb	Fm	Gb	G1, E4, D6
7-10	A	Bm	C#m	D	E	F#m	G	G2, E5, D7
	Bb	Cm	Dm	Eb	F	Gm	Ab	A1, G3, E6
	B	C#m	D#m	E	F#	G#m	A	A2, G4, E7
11-14	C	Dm	Em	F	G	Am	Bb	A3, G5
	C#	D#m	E#m	F#	G#	A#m	B	C1, A4, G6
	Db	Ebm	Fm	Gb	Ab	Bbm	Cb	C1, A4, G6
15-18	D	Em	F#m	G	A	Bm	C	C2, A5, G7
	Eb	Fm	Gm	Ab	Bb	Cm	Db	D1, C3, A6
19-22	E	F#m	G#m	A	B	C#m	D	D2, C4, A7
	F	Gm	Am	Bb	C	Dm	Eb	E1, D3, C5
	F#	G#m	A#m	B	C#	D#m	E	E2, D4, C6
	Gb	Abm	Bbm	Cb	Db	Ebm	Fb	E2, D4, C6

When you know the chords that make up the keys of G, A, C, D, and E Major, shown in the white rows above, and you can think of those chords as Roman numerals (I, ii, iii, IV, etc.), then you can use this Quick Major Key Decoder to change songs from any one of those keys into another. This is called “transposing”, and I do this all the time to change songs into better keys for my vocal range.

For example, if a song is in the key of G Major, and the chords are G Major, E minor, C Major and then D Major, then I can see that it’s a I-vi-IV-V chord progression. If I want to play this chord progression in D Major, then by using this tool, I can see that the chord progression becomes D Major, B minor, G Major, and then A Major.

Knowing which chords go together is one of the best kept secrets to figuring out songs on the fly!

When players use capos, they most often use chord shapes from the five Major keys in this edition (shown in white rows above). By using the Capo Corner on the right hand side of this Decoder, you can see what key capos change chord shapes into. For example, if a guitarist is playing with a capo on the 5th fret, and they’re using chord shapes from the key of D Major, (shown as “D5” in the Capo Corner), then they’re actually playing in the key of G Major. By using a capo, and knowing the chords in G, A, C, D, and E Major, then a guitarist can literally play in any Major key. Best of all, any instrument that you can put a capo on works this exact same way too!

Go to www.fretboard-toolbox.com to download free pages from any Essential & Complete Editions for a wide range of the coolest instruments!