
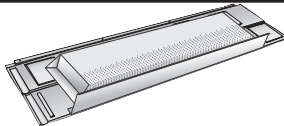
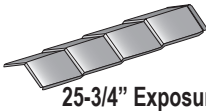














Project Name:

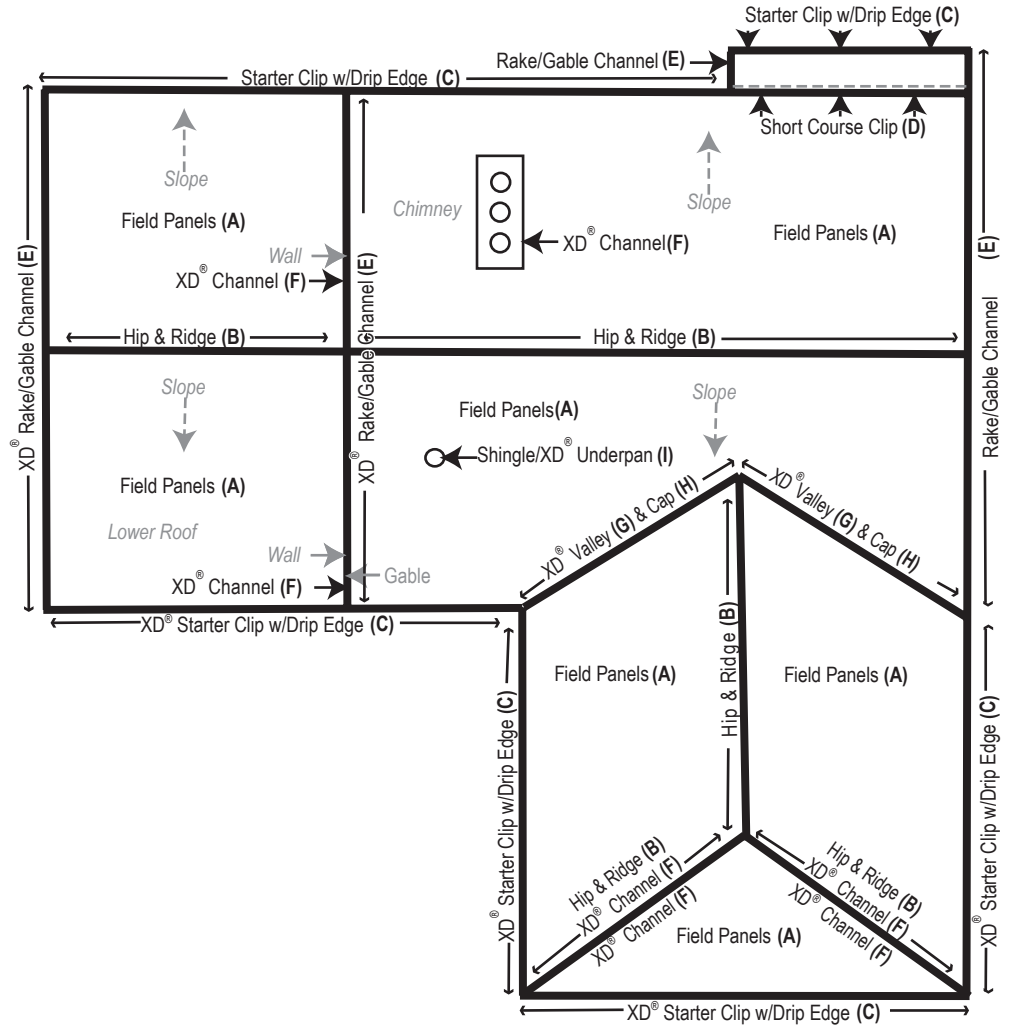
Date:

Description	Profile	Color	Calculations	Total
(A) DECRA Shingle XD® 23.8 panels per square 12-1/4" exposure – min pitch 4:12			Squares x 23.8 = Panels (10-15% Waste Factor)	
DECRA Shingle XD® Panel Vent			Ventilation Calculator available at www.decra.com	
(B) Shingle Hip & Ridge As needed for hip and ridge	 25-3/4" Exposure		Linear Feet ÷ 2 = Pieces Needed	
DECRA Ridge Vent (2) 20' rolls / package	 (2) 2-1/2" W x 1" H x 20' L	n/a	Linear Feet Ridge ÷ 20 = Packages Needed Ventilation Calculator available at www.decra.com	
(C) Starter Clip w/ Drip Edge	 6'6" Length	n/a	Linear Feet of Eave ÷ 6.4 = Pieces Needed (Allow for 1" Overlap)	
(D) Short Course Clip	 6'6" Length	n/a	Use with standard drip edge & allow for 1" overlap if using as alternative starter. Linear Feet of Eave ÷ 6.4 = Pieces Needed	
(E) Shingle Rake/Gable Channel For use along rakes/gables (Use standard drip edge as needed under channel)	 6'6" Length		Linear Feet Rake/Gable ÷ 6 = Pieces Needed (Includes 6" Overlap)	
(F) XD® Channel For use at roof to side walls, along hips (both sides) (x2)	 6'6" Length	n/a	Linear Feet ÷ 6 = Pieces Needed (x1) for sidewalls, including skylights and chimneys (x2) for hips (Includes 6" overlap)	
(G) DECRA Low-Profile Debris Guard For use along rakes/gables, hips & valleys as needed	 (2) 2" W x 3/8" H x 50' L	n/a	Linear Feet Rake/Gable ÷ 50 = Rolls Needed Linear Feet Hips/Valleys ÷ 50 (2) = Rolls Needed	
(H) XD® Valley & Cap Sold separately	 6'6" Length	n/a	Linear Feet of Valley ÷ 6 = Pieces Needed (Includes 6" Overlap)	Valley Cap (stonecoated)
(I) Shingle/XD® Underpan 24-3/4" x 30" (Use with Non-Lead Pipe Jacks)		n/a	1 per Roof Penetration	
Side Flashing For use to counter flash side wall	 6'6" Length		Linear Feet ÷ 6 = Pieces Needed (Includes 6" Overlap)	
Flat Sheet 16" x 54"				
Corrosion Resistant Screws #9 Hex (1/4" diameter) x 1-1/2" long	2,000 / box Use fasteners of sufficient length to penetrate through the sheathing (deck) by at least 1/2"	n/a	1 Box (2,000 pcs) per 15 Squares	
1x2 and or 2x2 Timber Battens (Non-Treated)	Stacked 2x2s / 1x2s at hips and ridge as needed	n/a		
Touch-Up Kit or 5 lb. Bag of Chip Use at penetrations, transitions & panels	Bag of stone chip & bottle of acrylic base coat or 5 lb. Bag of Chip			

Colors: Classic Cobblestone, Midnight Eclipse, Natural Slate & Old Hickory

*CONSULT LOCAL BUILDING CODES. **HIGH WIND AREAS REQUIRE ADDITIONAL FASTENERS. COPPER AND LEAD ACCESSORIES ARE NOT TO BE USED DUE TO DISSIMILAR METAL REACTION. This estimate is provided in good faith and should not be assumed to reflect the exact components required to roof this plan. DECRA Roofing Systems will not be held liable for the accuracy of this estimate.

- (A) Shingle XD® Field Panels
(10-15% waste)
23.8 panels per square
- (B) Shingle Hip & Ridge
(along hip and ridge)
25-3/4" Exposure
- (C) Starter Clip with Drip Edge
(along eave for starter)
6'6" Lengths
- (D) Short Course Clip
(short course or as alternative to
Starter Clip along eave)
6'6" Lengths
- (E) Shingle Rake/Gable Channel
(along rake/gable)
6'6" Lengths
- (F) XD® Channel
(roof-to-wall and along
both sides of the hip)
6'6" Lengths
- (G) XD® Valley
6'6" Lengths
- (H) Valley Cap
6'6" Lengths
- (I) Shingle/XD® Underpan
24-3/4" x 30"



- ✓ Tin Snips
- ✓ Tape Measure
- ✓ Table Saw
- ✓ Circular Saw
- ✓ Screw Gun
- ✓ Spray Paint
- ✓ Roofing Grade Sealant/Adhesive
- ✓ Hand Seamer
- ✓ Galvanized Pipe Jacks (No Lead)

✓ Follow Local Code

✓ Use 2 x 2s and 1 x 2s as needed to secure Hip & Ridge Pieces along hips and ridges. (Should equal the same linear footage as total Hip & Ridge Pieces; each Hip & Ridge Piece equals 25-3/4")

✓ One layer of Underlayment is required.

Metal Roofing Wholesalers LLC Toll Free 1-877-646-6382

For Installation Questions Call DECRA Roofing Systems at 800-258-9740

www.MetalRoofingWholesalers.com