



# ***Parts & Accessories Catalog 2011***



## **Instructions for Parts Ordering**

1. Go to ***www.dixiechopper.com***
2. Click ***“Dealer Login”***
3. Enter ***“username”*** and ***“password”***
4. Click ***“iwarranty/iparts”***
5. Enter ***“username”*** and ***“password”***
6. Click ***“iParts”***
7. Then ***“parts ordering”***
8. Followed by ***“new order”***
9. Fill out all the required information

# ***Table of Contents***

Engines & Engine Parts.....	4
Tires, Rims and Assemblies .....	5
Pulleys .....	6 - 9
Seals.....	9
Pumps .....	10 - 11
Hydraulics.....	12
Transaxles .....	13
Wheelmotors .....	14
Idlers/Front Forks/Bearings .....	15 - 16
Blades.....	16
Guards.....	17 - 18
Cables .....	19 - 20
Decks.....	20 - 21
Quick Lift.....	21
Operator Controlled Discharge Chutes .....	22
Screens .....	23
Mufflers.....	24
Seats .....	25
Floor Mats.....	25
Tanks & Fuel Caps .....	26
Electrical .....	27
Wiring Harness .....	28-29
Miscellaneous.....	30
Springs .....	31 - 32
Filters.....	32 - 33
Lucas Oil.....	34-36
Accessories .....	37
Belts.....	38 - 39





Part # 600389

GENERAC 27HP ENGINE



Part # 600377

BRIGGS & STRATTON  
725cc Engine



Part # 900615

GENERAC  
Delco Remy SD80 Starter



Part # 900709

GENERAC  
Switch Oil Pressure 1/4" nptf N



Part # 900562

GENERAC GOVERNOR ROD



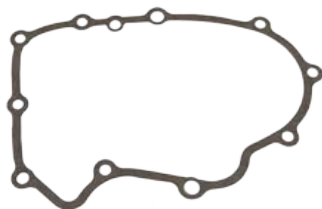
Part # B-156  
Part # W-113  
Part # N-103-W

ENGINE MOUNTING HARDWARE



Part # 900513

GENERAC GASKET  
EXHAUST PORT



Part # 900484

GENERAC GASKET CASE



Part # 900565

GENERAC BALL STUD



Part # 900633

GENERAC SPARK PLUG  
BREAK GAP 0.04

Manufacturer	Part Number	Description	
<b>KOHLER</b>	600143	PS-SV600-0027	
	600144	PS-SV720-0036	
	600145	PS-SV730-0027	
	600146	PS-CV750-0029	
	600147	PS-CV730-0111	
	600148	PS-CV730-0114	
	600149	CV1000 PS-CV10000010	
	<b>KAWASAKI</b>	600415	FX850V
600416		FX1000V	
<b>GENERAC 27HP</b>	600389	004717-1	
	600389	004862-0	
	600389	005056-0-1	
	600389	005058-0	
	600389	005058-1-2-3	
	600389	005463-0	
	600389	005463-0	
		LONG SHAFT - 600393	0054630
		KIT - 600140A	0054630
		FOR CLUTCH - 600142	0054630
<b>GENERAC 33HP</b>	600391	004629-0	
	600391	004861-0	
	600391	004982-0	
	600391	005059-1	
	600391	005364-0	
<b>GENERAC 30LP</b>	600093	005179-0	
	600137	005394-1	
	600160	XC30LP ENGINE KIT	
	600160	XC30LP ENGINE KIT	
<b>CAT DIESEL</b>	600162	1-GL TIER 2	
<b>BRIGGS AND STRATTON</b>	600312	724CC	



Part # 97166

ASSEMBLY FRONT STANDARD PNEUMATIC 13 X 6.5 X 6  
TIRE: 97165 RIM: 10239



Part # 400053

ASSEMBLY FRONT WIDE PNEUMATIC 15 X 6 X 6  
TIRE: 400070 RIM: 400071



Part # 400129

ASSEMBLY RUN FLAT LARGE 15 X 6 X 6



Part # 400130

ASSEMBLY RUN FLAT SMALL 13 X 6.5 X 6



Part # 400137

ASSEMBLY RUN FLAT SOLID WHEEL CASTER RUN BEHIND 9 X 3 1/2 X 4



FRONT TIRE 13 X 5 X 6  
TIRE: 10157 RIM: 10239



Part # 400439

ASSEMBLY MC TREAD 15 X 6 X 8  
TIRE: 400234 RIM: N/A



Part # 400438

ASSEMBLY MC TREAD 13 X 6.5 X 6  
TIRE: 400338 RIM: N/A



Part # 400296

TURF TECH ASSEMBLY 20 X 10 X 8

TIRE: N/A RIM: N/A



Part # 400285

TURF TECH ASSEMBLY

24 X 12 X 12  
TIRE: 400339 RIM: 400373



Part # 400332

TURF TECH ASSEMBLY

26 X 12 X 12  
TIRE: 400340 RIM: 400238



Part # 400371

TURF MASTER ASSEMBLY

22 X 10.5 X 12  
TIRE: 400372 RIM: 400373



Part # 400255 (L) 400256 (R)

TURF BOSS III ASSEMBLY

25 X 12 X 9  
TIRE: 97200 RIM: 400254



Part # 400258 (R) 400259 (L)

ASSEMBLY SILVER EAGLE

24 X 11 X 10  
TIRE: 400153 RIM: 400257



Part # 400261 (L) 400262 (R)

ASSEMBLY TURF BOSS V

24 X 7 X 10  
TIRE: 400203 RIM: 400260



Part # 400235 (L) 400236 (R)

TURF BOSS VI ASSEMBLY

27 X 13 X 12  
TIRE: 400237 RIM: 400238



Part # 100100

ASSEMBLY TURF MASTER RUN BEHIND 18 X 8 1/2 X 8



Part # 400389

ADAPTER PLATE  
For use with Turf Tire on Classic Machines with Aluminum Brake Drum  
Quantity 1



Part # 9907425X100S

PULLEY  
Split Pulley 4.25"OD



Part # 200239

Flat Idler Pulley 3.75  
with Center Hub



Part # 300238

Flat Idler Pulley 3.75  
without Center Hub



Part # 900051

PULLEY  
5.25" X 1" Bore



Part # 9907600X100S

PULLEY  
Split Pulley 6" OD B-Groove



Part # 9907500X750S

PULLEY  
Split Pulley 5" X .750" BORE



Part # 9907525X100S

PULLEY  
Split Pulley 5.25" X 1" Bore



Part #  
9907475X100S

PULLEY  
Split Pulley 4.75" X 1" Bore



Part # 9907675X100S

PULLEY  
Split Pulley 6.75" X 1" BORE



Part # 9907700X100C

PULLEY  
Split Pulley 7.0" X 1" Bore



Part # 9907750X100S

PULLEY  
7.5" X 1" Bore T./PUL



Part # 200031

PULLEY  
5.25" ODX 15MM Bore For LT



Part # 200041

PULLEY  
5.25" Trans. Gear Box



Part # 200083

PULLEY  
Transmission 5.75" Deep Groove



Part # 300037

PULLEY  
6" OD X 1" Bore



Part # 300059

PULLEY  
Top Center Pulley 7.50" X .81"



Part # 600055

PULLEY  
Engine 5" OD X 1 1/8" Bore



Part # 300467

PULLEY  
Steel Split 7" X 1"



Part # 300470

PULLEY  
8.5" X 1.00"



Part # 200104

PULLEY  
Engine to Pump  
Drive 1.25" Bore



Part # 300427  
PULLEY Drive 8"



Part # 300364  
PULLEY  
Deck Center Top 9"



Part # 300454  
PULLEY  
6.75 Split f/LT 1800-44D



Part #300501  
PULLEY  
5.5" X 1" Split Steel



Part # 300467  
PULLEY  
7" X 1"



Part # 300470  
PULLEY  
8.5" X 1"



Part # 300511  
PULLEY  
Centertop  
5.25"



Part # 600138  
PULLEY  
Engine 5" X 1.125" Bore



Part # 9907600X600D  
PULLEY  
Split Pulley 6" X 6"



Part # 9907500X600D  
PULLEY  
Split Pulley  
5" X 6"



Part #600033  
PULLEY  
5" X 6" X 1.25"



Part # 64216  
PULLEY  
Two Groove Engine 4" OD



Part # 40216  
PULLEY  
Engine



Part # 67215  
PULLEY  
4218 LX



Part # 85216  
PULLEY  
Engine 1 1/8" X 4" X 4 3/4"



Part # 65216  
PULLEY  
Engine 42N 1 1/8" ID



Part # 65265  
PULLEY  
With Brake Drum  
Parking



Part # 67216  
PULLEY  
Engine Pulley 1 1/8" X 4" X 6"



Part # 97320  
PULLEY  
Double Groove 3 hole for diesel 72"



Part # 97420  
PULLEY  
4 Hole for the 26.5 HP Diesel



Part # 9907500X475D  
PULLEY  
Split Pulley 5" X 4.75"



Part # 200102  
PULLEY  
Double Groove 6 hole for diesel 60"



Part #  
0-06-144-0282-0  
PULLEY  
Deck 3.5" V For the Deck Kit



Part # 62265  
PULLEY  
1"ID X 4.75" OD



Part # 63221  
PULLEY  
Single Groove Pulley 4.25" OD



Part # 20265  
PULLEY  
.75" ID X 4" OD



Part # 0-06-144-0279  
PULLEY  
Deck 4.0"  
V For the PDF Bagger



Part # 0-06-144-0281  
PULLEY  
Deck 4.5"  
V For the Adapter Kit



Part # 30220-50V  
PULLEY  
4.50" 50" Deck Pulley



Part # 30220-50  
PULLEY  
Cast Iron Pulley  
4" OD X 1" ID



Part # 30220-60  
PULLEY  
Cast Iron Pulley  
4.75" OD X 1"



Part # FH-5216-2  
PULLEY  
Idler Flat  
For the Blower



Part # 97317  
PULLEY  
5.25" OD B Sect Steel



Part #990797317  
PULLEY  
4.4" OD For the Diesel



Part # 97319  
PULLEY  
C-Sect V-Idler Pulley Diesel



Part # 68224  
PULLEY  
5.75" Flat Idler Pulley



Part # 300401  
PULLEY  
Idler Deep Flat 4" Deck



Part # 30234  
PULLEY  
V-Idler



Part # AVI-56-006  
PULLEY  
V-Idler 3.5" For the Blower





Part # 30224

PULLEY  
Flat Idler



Part # 300571

BUSHING  
For Pulley #: 30224



Part # 68232

PULLEY  
BK 72 X 3/4" Pulley on a Twin



Part # 68222TB

PULLEY  
Twin Drive 1" Bore



Part # 30220-60V

PULLEY  
BK 55" X 1"



Part # 68223

PULLEY  
7" Cast Pulley for 72" Deck



Part # 68222

PULLEY  
6" Cast Pulley for 60" Deck



Part #97176

PULLEY  
Cast 5.25" OD X 1" Bore



Part # 901166

SEAL KIT  
10A Pump Hydro-gear  
200028 / 200029 / 200044  
200045 / 65070 / 65071




Part # 901171

SEAL KIT  
16A Pump Hydro-gear  
200012 / 200013




Part # 901123

SEAL KIT  
21L - Pump Hydro-gear  
991168005 / 97308  
991168006 / 97307




Part # 901126

SEAL KIT  
10L - Pump Hydro-gear  
9900765015 / 990765016



Part # 901744

KP SEAL KIT White - Pump  
200051 / 200080 / 200081  
200052 / 200109 / 200110  
2000781200079



Part # 901745

SEAL KIT White - Pump  
200085 / 200086  
200092 / 200093



Part # 901023

SEAL KIT  
White  
200018  
200024 Wheelmotor



Part # 901035

SEAL KIT  
White  
200034  
200035 Wheelmotor



Part # 901053

SEAL KIT  
White  
200049  
200050 Wheelmotor





Part # 20205

PUMP Right Hydrostatic  
Model # 700 001  
Ver. # 020106CCW



Part # 20206

PUMP Left Hydrostatic  
Model # 700 000  
Ver. # 020106CW



Part # 65070

PUMP Right Hydro-Gear  
Model # BDP-10A-313  
Ver. # PG-DJCC-DY1X-XXXX



Part # 65071

PUMP LEFT Hydro-Gear  
Model # BDP-10A-207  
Ver. # PG-DACC-DY1X-XXXX



Part # 200279

PUMP Right Diesel Hydro-Gear-  
Model # BDP-21-L-102  
BDP-21-L-600  
Ver. # PW-1DQQ-KY1X-XXXX



Part # 97308

PUMP Left Diesel Hydro-Gear  
Model # BDP-21-L-200  
BDP-21-L-701  
Ver. # PW-1AQQ-JY1X-XXXX



Part # 200012

PUMP RIGHT 16 Series  
Hydro-Gear  
Model # BDP-16A-301  
Ver. # PR-3JCC-EY1X-XXXX



Part # 200013

PUMP LEFT 16 Series  
Hydro-Gear  
Model # BDP-16A-200  
Ver. # PR-3ACC-EY1X-XXXX



Part # 200028

PUMP RIGHT  
Hydro-Gear  
Model # BDP-10A-418  
Ver. # PG-1HCC-DY1X-XXXX



Part # 200029

PUMP LEFT  
Hydro-Gear  
Model # BDP-10A-316  
Ver. # PG-1KCC-DY1X-XXXX



Part # 200044

PUMP Right with fan shaft  
Hydro-Gear  
Model # BDP-10A-423  
Ver. # PG-3HCC-NY1X-XXXX



Part # 200045

PUMP Left with fan shaft  
Hydro-Gear / Model # BDP-10A-312  
or BDP-10A-314  
Ver. # PG-3kCC-NY1X-XXXX



Part # 200051

PUMP Left Tuff Torq  
Model # White - 10101000002  
Model # Hydro-Gear - 168P3129041  
Model # Tuff Torq - KPL-10AL



Part # 200052

PUMP Right Tuff Torq  
Model # White - 10101000001  
Model # Hydro-Gear - 168P3129021  
Model # KPL-10AR



Part # 200060

PUMP Right for Run Behind  
Hydro-Gear  
Ver. # Pg-1KDD-DA1X-XXXX



Part # 200061

PUMP Left for Run Behind  
Hydro-Gear  
Ver. # Pg-1HDD-DA1X-XXXX



Part # 200078

PUMP Right  
Tuff Torq  
Model # 10101000001



Part # 200079

PUMP Left  
Tuff Torq  
Model # 10101000002



Part # 200309

PUMP  
Hydro-Gear 12cc LH  
Model #



Part # 200310

PUMP  
Hydro-Gear 12cc RH  
Model #



Part # 200085

PUMP Left Tuff Torq  
Model # White - 101018000004  
Model # Hydro-Gear - 168P6249020  
Model # KPL-18CRD



Part # 200086

PUMP Right Tuff Torq  
Model # White - 101018000003  
Model # Hydro-Gear - 168P6249010  
Model # KPL-18ALD



Part # 200092

PUMP Right Diesel 35HP  
60" 2006 Tuff Torq  
Model # White - 101018000010  
Model # Hydro-Gear - 168P6129050  
Model # KPL-18CRZ



Part # 200093

PUMP Left Diesel 35HP 60"  
2006 Tuff Torq  
Model # White - 101018000009  
Model # Hydro-Gear - 168P6129060  
Model # KPL-18CL2



Part # 200080

PUMP Right  
Tuff Torq  
Model # White - 101013000011  
Model # Hydro-Gear - 168P4249011  
Model # KPL-13ALD



Part # 200081

PUMP Left  
Tuff Torq  
Model # White - 101013000012  
Model # Hydro-Gear - 168P4299030  
Model # KPL-13CR02



Part # 990765015

PUMP Left Hydro-Gear  
Model # BDP-10L-126  
or BDP-10L-124 or BDP-10L-112  
or BDP-10L-126 or BDP-10L-134  
Ver. # PL-AAQQ-DY1X-XXXX



Part # 990765016

PUMP Right Hydro-Gear  
Model # BDP-10L-127  
or BDP-10L-500 or BDP-10L-113  
Ver. # PW-3DQQ-KY1X-XXXX



Part # 991168005

PUMP Left Twin Hydro-Gear  
Model # BDP-21L-104  
or BDP-21L-101  
Ver. # PW-3DQQ-KY1X-XXXX



Part # 991168006

PUMP RIGHT Twin Hydro-Gear  
Model # BDP-21L-307  
or BDP-21L-301  
Ver. # PW-3KQQ-KY1X-XXXX



Part # 200109

PUMP LEFT White 13 Series  
Model # White - 101013000008  
Model # Hydro-Gear - 168PL112040  
Model # KPL-13AL



Part # 200110

PUMP RIGHT White 13 Series  
Model # 101013000007  
Model # Hydro-Gear - 168PL1129020  
Model # KPL-13AR



Part # 200106

GEAR BOX  
Course Spline  
Comes with 167 Washer



Part # 200107

GEAR BOX  
Fine Spline  
Comes with 167 Washer



Part # 200312

PUMP RIGHT  
21cc Hydro-Gear



Part # 200313

PUMP LEFT  
21cc Hydro-Gear




Part # 200316

PUMP RIGHT  
21 cc Cat Diesel



Part # 200317

PUMP LEFT  
21 cc Cat Diesel



Part # 65024  
STANDARD O-RING



Part # 65024-OS  
OVERSIZE O-RING



Part # 901167  
Flow test kit  
Fitting Kit - 200274  
Gauge - 51290



Part # 788080  
RETAINING RING  
T-BOX



Part # 200033  
HYDRAULIC TANK  
Silver Eagle



Part # 200008  
HYDRAULIC TANK  
All Other Models



Part # 40117-R  
OIL CAP



Part # 900289  
T-BOX  
OVERFLOW TANK KIT WITH CAP



Part # 200234  
T-BOX  
OVERFLOW TANK T-BOX WITH CAP



Part # 67002

HUB  
For 67112, 67114, 67118-W, &  
97363 Wheelmotors



Part # B-226 and N-113

B-226 Studs Only  
N-113 Lug Nuts



Part # 67266

BRAKE DRUM ALUMINUM  
For Wheelmotors 67112, 67114,  
67118-W, & 97363



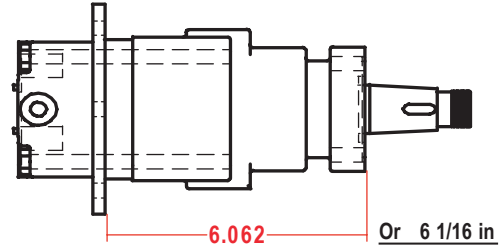
Part # 65244

BAND  
Brake Band for 67266

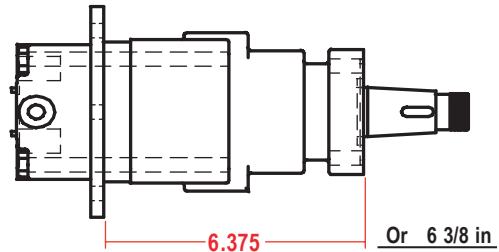
## WHEELMOTOR COMPARISON

This will help to identify the part number of the wheelmotor by measuring the length of the motor from the mounting plate to the flange.

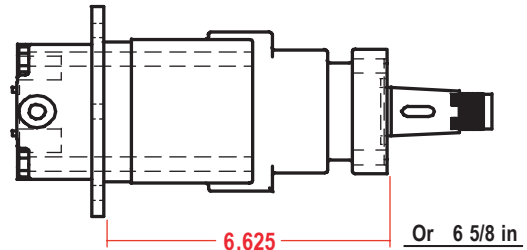
12 cubic inch  
Part Number 67112  
W 80425  
W 80381



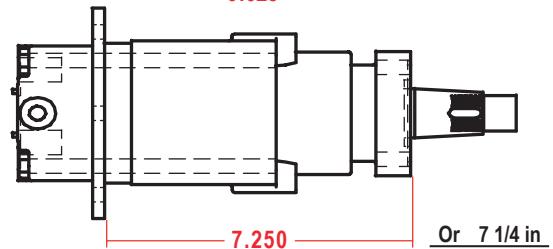
14 Cubic Inch  
Part Number 67114  
W 80423  
W 80379



18 Cubic Inch  
Part Number 67118-W  
W 80424  
W 80380



24 Cubic Inch  
Part Number 97363  
W 80426  
W 80394



Part # 200277

TRANSAXLE  
Left Magnum  
ZU-GPEE-3CUA-3JCX



Part # 200278

TRANSAXLE  
Right Iron Magnum  
ZU-GPEE-3CUA-2JLX



Part # 200236

TRANSAXLE  
Right Iron Eagle  
2L-GPEE-3C0A-2FLX



Part # 200237

TRANSAXLE  
Left Iron Eagle  
2L-KPEE-3C0A-2FLX



Part # 67112  
 WHEELMOTOR  
 12 Cubic Inch  
 Model# W80381 or W80425



Part # 67114  
 WHEELMOTOR  
 14 Cubic Inch  
 Model # W80379 or W80423



Part # 97363  
 WHEELMOTOR  
 24 Cubic Inch  
 Model # W80394 or W80426



Part # 200014  
 WHEELMOTOR  
 14 Cubic Inch  
 Model # 200014



Part # 200018  
 WHEELMOTOR  
 18 Cubic Inch  
 Model #HB1835517GKR44PAZ



Part # 200024  
 WHEELMOTOR  
 24 Cubic Inch  
 Model #200024



Part # 200034  
 WHEELMOTOR  
 Right LT Models  
 Model #200034  
 Older SE



Part # 200035  
 WHEELMOTOR  
 Left LT Models  
 Model #200035  
 Older SE



Part # 200049  
 WHEELMOTOR  
 Left 1.50 Axle LT Model  
 Model #200049



Part # 200050  
 WHEELMOTOR  
 Right 1.50 Axle LT Model  
 Model #200050



Part # 200075  
 WHEELMOTOR  
 Run Behind Left and Right



Part # 67118-W  
 WHEELMOTOR  
 18 Cubic Inch  
 Model #W80380 or W80424



Part # 200295  
 WHEELMOTOR  
 Left - Parker  
 Model #200295



Part # 200296  
 WHEELMOTOR  
 Right - Parker  
 Model #200296



Part # 200111  
 WHEELMOTOR  
 White - 18 Cubic Inch - LH or RH  
 Fits XC3356  
 Model # HB183551HGKR44PA



Part # 900377  
 HUB PULLER ASSEMBLY  
 Hub Puller - 900376  
 Bolt - B-336



Part # 97170

FORK Front Weldment 1-1/16 Shaft  
Tire Use  
97166, 400130, 400438  
13 X 6.5 X 6 (Ribbed)



Part # 100090

WELDMENT  
Fork Front Standard 2006  
Tire Use  
97166, 400130, 400438  
13 X 6.5 X 6



Part # 100167

FORK FRONT 2 HOLE 2006  
Tire Use  
400053, 400129, 400439  
15 X 6 X 8



Part # 100220

Iron Eagle Fork



Part # 100210

FORK FRONT SPRINGER BIG  
TIRE USE  
400053, 400129, 400439  
15 X 6 X 8



Part # 100200

FORK FRONT SPRINGER SMALL  
Tire Use  
97166, 400130, 400438  
13 X 6.5 X 6



Part # 400138

CASTER FORK FOR RUN BEHIND  
Tire Use  
400137



Part # 10220

DUST CAP



Part # 10206

RACE CASTER



Part # 10208

FORK SEAL



Part # 600168

3 BOLT FLANGE BEARING  
DIESEL



Part # 10207

BEARING TOP  
Upper/Front Fork



Part # 97171

BEARING BOTTOM  
Upper/Front Fork



Part # 67205

INNER FRONT WHEEL BEARING



Part # 10205

OUTER FRONT WHEEL BEARING



Part # 900339

BEARING CONVERSION KIT (Big)  
For Motorcycle Tread  
Front Tire and Rim  
15 X 6 X 8



Part # 900340

BEARING CONVERSION KIT (Small)  
For Motorcycle Tread  
Front Tire and Rim  
13 X 6.5 X 6



Part # 30302

Whiz-Mow



BLADE SPACER

1/4" Part #W-182  
1/2" Part # 30242  
3/4" Part #30242-34



Part # 900003

KIT  
Dual Blade Adapter  
Includes 3 in Kit



Part # 300557

X-BLADE DIVIDER BRACKET



HIGH LIFT BLADE 2 1/2"

34"/42" - 63227-H  
44"/50" - 30227-H  
60" - 30227-60H  
72" - 30227-72H



3" WIDE BLADE

34"/42" - 63227-N  
44"/50" - 30227-N  
60" - 30227-60N  
72" - 30227-72N



ELIMINATOR BLADE

50" - 30227-50E - .250 X 2.50 X17  
60" - 30227-60E - .250 X 2.50 X20.5  
66" - 30227-66E - .250 X 2.50 X23.31  
74" - 30227-74E - .250 X 2.50 X26



"X" STANDARD BLADE

44"/50" - 30227-50X - Standard  
52" - 30227-52X - Iron Eagle/Magnum (Excluding Iron Eagle 2044)  
56" - 30227-56X - XCaliber  
60" - 30227-60X - Standard  
62" - 30227-62X - Iron Eagle/Magnum  
66" - 30227-66X - XCaliber  
72" - 30227-72X - Standard  
74" - 30227-74X- XCaliber



TWIST BLADE

44"/50" - 30227-50T - Standard  
52" - 30227-52T - Iron Eagle/Magnum (Excluding Iron Eagle 2044)  
56" - 30227-56T - Xcaliber  
60" - 30227-60T - Standard  
62" - 30227-62T - Iron Eagle/Magnum  
66" - 30227-66T - XCaliber  
72" - 30227-72T - Standard  
74" - 30227-74T - XCaliber





Part # 300044

GUARD  
Pulley 50" Silver Eagle



Part # 300056

GUARD  
Pulley 60" for fan



Part # 300057

GUARD  
Pulley 72" for fan



Part # 300487

LEFT PULLEY GUARD  
Iron Eagle 2350



Part # 300488

RIGHT PULLEY GUARD  
Iron Eagle 2350



Part # 300494

RIGHT PULLEY GUARD  
Iron Eagle 2044



Part # 300495

LEFT PULLEY GUARD  
Iron Eagle 2044



Part # 300496

RIGHT PULLEY GUARD  
Iron Eagle 2560



Part # 300497

LEFT PULLEY GUARD  
Iron Eagle 2560



Part # 300444

FENCE DECK RIGHT  
74" Xcaliber



Part # 300445

FENCE DECK LEFT  
74" Xcaliber



Part # 300446

FENCE DECK RIGHT  
66" Xcaliber



Part # 300447

FENCE DECK LEFT  
Left 66" Xcaliber



Part # 400252

MUFFLER GUARD  
For LT1800-34



Part # 600087

MUFFLER GUARD  
For LT50"



Part # 600086

MUFFLER GUARD  
For LT 34"/"44"




Part # 400151

REAR GUARD  
34" AND 44"



Part # 400140

REAR ENGINE GUARD  
LT 50"/"60"



Part # 97096

REAR ENGINE GUARD 72"



Part # 400306

IRON EAGLE  
REAR ENGINE GUARD



Part # 400437

REAR GUARD  
IRON EAGLE AND MAGNUM



Part # 400341

REAR GUARD IRON EAGLE 20  
HORSEPOWER



Part # 400274

REAR GUARD  
50"/"60" - Standard  
56"/"66"/"74" - XCaliber



Part # 100043

SILVER EAGLE HITCH




Part # 400217

REAR ENGINE GUARD  
DIESEL 60"



Part # 97467

REAR ENGINE GUARD  
60" DIESEL



Part # 97367

REAR GUARD  
72" DIESEL



Part # 400377

REAR GUARD  
CAT DIESEL 3666D



Part # 400410

REAR GUARD  
CAT DIESEL 3674D



Part # 68249

THROTTLE CABLE

Models: Honda/Kawasaki



Part # 600075

THROTTLE CABLE  
62" LONG FOR  
GENERAC/KOHLER



Part # 68250

COMPLETE THROTTLE  
ASSEMBLY Honda/Kaw Uses  
Bracket: 97011 - Handle: 600062  
Cable: 68249 - Grip: 67258



Part # 400297

THROTTLE ASSEMBLY  
IRON EAGLE



Part # 68251

ASSEMBLY THROTTLE TWIN  
Bracket: 97010 - Handle: 600062  
Cable: 600075 - Grip: 67258



Part # 600156

COMPLETE THROTTLE ASSEMBLY  
Kohler/Generac Uses  
Bracket: 97011 - Handle: 600062  
Cable: 600075 - Grip: 67258



Part # 600083

COMPLETE THROTTLE ASSEMBLY  
Silver Eagle Uses  
Bracket: 400104 - Handle: 400103  
Cable: 600075 - Grip: 400125



Part # 65246

BRAKE CABLE SHORT LH



Part # 65247

BRAKE CABLE LONG RH



Part # 400230

DUAL BRAKE  
CABLE SHORT LH



Part # 400231

DUAL BRAKE  
CABLE LONG RH



Part # 89991210000

ASSEMBLY SINGLE BRAKE  
Cable: 89991210001



Part # 400229

ASSEMBLY DUAL BRAKE  
Cable: 400230  
Cable: 400231



Part # 400312

BRAKE CABLE  
ASSEMBLY DIESEL 2008  
Part #400313  
LEFT BRAKE CABLE DIESEL



Part # 990597303

CABLE ENGAGING  
DIESEL DECK



Part # 97303

ASSEMBLY ENGAGING  
DIESEL DECK  
Cable: 990597303



Part # 600072

CHOKE CABLE  
63" LONG FOR STANDARD



Part # 600002

CHOKE CABLE  
HONDA/KAWASAKI



Part # 600104

THROTTLE HANDLE DIESEL



Part # 600062

THROTTLE HANDLE



Part # 97012

THROTTLE HANDLE WITH BEND



Part # 97147

THROTTLE HANDLE DIESEL



Part # 400103

THROTTLE HANDLE All Silver Eagles



Part # 400104

THROTTLE BRACKET All Silver Eagles



Part # 97010

THROTTLE BRACKET TWIN



Part # 300058

SPINDLE FAN Includes Decal Number #800056



MULCHING BAFFLES

900274 50" RIGHT - 900275 50" LEFT  
900276 60" RIGHT - 900277 60" LEFT  
900278 72" RIGHT - 900279 72" LEFT



Part # 300441

ASSEMBLY Hub Deck Sealed Short Seal - 300443 Bushing - 300448



Part # 300442

ASSEMBLY Hub Deck Sealed Long Seal - 300443 Bushing - 300448



Part # 30217-L

SHAFT Spindle 9.5" Long



Part # 30217

SHAFT Spindle 8" Short



Part # 30240-0 Part # 98025 w/ Bearing

DECK ROLLER 7.5" Long



Part # 67240 Part # 98026 w/ Bearing

DECK ROLLER 3.75 Short



Part # 300365

Anti-Scalp Roller 5 X 275



BLADE SPACER  
1/4" Part #W-182  
1/2" Part # 30242  
3/4" Part #30242-34



Part # 300012

TRIANGLE PLATE



BLADE BOLT RIGHT HAND THREAD Part # 500048

5/8" X 18 X 3 1/4" - Part # B-121-LL  
5/8" X 18 X 3" - Part # B-121-L  
5/8" X 18 X 2 1/2" - Part # B-121



DIESEL RADIATOR FAN For 26,41,35 Horsepower



Part # 901156

FAN FOR TRANSAXLE On Iron Eagle

Decks	Deck Kits	Complete Deck Assembly with Clutch	Complete Deck Assembly without Clutch
Iron Eagle 44	N/A	300520	
Iron Eagle 50	N/A	300521	
Iron Eagle 60	N/A	300522	
LT34	300409	300512	
LT44	300410	300513	
LT50	300411	300514	
Standard 50	300412	300503	300381
LT60	300413	300515	
Standard 60	300414	300504	300195
Standard 72	300415	300505	300360
Twin 72	300415		300362
XT72	300415		300360
Diesel 60	300414		300330
Diesel 72	300415		300363
Xcaliber Standard 66	N/A	300428	
Xcaliber Standard 74	N/A	300368	
Xcaliber Standard 56	N/A	300517	

ELECTRIC DECK LIFT KIT



IRON EAGLE/MAGNUM - 300570  
 LT/SILVER EAGLE - 300407  
 CLASSIC 50"/60" - 300235  
 XT60/SP60/XWF/XFG - 300336  
 XT72/SP72/XC74 - 300348  
 XC56 - 300542  
 XC66 - 300552  
 DIESEL 60 - 300422  
 DIESEL 72" - 300419



Part # 100136  
 FOOT PEDAL  
 Assembly with lock



Part # 100231  
 IDLER ARM



Part # 300507  
 IDLER ARM ENGINE  
 For Iron Eagle 44"



Part # 300508  
 IDLER ARM  
 For Iron Eagle/Magnum 50" and 60"



Part # 30209-1  
 IDLER ARM ENGINE  
 For Iron Eagle 44"



Part # 97343  
 DECK ENGINE ROD



Part # 10232  
 MASTER LINK #50



QUICK LIFTT - (300763 Shown)  
 All Xcalibers with 74" deck - 300763  
 All Xcalibers with 56" deck - 300777  
 Gas Xcalibers with 66" deck - 300777  
 All Classics with 60" deck - 300777  
 Xcaliber 3666 diesel only - 300778  
 Silver Eagle 2760HP and all Silver Eagles with Electric Deck - 902157



Part # 902157  
 QUICK LIFT  
 Silver Eagle 2760HP  
 and all Silver Eagles with Electric Deck - 902157



Part # 300161

ASSEMBLY  
OCDC 34"



Part # 300466

ASSEMBLY  
OCDC



Part # 221000920417

ASSEMBLY  
OCDC 42"



Part # 300157

ASSEMBLY  
OCDC 44"



Part # 68122-50

ASSEMBLY  
Heavy Duty OCDC 50"



Part # 300350

ASSEMBLY  
OCDC 60"



Part # 300438

ASSEMBLY  
OCDC 66"



Part # 72122

ASSEMBLY  
OCDC 72"



Part # 300394

ASSEMBLY  
XCALIBER OCDC 74"



Part # 300532 & 300533

IRON EAGLE  
OCDC 44"



Part # 300499

IRON EAGLE  
OCDC 50"



Part # 300500

IRON EAGLE  
OCDC 60"



Part # 900098  
HANDLE  
OCDC 34" & 42"



Part # 900014  
HANDLE  
OCDC 44", 50" 60" & 72"



Part # 97044  
HANDLE  
OCDC 50", 60", & 72" for knob style



Part # 224000920415  
SCREEN  
Lower 42" OCDC



Part # 300160  
SCREEN  
Lower 44" OCDC



Part # 68135  
SCREEN  
Lower 50" OCDC  
Heavy Duty



Part # 224001020424  
SCREEN  
Lower 50" OCDC  
Stand Duty



Part # 68136  
SCREEN  
Lower 60" OCDC



Part # 300439  
SCREEN  
Lower 66" OCDC



Part # 72123  
SCREEN  
Lower 72" OCDC



Part # 97122  
ROD  
OCDC for  
34", 42", 44", 50" & 60" with nut & yoke



Part # 68130  
ROD  
OCDC for  
72" with nut & yoke



Part # 600032  
MUFFLER  
Generac



Part # 600004  
MUFFLER  
Honda



Part # 600010  
25HP Kawasaki



Part # 901252  
20HP Kohler



Part # 901253  
Kohler Command 20 - 22



Part # 901255  
25HP Kohler



Part # 901254  
23HP Twin Left



Part # 901256  
23HP Twin Right



MUFFLER  
600018 - KOHLER  
EFI



Part # 600157  
MUFFLER  
Kohler MF5206  
Fits Iron Eagle 23 and 25



Part # 901988  
26HP  
Yanmar Diesel



Part # 600313  
Briggs Muffler



Part # 600125  
MUFFLER  
35HP Diesel



Part # 901205  
Part # 901204 (Muffler Guard)  
MUFFLER  
20HP Kohler



Part # 901893  
3 Hole 50HP  
Diesel Muffler



Part # 98065  
41HP Yanmar Diesel  
4 Hole



Part # 600169  
MUFFLER  
Cat Diesel



Part # 600314  
TAILPIPE  
Muffler - 90  
Fits Kohler



Part # 600316  
TAILPIPE  
Muffler - Straight  
Fits Generac XC, CL, & SE





Part # 400321  
SEAT- Michigan V5300  
Complete with Suspensions  
Armrest Kit - Part # 530016470



Part # 400200CAM  
SEAT CAMO SEAT  
Arm Rest Brackets  
Right - 400212 - Left - 400213  
Hardware Kit - 400216  
Arm Rest 400215



Part # 400220  
SEAT  
GRAY GEE RIDE



Part # 400388  
SEAT- Michigan



Part # 400328  
SEAT  
IRON EAGLE



Part # 400333  
ARMREST  
Fits 400338 & 400328



Part # 900220  
KIT - SEATBELT STANDARD  
WITH HARDWARE



Part # 900387  
BELT - SEAT RETRACTABLE  
IRON EAGLE, SILVER EAGLE  
AND MAGNUM



Part # 900388  
BELT - SEAT RETRACTABLE  
CLASSIC AND XCALIBER



Part # 400186  
SEAT RELAY SWITCH  
For 400200, 400293 & 400200CAM



Part # 400228  
FOAM GRIP CAP  
For Part #400201



Part # 400201  
GRIP FOAM SLEEVE  
Kit # 400263 Kit includes  
400201 Qty - 2  
400228 Qty - 2



Part # 500035  
WIRING HARNESS  
For Seat



Part Number	Fits on Unit	Number of Clips needed
400421	Mat - Pan Floor Magnum, Iron Eagle, Silver Eagle 34/44	6
400422	Mat - Floor Pan Silver Eagle 50/60	6
400423	Mat - Floor Pan Xcaliber 74 All	8
400424	Mat - Floor Pan Xcaliber Diesel 66	8
400425	Mat - Floor Pan Xcaliber 66 Gas, Propane, and CNG	8
400426	Mat - Floor Pan Xcaliber 56	8
400427	Mat - Floor Pan Classic 72	8
400428	Mat - Floor Pan Classic 50/60	8



Part # 400356

GAS TANK RIGHT  
Includes Brackets



Part # 400357

GAS TANK LEFT  
Includes Brackets



Part # 40204-1

GAS TANK  
3 Gallon Tank



Part # 400450

NEW GAS TANK  
4 Gallon Tank



Part # 400298

RIGHT FUEL TANK  
Fits Iron Eagle



Part # 400311

LEFT STORAGE TANK ONLY  
Not a Fuel Tank



Part # 400451

NEW GAS TANK  
7 Gallon Tank



Part # 400190

PROPANE TANK  
33 Pounds



Part # 400335

NEW FUEL CAP 2.25"



Part # 400314

IRON EAGLE  
GAS CAP



Part # 600035

GAS CAP



Part # 400454

NEW LARGE GAS CAP



Part # 40117-1

GAS CAP  
WITH GAUGE



Part # 400355

DIESEL  
GAS CAP



Part # 400337

DIESEL  
GAS CAP  
2.25"



Part # 400358

NEW FUEL VALVE



Part # 400284

VALVE



Part # 400359

TOP DRAW FUEL VALVE



Part # 800213

DECAL FOR FUEL VALVE



Part # 500082

RELAY WEATHER PROOF



Part # 500088

NEW DELAY MODULE  
4 Prong



Part # 500097

NEW DELAY MODULE  
4 Prong with Adapter

Replaces 500044 3 Prong



Part # 97326-D

HARNESS DIODE



Part # 500016

PTO SWITCH



Part # 500017

IGNITION SWITCH

Key for Switch  
Part # 500018



Part # 500018

KEY



Part # 20245

STANDARD  
IGNITION SWITCH  
Key for Switch 20287



Part # 385201161T

IGNITION SWITCH  
FOR CAT DIESEL  
Key for Switch 385210061



Part # 901985

DIESEL  
STARTER SWITCH 35/41HP  
Key for Switch 901986



Part # 500050

TACH/HOUR METER KIT  
Separately  
Bracket #400167 - Meter #500037  
Strap #500059 - Screw #B-300



Part # 500015

HOUR METER



Part # 500012

CLUTCH  
ELECTRIC  
SILVER EAGLE



Part # 500056

XC CLUTCH  
ELECTRIC 1.25"



Part # 500071

XCALIBER DIESEL CLUTCH



Part # 500067

IRON EAGLE CLUTCH



Part # B-318

CLUTCH BOLT  
For Iron Eagle  
5/16" X18 X 4"GR8

For Clutch 500067



Part # 500062

PIGTAIL FOR CLUTCH  
Part Number # 500056 & 500071



Part # 100236

CHAIN LINK  
For Iron Eagle and Magnum Clutch



Part # 500038

FAN DIODE



Part # 100234

CLUTCH BRACKET  
For Iron Eagle & Magnum



Part # 100034

CLUTCH BRACKET  
For Silver Eagle



Part # 100180

CLUTCH BRACKET  
For Classic and Xcaliber



Part # 500074

CLUTCH BRACKET  
For Diesel



Part # 500001

WIRING HARNESS  
Honda



Part # 500002

WIRING HARNESS  
Kohler EFI



Part # 500014

WIRING HARNESS  
Silver Eagle



Part # 500028

WIRING HARNESS  
Run Behind



Part # 500030

WIRING HARNESS  
Kohler and Generac



Part # 500040


WIRING HARNESS  
Deck Lift



Part # 500043  
WIRING HARNESS  
Diesel with Timer Delay



Part # 500052  
WIRING HARNESS  
Generac 33HP



Part # 500073  
WIRING HARNESS  
KOHLER 40HP  
2009



Part # 500078  
WIRING HARNESS  
CAT Diesel 3674 and 3666




Part # 500081  
WIRING HARNESS  
Classic, Xcaliber Gas and  
Silver Eagle 2010



Part # 500086  
WIRING HARNESS  
Magnum and Iron Eagle



Part # 500089  
WIRING HARNESS  
Yanmar Diesel



Part # 500098  
WIRING HARNESS  
KOHLER 40HP  
2010



Part # 500051  
SWITCH FOR WIRING HARNESS  
500040



Part # 900265

DAMPER KIT  
Silver Eagle  
2003 - 2007



Part # 900270

DAMPER KIT  
STANDARD  
2003 - 2007



Part # 900280

DAMPER KIT  
DIESEL  
2003 - 2007



Part # 200235

2008 CONVERSION  
DAMPER KIT  
2 - 200114 1 - 700122  
Ball Studs - 200116



Part # 30212

HANDLE  
Deck Engaging



Part # 200240

IRON EAGLE/MAGNUM  
TRANSAXLE  
EXPANSION TANK



ZEBRA KIT  
LT34"/44" - 300328  
LT 50"/60" - 300329  
(2008)Classic 60" - 900286  
50"/56" - 900286 60"/66" - 98024  
72"/74" - 98023



Part # 900001

EASY REACH TOOL



Part # BAG-101

LITTER BAG  
Mesh Bag  
Color May vary



Part # 900005

GRASS DEFLECTOR  
60" CUT  
Color May Vary



Part # 900085

BRUSH & GRASS  
DEFLECTOR 60"



Part # 900086

BRUSH & GRASS  
DEFLECTOR 72"



Part # 900002

EASY REACH  
HOLSTER  
Color May Vary



Part # 900366

LIGHT ACCESSORY KIT  
900367 Light Halogen Qty - 1  
900368 Bracket Qty - 2  
B-173 Bolt 5/16-18X2 1/2 Qty - 2  
B-102 Bolt 1/4-20 X 3/4 Qty - 2  
N-103 W Nut 5/16 18Whiz Qty - 2  
N-102 Nut 1/4 20Whiz Qty - 2  
W-102 Washer 1/4 Flat Qty - 1  
62240 Switch - Toggle Qty - 1  
500080 Connector Qty - 2



Part # 900311

NEW POLY BLACK PAINT  
Textured



Part # 40122 - Paint - Black

Part # 400113 - Paint - Silver

Part # 68001 - Paint - Camaro  
Silver





Part # 10221  
 SPRING  
 Short Foot Spring



Part # 20252  
 SPRING  
 Steering Lever



Part # 68280  
 SPRING  
 Twin Machine 20lb (com)



Part # 90106  
 SPRING  
 Snow Blade



Part # 97390  
 SPRING  
 Diesel Engaging 40lb (com)



Part # 97455  
 SPRING  
 Helper 60" deck



Part # 97456  
 SPRING  
 72" Deck Lift 225lb (ext)



Part # 98122  
 SPRING  
 For Diesel Idler



Part # 100107  
 SUSPENSION LOWER  
 FORK FRONT SPRING



Part # 100224  
 SPRING  
 Front Springer Fork (OUTER)



Part # 100225  
 SPRING  
 Front Springer Fork (INNER)



Part # 100151  
 SPRING  
 Pedal Foot 2006



Part # 300087  
 SPRING  
 Small LT Model Deck Lift



Part # 300088  
 SPRING  
 Large LT Model  
 Deck Lift



Part # 300324  
 SPRING  
 Extension Swivel Hook 18.25#



Part # 400090  
 SPRING  
 Brake Handle LT



Part # 400096  
 SPRING  
 Brake Tension LT




Part # 400163  
 SPRING  
 Run Behind



Part # 400158  
 SPRING  
 Park Brake Run Behind



Part # 400174  
 SPRING  
 Pump Hydraulic for Run Behind



Part #400301  
SEAT SPRING



Part # 900053  
SPRING  
2" L X 15/16" OD X 08



Part # 900100  
SPRING  
External .165 for the snowblade



Part # 20217-25  
SPRING  
25lb (ext)



Part # 20280-10  
SPRING  
10lb (com)



Part # 20280L-20  
SPRING  
20lb (com)



Part # 20280L-40  
SPRING  
40lb (com)



Part # 30207-S  
SPRING  
Deck Engaging (com)



Part # BLPDF018  
SPRING  
Engaging for the blower



Part # 900610  
GENERAC AIR FILTER  
PRIMARY



Part # 900612  
GENERAC AIR FILTER  
SECONDARY



Part # 90200  
FLUID EVACUATOR SUMP PUMP



Part # 90122  
DONALDSON AIR FILTER



Part # 901923  
DIESEL WATER SEPARATOR



Part # 901838  
DIESEL FUEL FILTER  
26HP



Part # 901862  
DIESEL FUEL FILTER 50HP



Part # 90115  
TURBINATOR  
PRE-CLEANER



Part # 900647  
GENERAC FUEL FILTER



Part # 902132  
CAT FUEL FILTER



Part # 68140  
HYDRO FILTER





Part # 901813  
FUEL FILTER



Part # 901153  
OIL FILTER  
Transaxle



Part # 900803  
BRIGG'S FUEL FILTER



Part # 900862  
BRIGG'S OIL FILTER



Part # 900464  
GENERAC OIL FILTER



Part # 901887  
OIL FILTER  
Diesel



Part # 220-1523  
CAT OIL FILTER



Part # 97392  
FUEL FILTER &  
WATER SEPARATOR



Part # 60119  
AMSOIL OIL FILTER



Part # 600376  
ENGINE OIL DRAIN KIT  
Complete with Cap



Part # 900018  
OIL DRAIN KIT



Part # 600161  
DRAIN VALVE



Part # 60109  
3/8 OIL LINE  
Sold in Inches



Part # 600155  
5/16" REINFORCED CLEAR  
TUBING DIESEL  
Sold in Inches



Part # 65108  
3/8 CLEAR TUBING  
Sold in Inches



Part # 200452  
HIGH PRESSURE  
HYDRAULIC HOSE



Part # 200358  
Adapter Fitting 1/2 JIC to 5/8 ORB



Part # 200454  
HIGH PRESSURE  
HYDRAULIC HOSE  
Replaces Part # 200036 by ordering  
Part # 200454, 200308 & 200358



Part # 200308  
Adapter Fitting 1/2 JIC to 1/2 ORB

2011 Silver Eagle

2010 Silver Eagle



**ENGINE OIL STOP LEAK**  
Bulk:  
(12) 1 Quart - 902274



**ENGINE BREAK-IN OIL ADDITIVE**  
Bulk:  
(12) 16oz - 902271



**FUEL TREATMENT**  
Bulk:  
(12) 1 Quart - 902295  
(4) 1 Gallon - 902296  
(24) 5.25 oz - 902294



**EXTREME COLD WEATHER FUEL TREATMENT**  
Bulk:  
(6) 1/2 Gallon - 902293



**FUEL STABILIZER**  
Bulk:  
(12) 8oz - 902304



**HEAVY DUTY OIL STABILIZER**  
Bulk:  
(12) 1 Quart - 902268  
(4) 1 Gallon - 902269



**SYNTHETIC HEAVY DUTY OIL STABILIZER**  
Bulk:  
(12) 1 Quart - 902272  
(4) 1 Gallon - 902273



**BIO-MEDIC FUEL STERILIZER**  
Bulk:  
(4) 1 Gal - 902302



**TRANSMISSION FIX**  
Bulk:  
(12) 24 Oz - 902288



**OCTANE BOOSTER**  
Bulk:  
(12) 15 Oz - 902300



**SYNTHETIC 50WT. TRANSMISSION LUBE**  
Bulk:  
(4) 1Gallon - 902291



**SYNTHETIC 75/90 TRANSMISSION & DIFFERENTIAL LUBE**  
Bulk:  
(12) 1 Quart - 902339  
(4) 1 Gallon - 902340  
5 Gallon Pail - 902341  
16 Gallon Keg - 902342  
55 Gallon Drum - 902343



**15/40 MAGNUM MOTOR OIL**  
Bulk:  
(12) 1 Quart - 902326  
(4) 1 Gallon - 902328  
5 Gallon Pail - 902330  
55 Gallon Drum - 902331  
Single:  
1 Quart - 902327  
1 Gallon - 902329



**30 PLUS ENGINE OIL**  
Bulk:  
(6) 1 Quart - 902320  
Single:  
1 Quart - 902321



**80/90 GEAR OIL**  
Bulk:  
(12) 1 Quart - 902310  
(4) 1 Gallon - 902311  
5 Gallon Pail - 902312  
16 Gallon Keg - 902313  
55 Gallon Drum - 902314



**85/140 PLUS HEAVY GEAR OIL**  
Bulk:  
(12) 1 Quart - 902315  
(4) 1 Gallon - 902316  
5 Gallon Pail - 902317  
16 Gallon Keg - 902318  
55 Gallon Drum - 902319





**SURE SHIFT SEMI-SYNTHETIC**  
Bulk:  
(12) 1Quart - 902289  
55 Gallon Drum - 902290



**SYNTHETIC 75/140 TRANSMISSION & DIFFERENTIAL LUBE**  
Bulk:  
(12) 1Quart - 902344  
(4) 1Gallon - 902345



**SYNTHETIC 5W 20 RACING OIL**  
Bulk:  
(6) 1 Quart - 902346



**SYNTHETIC 20W 50 RACING OIL**  
Bulk:  
(6) 1 Quart - 902352  
Single:  
1 Quart - 902353



**SYNTHETIC 10W 30 RACING OIL**  
Bulk:  
(6) 1 Quart - 902349



**SEMI-SYNTHETIC 10W40 RACING OIL**  
Bulk:  
(6) 1 Quart - 902368



**50 PLUS RACING OIL**  
Bulk:  
(6) 1 Quart - 902322  
(2) 2.5 Gallon - 902323  
55 Gallon Drum - 902324



**70 PLUS RACING OIL**  
Bulk:  
(6) 1 Quart - 902338



**SYNTHETIC 0W 30 RACING OIL**  
Bulk:  
(6) 1 Quart - 902347



**SYNTHETIC 5W 40 MOTOR OIL**  
Bulk:  
(6) 1 Quart - 902351



**SEMI-SYNTHETIC 2-CYCLE RACING OIL**  
Bulk:  
(22) 2.6 Oz - 902359  
(22) 6.4 Oz - 902360  
(12) 1 Pint - 902361  
(6) 1 Quart - 902362  
(4) 1 Gallon - 902363  
55 Gallon Drum - 902364



**UNIVERSAL HYDRAULIC FLUID**  
Bulk:  
(4) 1 Gallon - 902307  
5 Gallon Tub - 902308  
55 Gallon Drum - 902309



**HYDRAULIC OIL BOOSTER/STOP LEAK**  
Bulk:  
(12) 1 quart - 902286  
(4) 1 gallon - 902287



**CHAIN LUBRICANT**  
Bulk:  
(12) 1 Quart - 902276



**ASSEMBLY LUBE**  
Bulk:  
(12) 4 Oz - 902282



**GUN LUBE**  
Bulk:  
(18) 2 Oz - 902275



HUB OIL  
Bulk:  
(12) 32 Oz - 902281



5TH WHEEL LUBE  
Bulk:  
(12) Pint - 902277



X-TRA HEAVY DUTY GREASE  
Bulk:  
(12) 1lb. Tub - 902375  
(10) 14.5 Oz Cart. - 902373  
120lb. Keg - 902377  
400lb. Drum - 902376  
Single:  
(1) 14.5 oz tube - 902374



RED "N" TACKY GREASE  
Bulk:  
(10) 14.5 Oz - 902371



SLICK MIST FOR TIRES  
Bulk:  
(6) 24 Oz - 902369



SLICK MIST  
Bulk:  
(6) 24 Oz - 902367



POWER STEERING STOP LEAK  
Bulk:  
(12) 12 Oz - 902284



TOOL BOX BUDDY  
Bulk:  
(18) 2 Oz - 902278



AMERSEAL PUMP  
1 Gal - 119-116  
5 Gal - 119-516



AMERSEAL TIRE SEALANT  
(12) 16 Oz - 119-0016  
(12) 32 Oz - 119-0016  
(4) 1 Gal - 119-0128  
5 Gallon Pail - 119-0640



LUCAS OIL STAND  
Part # 10400 (Oil Not Included)



AMERSEAL TIRE SEALANT COUNTER DISPLAY  
(8) 16 Oz - 119-0016  
(8) 32 Oz - 119-0032  
(2) 1 Gal - 119-0128  
(2) 1 Gal Pumps - 119-116  
(1) 5 Gal Pump - 119-516

# CAB ENCLOSURE

Please Contact  
Original Tractor Cab Company, Inc.  
800-247-5305



Snow Blade is not included.

# FOUR-POST ROLL CAGE



- Part #
- 900258 - XF23-50
  - 900259 - XW Diesel
  - 900260 - XW Gas
  - 900261 - XXW/XXWD
  - 900262 - XWD35-60
  - 900298 - XC66-Diesel
  - 900299 - XC74Diesel

Includes seatbelt  
(must be worn with Roll Cage).

# TWO-POST ROLL BAR

For 2009 Models and Prior

- All Silver Eagle Models - 900313
- All 50/60 not XT or LT Models - 900318
- XT/LP 60" Models 900318
- All 72" Models (not diesel) - 900324 HD
- XCaliber 74 and LP - 900324

Includes seat belt (must be worn with Roll Cage).



Part # 900410

NEW ROLL BAR PIN ASSEMBLY  
2010 and 2011 Models

# SNOW PLOW KIT

- LT48" - 900236
- LT 50"/60" - 900237
- 60" - 900242
- 56" - 900242
- 66" - 900291
- 72" - 900264
- 74" - 900264



# Belts

Size	Item number	Item name
A-38	2006A38R	Belt - V 38" A section Wrapped
A-57	2006A57R	Belt - A-57 Raw Edge
A-59	2009A59R	Belt - A-59 Raw Edge
A-60	2009A60R	Belt - A-60 Raw Edge
A-62	2006A62R	Belt - V Super II 62" A section Raw
A-89	2006A89R	Belt - V Super II 89" A section Raw
A-96	2006A96R	Belt - V Super II 96" A section Raw
B-103	2006B103R	Belt - V Super II 103" B section Raw
B-112	2006B112R	Belt - V 112" B section Raw
B-128	2006B128R	Belt - V 128" B section Raw
B-130	2006B130R	Belt - V 130" B section Raw
B-144	2006B144R	Belt - V 144" B Section Raw
B-160	2006B160R	Belt - V Super II 160" B section Raw
B-162	2006B162R	Belt - V 162" B section Raw
B-38	2006B38R	Belt - V 38" B section Raw
B-39	2006B39R	Belt - V Super II 39" B section Raw
B-40	2006B40R	Belt - V Super II 40" B section Raw
B-41	2010B41W	Belt - V 41" B section Wrapped
B-42	2010B42W	Belt - V 42" B section Wrapped
B-44	2010B44W	Belt - Transmission B-44 Wrapped
B-52	2006B52R	Belt - V Super II 52" B section Raw
B-57	2006B57R	Belt - V Super II 57" B section Raw
B-63	2006B63R	Belt - V Super II 63" B section Raw
B-64	2006B64R	Belt - V Super II 64" B section Raw
B-76	2006B76W	Belt - V 76" B section Wrapped
B-78	2006B78W	Belt - V 78" B section Wrapped
B-80	2006B80R	Belt - V 80" B section Raw
B-80	2006B80W	Belt - V 80" B section Wrapped
B-81	2010B81W	Belt - V 81" B section Wrapped
B-82	2006B82W	Belt - V 82" B section Wrapped
B-83	2006B83W	Belt - V 83" B section Wrapped
B-84	2006B84W	Belt - V 84" B section Wrapped

# Belts

Size	Item number	Item name
B-85	2010B85W	Belt - V 85" B section Wrapped
B-88	2006B88W	Belt - V 88" B section Wrapped
B-89	2010B89W	Belt - B-89 Belt
B-91	2010B91W	Belt - B91 Belt
B-92	2010B92W	Belt - V 92" B section Wrapped
B-94	2006B94R	Belt - V Super II 94" B section Raw
B-98	2010B98W	Belt - Engine to Deck B98 Wrapped
B-99	2010B99W	Belt - Engine to Deck B-99 Wrapped
C-158	2006C158R	Belt - V Super II 158" C section Raw
C-160	2006C160R	Belt - V Super II 160" C section Raw
C-170	2006C170R	Belt - V Super II 170" C section Raw
A-63	2008A63R	Belt - A63 Belt
B-100	2010B100W	Belt - B section 100" Wrapped
B-101	2008B101R	Belt - B section 101" Raw Edge
B-101	2010B101W	Belt - B section 101" Wrapped
B-120	2008B120R	Belt - B120 Raw
B-87	2010B87W	Belt - B87 Wrapped
B96	2008B96W	Belt - B section 96" Wrapped
C-161	2008C161R	Belt - C161 Raw Edge
B-76	30202	Belt - B-76 Raw
A-91	98084	Belt - A-91 V-BELT
B-97	2010B97W	Belt - B-97 Wrapped
C-163	2008C163R	Belt - C163 Raw
B-62	9907B62F	Belt - B-62 Runbehind
B-45	2010B45W	Belt - B-45 Wrapped
	100-033	Belt - WB- Belt Guide
	100-050	Belt - WB-Traction Belt
	100-064	Belt - WB Transmission Belt
	132-004	Belt - WB 32 Belt Eng To
	136-004	Belt - WB 36 Belt Eng. To
	400-033	Belt - WB Belt
	424A-023	Belt - WB Belt



Magic Circle Corporation  
6302 East County Road 100 North  
Coatesville, Indiana 46120

Dixie Chopper is a registered trademark of Magic Circle Corporation

Printed August 2011

[www.dixiechopper.com](http://www.dixiechopper.com)