

March 2021—July 2021

**President: Marie-P Babin**

1027 Black School Rd. Woodville, On.  
K0M 2T0 705-374-4069

autumwynd@eastlink.ca

**Vice-President: Eileen Fisher**

53 Walkerton Dr. Markham, On.

L3P 1H9 905-294-7016

eileenfi@sympatico.ca

**Secretary: Maryke Warwick**

147 Ramona Blvd Markham, On.

L3P 2K9 416-788-4053

maryke5024@gmail.com

**Treasurer: Anne Whan**

777 Hillcroft St. Oshawa On L1G 7H9

905-571-3387 tedwhan@sympatico.ca

**Social: Dorothy Phillips**

93 Corner Brook Innisfil On L9S 1S1

905-836-5866 db.phillips@bell.net

**Equipment: Eileen Fisher**

**Newsletter Editors: Maryke Warwick  
Marie-P Babin**

**Webmaster: Connie Gavin**

8210 Hwy 62 RR#1 Foxboro, On.

K0K 2B0 613-969-0328

conniegavin@hotmail.com

[www.crosscountrytrackingclub.com](http://www.crosscountrytrackingclub.com)

**Tracking Rep. Zone 5:**

Wendy McCullough 613-634-9214

1733 Hartman St. Kingston On. K7L 4V4

inthepocket6@gmail.com

**CCTC Urban Tracking Test in Whitby On.**

**On April 18, 2021**

**Judge Marie-P Babin**

**Had to be cancelled because of the Ontario Covid lockdown**

**CCTC TD & TDX Test May 9, 2021**

**Judge Sandy Briggs**

**In Clarington On.**

**Also sadly had to be cancelled to keep everyone safe..**



**Thank you to Connie Gavin** who has been the Zone 5 Tracking Rep. for the last seven years.

She has decided to step down. Connie will still be our Web Master.



Welcome to **Wendy McCullough**, she has agreed to take on the position as the new Zone 5 Tracking Rep.

Taking extra interest in CCTC

is always so appreciated.

# CCTC Members' Brags...



## “Onslow”

CH. ORU'S SURREALISM CGN TD

Handled by Diane Desroches, June 5/21

Three years old

Owned by **Marianne Loughlin**

**Two New TD Titles for these brothers !**  
**Onslow** and **Emmet** both earned their TDs  
at the EPS tracking test in Powassan

## “Emmet”

BORU'S THE NIGH WATCH TD

Handled by Diane Desroches June 5/21

One year old

Owned by **Marianne Loughlin**



**New Tracking fields for our Nov. 7th TD & TDX test !!**

**Big Thank You to our New Club member Marianne !!**

**Marianne Loughlin** of Enniskillen asked her good friend **Kristi Newman** of **Silverfox farm** if CCTC could hold tracking tests in her hay fields.

Our November test will be held there. Our Spring tests will continue in Bowmanville because her hay fields get the first cut in June.

It's a total of approximately 80 acres of hay and is on Myrtle Rd W. Just west of Hwy 12 Brooklin.



**Kristi and Marianne in front of just part of the field.**



**“Jessie”**

Cermel Mystique SD-SDN AS

“Jessie” earned the Advance Sprinters Title Oct. 25/20

Owned by **Dorothy Phillips**

## CCTC Members' Brags....



“Lily”

Conasauga Copper Lily earned her 1st title. Virtual Home manners Puppy.

On may 7/21 Lily also earned her **Virtual Home Manners Adult**.

Lily also earned her “**Alphabet Challenge**” her “**20**” **ONE Prop Title** her **Novice Trick Dog Title** plus her **2K-9** with “**Do More With Your Dog**”

**Best in the JRTCC virtual walking fitness challenge** and on **June 20/21 Lily earned her Novice Sprinter Title !!**

Owned and trained by both **Lynda Rupay & Patricia Budrow**



# CCTC Members' Brags...



**“Zina”**


**“Zina”** earned three Trick Dog Titles, ITD ATD & ETD  
Batik Simply Amazing, CD, RN, AM. CD, RN, ETD,  
Owned by **Irene Mullan**



**“Roadie”**

UUD, URO3, MOTCH Thistledoon on the Road Again,  
RM, AGI, AIJ, JT, Am UD, RN, NAJ, NA, SGDC,  
AADC, Nambr CD, ATD (Advance Trick Dog)

**“Roadie”** earned her ATD title  
Owned by **Irene Mullan**



**“Beep”**

Batik A Hint of Blarney PCD ATD  
**“Beep”** earned her NTD ITD & ATD titles all on the same day !  
Owned by **Irene Mullan**

# CCTC Club Members' Brags...





“Sunny”

UKC CH.Masonridge Treasurehunt Sunny CGN NTD AS 2K-9

“Sunny” earned her 2K-9 title May 2/21

Owned by **Peggy Masanotti**



“ Levon & Elroy”


Castlegar Autumwynd He Shall Be Levon 2K-9

RBIS MBISS MBOSS MBPISS BPIS UKC CH. U-RO3 NN NHD AC SI GCH. Castlegar Elroy At Autumwynd CGN RM CDX HIC AS SDN TT, AKC RN NTD, DMWYD 2K-9

The boys took an enjoyable 2km walk to each earn their 2K-9 title on May 2/21 title with DMWYD.

Owned by **Marie-P Babin**

# CCTC Club Members' Brags..




**"Kara"**

U-RO1 U-AB U-SI U-NE NHD Goldencol's Karamel  
Delight WC TD PCD RA CGN CD NTD HIC SDO SX

"Kara" earned her Sprinter Excellent Title on June 20/21

Owned by **Eileen Fisher**



**"Piper"**

BPIS Ch Elliquin's Pipin' Aboard CD RN TD SX SDN  
CGN HIC

"Piper" earned her Sprinters Excellent Title July 5/21

Owned by **Maryke Warwick**



**"Elroy"**

UKC CH. U-RO3 NN NHD AI AB SI GCH. Castlegar  
Elroy At Autumnwynd CGN RM CDX HIC SX SDN  
TT AKC RN

"Elroy" earned his Sprinters Excellent Title July 5/21

Owned by **Marie-P Babin**



**Congratulations to Irene Mullan on her retirement !!!**

“I’m glad not to be traveling 3 hrs a day to work and have more time for dog activities.”

Wishing Irene All the Best in her Retirement !!!



**Kara**, my Golden Retriever, loves a variety of activities available to her through the CKC and the UKC.

She participates in all forms of training, with great enthusiasm. Special loves of hers are: scent work, tracking, sprinters and field work.

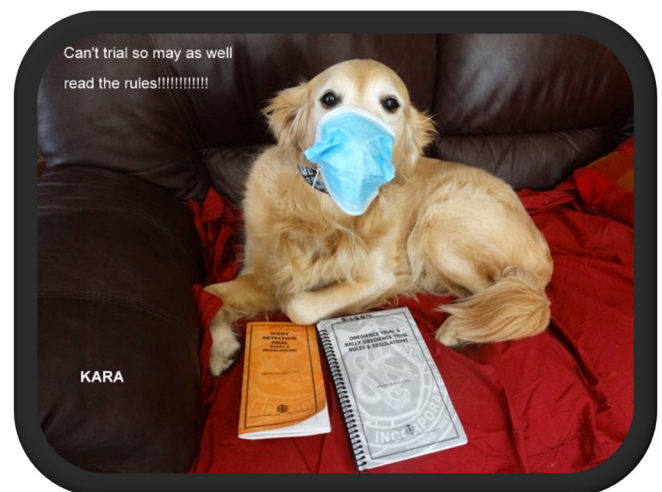
She has fun at obedience and rally classes, especially when it involves working with her Labrador buddies, Elroy and Piper. When I first heard about the North York Obedience Club photo contest, working with the theme of being at home with your dogs during Covid, Kara was lying on the couch and the rule books lay on the adjoining table and the idea began to evolve.

I wondered how I could get her to wear a mask long enough to take a picture. I got her buckle collar and threaded the 2 mask elastics through it. I then put it on her with the mask under her jaw. She did not react at all when I brought it up to cover her nose. A couple of rule books beside her and voila! It was great fun and honestly, the first time I have ever won a photographic contest.

**Eileen Fisher**



**NYOC Photo Contest Winner**





## Plant Guide For Pet Owners

### Poisonous Plants

- Daffodil
- Castor Bean
- Easter Lily
- Sago Palm
- Star Gazer Lily
- Tiger Lily
- Cyclamen
- Azalea



### Toxic Plants

- Aloe
- Begonia
- Bird of Paradise
- Bougainvillea
- Calla Lily
- Carnation
- Chrysanthemum
- Coleus
- Cosmos
- Dumb cane
- Elephant ear
- Fleabane
- Gardenia
- Geranium
- Hibiscus
- Hydrangea
- Iris
- Mother-in-Law Tongue
- Pansy
- Peace Lily
- Pinks (Dianthus)
- Plumbago
- Poinsettia
- Primrose

### Pet-Friendly Plants

- Alyssum
- Blue Daisy
- Boston Fern
- Bottlebrush tree
- Camelia
- Canna
- Ceolsia Plumosa
- Christmas Cactus
- Coreopsis
- Echevaria Succulents
- Gerber Daisy
- Gloxinia
- Impatiens
- Marigold
- Nasturtium
- Pampas Grass
- Persian Violet
- Petunia
- Polkadot Plant/Baby Tears
- Rose
- Snap Dragons
- Spider Plant
- Start Jasmine
- Sunflower
- Sword Fern
- Viola
- Zinnia



## XYLITOL TOXIC TO DOGS

Xylitol is a low calorie sugar substitute sourced from birch trees,

Xylitol can be toxic to dogs, even in relatively small amounts.

Xylitol is more than 100 times more toxic to dogs than chocolate.

### The many names of Xylitol:

- Birch Sugar
- E967
- Meso-Xylitol
- Méso-Xylitol
- Sucre de Bouleau
- Xilitol
- Xylit
- Xylite
- Xylo-pentane-1,2,3,4,5-pentol

### Read Labels:

The following items may contain xylitol:

- Sugar-free gum
- Peanut Butter
- Throat lozenges
- Breath strips
- Hard candies
- Mentos
- Toothpaste
- Mouthwash
- Certain medications
- Jell-O
- Some yogurts
- Some protein bars

If your dog eats a product that contains Xylitol, it is important to take the dog to a veterinarian immediately.

For a list of known products that contain Xylitol, refer to:  
<https://www.preventivevet.com/xylitol-products-toxic-for-dogs>

Sources:  
[https://www.huffpost.com/entry/xylitol-dogs-sugarless-gum-foods\\_n\\_563a37b6e4b0411d306f1433](https://www.huffpost.com/entry/xylitol-dogs-sugarless-gum-foods_n_563a37b6e4b0411d306f1433)  
<https://www.webmd.com/vitamins/ai/ingredientmono-996/xylitol>  
<https://www.preventivevet.com/xylitol-products-toxic-for-dogs>

RUVA LI  
06 17

### Reminder;

If you've earned a title on your dog or have any news you'd like to share with the Club members, please send it to me for the Newsletter.

### Change of address;

Dorothy Phillips : Innisfil On. db.phillips@bell.net Shetland Sheepdogs

### New Member;

Marianne Loughlin Enniskillen, On. jebediah11@gmail.com Bloodhounds

Vladimir & Olga Semechko Newmarket On.vsemechko@hotmail.com Std. Wire-Haired Dachshund

# New Little Trackers...

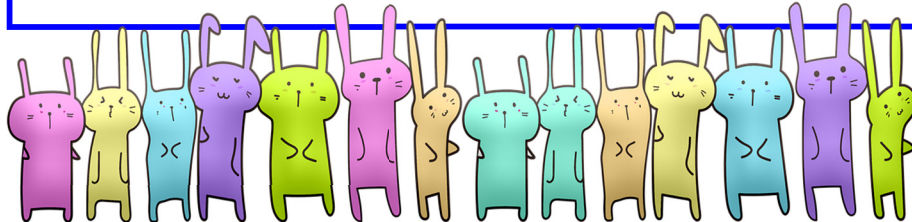


## "Levon"

Castlegar Autumwynd He *Shall Be Levon*

*Born Feb. 5, 2021. Elroy's nephew*

By CH. Gaff's Cool Change X CH. Castlegar Princess Neptune



## "Brodie"



Aonghas Brodie di Casa Samgio

Born April 9, 2021

Owned by **Andrea McGeachie-Thomas**



# Gone but Never Forgotten...



## “Frankie”

Sept.19, 2005 — April 14, 2021

MBVIS MBAIS CH. Alt. CH. Autumwynd Frankie Starlite CDX RE TD CGN SD-A

Frankie was a very kind hearted dog and will be missed.

by Marie-P Babin, Elroy & Levon



## “Mich”

January 10, 2009 - May 9, 2021

CH. Usonia's Devilish Michabou TD RN

Mich passed away at home last night, after suffering several internal complications.

He was born in Florida and was the son of my Standard Wire Dachshund, Dexter.

He lived life on his own terms and was a very colourful character to all who knew him.

He will be greatly missed by Eileen Fisher, Dexter and Kara



# Gone But Never Forgotten...



## “Rogan”

Sept. 7, 2008 — June 22, 2021

Carmspack Rogan Bax, TD

My sweet beautiful Rogan. Loved and cherished, our hearts are broken .

She was my friend, my partner, my constant, my loyal companion and my heart .

Run free with Jasper, Gracie, Maya, and Willie .

Loved & Missed by **Andrea McGeachie-Thomas**



# TIGHT LINES

Gary D Murray via Ed Frawley

Most dog handlers think of their long line as a piece of equipment. But it is more than that.

I can't tell you how many times I have seen dog handlers snap their long line to their dogs harness and go along for the ride. They fail to realize that the line is a physical link between the dog and their hand. Other than the length of the line it is no different than rubbing your dog's ear while doing obedience.

The long line can be a very strong communication tool between the dog and handler. With proper use the communication flows back and forth all the time during the track. It uses a language that is only known by the dog and handler which both learn and grow with from the first training track. It is refined throughout the years but all too often I see only the dog using it and the handler blindly following.

Let's start at the beginning and see if we cannot develop a greater understanding of the long line, its purpose and how to communicate with our dogs through it.

The first step is to choose the right line. Like all tools of the trade there are personal preferences. I have seen all types of lines used for tracking, rope, climbing rope, leather, and all types of webbing. They all have some good points and some bad. I personally stay away from any form of rope as it has a tendency to burn your hands as it slides through. Yet it is strong, easy to obtain and inexpensive. Leather is costly but has the most natural feel and spring to it. The down side is that when you buy a 20 foot line after a number of tracks you soon have a 30 foot line and as time wears on a 40 foot line which can break as the line pulls thinner and thinner.

The line used by most handlers these days is a webbing about 3/8" to 1/2" in width. It is strong, inexpensive and long lasting. Be sure to buy a quality webbing which is supple so it won't be too hard on your hands.

Line length is something there will always be a lot of discussion about. I have seen handlers track with lines from as short as 6 feet all the way up to 30 to 40 feet in length. Personally I feel that 20 feet is about the right length. This puts you far enough back to see your dog and read his body language. It also allows you when your dog indicates track loss to stop, circle the dog, and be standing right on the corner. This should insure that the dog will relocate the track somewhere in the arch of the line and therefore you don't blow a corner.

No matter what line you choose there will be numerous times when your dog comes in close to you and you pull in the slack. Just as you have the line down to 6 to 8 feet the dog hits the track, pulls hard into the harness and the line pulls through your hand causing friction burn. Occupational hazard I guess! Some handlers wear gloves while they are tracking. Personally I don't. I feel that bare hands listen a lot better to the line and what it is saying. As far as the friction burns go I feel that if I get one I deserve one. I should have been paying attention, getting off my butt and going with the dog if he has indicated the track. A number of friction burns can teach a handler a whole lot.

A handler's primary job in line work is to keep the line from distracting the dog. Keep it out of the dog's way and do not let it get tangled. All the time this little rope ballet is going on you must keep a steady tension on the line constantly.

This is where the communication through the line begins, at the constant tension. Any change in the tension, increased, or decreased is telling you something. This change in tension can be produced by the dog or the handler. No matter who changes the tension for whatever reason it should be telling the other something.

The proper tension on the line will keep it straight in the air from the dogs harness to your hand. I keep the line between my index finger and thumb, letting the last foot or so fall down through my hand

so I can grab it with the whole of my hand if I have to. This allows me to change the tension on the line from as little as a couple lbs. pressure (finger and thumb only) to pulling the dog to a complete stop (the whole hand).

Let's start from the middle and work up and down with the amount of tension on the line.

You are on the track, the dog is tracking well, and everything is going just fine. The tension on the line is enough to keep the line straight from the harness to your hand. At this point you know everything is O.K. and so does the dog. Any change in that tension and something is being said. Keep in mind that all this communication is in conjunction with you reading the dog's body language.

As you track along the dog starts to lift his head and move it from side to side as if looking for the track. The second he does this you start to increase tension on the line. This increase is a question to the dog. Are you on the track? If his head goes back to the ground and he increases tension back into the harness and the line he is saying "yeah I'm on track and here it is". The handler then eases off the tension until it is back to the point where everything is normal (straight line from harness to hand) If as you put tension on, the dog lifts his head, relieving tension you keep adding tension quickly but evenly until a point where you have the dog stopped and starting to turn into a circle at the end of the line. At this point your dog has given you a track loss signal and most likely a corner. As the dog swings through the arch of the long line you should be standing on the corner. Somewhere in the circle he now is searching he should hit the track.

When the dog hits the track he will give you a head turn that will show you where the track is going and then follow it with his body. This will increase the tension on the line. He is now saying to you through the line "here it is lets go" While training a new dog each and every time this happens your response would be "Good Boy" and the second you praise him you let the tension off the line and go with the dog. This conditions the dog how to communicate through the line back to you and as time goes on the dog will give stronger and stronger track relocations. It also gives him physical praise through the release of tension in the line.

In time this increase and decrease of tension through the line becomes a language between dog and handler. More can be said through that line than you could ever imagine.

So the basics in line communication are. Increase tension from the handlers. Are you on track? Increase tension from the dogs. I'm on track or here is the track. Decrease tension from the handlers. Good Boy I'm following you. Decrease tension from the dogs. I've lost the track and I'm looking.

Proper line work is more than just snapping the long line to the harness and following your dog on a track. So let's stop being dead weight on the end of the line for our dogs to drag around. Let's use our lines, ourselves and our dogs to the fullest, communicate he may be trying to tell you something!

"Tight Lines" Gary D. Murray