

**Ergonomic, flexible, safe –
the modular system for hospitals and pharmacies.**



The FAMA Shelving System: Greatest flexibility with maximum efficiency

Willach Pharmacy Solutions is one of the leading manufacturers worldwide of tailor-made solutions for the storage and picking of medicines and healthcare products.

The FAMA Shelving System was developed specifically for use in medical environments. We've designed it to be completely flexible and highly configurable, so it's easy

to create the perfect storage for all sorts of hospital and pharmacy working areas.

Whether you use it in a community or hospital pharmacy or on a hospital ward, the FAMA Shelving System from Willach will help you optimise your work processes and arrange your storage exactly how you want.



FAMA Shelving System for community and hospital outpatient pharmacies

In community and hospital outpatient pharmacies, the FAMA Shelving System provides simple and fast access to all items. Fast movers can be stored on FAMA Round Shelves or in FAMA Sloping Trays and slow movers in FAMA Drawers below the worktops.

FAMA Shelving System for hospital inpatient pharmacies

In hospital inpatient pharmacies, you need fast and neat product stocking to quickly dispense large quantities of medicines and consumables such as disposable items and bandages. With the FAMA Shelving System 300 and 500 you are guaranteed to find the ideal configuration for your particular requirements.

FAMA Shelving System for hospital wards

To store medicines and items for daily use on hospital wards, Willach offers a combined system of shelf and worktop with the FAMA Worktop Shelf. Our customers find the optional extras particularly useful, such as integrated drawers for the dust-free storage of hygiene items and the directed lighting for individual work areas.

Tailor-made: the right elements for every work area



FAMA Sloping Trays: these trays are designed for the compact and neat storage of large quantities of packages. Picking packages is easy; you don't even need to pull out the tray. Simply take out the package you need and the next one will slide straight into place, maintaining the 'first in, first out' principle. You'll only ever need to pull the tray out to stock it back up again.



FAMA Flat Trays: the metal frame offers numerous options to position your FAMA Flat Trays at exactly the height you need. That makes it easy to stock anything from disposable items and bandages up to large containers and bulky packages. You can even organise each tray into sections, using special dividers.



FAMA Flat Shelves: excess stock can be temporarily stored on flat shelves directly where you need it to replenish trays or drawers. So stock replenishment takes less time because you have to make fewer trips to a separate storage room.



FAMA Drawers: medicine packages, bottles, consumables and disposable items can be sorted, stored and protected from dust in FAMA Drawers – either in full-height bays or under the worktop bench. You can easily use cross-dividers to separate out smaller quantities of many different items too, such as slow movers.

A safe system – thought out in detail

The FAMA Shelving System provides space-saving storage for medicine packages and items in daily use. It's also specifically designed to store anything which needs to be kept free of dust for reasons of hygiene. We paid special attention to safety and workplace ergonomics, so all pull-out elements are extremely easy to operate. Special safety mechanisms ensure that the sloping trays are spring-cushioned and doubly secured when pulled out. FAMA Shelves are a safer option than conventional systems, in any working environment.



Safety hooks: the safety hook (patent pending) significantly increases the safety and long life of the sloping trays. When the tray is heavily stocked, the steel hook prevents the integrated guiding rail end-stops from giving way. That means the tray won't fall out, even when it's not used properly, so there's a far lower risk of injury.

Return springs: to make work easier, all FAMA Sloping Trays are fitted with hygienic steel springs that absorb the weight of the trays as they are pulled out. That means it takes much less effort to support or close the sloping trays, and even heavily loaded trays won't slide out too quickly.



Touch Release: the Touch Release mechanism ensures the simple and safe opening of the sloping trays. By slightly pushing against the sloping tray on both sides of the handle bar the safety mechanism is released and the sloping tray moves out. When pushing the tray back in, a clicking sound confirms that it is safely locked in closed position.



Dividers: durable dividers made of powder-coated steel help to keep items stored next to one another clearly separated and help you manage stock on the 'first in, first out' principle. The dividers can be set at a variety of distances, so you can easily store differently sized packages in the same tray.



Refill stopper: for daily refilling, Sloping Trays 500 can be locked in open position by a lever adjacent to the handle bar. This prevents the return springs from pulling the sloping tray partly back, allowing the channels to be restocked up to their rear end using both hands.



Safe assembly: depending on the usable depth, the sloping trays either come with the return springs already installed or their hooks engage automatically into the metal tabs during installation. The tabs are protected against damage by angled steel panels.



Soft-stop self-closing: Flat Trays 500, Utility Trays 500 and Drawers 500 are fitted with a soft-stop self-closing mechanism for secure and gentle closing. Here, too, great attention has been paid to detail, e.g. by mounting long-lasting rubber rings to acoustically isolate the carrier from the stand frame.



Labelling strip: a transparent strip on each tray lets you label the contents of the trays clearly. Your labels can even include barcodes, as they can readily be scanned through the transparent strip.



FAMA Shelving System 300: for storing pre-packed prescriptions for collection in the community pharmacy.



FAMA Worktop Shelf: for storing packages and items for daily use, combined with a worktop.

FAMA Shelving System 500: for the methodical organisation of hospital inpatient pharmacies and central supply pharmacies.



Flexibility with FAMA – storage, organisation and workplace



FAMA Sloping Tray: a sloping tray which can be pulled out for filling. Medicines are picked with the tray closed.



FAMA Lock: the drawer bays are also available with locks to prevent unauthorised access.



FAMA Flat Tray: this horizontal, pull-out flat tray is particularly suitable for the organised storage of large packages or containers as well as for storing shrink-wrapped disposable items.



FAMA Drawer: a pharmacy drawer for the well-ordered storage of various medicines, as well as anything that needs to be stored free of dust. Dividers keep different items separate and double-height drawers can be used for storing large packages and containers.



FAMA Flat Shelf: these flat shelves are the ideal place to store excess stock and large containers or packages. Used in the upper shelf area they are particularly well suited for keeping office supplies such as folders.



FAMA Top Light: the option gives you optimal, directed lighting in the upper shelf area.



nal top light
d lighting for



7 FAMA Worktop Light: perfect working conditions and good visibility on the work surface are provided by lighting which is almost completely hidden beneath the flat shelves and sloping trays.



8 FAMA Acrylic Boxes: these acrylic boxes, which can be hooked onto the rail either horizontally or at an angle, ensure that anything in daily use is readily to hand. You can slide the boxes to the handiest place along the rail.



9 FAMA Corner Shelf: the corner shelf allows you to make the best use of the space available, linking modules installed round a corner with a continuous worktop. The corner space can be used for a computer workstation, for example.

FAMA gives you choice – a suitable module for every need

The FAMA Shelving System stands out through its high quality and modularity. All frames and flat shelves, as well as drawers and trays with dividers, are made of powder-coated steel. That guarantees an extremely long life, so it's a sustainable choice. The design is timeless and functional. And if your workspace requirements change, you can easily replace individual components and rearrange drawers or trays at different heights.



Configuration examples:



FAMA Worktop Shelf

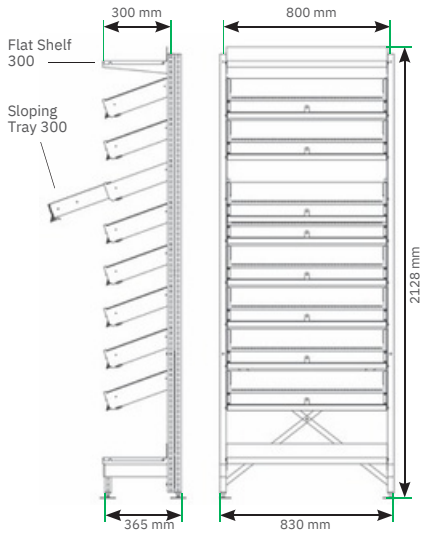
(Back-to-back)
Worktop
20 x Flat Tray 500

(Back-to-back)
Worktop Light
Box Rail
16 x Acrylic Box
Worktop
16 x Drawer 500 (single height)
4 x Drawer 500 (double height)

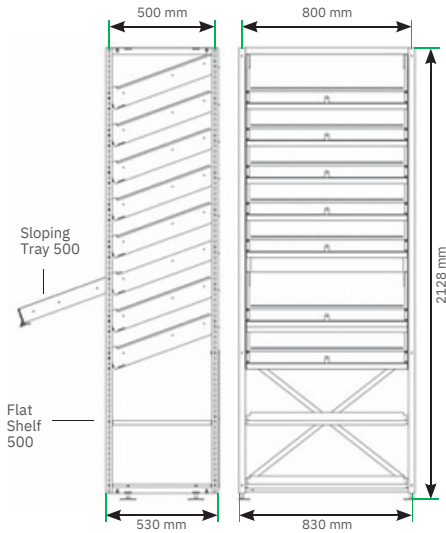
Flat Shelf 300
4 x Sloping Tray 300
Worktop Light
Box Rail
4 x Acrylic Box
Worktop
4 x Drawer 500 (single height)
1 x Drawer 500 (double height)

3 x Flat Shelf 300
Worktop Light
Box Rail
4 x Acrylic Box
Worktop
5 x Flat Tray 500

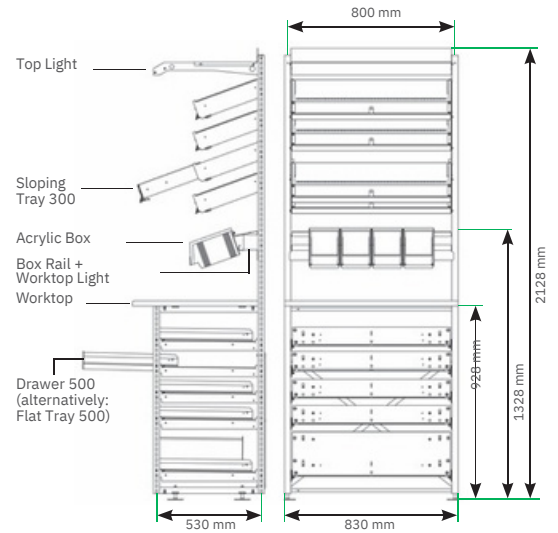
FAMA Shelving System 300





FAMA Shelving System 500



FAMA Worktop Shelf



	FAMA Sloping Tray 300: Up to 10 product lines / 100 packs		FAMA Flat Tray 500: Up to 10 product lines / 150 packs
	FAMA Sloping Tray 500: Up to 10 product lines / 150 packs		FAMA Drawer 500: Up to 60 product lines / 120 packs



FAMA Shelving System 300

Flat Shelf 300
8 x Sloping Tray 300
Flat Shelf 300

5 x Flat Shelf 300



FAMA Shelving System 500

Rooftop Shelf 500
8 x Sloping Tray 500
2 x Flat Shelf 500

Rooftop Shelf 500
5 x Flat Shelf 500

(Back-to-back)
2 x Rooftop Shelf 500
16 x Sloping Shelf 500
4 x Flat Shelf 500



FAMA Round Shelf – efficiency in the round

The FAMA Round Shelf gives you fast, direct access to medicines which are frequently dispensed. The combination of the FAMA Round Shelf and the FAMA Shelving System 300 and 500 provides sophisticated storage of medicine packages arranged by their selling speed. The results are greatly reduced picking times, faster service and enhanced productivity.

Benefits:

- Direct access from the workplace – without having to go far
- Very good visibility ensures that packs are quickly found
- Stocking and dispensing can be done simultaneously from different sides
- Simple and comfortable restocking through magnetic mechanism (patent pending)
- Maintaining the 'first-in, first-out' principle through stocking of sloping channels from the back



Simple operation by rotation of shelves



Fast picking of packs; the next pack quickly slides into place in the sloping channel



Easy restocking by opening a gap between storage segments, which are held together with magnets (patent pending)

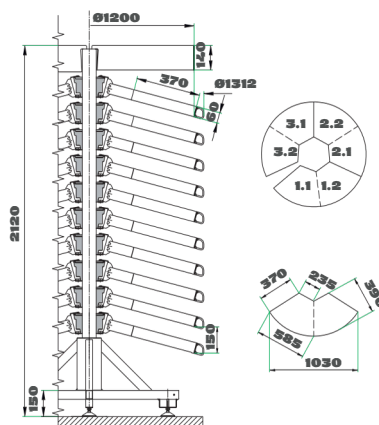


Supports the 'first-in, first-out' principle as you stock sloping channels from the back



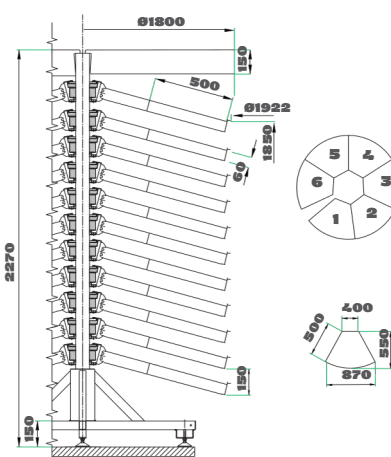
Optional label holders for fast and clear identification of items

FAMA Round Shelf 1200



Diameter:	1200 mm (storage segments 1312 mm)
Height:	2120 mm
Footprint (base):	1.4 m ²
Storage area:	6 m ²
Capacity:	Up to 400 product lines (channels) with up to 3,400 packages
Number of shelves:	10 x 3
Depth of shelves:	370 mm

FAMA Round Shelf 1800




Diameter:	1800 mm (storage segments 1922 mm)
Height:	2270 mm
Footprint (base):	2.9 m ²
Storage area:	13 m ²
Capacity:	Up to 700 product lines (channels) with up to 8,000 packages
Number of shelves:	11 x 6
Depth of shelves:	500 mm



Willach Pharmacy Solutions.

The right prescription for every pharmacy.

Willach is the market leader in Europe for medicine storage and dispensing equipment. With our FAMA drawer and shelving systems and CONSIS robotic dispensers we can provide a uniquely tailored solution for any type of pharmacy, and any size of pharmacy. All Willach systems are subject to rigorous testing and demanding quality standards at our product development and production facilities in Germany.



FAMA drawer systems

Fama large-capacity and underbench drawers provide fast access to packages, with good visibility, excellent space utilisation and ergonomically perfect operation. No other system offers you drawers which can store more packages in the same space.



FAMA shelving systems

Fama worktop and fast mover shelves were developed as a modular system to achieve the greatest possible flexibility. They can be precisely adapted to your individual requirements. Fama round shelves store fast moving items to provide direct access and can be flexibly configured.



UK Sales Office:
Willach UK Ltd
Concorde House
Trinity Park, Solihull
Birmingham B37 7UQ
United Kingdom

Phone +44 (0) 121 635 5025
info.uk@willach.com
www.willach.com

German Head Office:

Willach Pharmacy Solutions GmbH
Stein 2
53809 Ruppichterath
Germany
Phone +49 (0) 2295 9208 0
Fax +49 (0) 2295 9208 499
info@willach.com
www.willach.com

Willach Group

Represented in Saudi Arabia by



شركة السماعيل للصناعة
Alismail Industrial Co.

Alismail Industrial Co.
www.alismail.com