

Weekly Commodities Charts Newsletter

October 23, 2017

The Weekly Commodities Charts Newsletter provides Cornelius Luca's trade ideas, model signals, and absolute charts

© 2017 Luca Global Markets, LLC. All rights reserved. This content is provided as general information only and does not constitute investment advice or a representation that any investment, security or other product is suitable for any person. This content reflects the opinions only of the author and cannot be interpreted as advice.

This content is the intellectual property of Cornelius Luca. Any copying, distribution or redistribution of this content is expressly prohibited without the prior written consent of Cornelius Luca.

Cornelius Luca shall not be liable for any errors in the content, or for any actions taken in reliance thereon.

Trade Ideas

- Energy: Long crude oil *while above* the 21-day exponential moving average
- Metals: Short gold *while below* the 21-day exponential moving average
- Softs: Short coffee *while below* the 21-day exponential moving average

Commodities Models – Daily & Weekly

	<i>Commodity</i>	<i>Daily Model</i>	since	Daily Bias (> or < 21-day EMA)	Daily Risk	<i>Weekly Model</i>	since	Weekly Bias (> or < 21-week EMA)	Weekly Risk
Energy	Crude Oil	L	23-Oct	slightly bullish	slightly bullish	L	13-Oct	slightly bullish	slightly bullish
	Brent Crude	S	23-Oct	slightly bullish	slightly bearish	L	13-Oct	slightly bullish	slightly bullish
	Natural Gas	L	20-Oct	slightly bullish	slightly bullish	L	23-Oct	sideways	neutral
Metals	Gold	S	16-Oct	slightly bearish	slightly bearish	S	19-Oct	sideways	neutral
	Silver	S	20-Oct	sideways	neutral	S	19-Oct	sideways	neutral
	Copper	L	23-Sep	slightly bullish	slightly bullish	L	6-Oct	bullish	bullish
Softs	Coffee	S	20-Oct	bearish	slightly bearish	S	22-Sep	slightly bearish	slightly bearish
	Soy Meal	S	17-Oct	slightly bullish	slightly bearish	S	7-Oct	slightly bullish	slightly bearish
	Wheat	L	27-Oct	slightly bearish	slightly bullish	L	23-Oct	slightly bearish	slightly bullish
	Corn	L	27-Oct	sideways	neutral	L	23-Oct	slightly bearish	slightly bullish

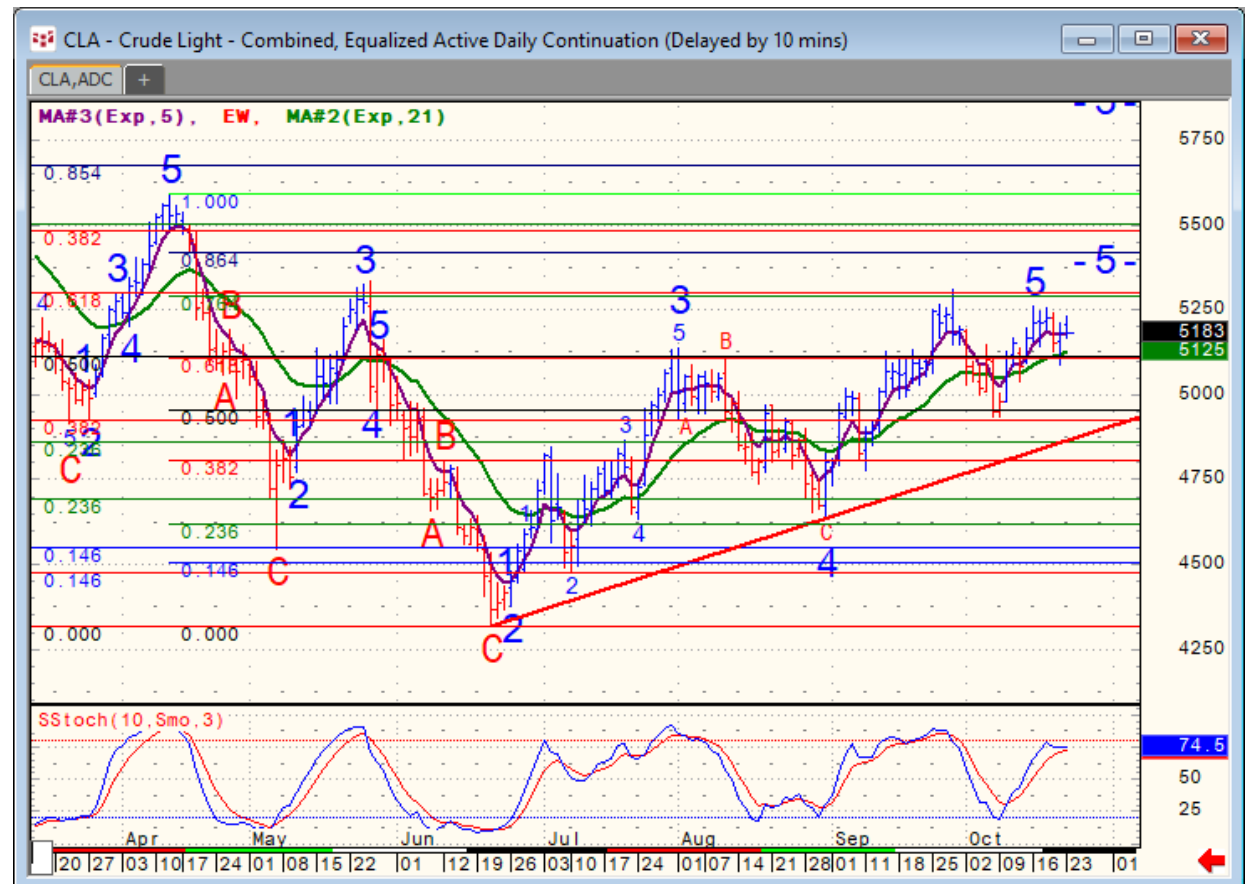
Source: Proprietary Luca Global Markets, LLC Model

Commodities Energy Trade Idea

Comment:

Long crude oil *while above the 21-day EMA*

- Crude oil is consolidating on a slightly firm note below the 9/28 top
- The LGM model is long
- It trades above both its 21-day EMA
- Initial resistance: 52.09
- Further resistance: 54.00 & 55.69
- Initial support: 50.87
- Further support: 49.10 &
- Fast stochastics: bullish



CQG Inc. © 2017 All rights reserved worldwide. <http://www.cqg.com>

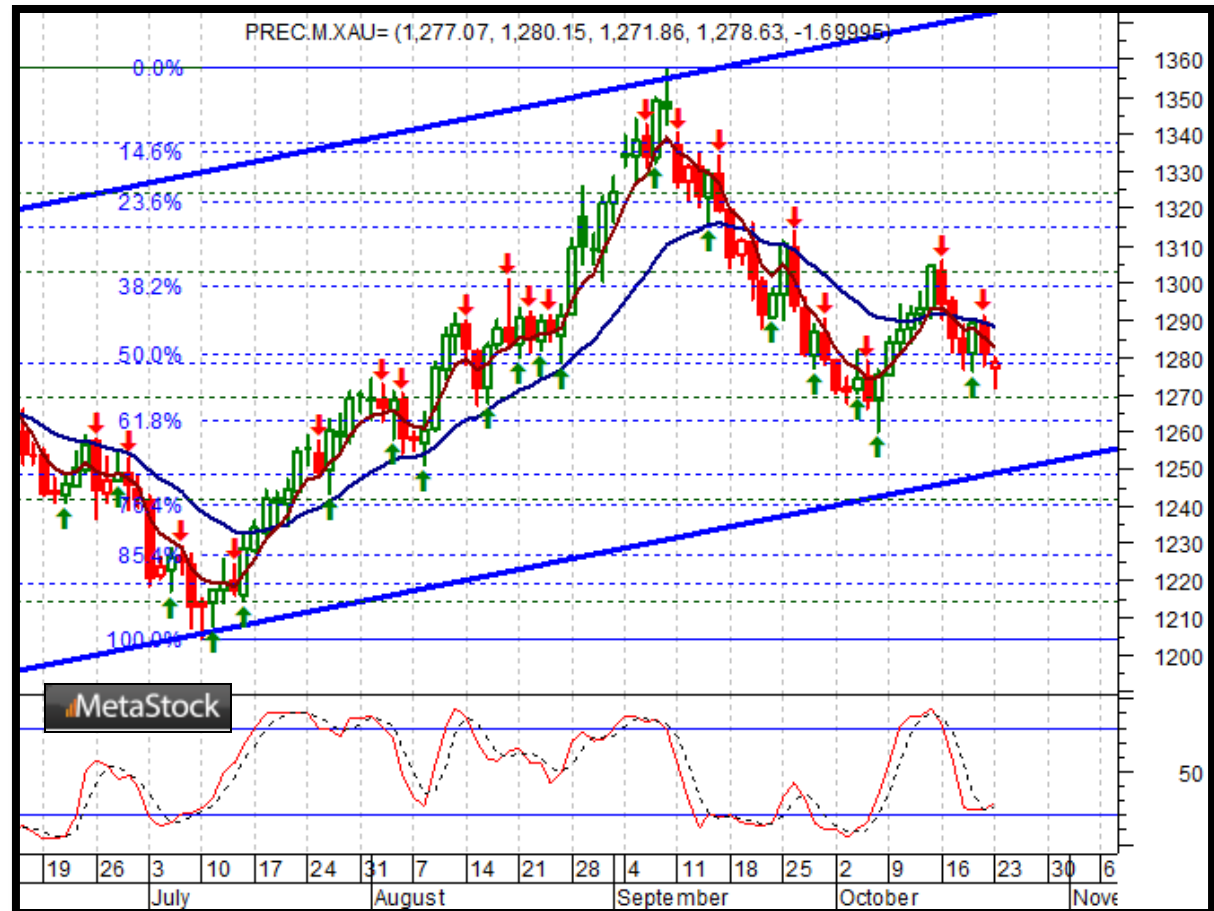
Mon Oct 23 2017 11:55:12, CQG 17.12.860

Commodities Metals Trade Idea

Comment:

Short gold *while below the 21-day EMA*

- Gold reversed from the 10/16 top
- It fell below both the 5-day & 21-day EMAs
- Immediate support: 1,276
- Further support: 1,260 & 1,215
- Initial resistance: 1,290
- Further resistance: 1,307, 1,339 & 1,358
- Fast stochastics: bearish



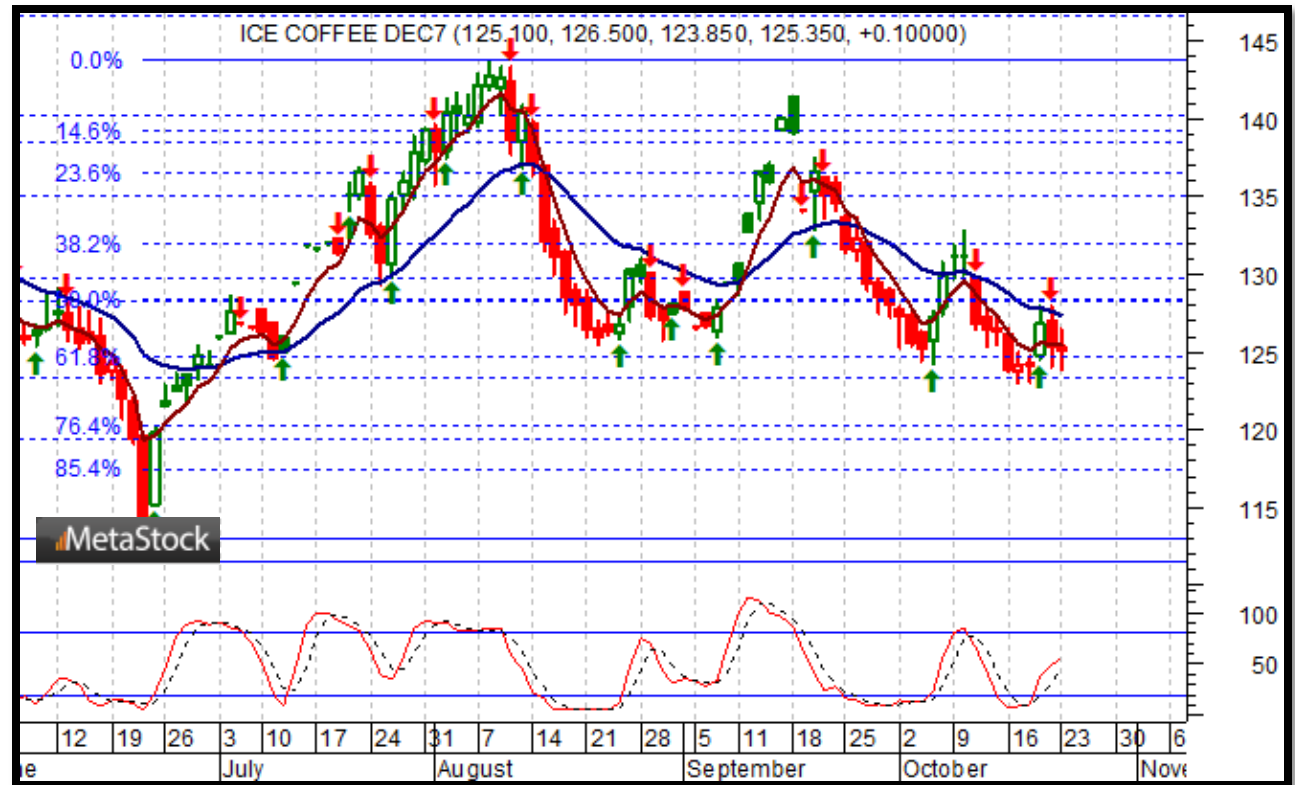
Soft Commodities Trade Idea

Comment:

Short coffee *while below* the 21-day EMA

- Coffee remains heavy near a 4-month low
- It trades below its 21-day EMA
- Immediate support: 123.00
- Further support: 120.70 & 113.00
- Initial resistance: 128.05
- Further resistance: 132.70

- Fast stochastics: bullish



How to Use the Heat Map

Bias: If the Candle > 21-period EMA = bullish
 If the Candle < 21-period EMA = bearish
 If the Candle around 21-period EMA = sideways

Long or Short	Commodities	Since when		Risk: Bullish or Bearish Candle as of Monday am EST					
		Daily Model	since	Daily Bias (> or < 21-day EMA)	Daily Risk	Weekly Model	since	Weekly Bias (> or < 21-week EMA)	Weekly Risk
Energy	Crude (CLc1)	S	27-Apr	bullish	slightly bullish	L	23-Mar	slightly bearish	slightly bullish
	Brent (LCOc1)	L	21-Apr	slightly bullish	slightly bullish	L	6-Apr	slightly bearish	slightly bullish
	Natural gas (NGc1)	S	23-Apr	bearish	bearish	S	20-Apr	bearish	slightly bearish
	Palm oil (FCPOc1)	L	24-Apr	sideways	neutral	S	20-Apr	slightly bearish	slightly bearish
Metals	Gold (GCc1)	S	24-Apr	bearish	bearish	S	20-Mar	slightly bearish	slightly bearish
	Silver (SIc1)	S	22-Apr	bearish	bearish	S	24-Apr	bearish	bearish
	Platinum (PLc1)	S	20-Apr	bearish	bearish	S	20-Mar	bearish	slightly bullish
	Copper (HGc1)	L	24-Apr	slightly bearish	slightly bullish	S	24-Apr	slightly bearish	slightly bearish
Softs	Coffee (KCN5)	L	24-Apr	sideways	neutral	L	24-Apr	slightly bullish	slightly bullish
	Cocoa (LCCN5)	L	23-Apr	bullish	bullish	L	13-Apr	bullish	bullish
	Soy meal (SMN5)	S	24-Apr	bearish	slightly bearish	S	24-Apr	bearish	slightly bearish
	Wheat (WN5)	S	24-Apr	bearish	slightly bearish	S	24-Apr	bearish	bearish
	Corn (CN5)	S	20-Apr	bearish	bearish	S	6-Apr	bearish	bearish

Source: Proprietary Luca Global Markets, LLC Model

L = long
 S = short