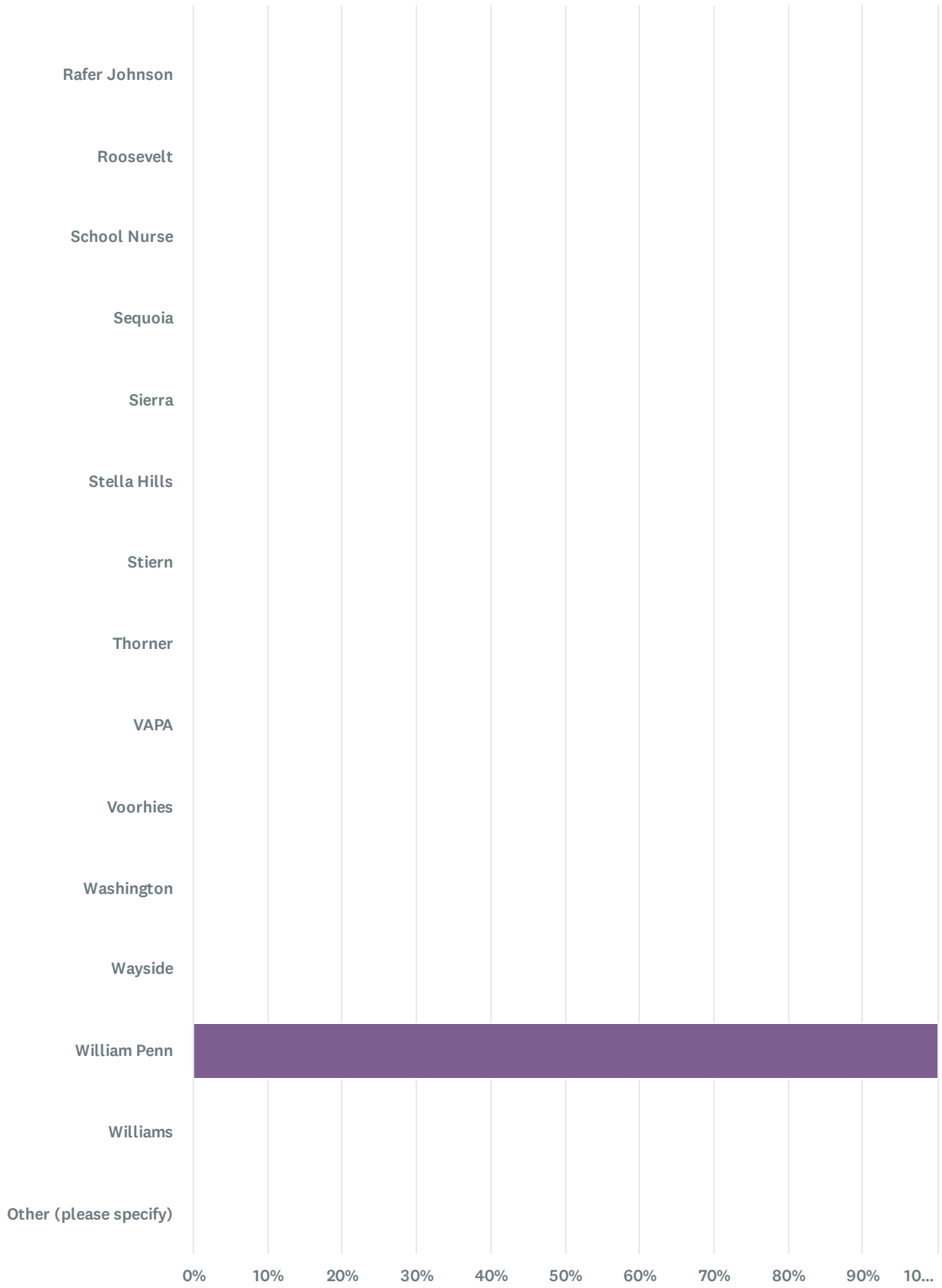
























2025-2026 BETA Administration/Site Climate Survey



Answer Choices	Percentage	Responses
Total		10


2025-2026 BETA Administration/Site Climate Survey

Answer Choices	Percentage	Responses
 Casa Loma	0%	0
 Cato	0%	0
 Chavez	0%	0
 Chipman	0%	0
 College Hts	0%	0
 Compton	0%	0
 Curran	0%	0
 Downtown	0%	0
 Ed Center/District Office	0%	0
 Eissler	0%	0
 Emerson	0%	0
 Evergreen	0%	0
 Fletcher	0%	0
 Frank West	0%	0
 Franklin	0%	0
 Fremont	0%	0
 Garza	0%	0
 Harding	0%	0
 Harris	0%	0
 Horace Mann	0%	0
 Hort	0%	0
 Jefferson	0%	0
<b>Total</b>		<b>10</b>

2025-2026 BETA Administration/Site Climate Survey

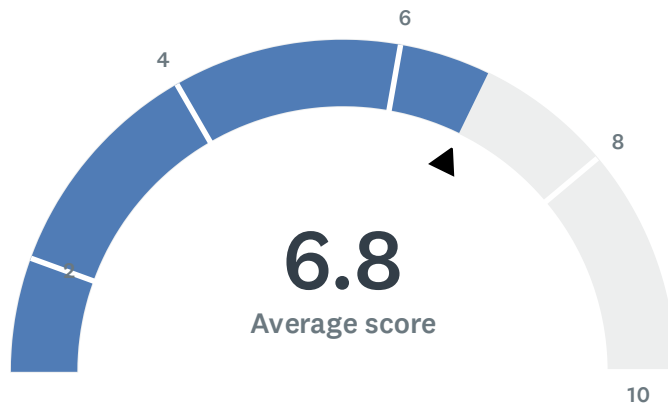
Answer Choices	Percentage	Responses
● Lincoln Jr. High	0%	0
● Longfellow	0%	0
● McKinley	0%	0
● MLK	0%	0
● Mt.Vernon	0%	0
● Munsey	0%	0
● Nichols	0%	0
● Noble	0%	0
● Owens Elementary	0%	0
● Pauly	0%	0
● Pioneer	0%	0
● Rafer Johnson	0%	0
● Roosevelt	0%	0
● School Nurse	0%	0
● Sequoia	0%	0
● Sierra	0%	0
● Stella Hills	0%	0
● Stiern	0%	0
● Thorner	0%	0
● VAPA	0%	0
● Voorhies	0%	0
● Washington	0%	0
<b>Total</b>		<b>10</b>

2025-2026 BETA Administration/Site Climate Survey

Answer Choices	Percentage	Responses
 Wayside	0%	0
 William Penn	100.00%	10
 Williams	0%	0
 Other (please specify) <a href="#">Show responses</a>	0%	0
<b>Total</b>		<b>10</b>

## Q2 Site administration is sensitive to the needs of students, staff, and the community.

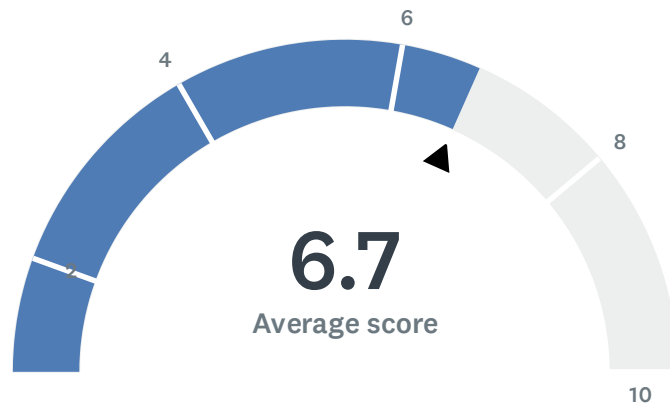
Answered: 10 Skipped: 0



Basic statistics <span>ⓘ</span>				
Minimum	Maximum	Median	Mean	Standard Deviation
2.00	10.00	7.00	6.80	2.52

### Q3 Site administration treats staff with respect; you feel like a valued member of a team.

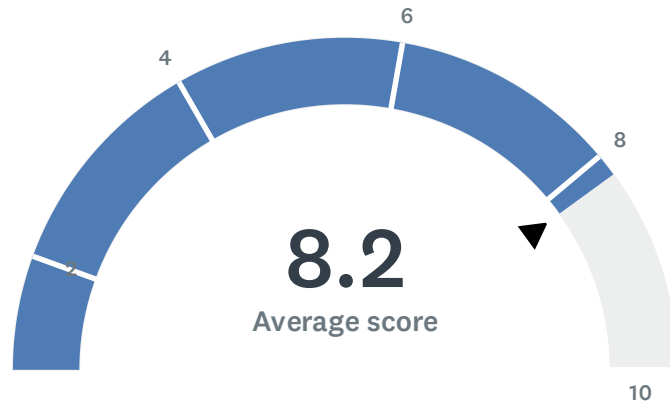
Answered: 10 Skipped: 0



Basic statistics <span style="float: right;">(i)</span>				
Minimum	Maximum	Median	Mean	Standard Deviation
1.00	10.00	8.50	6.70	3.61

## Q4 Site administration conducts classroom visits in the least disruptive manner and leaves timely feedback (within 48 hours).

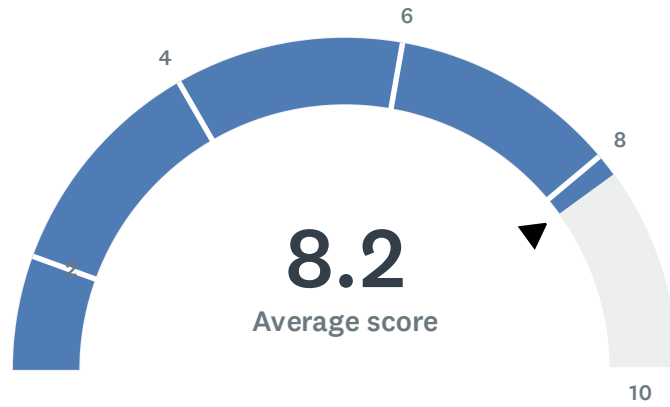
Answered: 10 Skipped: 0



Basic statistics <span style="float: right;">(i)</span>				
Minimum	Maximum	Median	Mean	Standard Deviation
4.00	10.00	9.50	8.20	2.18

## Q5 Site administration follows the contract and respects personal rights.

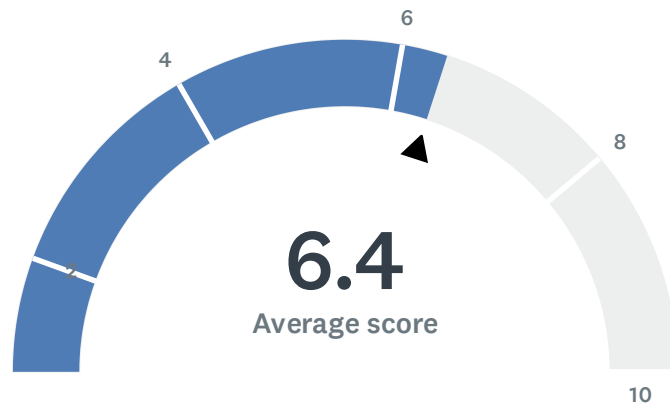
Answered: 10 Skipped: 0



Basic statistics <span style="float: right;">ⓘ</span>				
Minimum	Maximum	Median	Mean	Standard Deviation
4.00	10.00	10.00	8.20	2.32

## Q6 Administration utilizes staff according to their job description (ie. Coaches, APL's, Specialists & Staff).

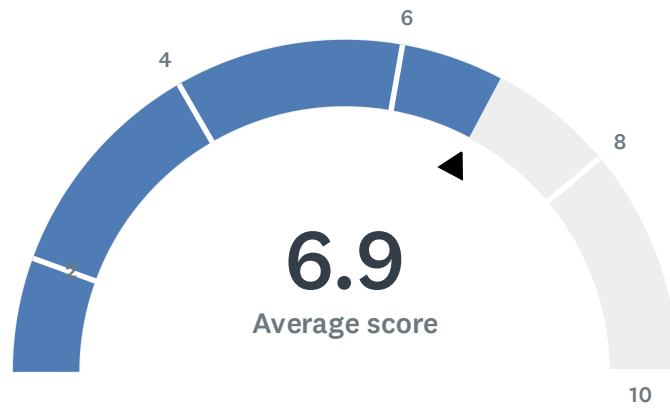
Answered: 10 Skipped: 0



Basic statistics <span style="float: right;">(i)</span>				
Minimum	Maximum	Median	Mean	Standard Deviation
3.00	10.00	6.50	6.40	2.46

## Q7 Administration maintains open communication with staff, parents, and students.

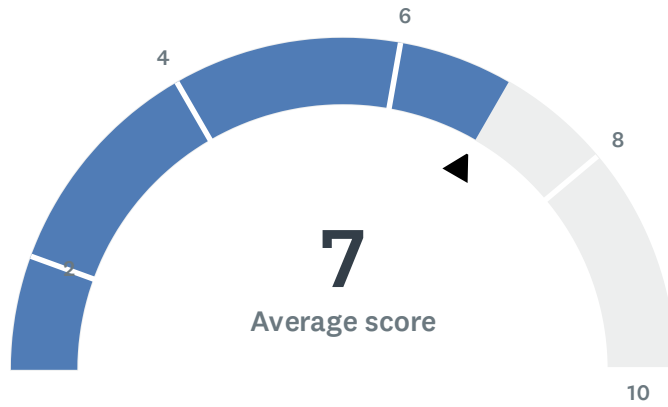
Answered: 10 Skipped: 0



Basic statistics <span style="float: right;">(i)</span>				
Minimum	Maximum	Median	Mean	Standard Deviation
2.00	10.00	7.50	6.90	2.74

## Q8 Administration supports staff against attacks and criticism from parents.

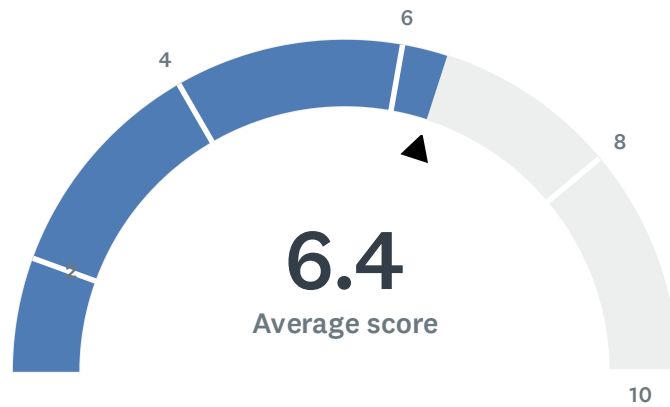
Answered: 10 Skipped: 0



Basic statistics <span>ⓘ</span>				
Minimum	Maximum	Median	Mean	Standard Deviation
1.00	10.00	7.50	7.00	2.86

## Q9 Site administration treats all teachers equally; there is no preferential treatment.

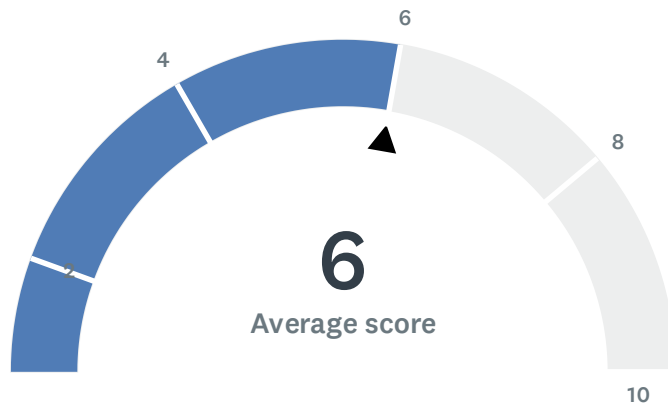
Answered: 10 Skipped: 0



Basic statistics <span style="float: right;">(i)</span>				
Minimum	Maximum	Median	Mean	Standard Deviation
1.00	10.00	7.00	6.40	2.87

# Q10 Site administration has been supportive and minimizes additional stress.

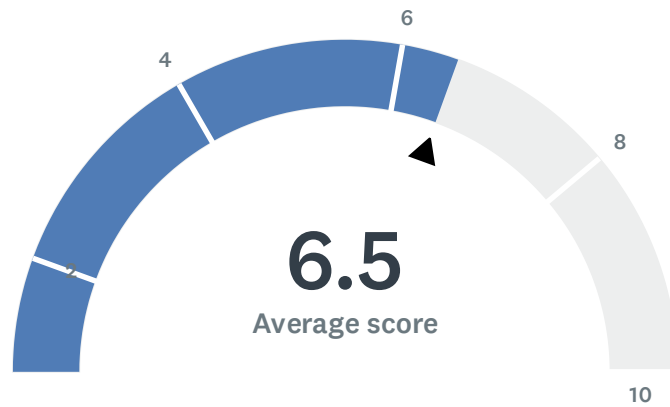
Answered: 10 Skipped: 0



Basic statistics <span style="float: right;">(i)</span>				
Minimum	Maximum	Median	Mean	Standard Deviation
1.00	10.00	7.00	6.00	3.32

# Q11 Administration communicates expectations and information in an effective and timely manner.

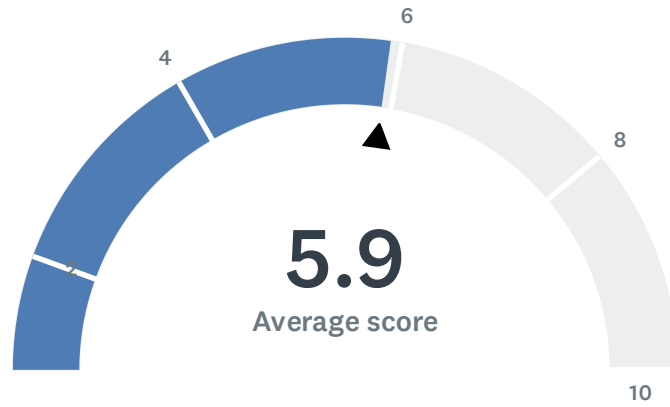
Answered: 10 Skipped: 0



Basic statistics <span style="float: right;">(i)</span>				
Minimum	Maximum	Median	Mean	Standard Deviation
1.00	10.00	7.50	6.50	3.04

## Q12 Your site administration ensures positive working conditions at your worksite.

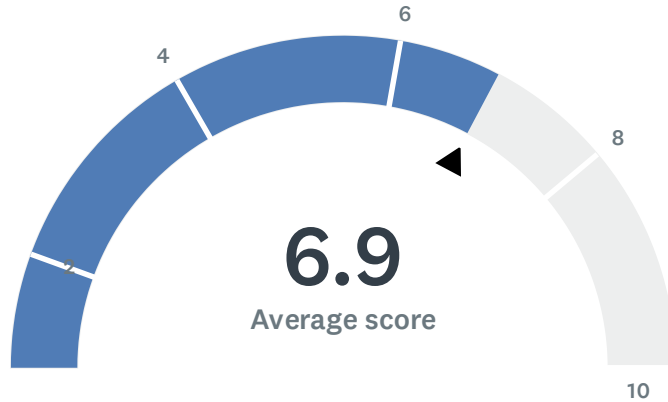
Answered: 10 Skipped: 0



Basic statistics <span style="float: right;">(i)</span>				
Minimum	Maximum	Median	Mean	Standard Deviation
1.00	10.00	7.00	5.90	3.42

### Q13 Site administration is thoughtful/smart when calling "Inclement Weather" (rainy day, extreme temperatures, too windy, air quality, etc.) schedule.

Answered: 10 Skipped: 0



Basic statistics <span style="float: right;">(i)</span>				
Minimum	Maximum	Median	Mean	Standard Deviation
1.00	10.00	7.00	6.90	2.66

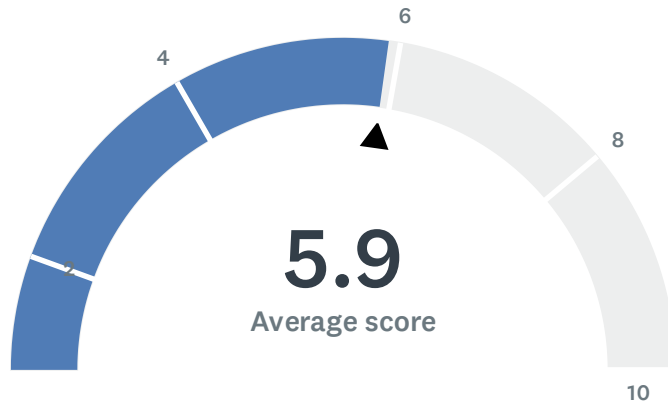
## Q14 Do you have any comments, thoughts, or concerns about site administration?

Answered: 7 Skipped: 3

#	RESPONSES
1	Staff feels that site administration ignores complaints. They feel that there is favoritism and a few are given preferential treatment.
2	I wonder why our site doesn't take advantage of a full day of PD prior to the school year at the teachers' daily rate.
3	Would like to see more opportunities for growth, to expand duties-maybe this is a district thing
4	Sometimes our site administrator does not perform their assigned duties but has other staff members do it instead. Sometimes our site admin seems to target certain teachers and criticizes/nitpicks aspects of their teaching more than they should. Sometimes our site admin is stubborn about what they want and will not listen to the teachers, even going so far as to undo things teachers have set up. I have been treated very well but many of my colleagues are unhappy. Our overall school climate is poor.
5	Mr. Dillard is a very competent administrator that takes into account the needs of all personnel.
6	Admin is unresponsive to the needs of teachers. He nitpicks the smallest things without attention to the big picture. Morale is lower this year and teachers' opinions are neither sought out nor valued when they are given. We are experts with many years experience, but we are not treated as such.
7	He is more critical than supportive

## Q15 Site staff is involved in setting school policies and budgetary priorities.

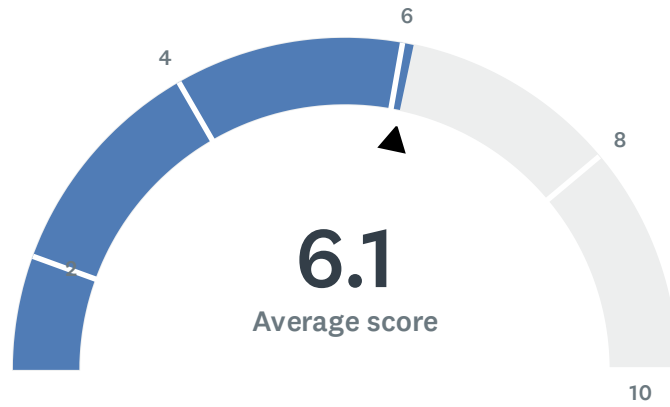
Answered: 10 Skipped: 0



Basic statistics <span style="float: right;">(i)</span>				
Minimum	Maximum	Median	Mean	Standard Deviation
1.00	10.00	6.50	5.90	3.01

## Q16 Site meetings are productive and not excessive.

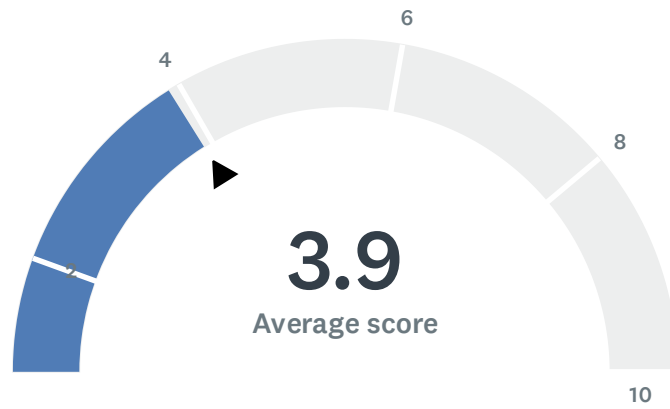
Answered: 10 Skipped: 0



Basic statistics <span style="float: right;">(i)</span>				
Minimum	Maximum	Median	Mean	Standard Deviation
1.00	10.00	7.00	6.10	2.62

## Q17 Meetings, 504s, and/or IEPs scheduled outside of contractually guaranteed planning/preparation time?

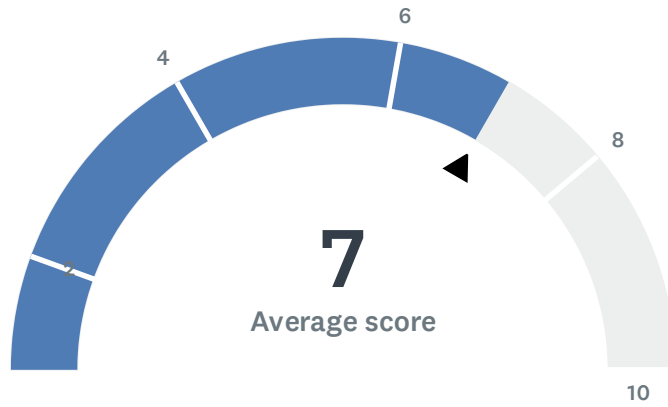
Answered: 10 Skipped: 0



Basic statistics <span style="float: right;">(i)</span>				
Minimum	Maximum	Median	Mean	Standard Deviation
1.00	10.00	3.00	3.90	3.18

## Q18 My site receives daily, consecutive, uninterrupted planning/preparation time. (30 minutes / 40 minutes)

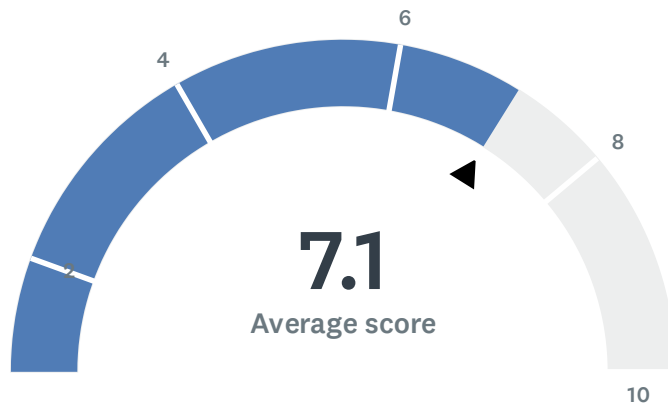
Answered: 9 Skipped: 1



Basic statistics <span style="float: right;">(i)</span>				
Minimum	Maximum	Median	Mean	Standard Deviation
1.00	10.00	8.00	7.00	3.23

## Q19 Staff is given time (on duty) to input district-required data (i.e., Benchmarks, Dibels, CFAs, Report Cards, etc.).

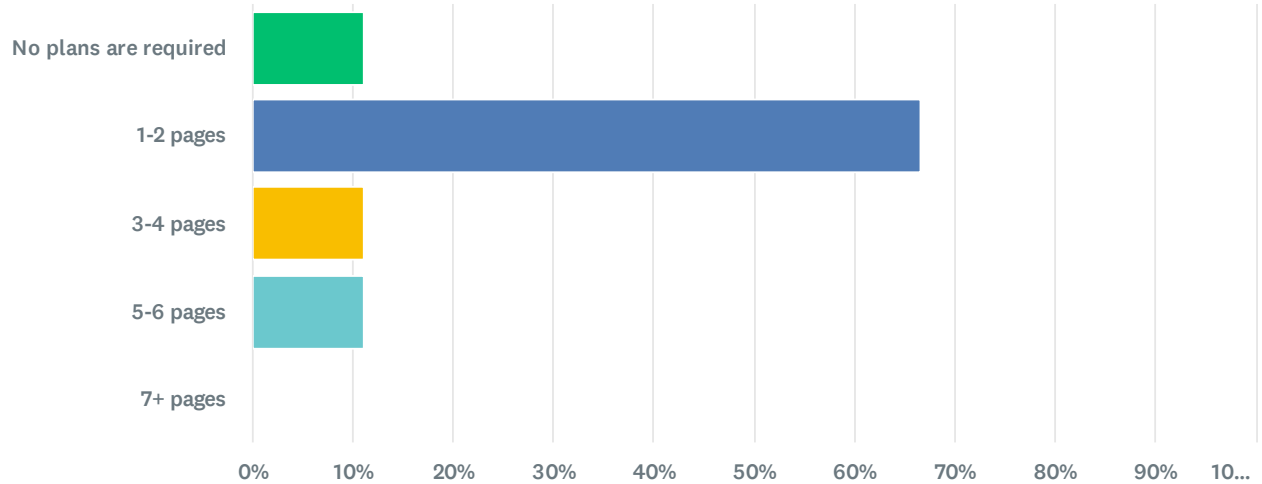
Answered: 10 Skipped: 0



Basic statistics <span style="float: right;">(i)</span>				
Minimum	Maximum	Median	Mean	Standard Deviation
2.00	10.00	7.50	7.10	2.55

## Q20 Teachers are required to submit complete, but not excessively lengthy lesson plans.

Answered: 9 Skipped: 1



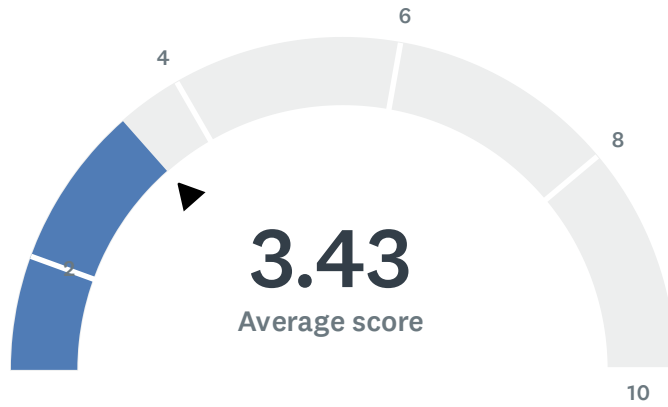
Answer Choices	Percentage	Responses
<span style="color: green;">●</span> No plans are required	11.11%	1
<span style="color: blue;">●</span> 1-2 pages	66.67%	6
<span style="color: yellow;">●</span> 3-4 pages	11.11%	1
<span style="color: teal;">●</span> 5-6 pages	11.11%	1
<span style="color: orange;">●</span> 7+ pages	0%	0
<a href="#">Show comments</a>		
<b>Total</b>		<b>9</b>

2025-2026 BETA Administration/Site Climate Survey

#	COMMENT	
1	In my position, I am not required to submit lesson plans.	

## Q21 Staff (teachers and/or coaches) have recess duty.

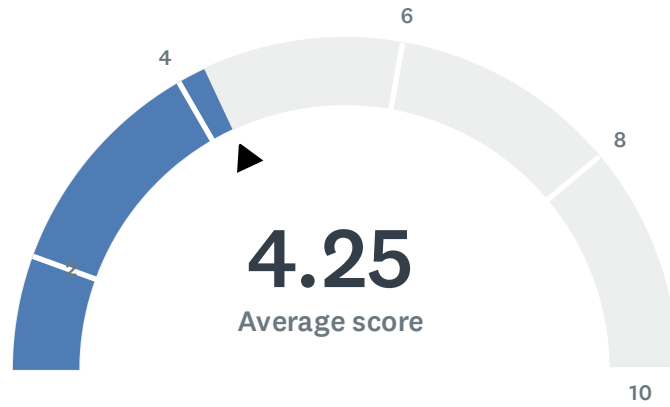
Answered: 7 Skipped: 3



Basic statistics <span style="float: right;">ⓘ</span>				
Minimum	Maximum	Median	Mean	Standard Deviation
1.00	10.00	1.00	3.43	3.85

## Q22 Staff (teachers and/or coaches) have bus (arrival/dismissal) duty.

Answered: 8 Skipped: 2



Basic statistics <span style="float: right;">ⓘ</span>				
Minimum	Maximum	Median	Mean	Standard Deviation
1.00	10.00	1.00	4.25	4.21

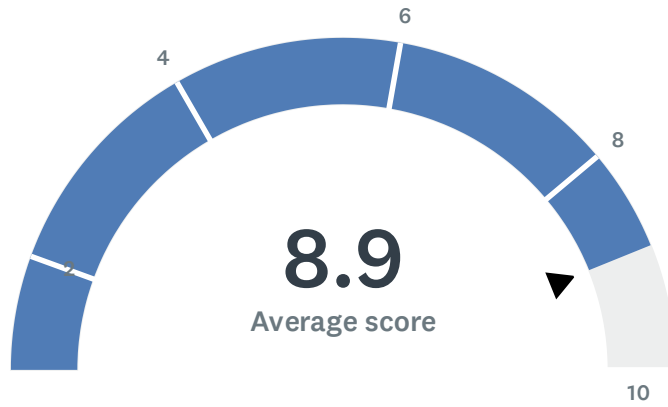
## Q23 Do you have any comments, thoughts, or concerns about site operations, duties, and responsibilities?

Answered: 3 Skipped: 7

#	RESPONSES
1	Our school is so small, it runs a bit differently than other schools. Meetings are never scheduled outside of duty time in case my answer above is not clear.
2	Leadership at a site so small is a waste of time. As is PLC collaboration all together in one room.
3	Way too many staff meetings that are unnecessary and repetitive. We are a small site so having a leadership meeting is not beneficial when we can just have a meeting during plc. We also have plc every Wednesday, and have no Wednesdays to work in classrooms.

## Q24 Staff and students feel safe.

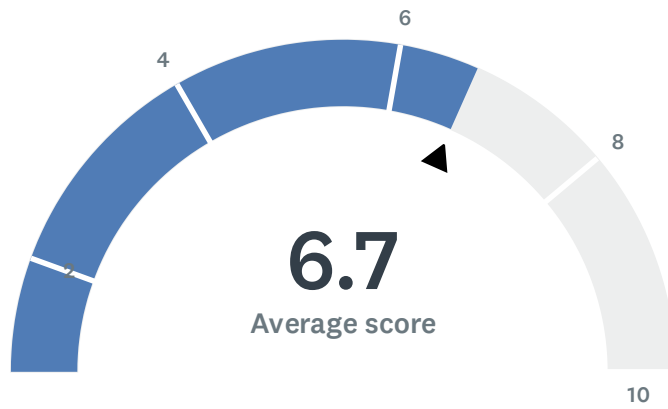
Answered: 10 Skipped: 0



Basic statistics <span>ⓘ</span>				
Minimum	Maximum	Median	Mean	Standard Deviation
7.00	10.00	9.00	8.90	1.14

## Q25 Administration has been helpful and supportive regarding student discipline.

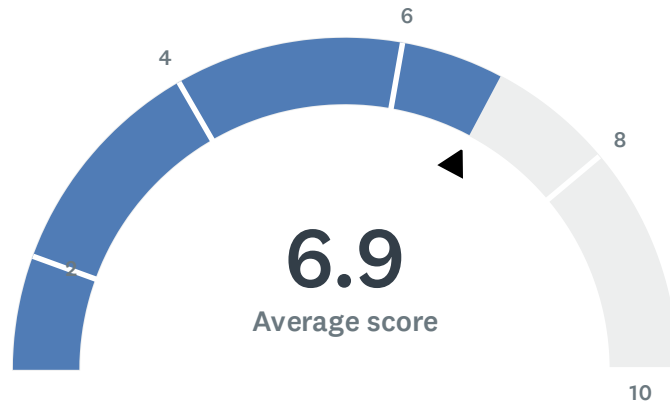
Answered: 10 Skipped: 0



Basic statistics <span style="float: right;">(i)</span>				
Minimum	Maximum	Median	Mean	Standard Deviation
2.00	10.00	7.50	6.70	3.03

## Q26 Teachers have been given or trained to use effective tools to improve behavior.

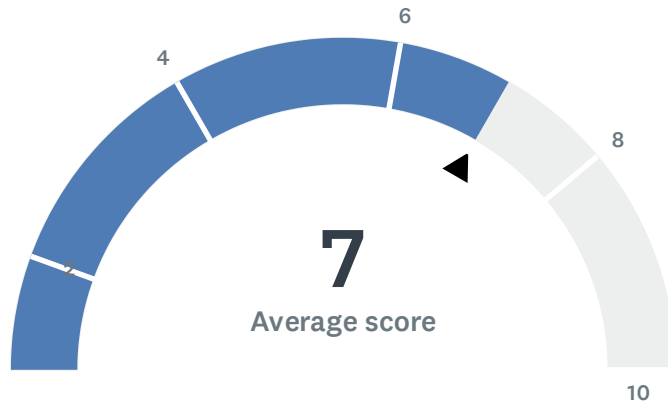
Answered: 10 Skipped: 0



Basic statistics <span style="float: right;">(i)</span>				
Minimum	Maximum	Median	Mean	Standard Deviation
2.00	10.00	7.00	6.90	2.62

## Q27 Administration supports classroom discipline procedures and follows District discipline guidelines.

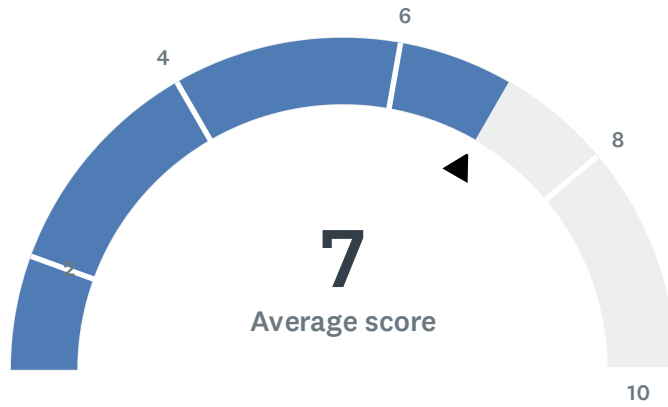
Answered: 10 Skipped: 0



Basic statistics <span style="float: right;">(i)</span>				
Minimum	Maximum	Median	Mean	Standard Deviation
2.00	10.00	7.50	7.00	2.86

## Q28 When ODRs (office disciplinary referrals) are written, the teacher's word is valued and trusted.

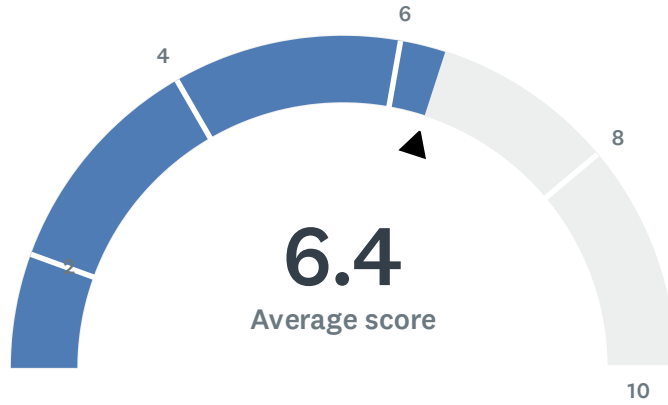
Answered: 10 Skipped: 0



Basic statistics <span style="float: right;">(i)</span>				
Minimum	Maximum	Median	Mean	Standard Deviation
2.00	10.00	7.50	7.00	2.90

## Q29 My site has a positive atmosphere.

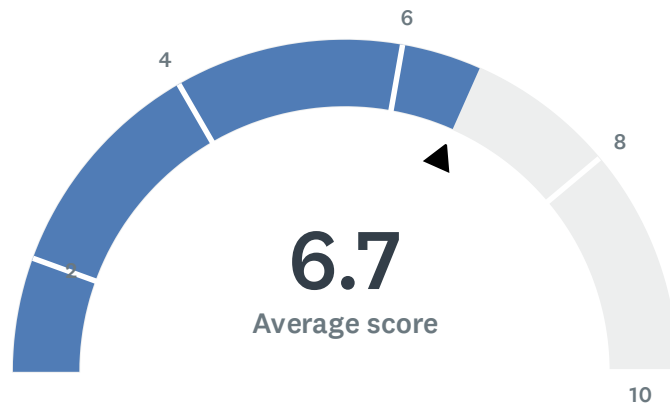
Answered: 10 Skipped: 0



Basic statistics <span>ⓘ</span>				
Minimum	Maximum	Median	Mean	Standard Deviation
3.00	10.00	6.50	6.40	2.87

## Q30 I would recommend my site to other employees and prospective teachers.

Answered: 10 Skipped: 0



Basic statistics <span style="float: right;">(i)</span>				
Minimum	Maximum	Median	Mean	Standard Deviation
3.00	10.00	6.50	6.70	2.83

## Q31 Do you have any final comments, thoughts, or concerns about PBIS, Discipline, and/or Site Atmosphere?

Answered: 4 Skipped: 6

#	RESPONSES
1	We all get a lot of support with difficult behaviors at my school. I am very happy with how much everyone pitches in to help in that way.
2	A big deal is made of teachers entering behavior interventions, etc. in Aeries, but admin does not enter anything to when actions are taken in the office.
3	PBIS, discipline, and Site atmosphere at William Penn is unmatched. Staff is hands-on and effective with mitigating discipline issues. Students love the schoolwide PBIS incentives and understand expectations clearly.
4	Teachers are not supported. They are told it's a class managed behavior and to call parents. Teachers then use class time to call parents and are still not supported with class behaviors. Campus supervisor wants to only deal with recess and outside issues.

## Q32 Do you have any overall comments about your site and/or its administration?

Answered: 2 Skipped: 8

#	RESPONSES
1	Site administrator uses common sense practices.
2	Morale is down at our site and we feel unappreciated, overworked and unheard. Concerns and/or suggestions given by staff are dismissed in regard to discipline, academics, and day-to-day operations.