

# Exploring Conformal Mapping

Kshitij Raut, Milind Rane

Department of Electronics Engineering

Vishwakarma Institute of Technology, Pune, Maharashtra, India

([Email-kshiti.raut.14@vit.edu](mailto:Email-kshiti.raut.14@vit.edu), [milind.rane@vit.edu](mailto:milind.rane@vit.edu) )

**Abstract**—As we all know we image processing is very important part of the electronics and communication engineering. Complex analysis proves a useful tool for solving a wide variety of problems in engineering science by using Image Processing the analysis of ac electrical circuits, the solution of linear differential equations with constant coefficients, and the representation of wave forms, and so on. Theory of complex numbers consists of functions of complex numbers. They are defined in a similar way to functions of real numbers that is studied in calculus; the only difference is that they involve complex numbers rather than real numbers. A complex-valued function  $f(z)$  of the complex variable  $z$  is a rule that assigns to each complex number  $z$  in a set  $D$  to one and only one complex number. We write  $w=f(z)$  and call  $w$  the image of  $z$  under  $w=f(z)$ . To geometrically illustrate a function of a complex variable it is convenient to consider two different planes with rectangular coordinates. These planes are called the  $z$ -plane and the  $w$ -plane. Generally we obtain  $w$  plane in terms of  $z$  plane. It also has a mathematical solution. Functions of a complex variable can be illustrated graphically by indicating correspondences between sets of points in these two planes, i.e. the  $z$ -plane and the  $w$ -plane. This review paper will just revise the basics of conformal mappings.

**KeyWords:** *Complex Variable, Conformal Mapping, Image Processing, z-Plane and the w-Plane, Electronics and communication engineering*

## I. INTRODUCTION

Arithmetic is wherever in everyday life and in innovation, perception, test and so forth. We should simply to comprehend the rationale holed up behind. Since scientific counts offer route to a definitive results of each test, it turns out to be very appropriate to break down those estimations previously making ends. Conformal Mapping is a numerical mapping that changes circles to circles and straight lines to straight lines. In arithmetic, a conformal delineate a capacity that jam points locally. In the regular case, the capacity has picture and plane.

All the more formally, a guide is called conformal (or angle-safeguarding) at a point  $u_0$  on the off chance that it jam situated edges between bends through  $u_0$  as for their introduction (i.e. not simply the extent of the point). Conformal maps deals with edges and additionally shape.

Assume the two bends  $C$  and  $C_1$  in the  $Z$ -plane cross at the point  $P$  and the relating bends  $C'$  and  $C_1'$  in the  $W$ -plane converge at  $P'$ . If the edge of convergence of the bends at  $P$  is same as the edge of convergence of the bends at  $P'$ . In greatness and sense then the change is said to be conformal.

## II WHAT IS CONFORMAL MAPPING

Conformal mapping is commonly a bilinear change between two plane. Geometric picture changes are valuable in concentrate a conformal mapping or bilinear change that is essential in building issues of liquid mechanics, and the mapping can be utilized to change over symbolism for an intriguing impact. Usually important to play out a spatial change to:

## III NUMERICAL CONFORMAL MAPPING

This is a remarkable monograph on numerical conformal mapping that gives a far reaching record of the hypothetical, computational and application parts of the issues of deciding conformal modules of quadrilaterals and of mapping conformally Align pictures that were taken at various occasions or with various sensors. Right pictures for focal point contortion. A conformal mapping, likewise called a conformal outline, change, edge safeguarding change, or biholomorphic delineate, a change that jam neighborhood points. A scientific capacity is conformal anytime where it has a nonzero subordinate. It assumes a fundamental job in picture handling.

### A. Image Distortion

-In geometric optics, mutilation is a deviation from rectilinear projection; a projection in which straight lines in a scene stay straight in a picture. It is a type of optical aberration

### B. Barrel mutilation

In picture amplification diminishes with separation from the optical hub that of a picture which has been mapped around a circle (or barrel). Fisheye focal points, which take hemispherical perspectives, use this kind of contortion as an approach to outline vastly wide question plane into a limited picture zone. In a long range focal point barrel contortion shows up amidst the focal point's central length run and is most exceedingly terrible at the wide-edge end of the range

### C. Mustache Distortion

A blend of the two kinds, now and then alluded to as mustache twisting (mustache bending) or complex mutilation, is less normal yet not uncommon. It begins as barrel contortion near the picture focus and bit by bit transforms into pincushion mutilation towards the picture outskirts, making level lines in the best 50% of the edge resemble a handlebar mustache onto a square shape. It contains a definite investigation of the hypothesis and use of an area decay technique for processing the modules and related conformal mappings of prolonged quadrilaterals, of the sort that happen in building applications.

The peruser will discover an exceptionally valuable and breakthrough review of accessible numerical techniques and related PC programming for conformal mapping. The book likewise features the critical job that work hypothesis plays in the advancement of numerical conformal mapping strategies, and delineates the hypothetical understanding that can be picked up from the aftereffects of numerical analyses.

This is a significant asset for mathematicians, who are keen on numerical conformal mapping and wish to examine a portion of the ongoing improvements in the subject, and for architects and researchers who use, or might want to utilize, conformal changes and wish to discover increasingly about the abilities of current numerical conformal mapping

Numerical conformal mapping Since shut frame answers for conformal mapping are too constrained to even think about coping with general issues, present day advancements regarding the matter are mostly coordinated towards their numerical development. The techniques for NCM fall by and large into two classes: those which outline issue area onto an authoritative space, for example, the inside of a unit circle, and those by which the mapping is performed in the invert bearing. Since an explanatory capacity is altogether dictated by its limit esteem, the essential exertion associated with NCM is to develop the limit correspondence work (BCF) which builds up a bijective mapping between the limits of the issue and the sanctioned areas. The BCF is normally administered by a specific limit necessary condition (BIE) which can be numerically illuminated by discretizing the limit at  $n$  focuses and changing the vital condition into a mathematical framework. In the techniques created by Symm [11, 12] and its variations [13, 14, 15], which have a place with the main gathering, the BIE's are commonly direct and their answer requires at any rate  $n^2 \log^2 n$  activities. Then again, the fundamental conditions related with the strategies in the second gathering are generally non-direct and they can be settled iteratively by progressively applying the quick Fourier change (FFT), consequently the calculation is  $O(n \log^2 n)$ . There is an extraordinary assortment of strategies for mapping the unit circle onto the issue area. They incorporate the progressive conjugation strategies for Theodorsen [16, 17], Timman [18] and Friberg [19]; the projection strategy for Bergstrom [20] and the Newton techniques for Vertgeim [21], Wegmann [22, 23, 24], H'ubner [8] and Fornberg [25, 26]. The numerical calculation of the SchwarzChristoffel change [27, 28, 29] additionally has a place with the second gathering, however, for this situation, an arrangement of

supernatural conditions for the adornment parameters should be explained as opposed to a BIE for the BCF. The accompanying exchange fills in as a *prologue to some key ideas* concentrating on three of the most unique and productive strategies. For effortlessness, just simplyconnected areas are considered.

#### IV. EXPLANATION PROCEDURE AND RESULTS

This precedent demonstrates an approach to investigate a conformal mapping. Geometric picture changes square measurehelpful in comprehension a conformal mapping that is fundamental in liquid stream issues, and subsequently the mapping itself is wont to rebuild illustrative process for an animating impact.

##### Stage 1: Pick a Conformal Transformation

Conformal changes, or mappings, have a few essential properties and employments. One property pertinent to picture change is that the conservation of local shape (aside from by and large at disconnected focuses).

This precedent uses a 2-D conformal change to twist an image. The mapping from yield to enter,  $g: \mathbb{R}^2 \rightarrow \mathbb{R}^2$ , is illustrated as far as an extravagant scientific work  $G: \mathbb{C} \rightarrow \mathbb{C}$ , where

$$G(z) = (z + 1/z)/2.$$

We plot  $g$  by means of an on the spot correspondence between each reason  $(x,y)$  in  $\mathbb{R}^2$  (the geometrician plane) and in this manner the reason  $z = x + i*y$  in  $\mathbb{C}$  (the entangled plane),

$$g(x,y) = (\text{Re}(w), \text{Im}(w)) = (u,v)$$

where

$$w = u + i*v = G(x + i*y).$$

This conformal mapping is imperative in water power because of it changes lines of stream around a roundabout circle (or barrel, in the event that we tend to include a third measurement) to straight lines. (See pp. 340-341 in Strang, Gilbert, Introduction to math, Wellesley-Cambridge Press, Wellesley, MA, 1986.)

A note on the value of entangled factors: however we tend to might all out the meaning of  $g$  straightforwardly as far as  $x$  and  $y$ , that may darken the fundamental straightforwardness of the change. This drawback would come to frequent North American nation in Step three underneath. There, on the off chance that we tend to worked strictlyin genuine factors, we'd should illuminate a consolidate of synchronic nonlinear conditions as opposed to simply applying the quadratic recipe!

##### Stage 2: Warp an image exploitation the Conformal Transformation

We start by stacking the peppers picture, separating a 300-by-500 sub picture, and showing it.



Even and vertical limits square measure required for mapping the first and redesigned pictures to the info and yield convoluted planes. Note that the extents in u information and v learning match the tallness to-width quantitative connection of the main picture (3/5).

U learning = [ - 1.25 1.25]; the limits for REAL(w)

V learning = [ zero.75 - 0.75]; the limits for IMAG(w)

X learning = [ - 2.4 ]; the limits for REAL(z)

Y learning = [ two.0 - 2.0 ]; the limits for IMAG(z)

We apply in rebuild exploitation the scale parameter to affirm a side quantitative connection that coordinates the extents in x learning and y information (6/5), and consider the

outcome.

Transformed Image



Look at the first and renovated pictures. Then again, actually the edges square measure presently flexuous, the fringe of the picture is protected by the change. Note that each element from the principal picture seems doubly inside the redesigned picture (take a gander at the various peppers). What's more, there's an opening inside the center of the renovated picture with four normal cusps around its edges.

Indeed, each reason inside the info w-plane is mapped to 2 inside the yield z-plane, one inside the unit circle and one outside. The duplicates inside the unit circle square measure a great deal of littler than those outside. Plainly the cusps

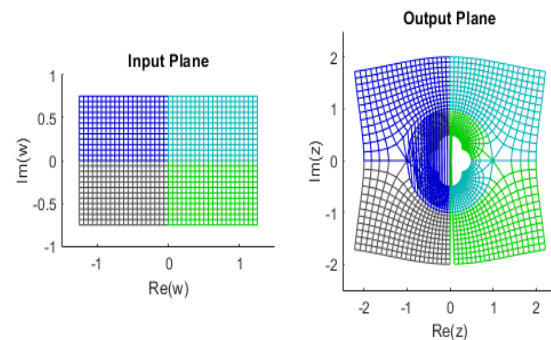
round the focal gap square measure just the duplicates of the four picture corners that mapped inside the unit circle.

**Stage 3:** Construct Forward Transformations

On the off chance that the change made with fabricate kind consolidates a forward work, we will apply kind fwd to ordinary geometric articles (in unequivocal, to rectangular frameworks and uniform varieties of circles) to get extra knowledge into the change. amid this model, because of G maps 2 yield purposes to each information point, there's no unmistakable forward change. anyway {we can|we will|we square measure capable to} continue in the event that we tend to be watchful and work with 2 totally unique forward capacities.

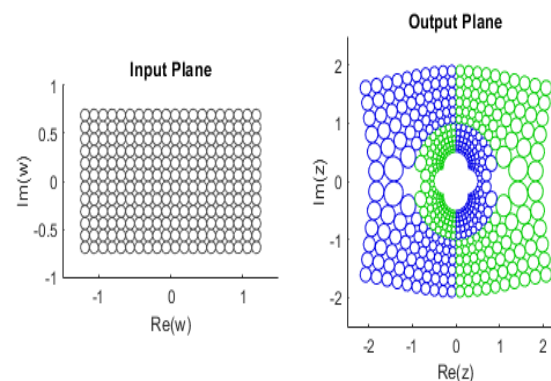
**Stage 4:** Explore the Mapping exploitation Grid Lines

With the 2 forward changes, we will represent the mapping of a network of lines, exploitation additional aide capacities.



You can see that the matrix lines square measure shading coded in venture with their quadrants inside the info plane previously and when the changes. the hues conjointly pursue the renovated matrices to the yield planes. Note that each quadrant changes to a region outside the unit hover and to a region inside the unit circle. The right-edge crossing points between lattice lines square measure saved underneath the change - verification of the shape-protecting property of conformal mappings - beside the focuses at +1 and - 1 on the imperative hub.

**Stage 5:** Explore the Mapping exploitation Packed Circles



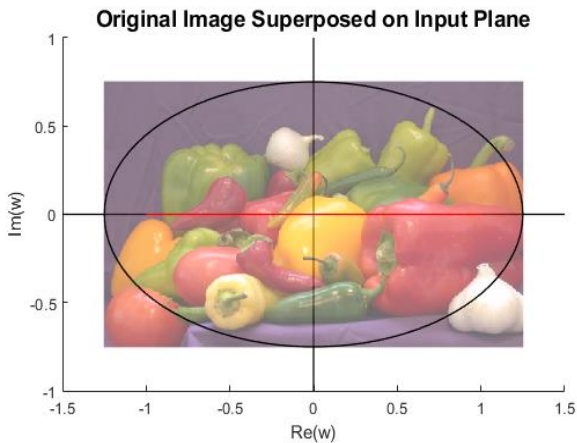
Under a conformal change, modest circles should remain about roundabout, dynamic exclusively in position and size. yet again applying the 2 forward changes, now we tend to delineate ordinary cluster of consistently estimated circles.

You can see that the rebuild to a circle pressing wherever intersections are saved. amid this model, the shading cryptography shows utilization of the positive (green) or negative (blue) foundation of  $w^2 - one$ . Note that the circles adjustment significantly anyway that they keep on being circles (shape-conservation, by and by).

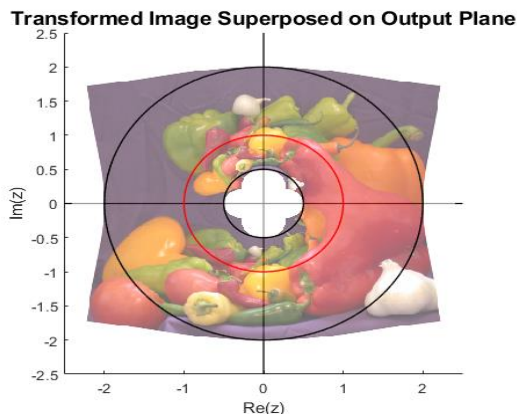
**Stage 6:** Explore the Mapping exploitation pictures

To extra investigate the conformal mapping, we will put the info and rebuilt pictures on the join of tomahawks used in the previous models and superpose a gathering of bends comparatively.

First we tend to demonstrate the info picture, rendered semi-straightforwardly, over the information tomahawks of the conformal delineate, the side of a dark oval and a line on the essential pivot.



Next we tend to demonstrate the yield picture over the yield tomahawks of the conformal delineate, the side of 2 black circles and one red circle. Once more, the picture is semi-straightforward.



MATLAB® designs made it easy to move and scale the first and redesigned pictures to superpose them on the

information (w-) and yield (z-) planes, severally. the use of semi-straightforwardness makes it less demanding to look at the oval, line, and circles. The oval inside the w-plane has captures at 5/4 and - 5/4 on the flat pivot and 3/4 and - 3/4 on the vertical hub. G maps 2 hovers concentrated on the root to the present oval: the one with range two and in this way the one with span 1/2. What's more, as appeared in red, G maps the unit hover to the interim [-1 1] on the imperative pivot.

**Stage 7:** Get an impact by Masking components of the Output Image

Transformed Image With Masking



In the event that the reverse rebuild work at interims a custom tform struct restores a vector loaded down with NaN for a given yield picture area, at that point imtransform (and conjointly tformarray) allocate the ideal fill cost at that area. amid this progression we tend to rehash Step one, anyway adjust our opposite change operateslightly to require favorable position of this element.

The outcome's much the same as our underlying change with the exception of that the external corners and internal cusps are clandestine away to give a loop affect.

**Stage 8:** Repeat the effect on an extraordinary Image

Applying the "ring" change to an image of winter greens (hemlock related birch berries) winds up in a tasteful impact.

Load the picture greens.jpg, that as of now consolidates a 3/5 stature to-width quantitative connection, and show it.

Winter Greens Image





Change the picture and demonstrate the outcome, now making a sq. yield picture.

Transformed and Masked Winter Greens Image



Notice that the local states of articles inside the yield picture square measure saved. The birch berries remained round!

#### V. APPLICATION

A substantial scope of issues emerging in hydrodynamics, common reasoning, warm conductivity, and heaps of various physical things is scientifically created as far as Laplaces condition. ie, of these physical issues slice back to finding the condition

$$\Phi_{xx} + \Phi_{yy} = \text{zero. (8)}$$

amid a bound locale D of the z plane. The work  $\Phi(x, y)$ , moreover to fulfilling this condition conjointly satisfies bound limit conditions on the limit C of the area D. From the hypothesis of associate analytic works we as a whole realize that the imperative and thusly the whimsical components of a scientific capacity fulfill Laplaces condition. It pursues that finding the higher than downside decreases to finding a work that is expository in D which fulfills bound limit conditions on C. It appears that the appropriate response of this disadvantage is extraordinarily disentangled if the locale D is either the higher 1/2 the z plane or the unit circle.

#### CONCLUSION

There square measure totally unique parts of conformal mapping that might be utilized for sensible applications tho' the embodiment continues as before: it protects the point and shape territorially and mappings of consonant possibilities stays symphonious. These properties of conformal mapping fabricate it favorable in muddled things, explicitly attractive fascination potential issues for general frameworks. differed conformal systems like variety zero conformal mapping is also wont to confused surface mapping issues. be that as it may, the conformal mapping approach is limited to issues that might be decreased to 2 measurements and to issues with high degrees of symmetry. it's normally unrealistic to utilize this framework once the symmetry is broken.

#### REFERENCES

- [1]. Higher Engineering arithmetic, 43rd Edition, by B.S. Grewal.
- [2]. Conformal Surface Alignment with best August Ferdinand Mobius Search by Huu lupus, Tat-Jun Chin and David Suter school of designing, The University of Adelaide
- [3]. Conformal Mapping and its Applications by Suman Ganguli Department of Physics, University of 10 nessee.
- [4]. separate Conformal Mappings by means of Circle Patterns by
- Liliya Kharevych Caltech, Boris Springborn TU Ber modeler.
- [5]. Dudgeon, D.E. furthermore, R.M. Mersereau, Multi-dimensional Digital Signal process. 1984, Engle-woCliffs, New Jersey: Prentice-Hall.
- [6]. Castleman, K.R., Digital Image process. Second ed. 1996, Englewood Cliffs, New Jersey: Pren-tice Hall.
- [7]. Oppenheim, A.V., A.S. Willsky, and I.T. Young, Systems and Signals. 1983, Engle wood Cliffs, New Jersey: Prentice-Hall.



Name : Kshitij Raut  
Qualifications :- B.Tech(Electronics)  
Research area :- Computer Vision