

# Rings



350  
ROUND RING  
1/4" Thick



351  
TWISTED RING  
1/4" Thick



353  
FORGED RING  
1/4" Thick



355  
ROUND RING  
W/ CLIP  
1/4" Thick



352  
SQUARE RING  
1/4" Thick



354  
HOOK RING  
1/4" Thick

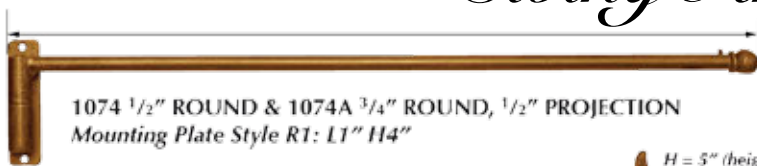


356  
ROUND  
HAMMERED RING  
1/4" Thick

We recommend ring size  
to be 1/2" LARGER  
than rod diameter.

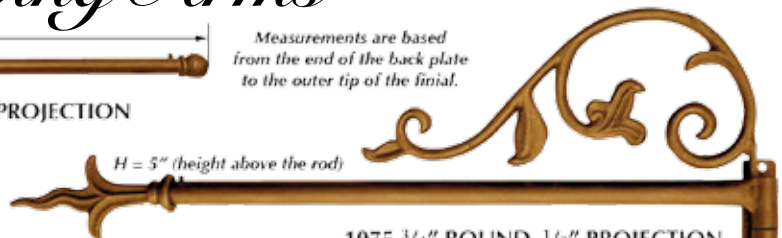
Eyelets can be modified as per drawing, additional charges apply. Please see the Ring Guide on page 18 of the Price List for sizes.

# Swing Arms



1074 1/2" ROUND & 1074A 3/4" ROUND, 1/2" PROJECTION  
Mounting Plate Style R1: L1" H4"

Measurements are based  
from the end of the back plate  
to the outer tip of the finial.



1075 3/4" ROUND, 1/2" PROJECTION  
Mounting Plate Style R1: L1" H4"  
Minimum length 18"



1090 5/8" TWIST HOLLOW, 1/2" PROJECTION  
Mounting Plate Style D3: L3" H3"

H = 5" (height above the rod)



1092 3/4" ROUND, 1/2" PROJECTION  
Mounting Plate Style R2: L2" H4"  
Minimum length 18"

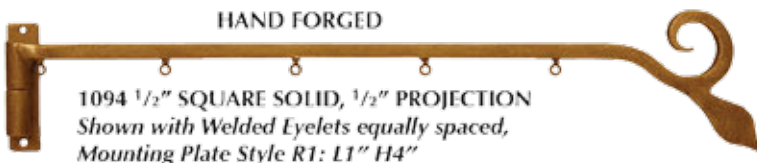
H = 6 1/2" (height above the rod)



1091 3/4" ROUND, 1/2" PROJECTION  
Mounting Plate Style R2: L2" H4"  
Minimum length 36", shown as right



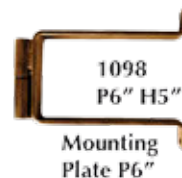
1093 1" ROUND, 1/2" PROJECTION  
Mounting Plate Style R2: L2" H4", shown as right  
Movable Finial (#929MV) at additional charge.



1094 1/2" SQUARE SOLID, 1/2" PROJECTION  
Shown with Welded Eyelets equally spaced,  
Mounting Plate Style R1: L1" H4"



1097  
P3" H5"  
Mounting  
Plate P3"



1098  
P6" H5"  
Mounting  
Plate P6"



1099  
SUPPORT  
BRACKET  
1/2", P3" & P6"

*Distinctive styling, solid craftsmanship!*