

FUN PHILATELICALY

NEWSLETTER

ISSN 1171-6029

December 2012

Produced by the PHILATELIC YOUTH COUNCIL OF N.Z. (Inc.)
PO Box 2979, Shortland St, Auckland 1140
www.nzpf.org.nz/youth/youth.html

With funding from 
Community Organisation
Grants Scheme



Christmas Seals



The very first Christmas Seals were issued in 1904 by Denmark, and are a Cinderella label. Einar Holboll was a postal employee in Denmark at the time, and the idea struck him during the Christmas rush of 1903 that a "taxable" seal could bring in a good deal of money, but for what purpose? Holboll, who was fond of children, soon realised that the money should be used for the benefit of sick children. His idea was taken to the Director General of Posts, and a committee was appointed. They came to the conclusion that the idea was fine and a practical one deserving of being carried out.


At the time tuberculosis was a serious illness in children, and it was decided that a sanatorium (special hospital) would be an important campaign to invest the proceeds in. The first year seals were sold was a great success and seals to the value of 74,000 kroner were purchased.

The first sanatorium was opened in August 1911, and was handed over to the Danish National Association for the Combating of Tuberculosis, which runs the sanatoriums (there are now seven). The Christmas Seal Committee raises the money to maintain the hospitals.



In 1941 the Posts and Telegraphs took over the whole distribution of the Seals, work which until then had been handled by the general office. This change meant a great and valuable simplification of distribution, and also of the accounting. Today, the wish of the Committee is that the Christmas Seals may prosper, with the same purpose: to help children. So, if you have any friends who send mail from Denmark around Christmas, look out for this Cinderella label.

In New Zealand, one organisation that worked for the benefit of children began in 1907. This was the Presbyterian Church of New Zealand, which formed the Presbyterian Social Services Association. One aim was the running of orphanages. In 1939 at Christmas time a special stamp booklet was issued, and sold by Sunday school children in New Zealand to help provide a happier Christmas and holiday period for children in Presbyterian Social Services homes. They weren't especially sold to put on Christmas mail but can occasionally be found on envelopes as a Cinderella label.



Above: The 1939 "Xmas Cheer Holiday Fund" Sheet.



In 1960 there was a change of emphasis in the appeal, with Christmas Seal Booklets replacing the Stamp Booklets which had been used for 20 years. The Committee made the point of asking people to use them on Christmas mail.

Seals are still released as fund raising for Christmas activities and functions for needy children.

Collecting Stamps in the Early Days

As far back as 1857, stamp collectors have been eagerly seeking these "small bits of coloured paper". Although at first many collectors would not dream of actually buying and selling stamps, their enthusiasm soon overcame such scruples and many who began as collectors found that they could sell their spare specimens and gradually built up a trade.


To begin with, lads of fourteen and fifteen would gather in the large post offices (Liverpool for instance) and beg the stamps from merchants as they collected their overseas mail. Gradually older men who were interested found that the easiest way to acquire stamps was to contact these boys and buy stamps from them.

In New York a dealer in coins, William Brown, noticed that stamp collecting was starting to take hold of the youngsters, and in 1860 decided to branch out into stamps.

Having no shop, he displayed his wares on boards attached to the park railings on Broadway. After buying one hundred stamps at one cent apiece, he fixed these to the boards alongside the coins by means of a nail through the middle of each stamp! In spite of his unorthodox methods, his business thrived and soon stamps became his main activity.

Although Liverpool was one of the chief centres of

philately in the early days, other seaports provided material for collectors also and at Plymouth, Edward Stanley Gibbons, the son of a chemist in Treville Street, began dealing in stamps as a sideline to his father's business about 1856.



Stanley Gibbons' original shop in Plymouth, Devon

Later he moved to London where he established a business which now bears his name and is known as the leading philatelic business for buying and selling the very best of material worldwide.

Before leaving Plymouth he made a deal which would gladden any philatelist's heart; he bought for £5 a kit bag full of Cape of Good Hope triangulars from two sailors who had won it in a shilling raffle. Both parties were delighted with their bargain and Mr Gibbons proceeded to dispose of his stamps at a profit of about £500. This enabled him to establish the business in London, which celebrated its 150 year centennial in 2006.

Starting a Single Country Collection

Some guidelines for starting a country's collection.

After you have been collecting stamps for a while you may decide to narrow your interest to collecting either one or several countries.

Most collectors gather stamps from the country in which they live, simply because the stamps are that much easier to obtain and to research. New

issues can be bought from the nearest Post Office, with older issues being found at dealers. Swapping with other collectors is also easier to do.



You could possibly collect a foreign country because you have a lot of stamps from that country, or because you have relatives who come from that country. Another idea may be that you have friends and family in that country who are willing to send you stamps, or you may just like the look of the stamps you have.




Before you choose a country, check a catalogue to see if a large number of issues have been released, and would you try to get all those stamps? One idea is to narrow down the period of collecting, to when

an event took place in that country, i.e. collect issues after independence, or when a new monarch came on the throne, or there was a change of currency or start with issues from the year you were born.

Be sure to pick a country that is well known, otherwise you may have trouble finding your stamps. Slowly extend your collection by including special uses, like registered mail and postmarks, and postal history of the country. Happy stamp collecting with what ever you choose.



SUMMER CROSSWORD



Test your stamp knowledge with this crossword.

Across

1. The paper space between two panes on a sheet of stamps.
3. Leave in water for some time.
8. A pattern pressed into stamp paper to discourage forgery.
10. Stickers and labels that cannot be used for postage, named after a fairy-tale character. _____ stamps.
13. Not she, but ___. (Don't be tricked: this is not a stamp world!)
14. A new stamp is made to celebrate every one of this person's birthdays!
15. Related stamps on sale at the same time.
17. Four or more unseparated stamps, but not a strip.
18. A suggested design for a stamp.

Down

1. Sticky material on the back of stamps.
2. The connecting idea of a set of series of stamps.
4. This Australian animal has appeared on many stamps.
5. A real stamp which has been altered to make it seem more valuable.
6. These can be used to pick up stamps carefully.
7. A person who buys and sells stamps.
9. A small piece of gummed paper for mounting stamps.
11. A book to hold a stamp collection.
12. Unused stamps in perfect condition.
13. A pastime that is done regularly for fun.
16. A stamp that has been sent through the post.

CONGRATULATIONS

Congratulations to all those who entered Blenpex and helped to make a splendid show of entries on many topics.

National Class

Warrick Wright	Large Vermeil
Anna McTaggart	Large Silver
Sharon McTaggart	Large Silver
Michael Davis	Vermeil
Ryan Smith	Vermeil
Lachlan Smith	Large Silver
Kacy Bellve	Vermeil
Hadley Muller	Silver-Bronze
Matthias Paltridge	Silver
Hadley Muller	Silver-Bronze
Isabella Beach	Vermeil

Development Class

Amber Bevan	Sapphire
Casey Bevan	Sapphire
Hadley Muller	Emerald
Anna McTaggart	Emerald
Isabella Beach	Sapphire
Tait Beekmans	Sapphire
Louisa Slack	Emerald
Kieran Liddington	Sapphire



Warrick Wright receiving his Grand Award from PYC Chairman Tim Beach in Blenheim

EXHIBITION PROTECTORS

Made from high quality polypropylene (size 248 x 290mm)

Pack of 25 \$15 or Pack of 100 \$50

Order from – PYC of NZ,
PO Box 2979, Auckland 1140
Money with your order please.

All prices include GST and postage within New Zealand.

CONGRATULATIONS

The following collectors have received an Achievement Award since our last listing in December 2011

Bronze

Amber Bevan	Rocel Katuin
Casey Bevan	Jenna Parkin
Tomo Dorrance	

Silver-Bronze

Warrick Wright

Christmas World Puzzle



K R A K O S U M M E R H O L I D A Y Z G
W C D M R X O B K C A L B C L E A N W A
M X Z A J K O M A A X L E E G T O N Q Q
Q Q G R E E M S I R E E Q V P A G E S C
H A C Y M Z L L D U B T N U O M C I N S
I S T A R V A E L R E E N I S D C E W R
S I W N S K C U J S S K Q J O J W S I E
T V C D L L O V W D S G L U O Z O Q W W
S M V J E S U S C H R I S T E E O S L O
A Y H O B G C R D R G P M A V P D M U L
E T Z S U G C U T M R D L H I T P S I F
F K J E F A M I L Y G A T H E R I N G A
L B Y P I C N I C S N G Y S E U G O N W
A W N H F I V G J D N L Y T D O E D A A
N C Z C R O M I F E D P A C K E O J H K
O V X G M Y E E N I P T L G D Z N U B U
I V C R L L R V W D S G L Q T Z L Q W T
T M V L I N W E A T B O X W R E W S L U
I Y H Z B A B Y J E S U S P E P S M U H
D T Z A U G C U T M R D W I S E M E N O
A K J R F Y T R E F E R E N S E S D G P
R B Y R K S D R E H P E H S E U G O L A
T W N V F I V G J W N L Y T D O L D N E



45c 'What Christmas Means To Me'
 Deborah Yoon Age 12
 Student's Stamp Design Competition



45c 'What Christmas Means To Me'
 Hannah Webster Age 14
 Student's Stamp Design Competition



45c 'What Christmas Means To Me'
 Maria Petersen Age 15
 Student's Stamp Design Competition



45c 'What Christmas Means To Me'
 Isla Hewitt Age 6
 Student's Stamp Design Competition



45c 'What Christmas Means To Me'
 Caitlin Davidson Age 8
 Student's Stamp Design Competition

For a change our word puzzle this newsletter has hidden Christmas theme words - good luck. Remember the words can also go backwards or diagonally across.

- Baby Jesus
- Barbeque
- Dessert
- Family Gathering
- Hangi
- Jesus Christ
- Mary and Joseph
- New Zealand Fern

- Picnic
- Pohutukawa Flowers
- Shepherds
- Star
- Summer holiday
- Traditional Feast
- Wise Men
- Wood Pigeon

