

EL Civics

COAAP #22.6 – Recreation

Access leisure time, cultural, and/or recreational resources.

Student Activity Packet Level: Intermediate Low



Name: _____

To the Student:

EL Civics is a program that helps people who are new to the United States. You are going to study some EL Civics lessons. These lessons will help you connect learning English with your life, and the lessons will reflect your experiences as a community member, parent, and participant in the workforce. This student activity packet contains two tasks that you will learn about and practice:

- Task 1: Find information on cultural and recreational activities
- Task 2: Present an oral report on a cultural or recreational event or venue

After you complete these lessons, you will take a test that will assess your understanding and application of the material.

The test date is: _____.

Task 1: Find information on cultural and recreational activities

Assessment Task: Given level-appropriate resources such as the internet, newspapers, flyers or brochures, you will complete a chart showing information of **three** leisure time, cultural, or recreational activities or venues of interest. Level-appropriate categories of information will be assigned by the assessor such as:

- Activity or venue title
- Date of activity or date venue is open for visitation
- Time of activity or time venue is open for visitation
- One additional date/time activity takes place or venue is open for visitation
- Location of activity or venue
- Directions to the activity or venue
- Telephone number for information and/or reservations
- Prices of tickets or entry fee
- Available public transportation to activity or venue
- Another piece of helpful information (e.g., location of seat assignment for performance, if there is a museum store on site, if leashed dogs are allowed at the park, etc.)








Task 1: List of Handouts

- Handout 1: Vocabulary
- Handout 2: Conversation Questions: Information Questions
- Handout 3: Introduction: Recreation Venues
- Handout 4: Activity/Practice 1: Fill In
- Handout 5: Activity/Practice 2: Chart
- Handout 6: Practice Evaluation

Task 1 – Handout 1

VOCABULARY: Recreational Activities

Directions: Read and say each word. Look at the picture and definition. Copy the word.

Words	Image/Definition	Copy the words below
1. recreation	 <p>something people do to relax or have fun</p>	_____
2. leisure	<p>time when you are not working</p> 	_____
3. cultural	 <p>relating to the fine arts (like music or painting)</p>	_____
4. activity	<p>something that is done for fun and usually involves a group of people</p> 	_____
5. event	 <p>a planned public or social occasion (party, fundraiser, graduation)</p>	_____
6. venue	<p>a place where an event or activity happens</p> 	_____
7. hobby	 <p>something you enjoy doing in your free time</p>	_____

Task 1 – Handout 2

CONVERSATION QUESTIONS: Information Questions

Directions: We use information questions (what, when, where, why, how) to get more specific answers. Ask and answer the following questions with a partner.

1. What do you do in your leisure time?
2. What are your favorite recreational activities?
3. What sports do your children play?
4. Where do you go on the weekends?
5. When do you and your family go to museums?
6. What kind of music and art do you like?
7. Do your children have any hobbies? What are they?
8. Do you like amusement parks (Disneyland, Knott’s)? Why or why not?
9. How much time do you spend on recreation every week?

Information Questions: Used to ask for specific information		
What	do	you _____?
When		they _____?
Where	does	he _____?
Why		she _____?
How		_____?
What	is	_____?
When		_____?
Where	are	_____s?
Why		_____s?
How		_____s?

Task 1 – Handout 3

INTRODUCTION: Recreation Venues

<p>#1</p> <h2 style="text-align: center;">Olvera Street</h2>  <div style="border: 1px solid black; padding: 5px; text-align: center; margin: 10px auto; width: 80%;"> <p>845 N Alameda Street Los Angeles, CA 90012</p> <p>www.olvera-street.com</p> </div> <div style="background-color: #f0e68c; padding: 10px; text-align: center; margin: 10px auto; width: 80%;"> <p>MUERTOS ARTWALK</p> <p>October 5 at 10:00 am - 7:00 pm</p> </div> <div style="border: 1px solid black; padding: 5px; margin: 10px auto; width: 60%;"> <p><u>Hours:</u> Monday-Friday 10-6 Weekends 10-8</p> </div> <div style="border: 1px solid black; padding: 5px; margin: 10px auto; width: 60%;"> <p><u>Prices:</u> FREE to the public</p> </div>	<p>#2</p>  <p style="text-align: center;">MUSEUM OF TOLERANCE</p> <p><u>Hours:</u> Sunday-Friday, 10 to 5</p> <div style="border: 1px solid black; padding: 5px; text-align: center; margin: 10px auto; width: 80%;"> <p><u>Tickets:</u> Adults \$15.50 Children \$11.50</p> </div> <p style="text-align: center;">Special Event!</p> <div style="border: 1px solid black; padding: 10px; text-align: center; margin: 10px auto; width: 90%;"> <p>ACONVERSATION WITH AUTHOR MYRA GOODMAN</p> </div> <p style="text-align: center;">9786 W. Pico Blvd Los Angeles, CA 90035</p> <p style="text-align: center;">www.museumoftolerance.com</p>
---	---

Directions: Work with a partner. Ask your partner the questions below about Venue #1 above. Then your partner will ask you the same questions about Venue #2.

1. What is the name of the venue?
2. What is the location of the venue?
3. What's the website?
4. What are the hours?
5. What are the prices?
6. What special event will take place here?

Task 1 – Handout 4

ACTIVITY/PRACTICE 1: Fill In

Directions: Write the information on the correct line.

Part A.

www.theflowerfields.com	Blues Day, March 29
The Flower Fields	9:00 a.m. – 6:00 p.m.
Adults \$18, Children \$9	5704 Paseo Del Norte, Carlsbad, CA 92008
1. Name: _____	
2. Location: _____	
3. Website: _____	
4. Prices: _____	
5. Hours: _____	
6. Special Event: _____	


Part B.

5333 Zoo Drive, Los Angeles, CA 90027	Daily 10:00-5:00
Adults \$22, Children \$17	www.lazoo.org
Wild for the Planet, April/May	LA Zoo & Botanical Gardens
1. Name: _____	
2. Location: _____	
3. Website: _____	
4. Prices: _____	
5. Hours: _____	
6. Special Event: _____	

Task 1 – Handout 5

ACTIVITY/PRACTICE 2: Chart

Directions: Read the information about the venue. Fill in the chart below.

 <p>AQUARIUM OF THE PACIFIC® A non-profit institution</p>	<p>World Ocean Day June 8th</p>
<p>100 Aquarium Way Long Beach, CA 90802 (562) 590-3100 aquariumofpacific.org</p>	<p>Open: 9:00 am – 6:00 pm, every day except Christmas</p>
	<p>Prices: General Admission: \$34.95 Adult \$24.95 Children</p>

1. Name	
2. Location	
3. Website	
4. Prices	
5. Hours	
6. Special Event	

Task 1 – Handout 6

PRACTICE EVALUATION: Recreation

Directions: Look at the flyer and answer the questions.

#1



2800 East Observatory Road
Los Angeles, CA 92007

Tickets:
Adults \$7
Children \$3

Hours:
Tuesday-Friday 12 to 10
Saturday-Sunday 10-10

**All Space Considered
June 5, 2020**

www.griffithobservatory.org

- 1a. What's the name?
- 1b. What's the location?
- 1c. What's the website?
- 1d. What are the prices?
- 1e. What are the hours?
- 1f. What's the special event?

Task 1 – Handout 6, cont.

PRACTICE EVALUATION: Recreation

Directions: Look at the flyer and answer the questions.

#2



8039 Beach Blvd
Buena Park, CA 90620
(714) 220-5200

www.knotts.com

Hours

Mon-Fri 7:00AM - 7:00PM

Sat 8:00AM - 5:00PM

Prices: Adults \$89
Children \$59

2a. What's the name?

2b. What's the location?

2c. What's the website?

2d. What are the prices?

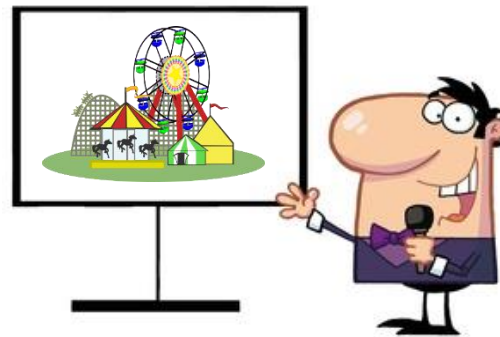
2e. What are the hours?

2f. What's the special event?

Task 2: Present an Oral Report on a Cultural or Recreational Event or Venue.

Assessment Task: After reading about or doing research about a cultural or recreational activity, you will give an oral report.

- You will talk about 4 issues including: How the particular activity/venue started, changes in its history, things to see and do there, and what you like and dislike about the activity.
- In class, you will make an appropriate, legible and neat visual aid to support the oral report (can be a poster, a picture you make, a picture from the internet, a PowerPoint, etc.).
- You will also use good speech and body language and will refer to the visual(s).



Task 2: List of Handouts

- Handout 1: Resource Guide: Places & Websites
- Handout 2: Take a Virtual Field Trip
- Handout 3: Introduction: History of Knott's Berry Farm
- Handout 4: Activity/Practice 1: Read about Recreational Activities
- Handout 5: Activity/Practice 2: Giving an Oral Report
- Handout 6: Activity/Practice 3: Using the Internet
- Handout 7: Activity/Practice 4: Body Language & Visuals
- Handout 8: Activity/Practice 5: Preparing Your Report
- Handout 9: Practice Evaluation: Prepare an Outline

Task 2 – Handout 1

RESOURCE GUIDE: Places & Websites

Here is a list of recreational venues and the websites you can use to find more information

<p><u>Amusement Parks</u></p> <ul style="list-style-type: none"> • Disneyland www.disneyland.com • Knott’s Berry Farm www.knotts.com • Universal Studios Hollywood www.universalstudioshollywood.com <p><u>Historical Sites</u></p> <ul style="list-style-type: none"> • Balboa Pavilion www.balboapavilion.com • Hollywood Walk of Fame www.walkoffame.com • Old OC Courthouse www.ochistoryland.com/oldcourthouse • Olvera Street www.olvera-street.com • San Juan Capistrano Mission www.missionsjc.com <p><u>Museums</u></p> <ul style="list-style-type: none"> • Bowers Museum www.bowers.org • MOLAA (Museum of Latin American Art) www.molaa.org • Museum of Tolerance www.museumoftolerance.com • Natural History Museum, LA County https://nhm.org • Petersen Automotive Museum www.petersen.org 	<p><u>Nature and Science</u></p> <ul style="list-style-type: none"> • Angeles National Forest www.fs.usda.gov/angeles • Descanso Gardens www.descansogardens.org • Flower Fields of Carlsbad www.theflowerfield.com • Griffith Observatory www.griffithobservatory.org • Discovery Cube Orange County https://oc.discoverycube.org <p><u>Zoos & Animal Attractions</u></p> <ul style="list-style-type: none"> • Los Angeles Zoo www.lazoo.org • San Diego Zoo www.sandiegozoo.org • Santa Ana Zoo www.santaanazoo.org <p><u>Things to do in California websites</u></p> <ul style="list-style-type: none"> • www.thedailymeal.com/travel/50-things-to-do-california-gallery • https://californiathroughmylens.com/strange-fun-attractions-list • https://www.daytrippen.com/ • http://www.visitcalifornia.com/now/california-powered-virtual-experiences-kids
---	---

Task 2 – Handout 2

Take a Virtual Field Trip


Do you know...you can “see” many recreational places on the Internet? (Virtual means not in person, but on a computer it looks real!)

If you can’t go there, because it’s too far, or too expensive, or it’s closed, you can see it online! There are **videos** and **activities** for many places.

Website: <http://www.visitcalifornia.com/now/california-powered-virtual-experiences-kids>

Examples:

Legoland shows how to make animals, flowers and stars



You can see a parade at **Disneyland**



California Museum, in Sacramento, CA has a coloring book



Task 2 – Handout 3

INTRODUCTION: Story of Knott's Berry Farm

Directions: Read the story of Knott's Berry Farm



Walter Knott started selling berries in 1927 on the street.



In 1928, he built the Berry Market, selling sandwiches, jams, and pies.



In 1934, he and his wife started a restaurant.



In 1940, he started building Knott's Berry Farm.

Task 2 – Handout 3, cont.



In 1960, he started building rides.



Now there are over 40 different rides.

Special Events include Knott's Scary Farm (fall) and the Boysenberry Festival (spring).



Look back at the flyer from the previous lesson, and the story. Answer the questions.

1. How did Knott's start?
2. What are some big changes in its history?
3. What can you see and do there?
4. What are 2 events there?
5. What do you like about this activity?
6. What do you dislike about this activity?

Task 2 – Handout 4

ACTIVITY/PRACTICE 1: Read about Recreational Activities

Directions: Read the stories. Then answer the questions below.

Olvera Street is one of the most popular places to visit in Los Angeles. It was originally founded in 1781. The name was changed to Olvera in 1877 to honor the county's first judge, Agustin Olvera. It was originally founded in 1781 and is now part of El Pueblo de Los Angeles Historical Monument. Later, in 1930, it became a Mexican marketplace. There are also historic buildings on this block. Olvera Street has shops, authentic Mexican restaurants and other businesses. Some events here are: The Blessing of the Animals (Saturday before Easter), Cinco de Mayo, Fiestas Patrias (Mexican Independence Day), Dia de los Muertos (Oct. 25 – Nov. 2), and Las Posadas (Dec. 16-24).

adapted from www.discoverlosangeles.com and www.thelahotel.com

1. How did it start?
2. What are some changes during its history?
3. What can you see and do there?
4. What are 2 events there?
5. Do you think it would be a fun place to go? Why or why not?
6. Anything you dislike?

In Long Beach, the **Aquarium of the Pacific** is Southern California's largest aquarium. It was part of the renovation of Downtown Long Beach, which was getting old and ugly. There are more than 11,000 animal exhibits in a three-story high building. It has many conservation and education programs. It opened in June 1998, and more than 1.7 million people visit every year. In 2019, a new area was opened, called Pacific Visions, which includes a theater for 300 people. Events include the 5K Run/Walk every October, Junior Biologist and Ocean Adventure day camps for children, and the Pacific Islander Festival in June.

1. How did it start?
2. What are some changes during its history?
3. What can you see and do there?
4. What are 2 events there?
5. Do you think it would be a fun place to go? Why or why not?
6. Anything you dislike?

Task 2 – Handout 5

ACTIVITY/PRACTICE 2: Giving an Oral Report

Directions: Work with a partner. You will use the information from **Olvera Street** on the previous page and look at the flyer from the previous lesson. Tell your partner about the activity. Use the sentences below to help you.

1. _____ started _____
2. Some changes are _____
3. You can _____ and _____
4. Events are _____
5. I like _____
6. I dislike _____

Now your partner will use the information from **Aquarium of the Pacific** on the previous page and look at the flyer from the previous lesson and tell you about it.


1. _____ started _____
2. Some changes are _____
3. You can _____ and _____
4. Events are _____
5. I like _____
6. I dislike _____

Task 2 – Handout 6

ACTIVITY/PRACTICE 3: Using the Internet

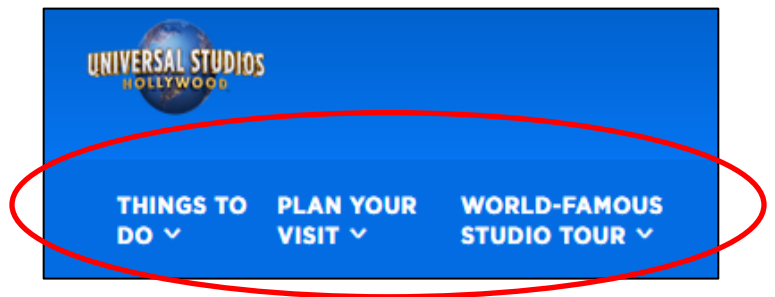
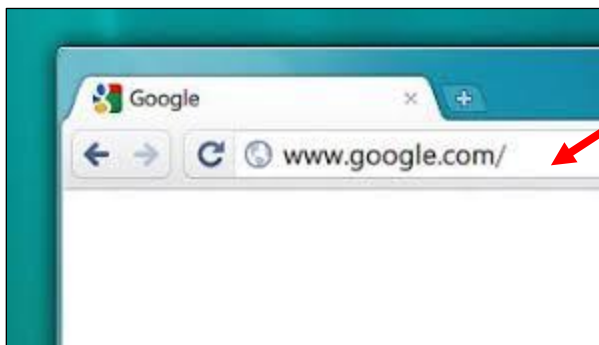
The internet has a lot of information. You are going to practice two ways to find information.

- A. Google a question. First open a **web browser** (Google Chrome, Microsoft Edge, Safari). Then go to www.google.com. Type the question, When did Universal Studios open?



Write the answer here:

- B. Go to the website of the recreational activity. In the **address bar**, type www.universalstudioshollywood.com



- C. Now look at the website! Can you find:









- Hours: _____
- Three things to do or see: _____

- A special event: _____
- One thing you like: _____

Task 2 – Handout 7

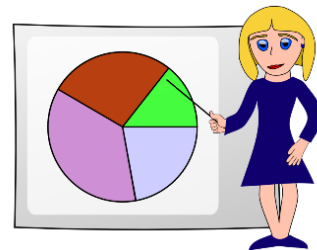
ACTIVITY/PRACTICE 3: Body Language & Visuals

A. Body Language: Body language is how you speak and move. When you are giving a report, this is important. Here are some things to do and NOT to do.

YES 	NO 
look at the camera 	look at the floor 
speak clearly	speak very fast
sit up straight 	slump 
petalk about your report 	read the report 

B. Visual: a visual is a picture or chart you use in your report.

1. Use a picture that shows what you are talking about.
2. Point to the visual during your report.
3. Visuals can help people understand.



Task 2 – Handout 8

ACTIVITY/PRACTICE 3: Preparing Your Report

Directions: **You have 2 choices to prepare your report.**

1. Use the information from the flyers in Task 1 and the stories on this page and the next.
2. Use the internet!! You can go to the websites in the resource guide and do Google questions.
 - A. Disneyland is one of the most popular places to visit. A man named Walt Disney wanted a place where adults and children could have fun together. It opened in 1955 and has more than 18 million visitors every year. It includes different areas such as Main Street (with shops and restaurants), Tomorrowland which concentrates on the future (like space travel) and Fantasyland, where children can see their favorite characters, like Cinderella and Snow White. Now there are over 60 rides and shows, a parade, and fireworks. Special events include Disneyland After Dark and Disney Princess Breakfast Adventures. It is called “The Happiest Place on Earth”.
 - B. The Bowers Museum in Santa Ana originally opened in 1932 and concentrated on the history of Orange County. It then closed in 1987, with plans to completely change the museum. When it reopened in 1992, it was six times bigger, and had objects from all over the world! You can see Ancient Arts of China, objects by the First Californians, and learn the history of the California Missions and Ranchos. It shows the different cultures that are here in Southern California, including the indigenous people (Native Americans). In 1994, it opened a second building called Kidseum, a museum for children, only 2 blocks away. Santa Ana residents can go for free on Sundays. Special events include Free Museum Day in January, and Family Festivals the first Sunday of the month.
 - C. The Santa Ana Zoo has more than 250 animals to see. There are educational programs, where children can learn about conservation and see some of the animals up close. A Rainforest Adventure Maze shows you what a rainforest is like. Crean Family Farm, where you can feed animals, opened in 2004. You can also ride the Zoofari Express Train. The Zoo opened in 1952 in Santa Ana, California. In 1962, the Flight Aviary for birds was completed, and Amazon’s Edge was added in 1992. In the summer, there is a Zoofari for adults (a fundraiser for the Zoo), and in October they have the Boo at the Zoo (a Halloween event for families).

Task 2 – Handout 8, cont.

- D. The Natural History Museum in Los Angeles opened in 1913. In 2003, the Museum did a lot of construction, and started adding new areas. The Age of Mammals opened in 2010, and the Dinosaur Hall in 2011. These are now two of the most popular areas of the museum. You can also walk in the Butterfly Pavilion in the spring and summer, see the Spider Pavilion in the fall, and go to the auditorium to see a movie about the ocean. You can even see live shows! In July, there is Story Time in the Gardens, and First Fridays (on the first Friday of the month) offer lectures, shows, and live music. The museum also has free days during the year.
- E. Discovery Cube Orange County is a wonderful place for children to learn about science. It opened in 1998 and was originally named Discovery Science Center. The name was changed to Discovery Cube Orange County in 2014. The idea of Discovery Cube is to make children want to learn about science and the world around them. There are more than 100 things to see and do. Mission Control lets kids complete a “mission” using a computer game. You can learn about food in the Healthy Kitchen, take a “virtual” helicopter ride, and climb a rock wall. There is even an exhibit about the science of the game of hockey! Events include Camp Discovery in the summer, and a Family Sleepover in June.
- F. If you want to learn about some history of California, look at the Mission San Juan Capistrano. It was opened in 1776 by the Catholic church. Later, in 1833, it was taken by the Mexican government, until 1865, when it was returned to the control of the Roman Catholic Church by President Abraham Lincoln. The Mission today is a place where people go to see the historical buildings, the museum, the chapel and the gardens. The most famous event here is the Return of the Swallows. Swallows are a type of bird that fly from Argentina to Southern California every spring (and then back to Argentina in the fall!). This is celebrated on March 19, which is also St. Joseph’s Day. The story says that the swallows return to San Juan Capistrano every March. In May, the Mission has the Annual Battle of the Mariachis, which are traditional Mexican bands.

Task 2 – Handout 9

PRACTICE EVALUATION: Prepare an Outline

Directions: Use the prompts to prepare your report.

Name _____

Opened/history _____

Things to see/do _____

Events _____

Like _____

Dislike? _____

Giving your report: Remember,

- speak clearly
- use your visual
- sit up straight
- talk to the people
- look at the camera (not always at your paper or the floor!)
- speak in sentences