

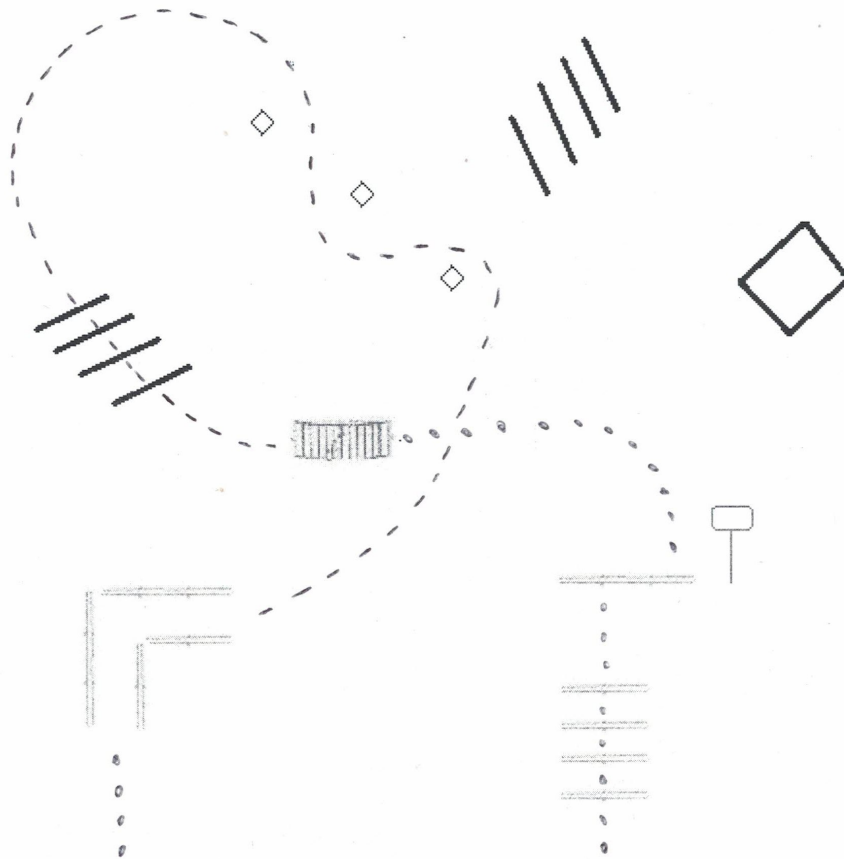


August 11th to 13th 2017
Lots Of Spots Summer Sizzler

Pattern Book

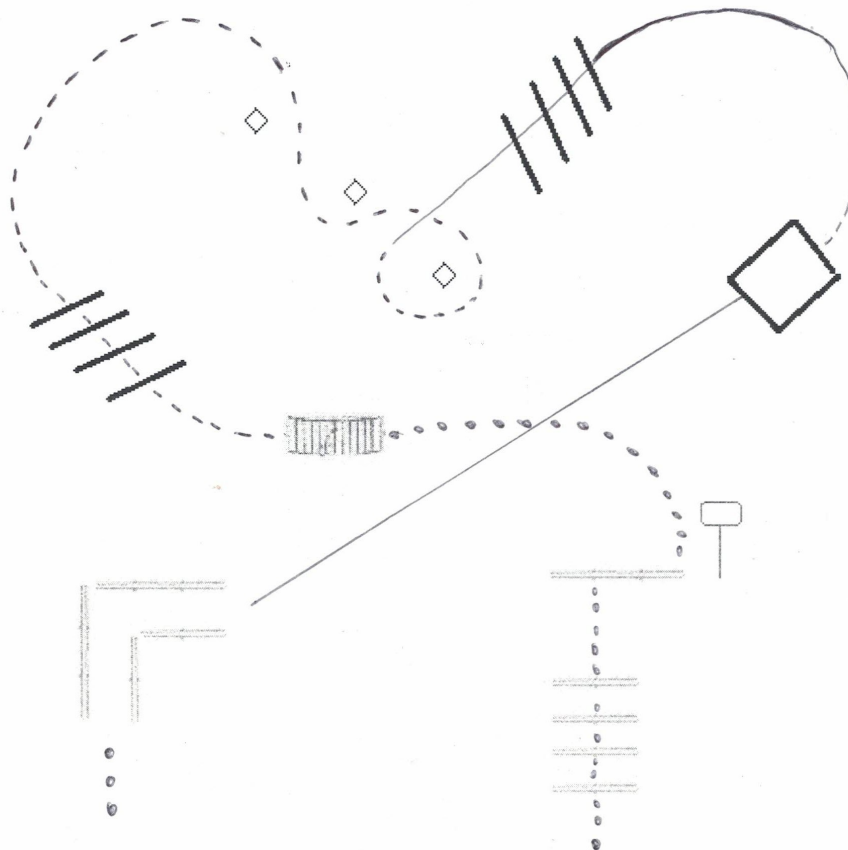
Lots Of Spots Summer Sizzler
August 11-13, 2017
Trail
Yearling In Hand
All

Class Numbers
66, 67, 68



1. Walk over poles and continue to walk to sidepass
2. Sidepass right to mailbox and check mail
3. Walk to and over bridge
4. Jog to and over poles
5. Continue to jog serpentine around cones
6. extend jog to back chute
7. Back chute when finished walk to exit

Class Numbers
69, 70, 71, 72, 73, 83

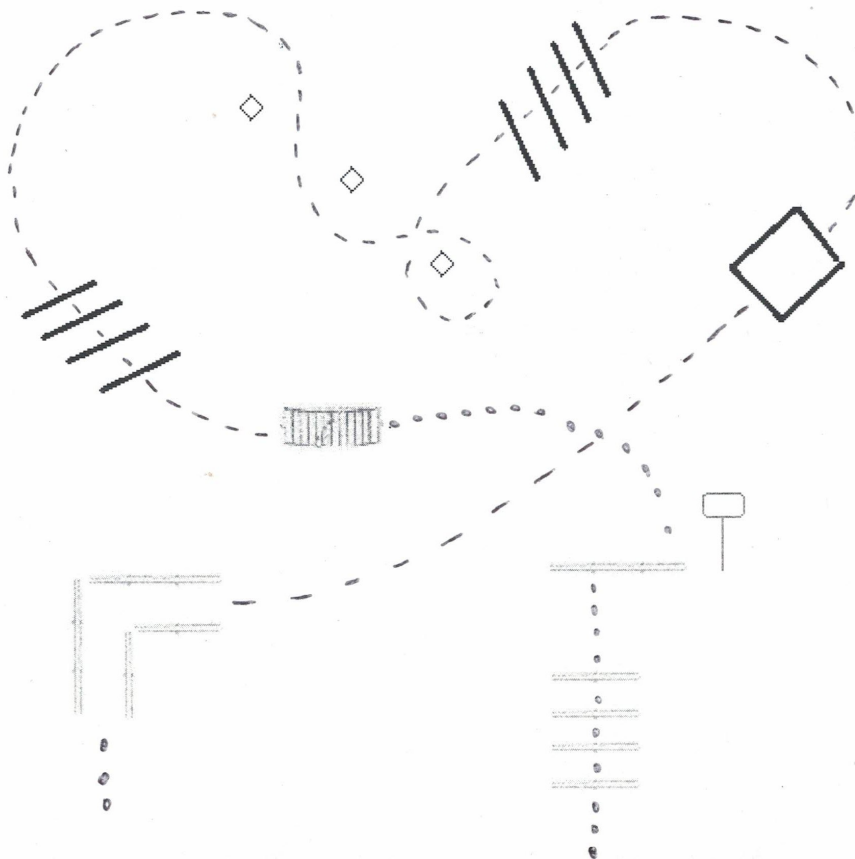


1. Walk over poles and continue to walk to sidepass
2. Sidepass right and check mail
3. Walk to and over bridge
4. Jog to and over poles
5. Continue to jog serpentine around cones.
6. Jog circle around last cone.
7. When even with cones, right lead lope to and over poles
8. Continue towards box. Break to jog and jog into box.
9. Do a 360 turn to the right
10. Left lead lope to back chute
11. Back chute when finished walk to exit

Lots Of Spots Summer Sizzler
August 11-13, 2017

Trail
Walk Trot
All

Class Numbers
74, 75, 76, 77, 78

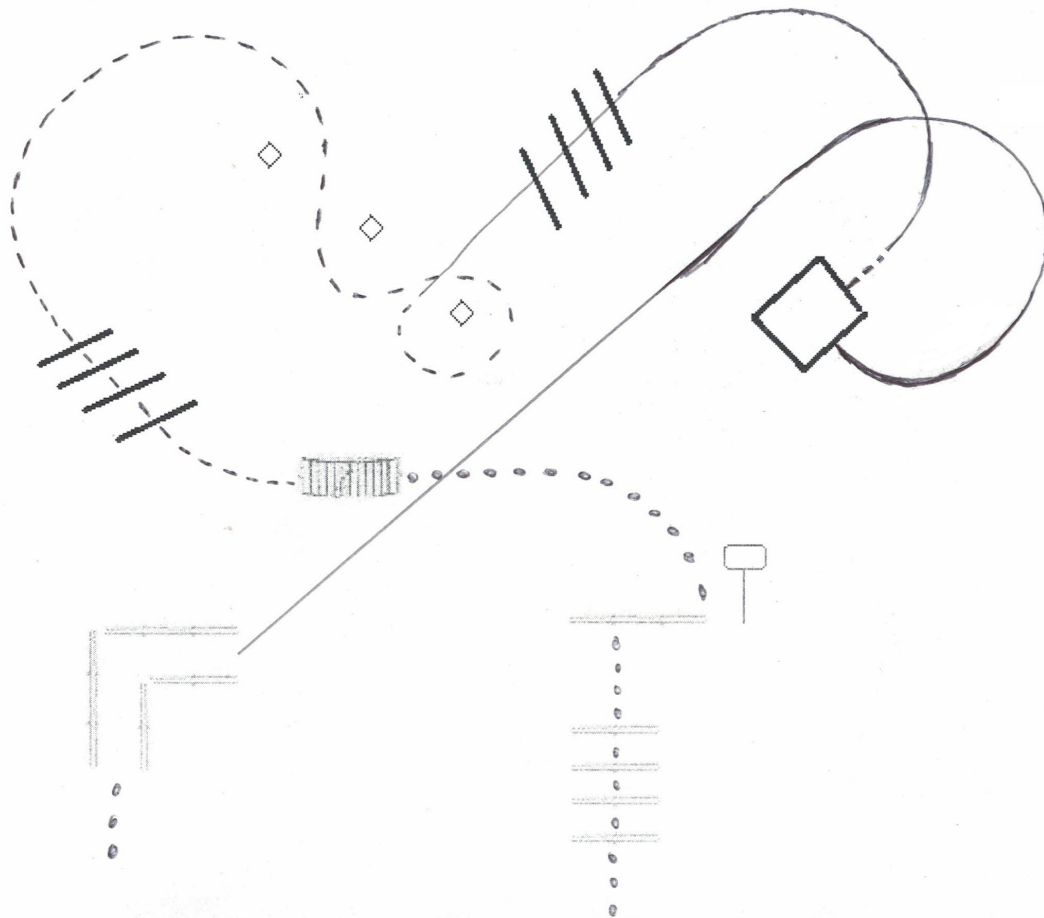


1. Walk over poles and continue to walk to sidepass
2. Sidepass right and check mail
3. Walk to and over bridge
4. Jog to and over poles
5. Continue to jog serpentine around cones.
6. Jog circle around last cone and jog over second set of poles
7. Continue to jog to box
8. Do a 360 turn to the right
9. Extend jog to back chute
10. Back chute when finished walk to exit

Lots Of Spots Summer Sizzler
August 11-13, 2017

Trail
All Other

Class Numbers
79, 80, 81, 82, 84, 85, 86 87

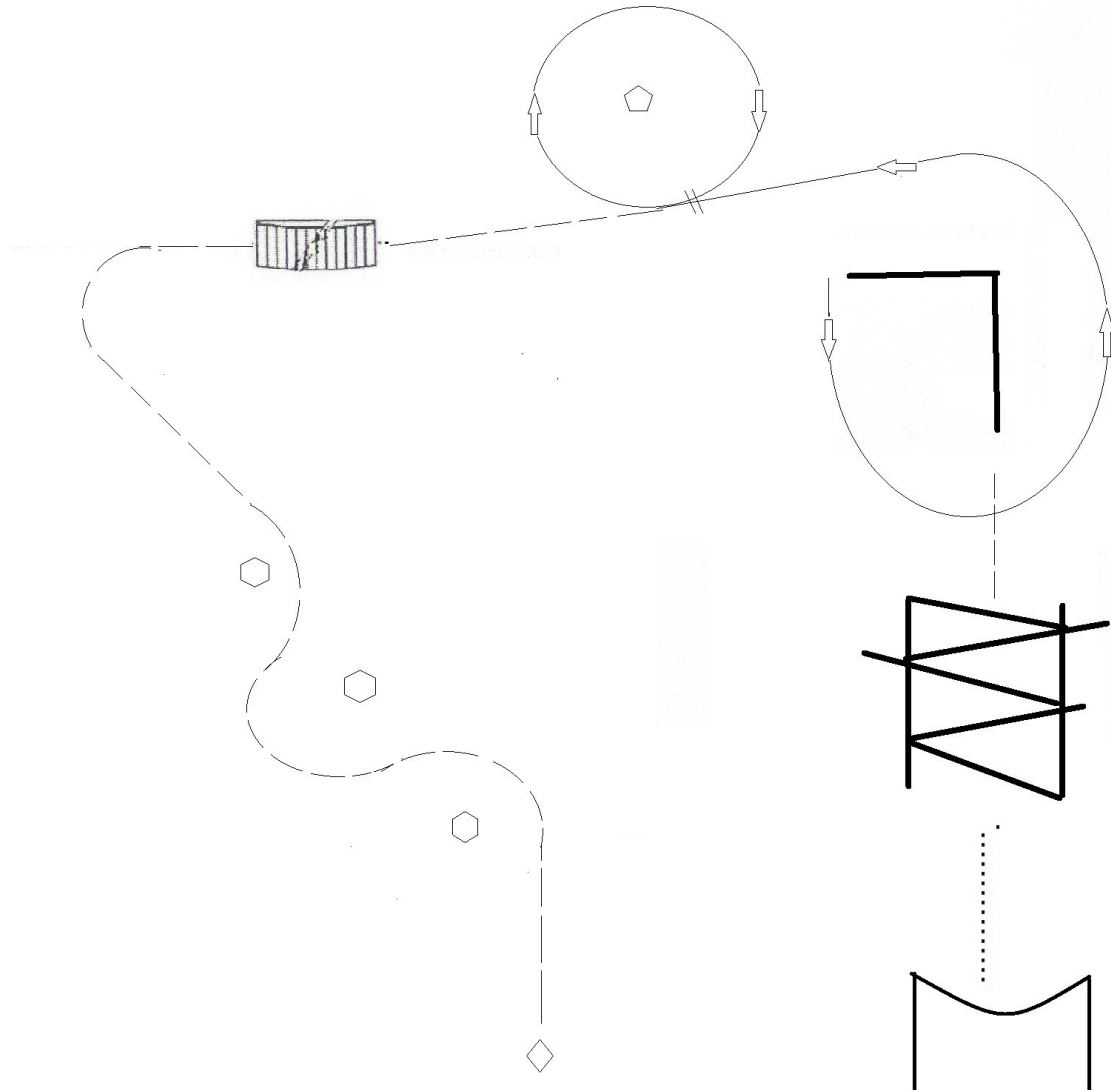


1. Walk over poles and continue to walk to sidepass
2. Sidepass right and check mail
3. Walk to and over bridge
4. Jog to and over poles
5. Continue to jog serpentine around cones.
6. Jog circle around last cone.
7. When even with cones, right lead lope to and over poles
8. Continue towards box. Break to jog and jog into box.
9. Do a $1 \frac{3}{4}$ turn to the right
10. Lope left lead around box and to back chute
11. Back chute when finished walk to exit

Lots Of Spots Summer Sizzler
Ranch Trail (All)

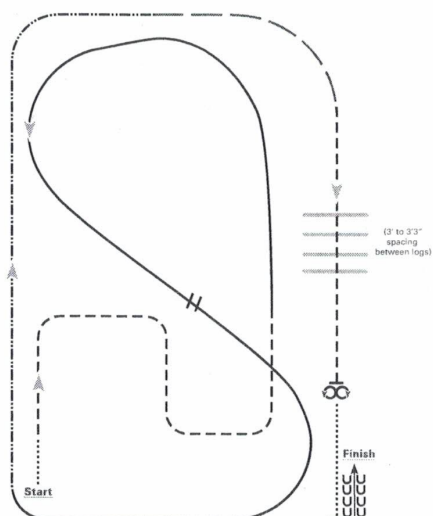
August 11 to 13, 2017

Classes
88 to 93 & 93 F



1. Work Gate Right Handed
2. Walk to and through logs
3. Jog to sidepass and sidepass to the right.
4. Lope left lead around sidepass as drawn
5. Simple lead change and lope right lead circle around marker
6. At marker break to jog and jog to bridge. Walk over bridge.
7. Extend jog to and around rocks as drawn. And continue to marker.
8. At marker stop. Ground tie. Remain dismounted and walk to exit

Ranch Riding Pattern #4

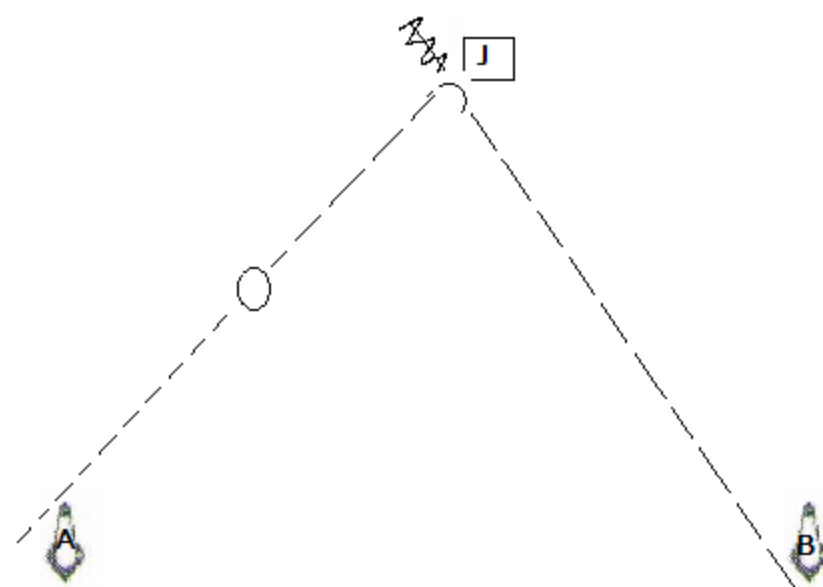


1. Walk
2. Trot serpentine
3. Lope left lead around the end of the arena and then diagonally across the arena
4. Change leads (simple or flying) and
5. Lope on the right lead around end of the arena
6. Extend lope on the straight away and around corner to the center of the arena
7. Extend trot around corner of the arena
8. Collect to a trot
9. Trot over poles
10. Stop, do 360 turn each direction (either direction 1st) (L-R or R-L)
11. Walk, stop and back

Lots Of Spots Summer Sizzler
August 11-13, 2017
English Showmanship
(All)

Class Numbers

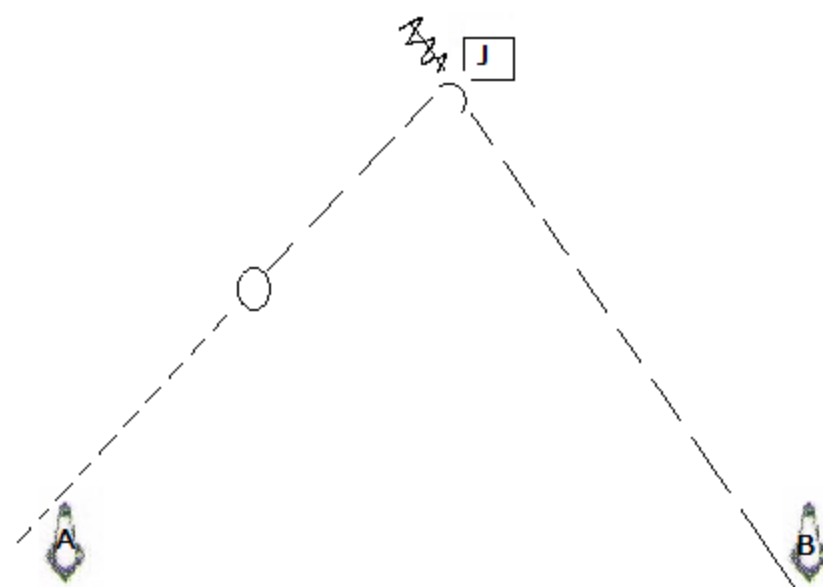
129, 130



1. Begin at A. Walk half way to judge and do a 360 degree turn to right.
2. Trot to judge and set up for inspection
3. When dismissed turn 90 degrees to right. Back 5 steps.
4. Extend trot to B, break to walk and exit arena

Lots Of Spots Summer Sizzler
August 11-13, 2017
Western Showmanship
All Walk Trot and Novice

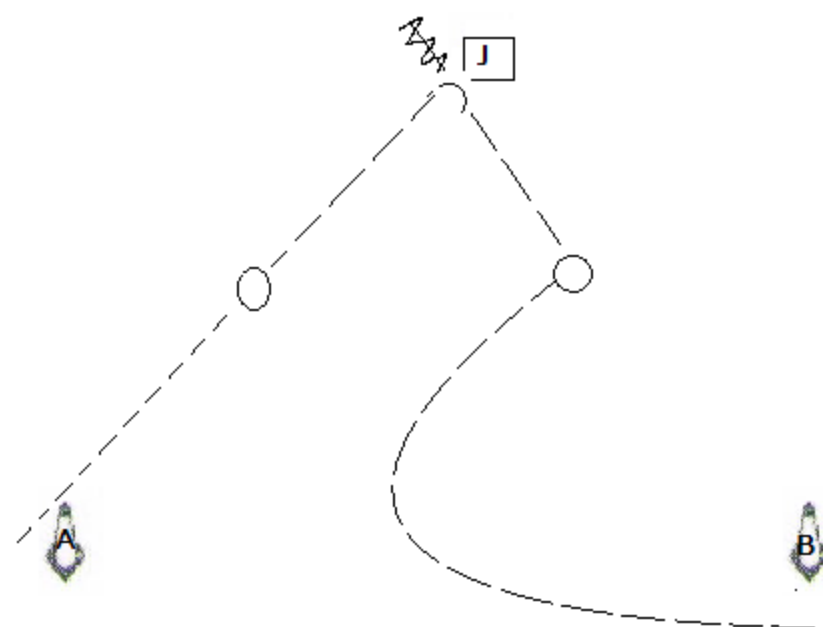
Class Numbers
131, 132, 133, 134
215, 216, 222



1. Begin at A. Walk half way to judge and do a 360 degree turn to right.
2. Continue to walk to judge and set up for inspection.
3. When dismissed turn 90 degrees to right. Back 5 steps.
4. Trot to B, break to walk and exit arena.

Lots Of Spots Summer Sizzler
August 11-13, 2017
Western Showmanship
(All Other)

Class Numbers
135, 136, 137, 138
217, 218, 219, 220, 221

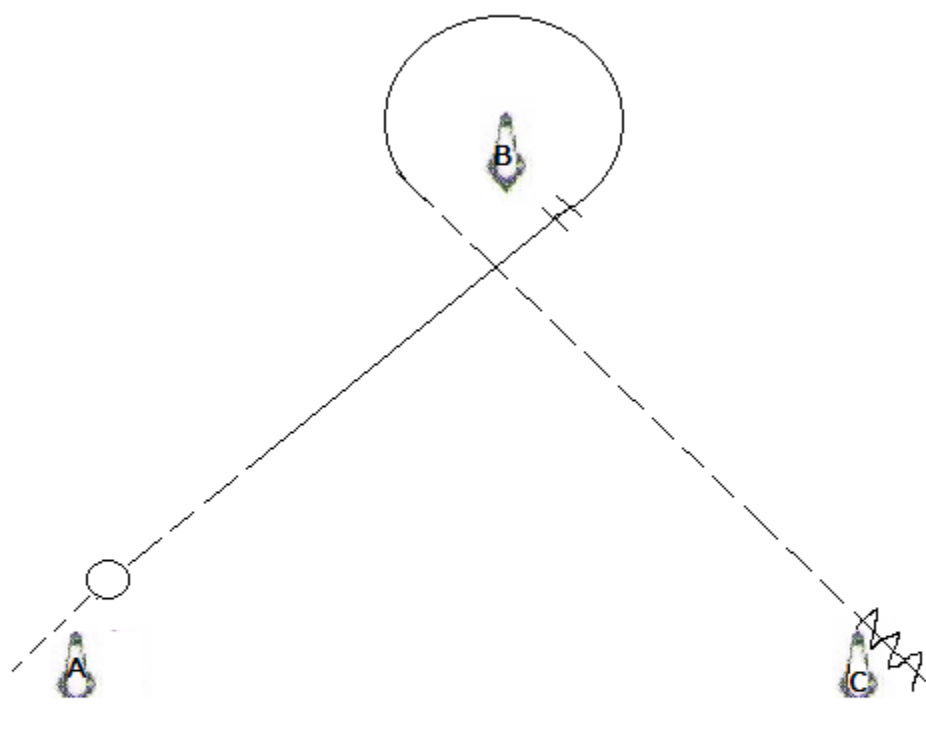


1. Begin at A. Walk half way to judge and do a 360 degree turn to right.
2. Trot to judge and set up for inspection
3. When dismissed turn 90 degrees to right. Back 5 steps.
4. Jog part way between judge and B. Stop and do 1 1/4 turn
5. Extend trot in an arch to B (as drawn).
6. At B break to walk and exit arena

Lots Of Spots Summer Sizzler
August 11-13, 2017
Hunt Seat Equitation
All Novice

Class Numbers

170, 171, 172, 173

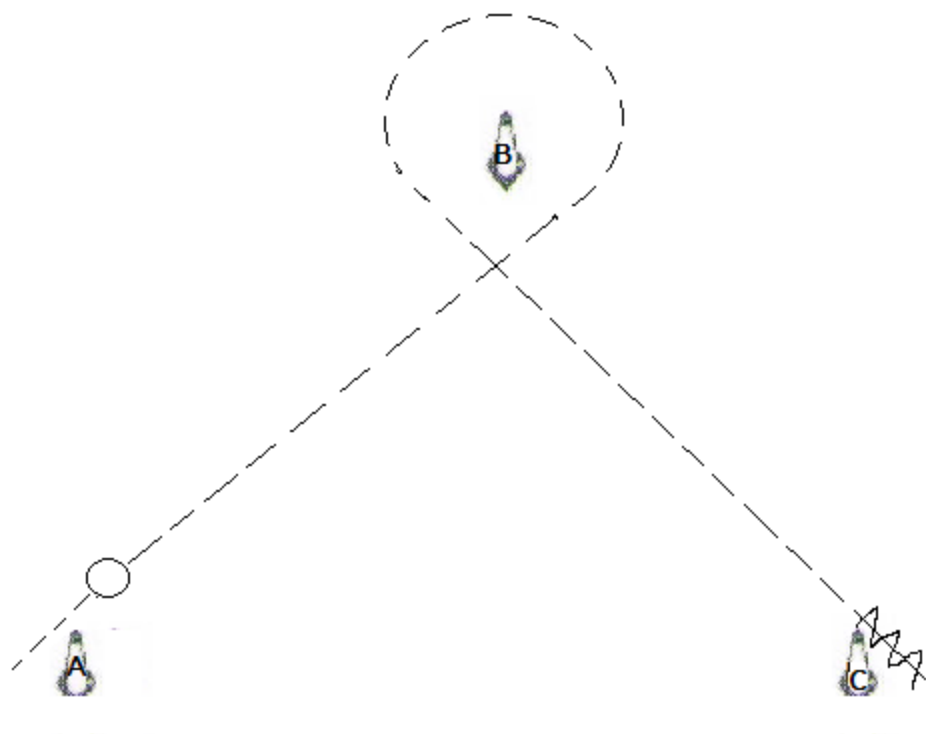


1. Begin at A. Walk one horse length stop and execute a 360 degree forward turn to the right.
2. Posting trot, left diagonal halfway to B. Then pick up right lead canter.
3. At B do a simple lead change and canter a left lead circle around B.
4. At B, break to a right diagonal posting trot.
5. Half way between B and C sitting trot.
6. At C Halt and back one horse length.
7. Exit arena at a walk

Lots Of Spots Summer Sizzler
August 11-13, 2017
Hunt Seat Equitation
All Walk Trot

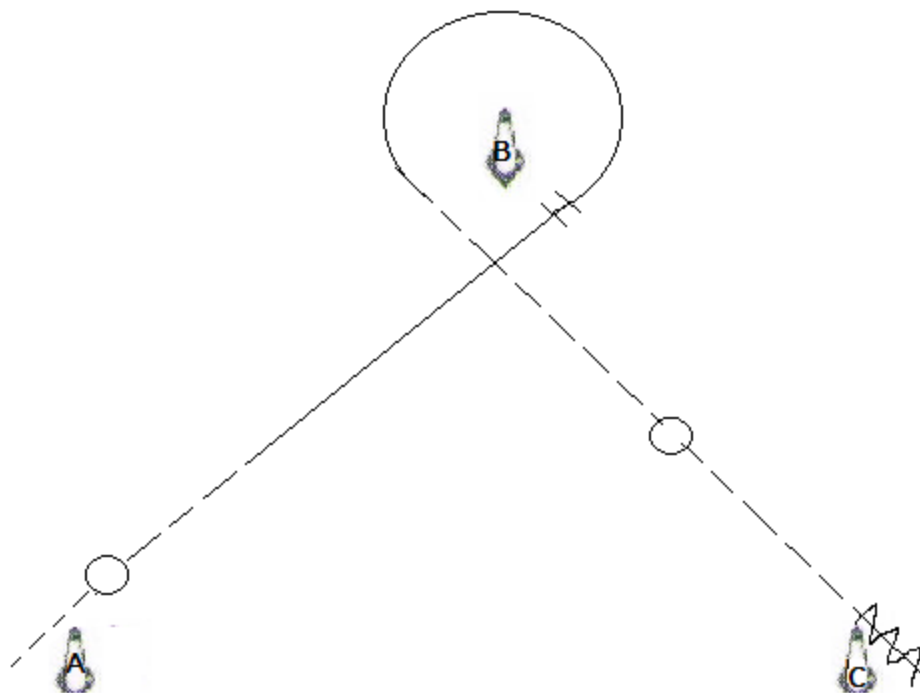
Class Numbers

174, 175, 176, 177, 178



1. Begin at A. Walk one horse length stop and execute a 360 degree forhand turn to the right.
2. Posting trot, left diagonal to B.
3. At B, Sitting trot circle around B
4. When circle is complete, posting trot on right diagonal to C
5. At C, halt and back one horse length
6. Exit arena at a walk

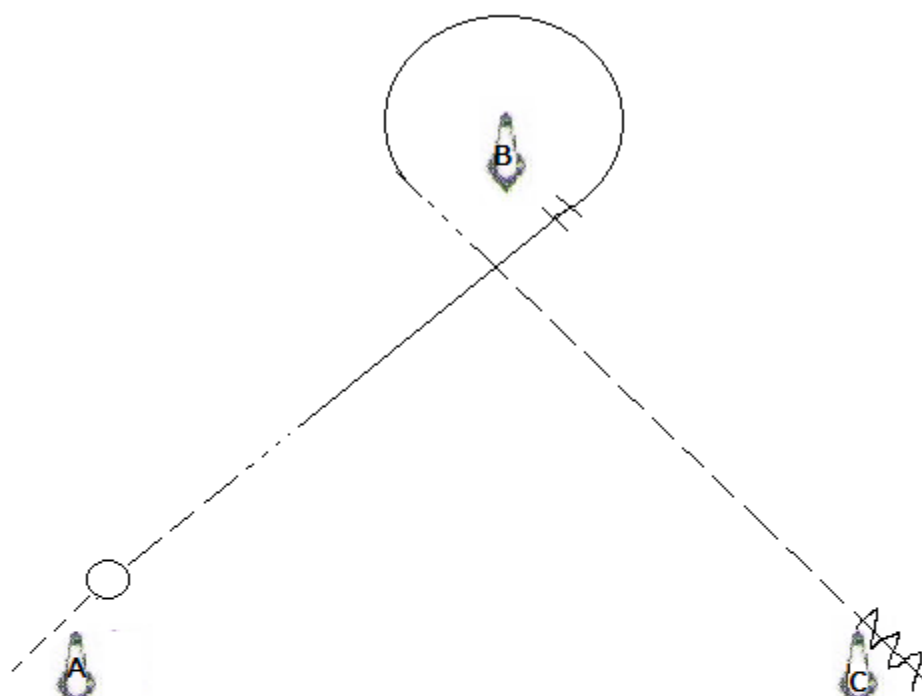
Class Numbers
179, 180, 181, 182, 183
184, 185



1. Begin at A. Walk one horse length stop and execute a 360 degree forhañd turn to the right.
2. Posting trot, left diagonal halfway to B. Then pick up right lead canter.
3. At B do a simple lead change and canter a left lead circle around B.
4. At B, break to a right diagonal posting trot.
5. Half way between B & C Stop and do 360 turn to left on haunches
6. Sitting trot to C
7. At C halt and back one horse length
8. Exit arena at walk

Lots Of Spots Summer Sizzler
August 11-13, 2017
Saddle Seat Equitation
All

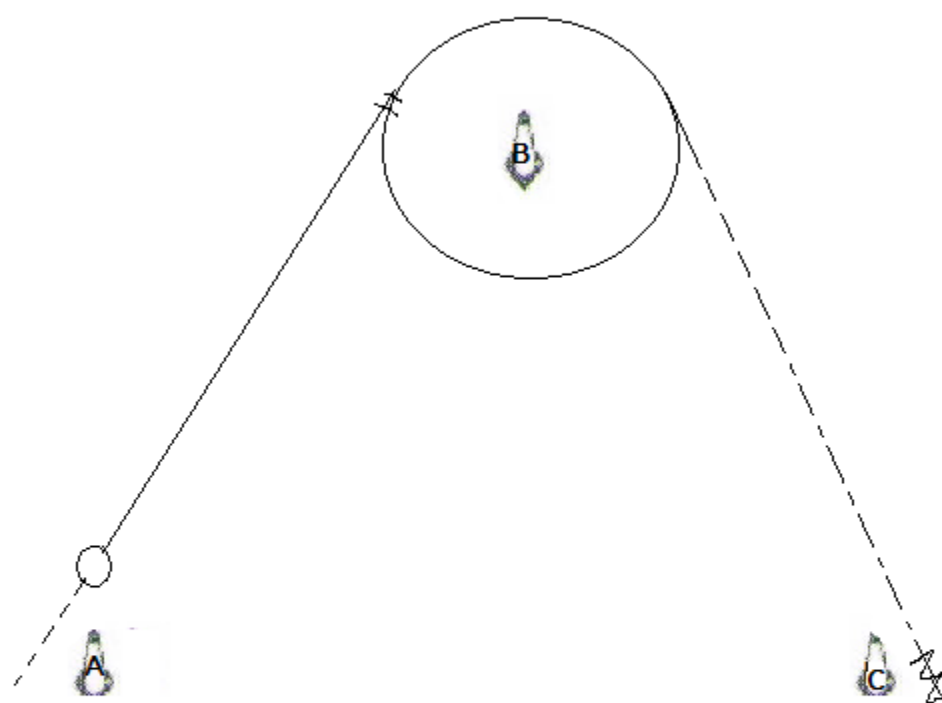
Class Numbers
189, 190



1. Begin at A. Walk one horse length stop and execute a 360 degree forward turn to the right.
2. Posting trot, left diagonal halfway to B. Walk 5 steps. Then pick up right lead canter.
3. At B do a simple lead change and canter a left lead circle around B.
4. At B, break to a walk for 5 steps. Then pick up right diagonal posting trot.
5. Half way between B and C sitting trot.
6. At C Halt and back one horse length.
7. Exit arena at a walk

Lots Of Spots Summer Sizzler
August 11-13, 2017
Western Horsemanship
All Bareback
All Novice

Class Numbers
231, 232
264, 265, 266, 267

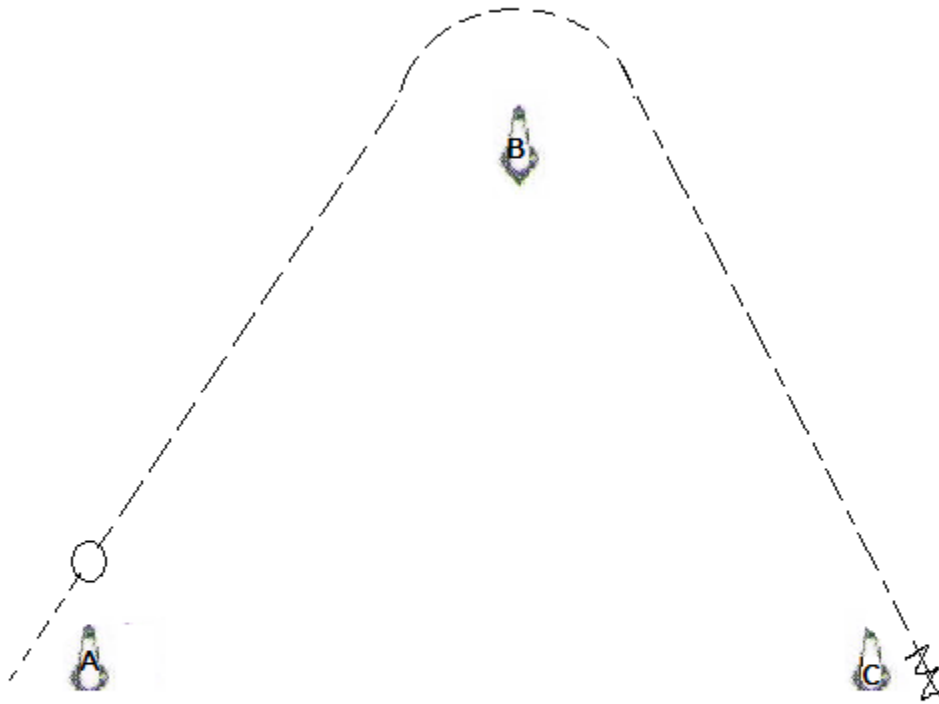


1. Begin at A. Walk one horse length stop and execute a 360 degree to the right on the haunches.
2. Lope Left lead to B. Perform a simple lead change and lope a right lead circle around B.
3. Upon completion of circle break to jog. Extend jog half way between B & C
4. At C, Stop and back one horse length
5. Exit arena at a jog

Lots Of Spots Summer Sizzler
August 11-13, 2017
Western Horsemanship
All Walk Trot

Class Numbers

268, 269, 270, 271, 272

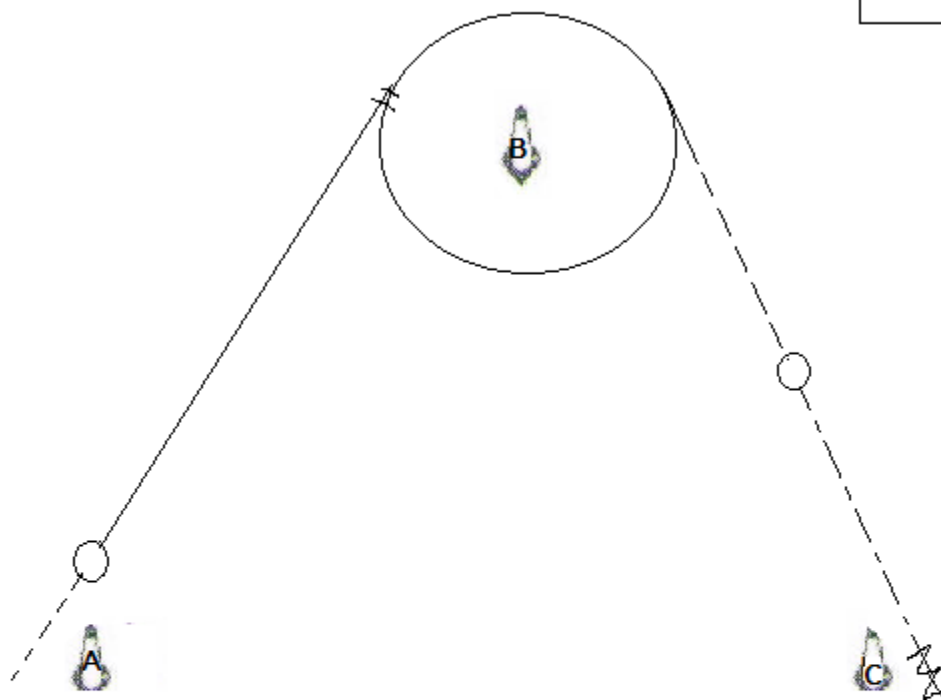


1. Begin at A. Walk one horse length stop and execute a 360 degree to the right on the haunches.
2. Jog to and around B
3. Extend jog from B to C
4. At C, Stop and back on horse length
5. Exit arena at walk

Lots Of Spots Summer Sizzler
August 11-13, 2017
Western Horsemanship
All Other

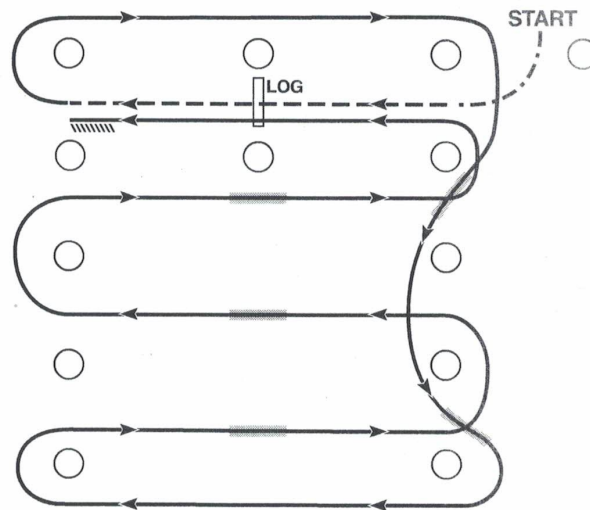
Class Numbers

273, 274, 275, 276, 277, 278,
279

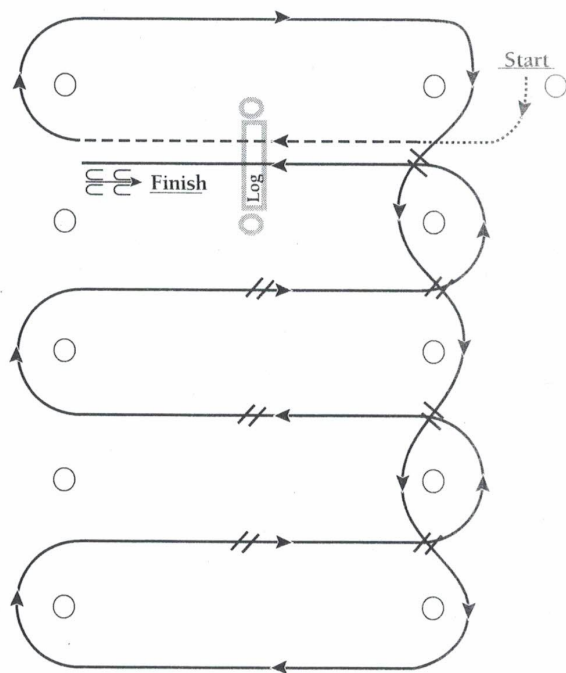


1. Begin at A. Walk one horse length stop and execute a 360 degree to the right on the haunches.
2. Lope Left lead to B. Perform a simple lead change and lope a right lead circle around B.
3. Upon Completion of circle break to jog.
4. Half way between B & C stop and do 360 turn to the left
5. Extend jog to C
6. At C, stop and back one horse length
7. Exit arena at jog

Green Western Riding Pattern #4



1. Walk, transition to log, jog over log.
2. Transition to right lead and lope around end.
3. First line change.
4. Second line change, lope around end of arena.
5. First crossing change.
6. Second crossing change.
7. Third crossing change.
8. Lope over log.
9. Lope, stop and back.



1. Walk, transition to jog, jog over log.
2. Transition to lope, lope to right around end.
3. First line change.
4. Second line change.
5. Third line change.
6. Fourth line change.
7. First crossing change.
8. Second crossing change.
9. Third crossing change.
10. Lope over log.
11. Lope, stop and back.

Reining Pattern #7

