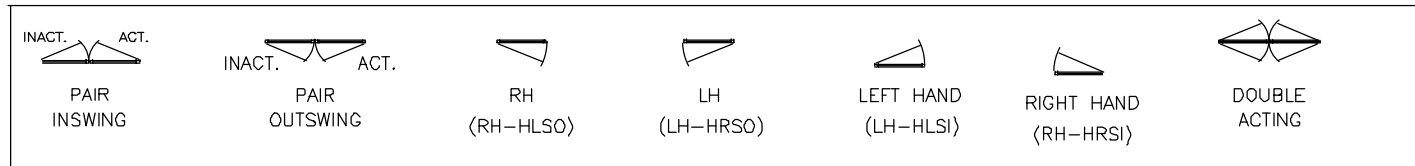




## DOOR SCHEDULE

DOOR	SIZE	HAND	DOOR TYPE	FRAME	FRAMING	LOCATION
100A	6'-0" X 7'-10"	PRSO	WIDE STILE	CW1A	1600	VESTIBULE 100
100B	6'-0" X 8'-0"	PRSO	WIDE STILE	AS1	451	VESTIBULE 100
100C	6'-7 1/4" X 8'-0"	PRSO	WIDE STILE	AS2	451	VESTIBULE 100
109	3'-0" X 7'-0"	LH-HRSO	WIDE STILE	AS5	451	CLERK OF COURT LOBBY 109



**DOOR HARDWARE NOTES:**

1) ALL HARDWARE IS SUPPLIED BY OTHERS. CLAYTON COMMERCIAL GLAZING WILL PREP AND INSTALL THE HARDWARE PER THE APPROVED HARDWARE SCHEDULE. AN APPROVED HARDWARE SCHEDULE MUST BE SUPPLIED. ANY DELAY IN RECEIVING AN APPROVED HARDWARE SCHEDULE WILL RESULT IN A DIRECT DELAY OF THE DOOR FABRICATION.

2) ALL HARDWARE MUST BE SUPPLIED TO CLAYTON COMMERCIAL GLAZING. PLEASE MARK EACH BOX CLEARLY WITH DOOR NUMBERS. ANY DELAY IN RECEIVING THE HARDWARE WILL RESULT IN A DIRECT DELAY IN DOOR SHIPMENT.

## GLASS TYPES

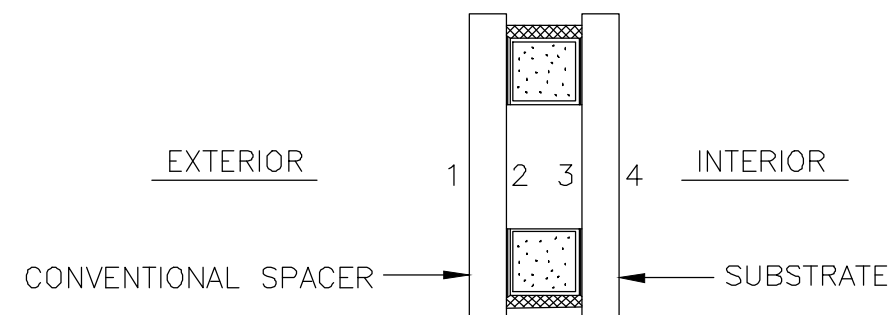
GLAZING TYPE	DESCRIPTION
Ⓒ1	1/4" CLEAR TEMPERED
Ⓒ2	1" INSULATED VISION - ANNEALED -1/4" GRAY ANNEALED WITH SN68 ON #2 SURFACE -1/2" AIR SPACE WITH WARM EDGE SPACER (TGI M BLACK) -1/4" CLEAR ANNEALED
Ⓒ2T	1" INSULATED VISION - TEMPERED -1/4" GRAY TEMPERED WITH SN68 ON #2 SURFACE -1/2" AIR SPACE WITH WARM EDGE SPACER (TGI M BLACK) -1/4" CLEAR TEMPERED
Ⓒ3	1" INSULATED SPANDREL - ANNEALED -1/4" GRAY ANNEALED WITH SN68 ON #2 SURFACE -1/2" AIR SPACE WITH WARM EDGE SPACER (TGI M BLACK) -1/4" CLEAR ANNEALED WITH STANDARD COLOR FRIT ON #4
Ⓒ7	1" OAL MAPES R INSULATED METAL PANELS EXTERIOR - MAPES STANDARD COLOR KYNAR (SMOOTH ALUM) SUBSTRATE - HIGH DENSITY TEMPERED HARDBOARD CORE - POLYISOCYANURATE (2# DENSITY) SUBSTRATE - HIGH DENSITY TEMPERED HARDBOARD INTERIOR - MAPES STANDARD COLOR KYNAR (SMOOTH ALUM)
Ⓒ10	90 MIN. FIRE RATED - (PYRAN PLATINUM F 5 MM)
MIR	MFG. STD 1/4" ANNEALED MIRROR WITH SAFETY BACKING ADHERED TO WALL WITH MASTIC, FLAT POLISHED EDGES @ EXPOSED, ALUMINUM J-CHANNEL TRIMS @ TOP AND BOTTOM

**ARCH/GC GLASS NOTES:**

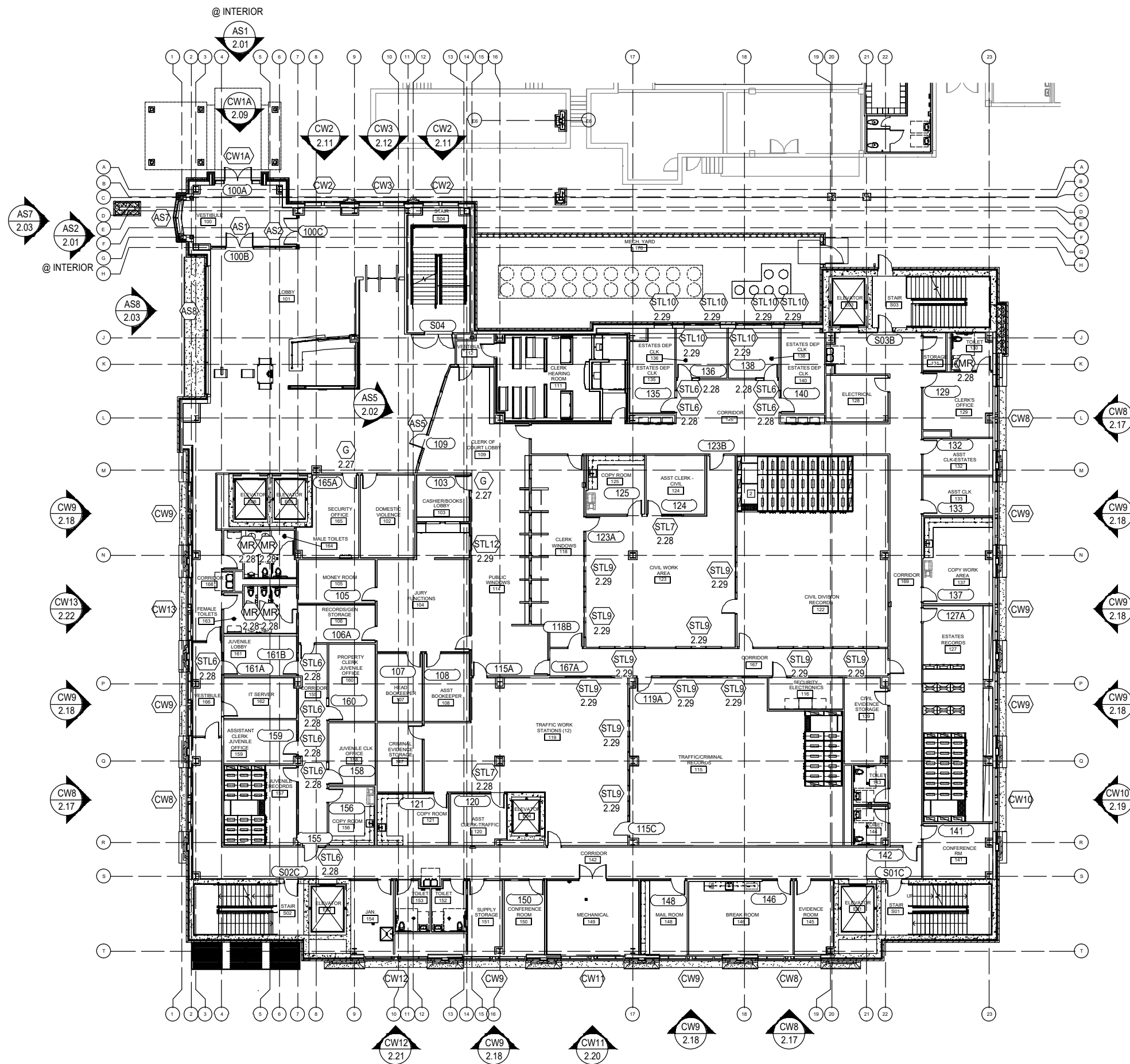
ALL GLAZING TYPES LISTED HERE ARE BASIC DESCRIPTIONS. REFERENCE CLAYTON COMMERCIAL GLAZING SEPARATE SUBMITTALS FOR A COMPLETE GLASS SCHEDULE.

ARCHITECT TO CHOOSE GLASS TINT AND MAKE UP FROM PROVIDED SAMPLES.

## GLASS ILLUSTRATION



CLAYTON COMMERCIAL GLAZING 3210 US HIGHWAY 70W SMITHFIELD, NC 27577 P: 919.550.4024	DRAWING SUBMISSION NO.    DESCRIPTION    DATE 1ST SUBMISSION    08.31.21
PROJECT: MOORE COUNTY COURTHOUSE LOCATION: CARTHAGE, NC	DRAWN BY: RA    DATE: 08.31.21 CHECKED BY: WS    DATE: 08.31.21 JOB NO.:
.02	



NOTE: ALL DOOR TAGS WITHOUT AN ELEVATION TAG ARE ELEVATION "N". SEE PAGE 2.28 FOR FURTHER INFORMATION.

NO	DESCRIPTION	DATE
1	1ST SUBMISSION	08.31.21
	DRAWING SUBMISSION	

CLAYTON COMMERCIAL GLAZING  
 3210 US HIGHWAY 70W  
 SMITHFIELD, NC 27577  
 P: 919.550.4024

PROJECT: MOORE COUNTY COURTHOUSE  
 LOCATION: CARTHAGE, NC

DRAWN BY:	DATE:
RA	08.31.21
CHECKED BY:	DATE:
WS	08.31.21
JOB NO.:	

1.01

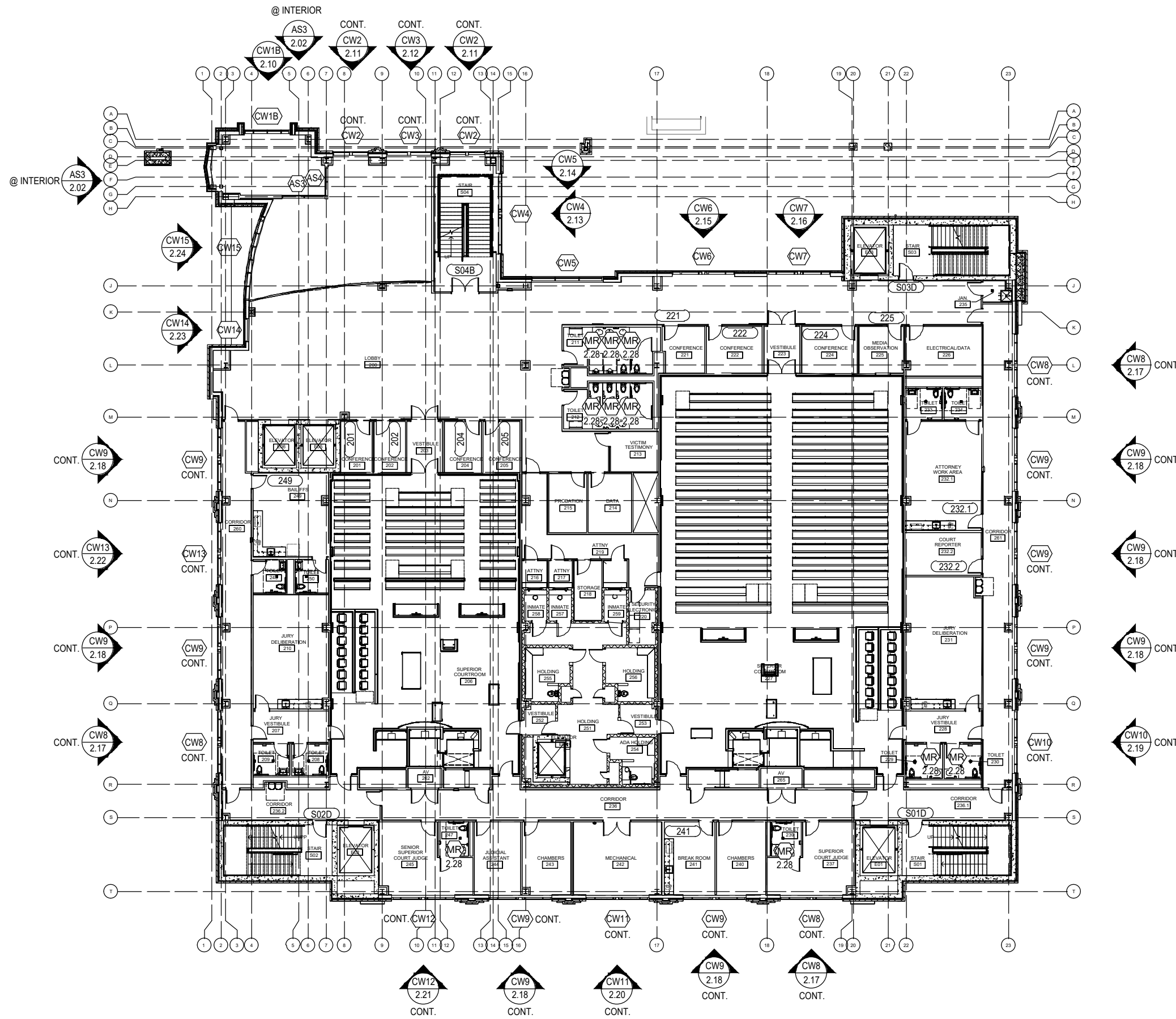
**ARCH / G.C. NOTE:**

FLOOR PLANS ARE PROVIDED FOR OPENING TYPE LOCATION ONLY. REFER TO SPECIFIC MARK ELEVATIONS FOR SIZE REFERENCE DIMENSIONING, MULLION SPACING, ETC.

**FLOOR PLAN - FIRST FLOOR**

NTS ARCH. REF.: A2.1.1





NOTE: ALL DOOR TAGS WITHOUT AN ELEVATION TAG ARE ELEVATION "N". SEE PAGE 2.28 FOR FURTHER INFORMATION.

NO	DESCRIPTION	DATE
1	1ST SUBMISSION	08.31.21
2	DRAWING SUBMISSION	

CLAYTON COMMERCIAL GLAZING  
 3210 US HIGHWAY 70W  
 SMITHFIELD, NC 27577  
 P: 919.550.4024

PROJECT: MOORE COUNTY COURTHOUSE  
 LOCATION: CARTHAGE, NC

DRAWN BY:	DATE:
RA	08.31.21
CHECKED BY:	DATE:
WS	08.31.21
JOB NO.:	

**ARCH / G.C. NOTE:**

FLOOR PLANS ARE PROVIDED FOR OPENING TYPE LOCATION ONLY. REFER TO SPECIFIC MARK ELEVATIONS FOR SIZE REFERENCE DIMENSIONING, MULLION SPACING, ETC.

**FLOOR PLAN - SECOND FLOOR**

NTS ARCH. REF.: A2.1.2



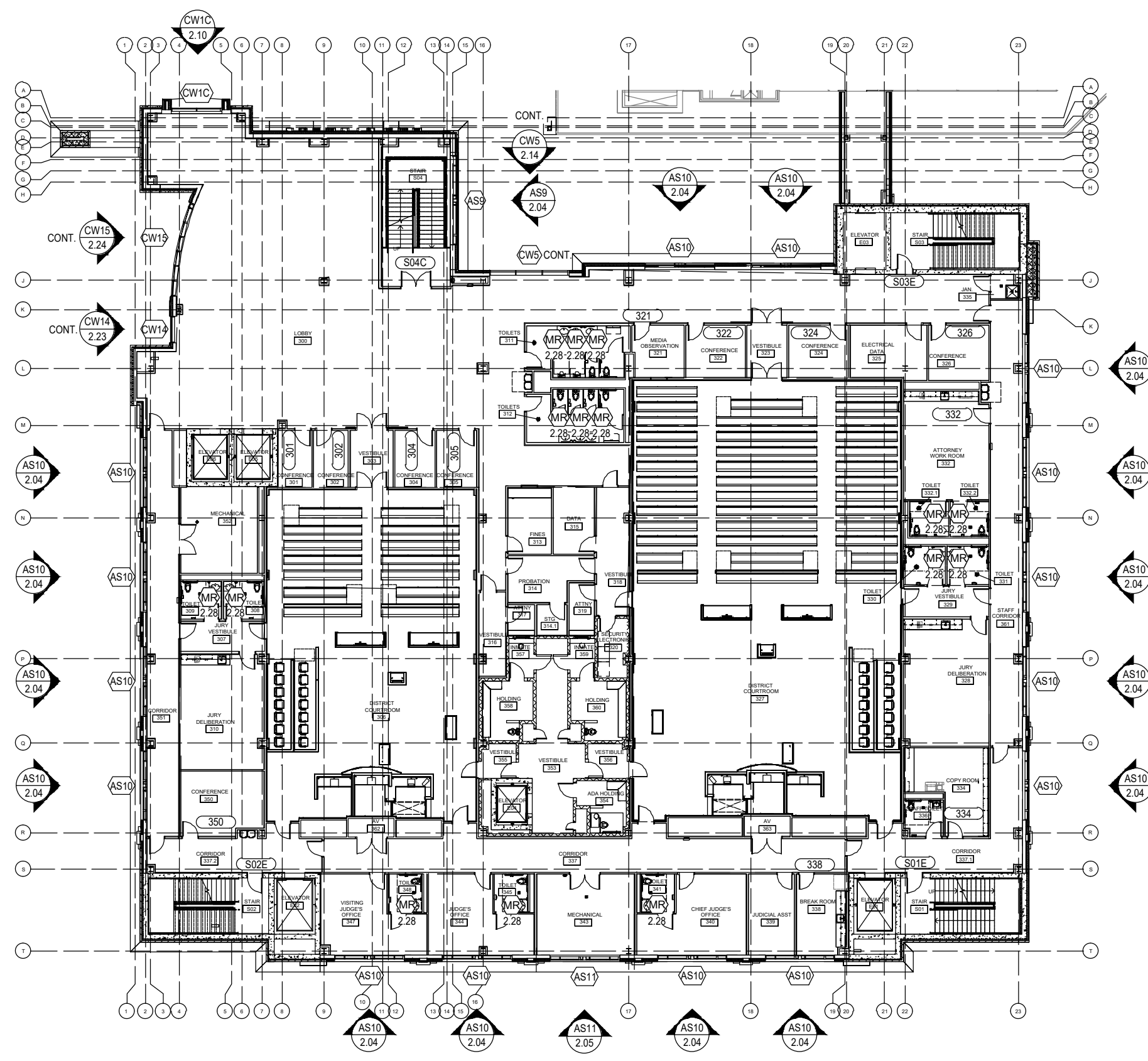


NO	DESCRIPTION	DATE
1	1ST SUBMISSION	08.31.21
2	DRAWING SUBMISSION	

CLAYTON COMMERCIAL GLAZING  
 3210 US HIGHWAY 70W  
 SMITHFIELD, NC 27577  
 P: 919.550.4024

PROJECT: MOORE COUNTY COURTHOUSE  
 LOCATION: CARTHAGE, NC

DRAWN BY:	DATE:
RA	08.31.21
CHECKED BY:	DATE:
WS	08.31.21
JOB NO.:	



NOTE: ALL DOOR TAGS WITHOUT AN ELEVATION TAG ARE ELEVATION "N". SEE PAGE 2.28 FOR FURTHER INFORMATION.

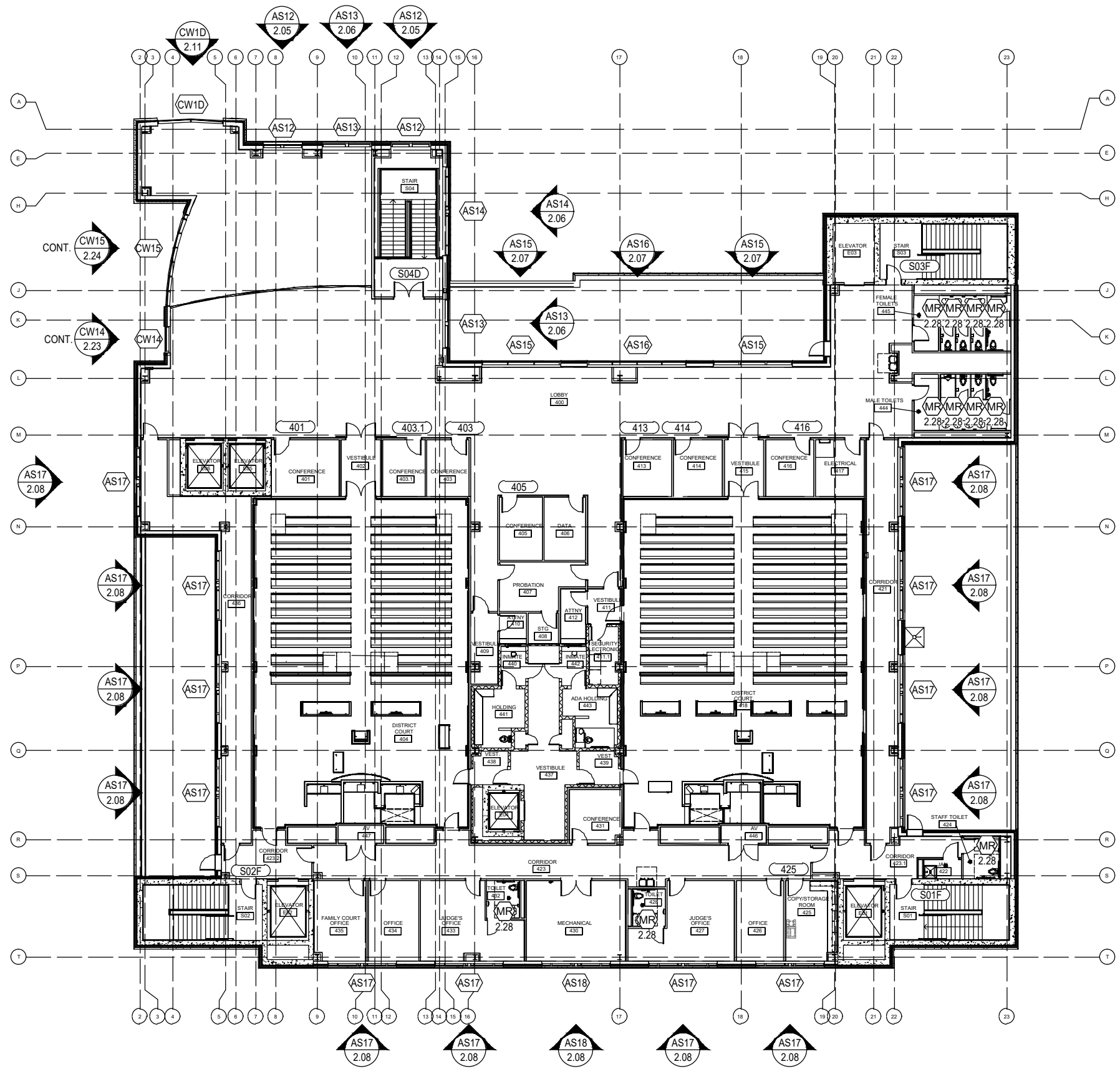
**ARCH / G.C. NOTE:**

FLOOR PLANS ARE PROVIDED FOR OPENING TYPE LOCATION ONLY. REFER TO SPECIFIC MARK ELEVATIONS FOR SIZE REFERENCE DIMENSIONING, MULLION SPACING, ETC.

**FLOOR PLAN - THIRD FLOOR**

NTS ARCH. REF.: A2.1.3





NOTE: ALL DOOR TAGS WITHOUT AN ELEVATION TAG ARE ELEVATION "N". SEE PAGE 2.28 FOR FURTHER INFORMATION.

NO	DESCRIPTION	DATE
1ST	SUBMISSION	08.31.21
	DRAWING	SUBMISSION

CLAYTON COMMERCIAL GLAZING  
 3210 US HIGHWAY 70W  
 SMITHFIELD, NC 27577  
 P: 919.550.4024

PROJECT: MOORE COUNTY COURTHOUSE  
 LOCATION: CARTHAGE, NC

DRAWN BY:	DATE:
RA	08.31.21
CHECKED BY:	DATE:
WS	08.31.21
JOB NO.:	

1.04

**ARCH / G.C. NOTE:**

FLOOR PLANS ARE PROVIDED FOR OPENING TYPE LOCATION ONLY. REFER TO SPECIFIC MARK ELEVATIONS FOR SIZE REFERENCE DIMENSIONING, MULLION SPACING, ETC.

**FLOOR PLAN - FOURTH FLOOR**

NTS ARCH. REF.: A2.1.4



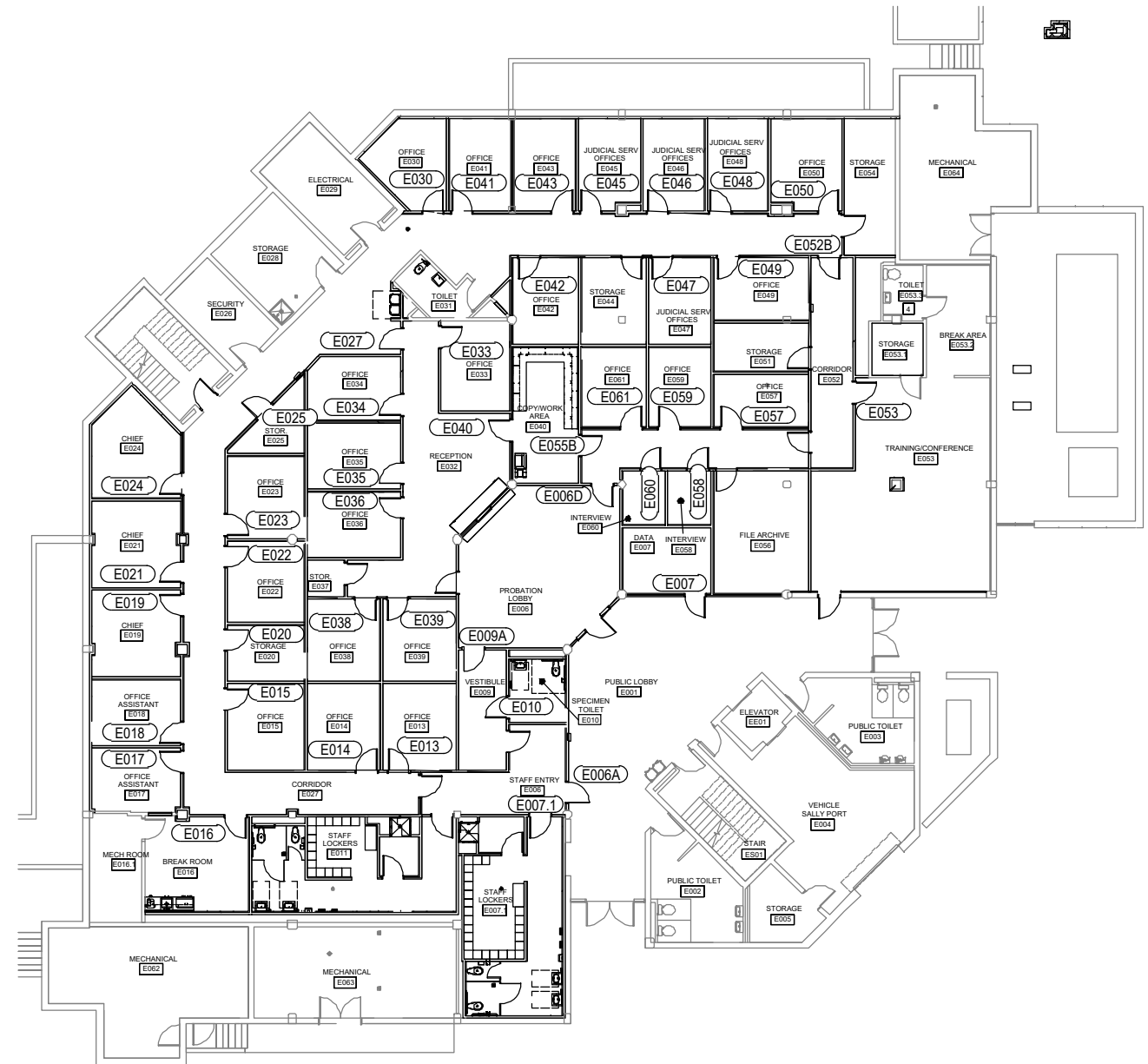
NO	DESCRIPTION	DATE
1ST	SUBMISSION	08.31.21
	DRAWING	SUBMISSION

CLAYTON COMMERCIAL GLAZING  
 3210 US HIGHWAY 70W  
 SMITHFIELD, NC 27577  
 P: 919.550.4024

PROJECT: MOORE COUNTY COURTHOUSE  
 LOCATION: CARTHAGE, NC

DRAWN BY:	DATE:
RA	08.31.21
CHECKED BY:	DATE:
WS	08.31.21
JOB NO.:	

1.05



NOTE: ALL DOOR TAGS WITHOUT AN ELEVATION TAG ARE ELEVATION "N". SEE PAGE 2.28 FOR FURTHER INFORMATION.

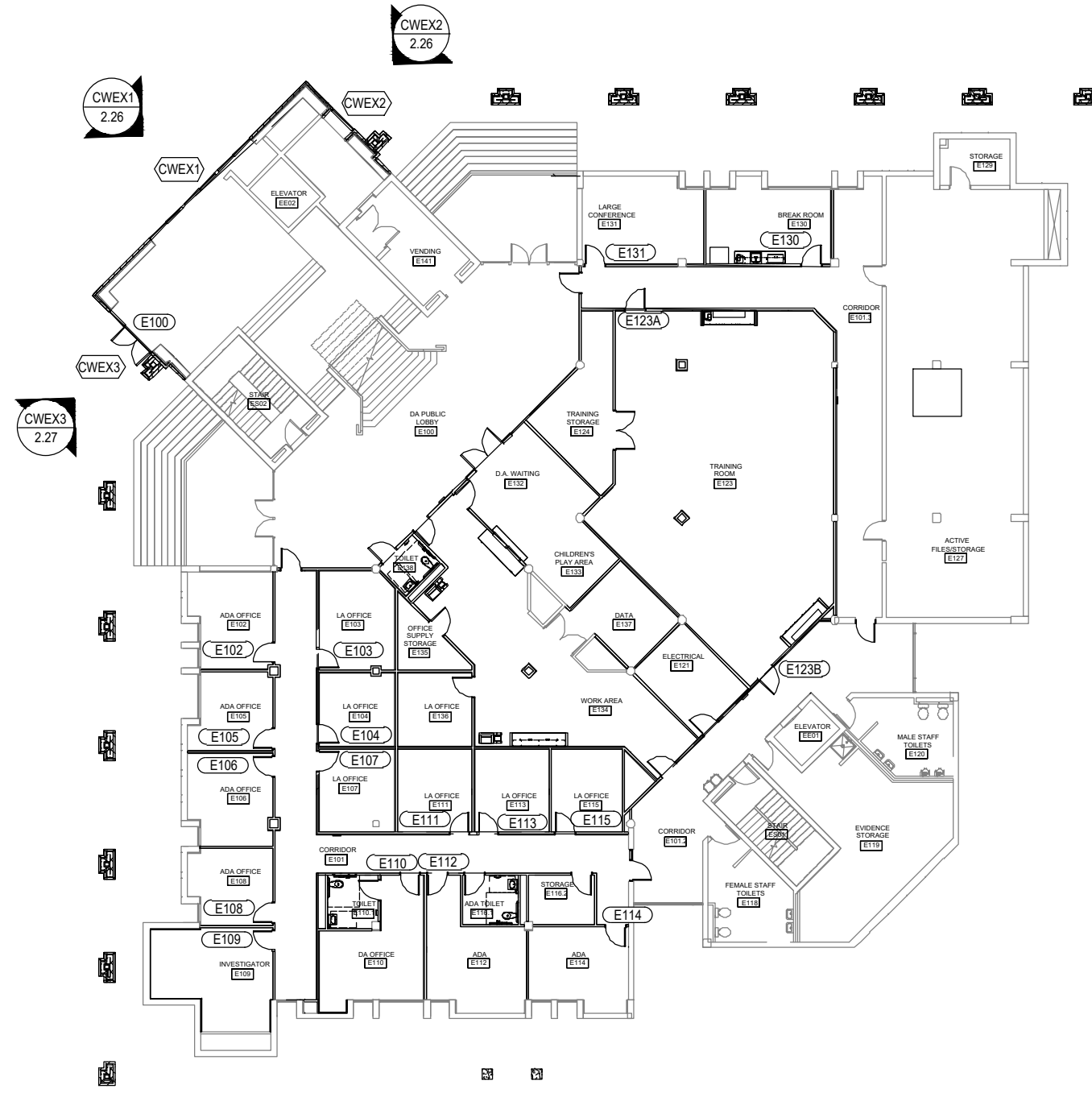
**ARCH / G.C. NOTE:**

FLOOR PLANS ARE PROVIDED FOR OPENING TYPE LOCATION ONLY. REFER TO SPECIFIC MARK ELEVATIONS FOR SIZE REFERENCE DIMENSIONING, MULLION SPACING, ETC.

**FLOOR PLAN - EXISTING  
 COURTHOUSE - BASEMENT FLOOR**

NTS ARCH. REF.: A2.3.0





NOTE: ALL DOOR TAGS WITHOUT AN ELEVATION TAG ARE ELEVATION "N". SEE PAGE 2.28 FOR FURTHER INFORMATION.

NO	DESCRIPTION	DATE
1ST	SUBMISSION	08.31.21
	DRAWING	SUBMISSION

CLAYTON COMMERCIAL GLAZING  
 3210 US HIGHWAY 70W  
 SMITHFIELD, NC 27577  
 P: 919.550.4024

PROJECT: MOORE COUNTY COURTHOUSE  
 LOCATION: CARTHAGE, NC

DRAWN BY:	DATE:
RA	08.31.21
CHECKED BY:	DATE:
WS	08.31.21
JOB NO.:	

1.06

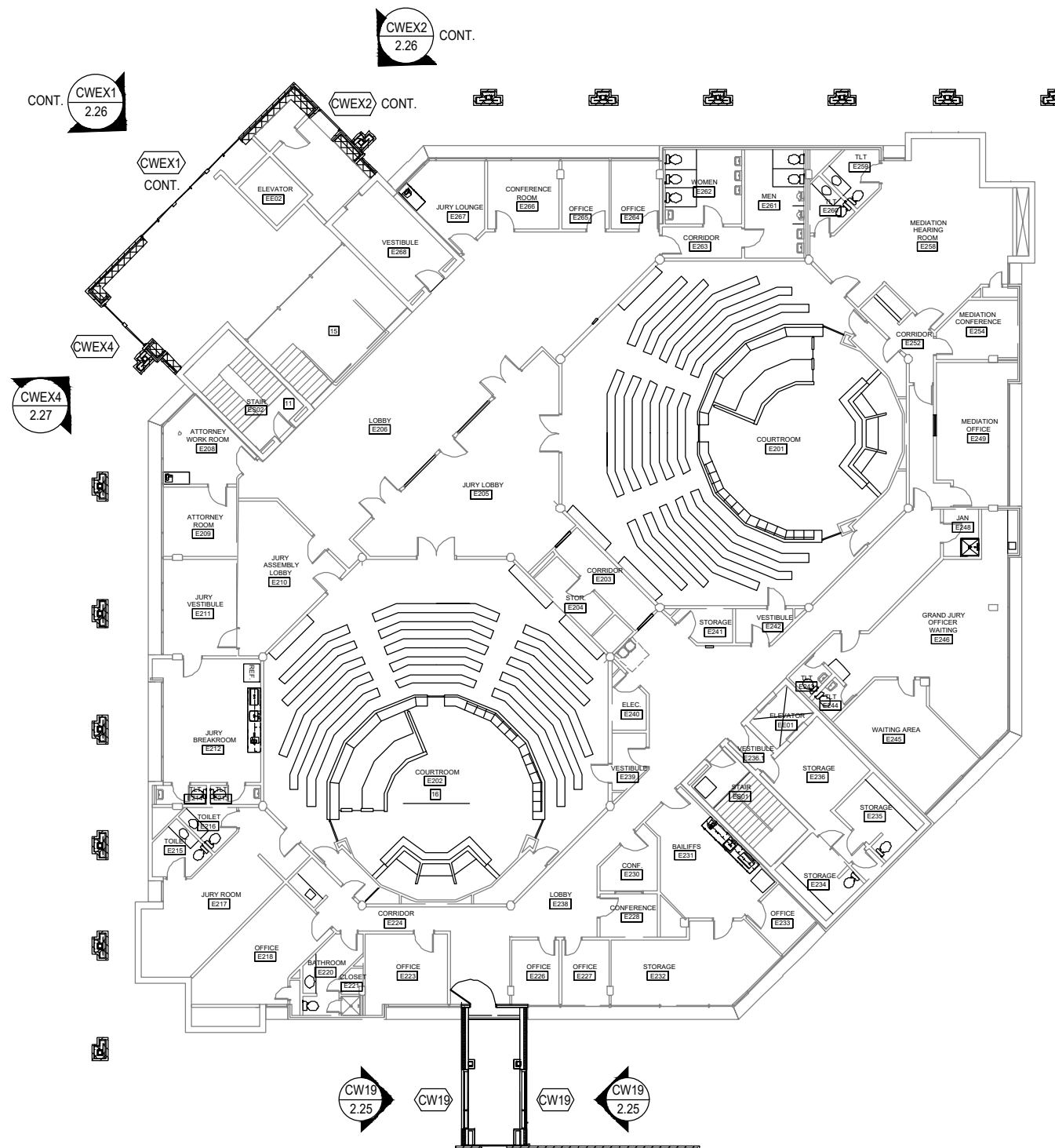
**ARCH / G.C. NOTE:**

FLOOR PLANS ARE PROVIDED FOR OPENING TYPE LOCATION ONLY. REFER TO SPECIFIC MARK ELEVATIONS FOR SIZE REFERENCE DIMENSIONING, MULLION SPACING, ETC.

**FLOOR PLAN - EXISTING  
 COURTHOUSE FIRST FLOOR**

NTS ARCH. REF.: A2.3.1





NOTE: ALL DOOR TAGS WITHOUT AN ELEVATION TAG ARE ELEVATION "N". SEE PAGE 2.28 FOR FURTHER INFORMATION.

NO	DESCRIPTION	DATE
1	1ST SUBMISSION	08.31.21
	DRAWING SUBMISSION	

CLAYTON COMMERCIAL GLAZING  
 3210 US HIGHWAY 70W  
 SMITHFIELD, NC 27577  
 P: 919.550.4024

PROJECT: MOORE COUNTY COURTHOUSE  
 LOCATION: CARTHAGE, NC

DRAWN BY:	DATE:
RA	08.31.21
CHECKED BY:	DATE:
WS	08.31.21
JOB NO.:	

1.07

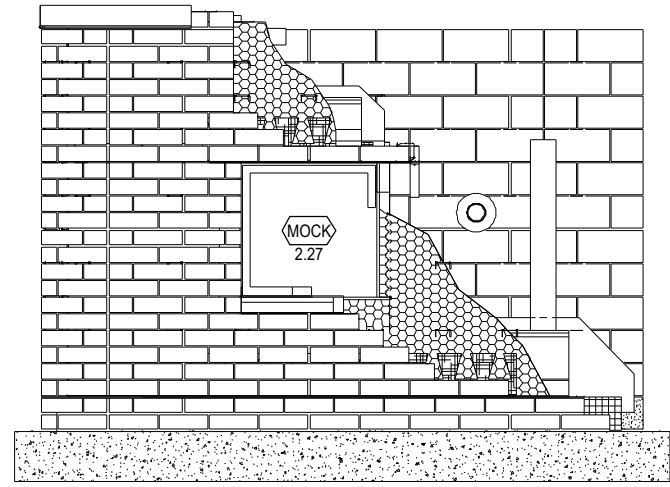
**ARCH / G.C. NOTE:**

FLOOR PLANS ARE PROVIDED FOR OPENING TYPE LOCATION ONLY. REFER TO SPECIFIC MARK ELEVATIONS FOR SIZE REFERENCE DIMENSIONING, MULLION SPACING, ETC.

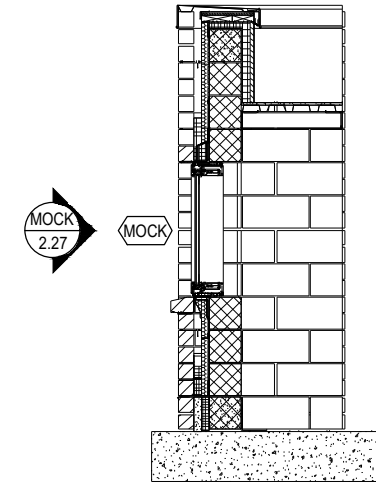
**FLOOR PLAN - EXISTING  
 COURTHOUSE - SECOND FLOOR**

NTS ARCH. REF.: A2.3.2

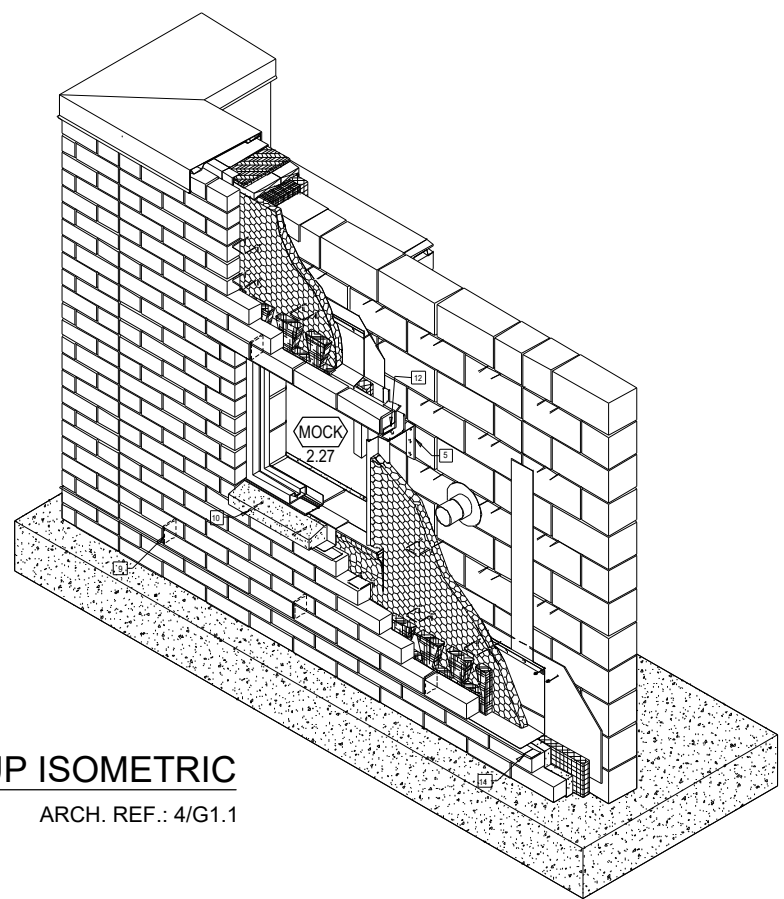




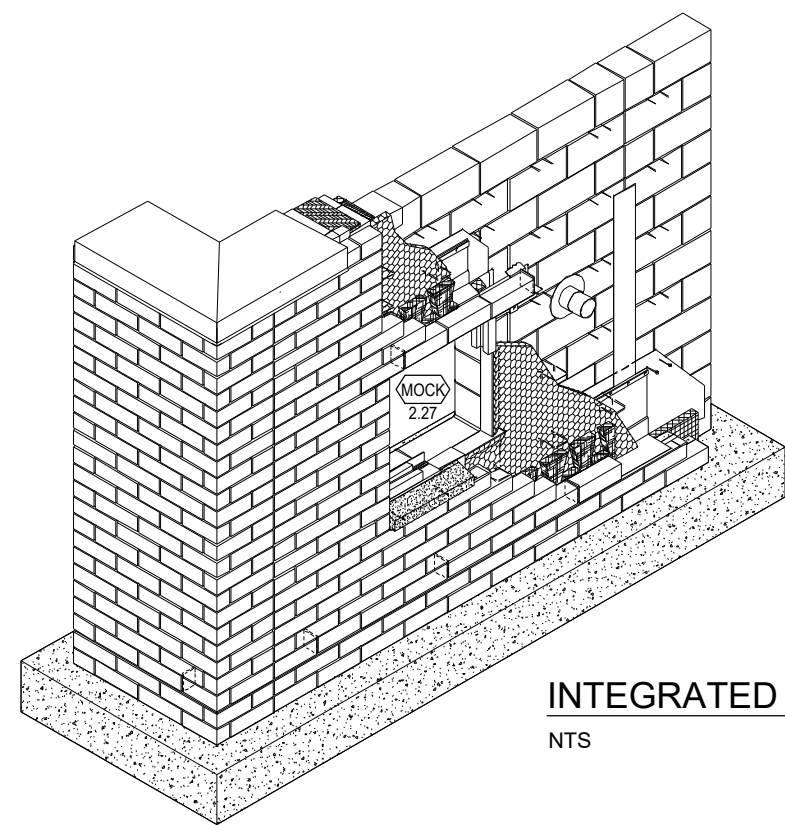
**INTEGRATED MOCKUP FRONT ELEVATION**  
 NTS ARCH. REF.: 5/G1.1



**INTEGRATED MOCKUP SECTION**  
 NTS ARCH. REF.: 1/G1.1



**INTEGRATED MOCKUP ISOMETRIC**  
 NTS ARCH. REF.: 4/G1.1



**INTEGRATED MOCKUP ISOMETRIC**  
 NTS ARCH. REF.: 3/G1.1

**ARCH / G.C. NOTE:**

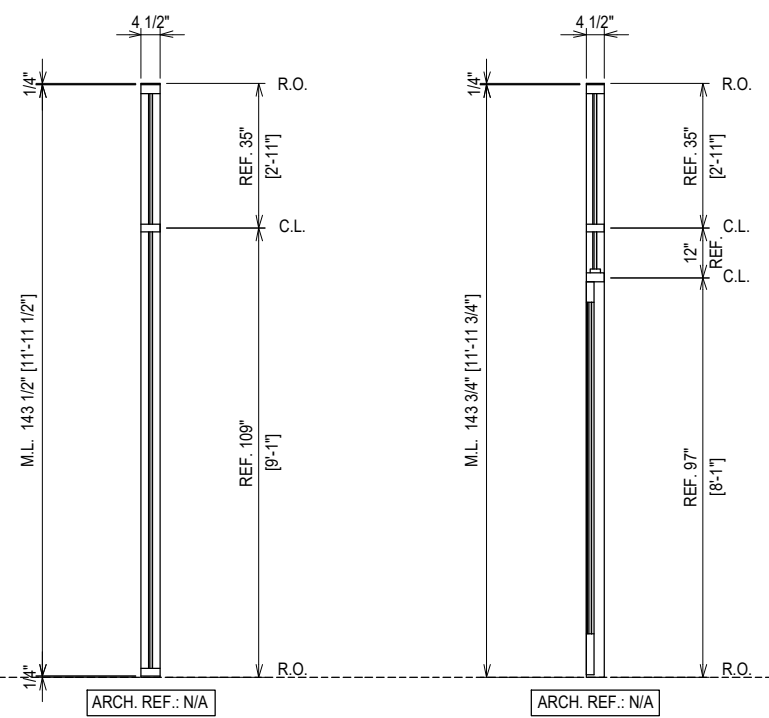
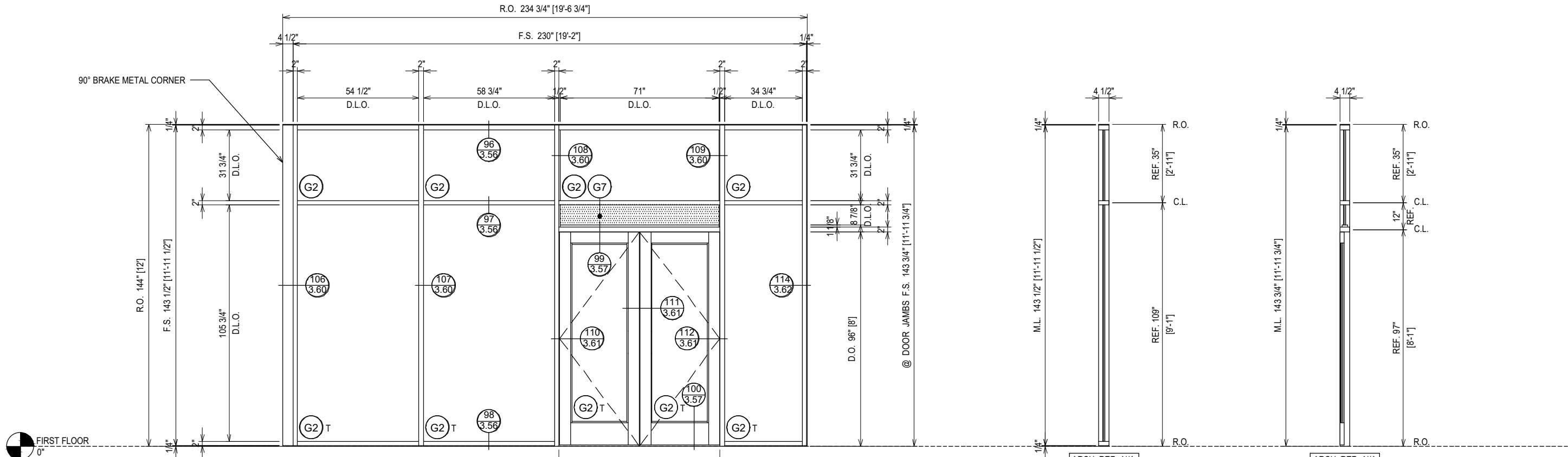
FLOOR PLANS ARE PROVIDED FOR OPENING TYPE LOCATION ONLY. REFER TO SPECIFIC MARK ELEVATIONS FOR SIZE REFERENCE DIMENSIONING, MULLION SPACING, ETC.

NO	DESCRIPTION	DATE
1ST	SUBMISSION	08.31.21

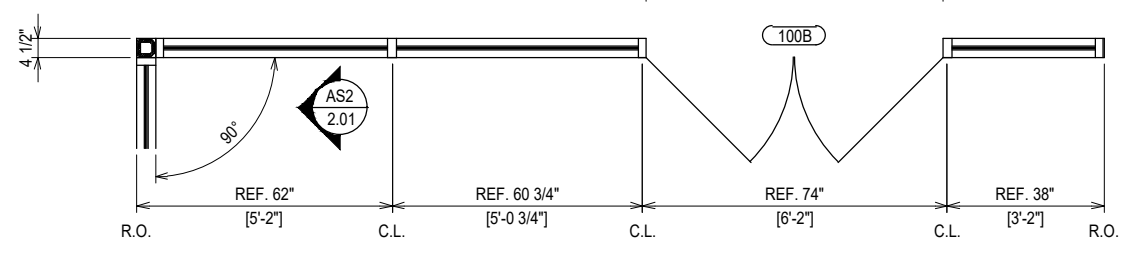
CLAYTON COMMERCIAL GLAZING  
 3210 US HIGHWAY 70W  
 SMITHFIELD, NC 27577  
 P: 919.550.4024

PROJECT: MOORE COUNTY COURTHOUSE  
 LOCATION: CARTHAGE, NC

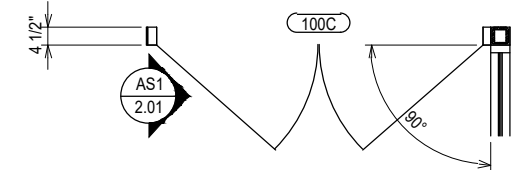
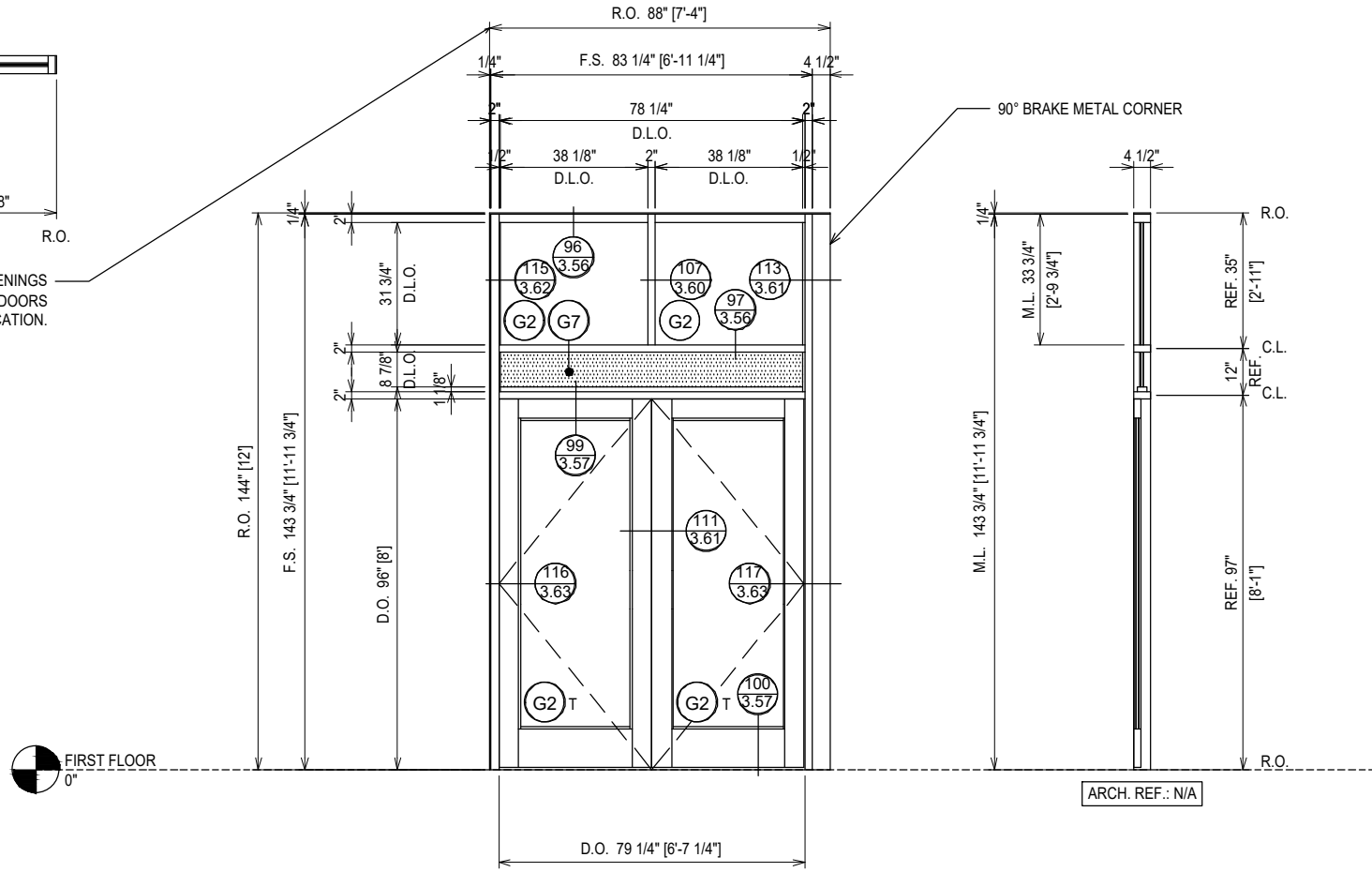
DRAWN BY:	DATE:
RA	08.31.21
CHECKED BY:	DATE:
WS	08.31.21
JOB NO.:	



**ELEVATION AS1**  
 SCALE: 1/4" = 1'-0"  
 KAWNEER TRIFAB VG 451 - 2" X 4 1/2"  
 INTERIOR STOREFRONT  
 1" INSULATED GLASS (CENTER SET)  
 QUANTITY: 1



GC: PLEASE COORDINATE THE ROUGH OPENINGS TO THESE SHOP DRAWINGS. PRE MANUFACTURED DOORS DO NOT ALLOW FOR ADJUSTMENT AFTER FABRICATION.



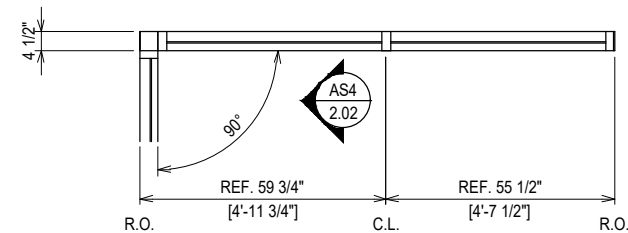
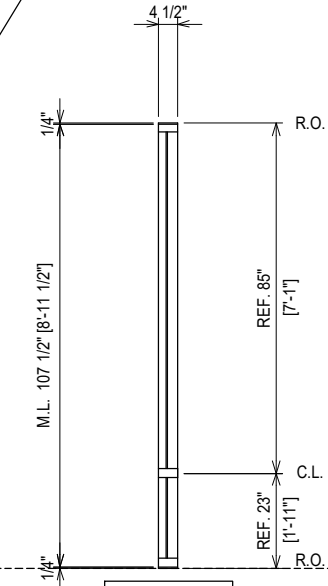
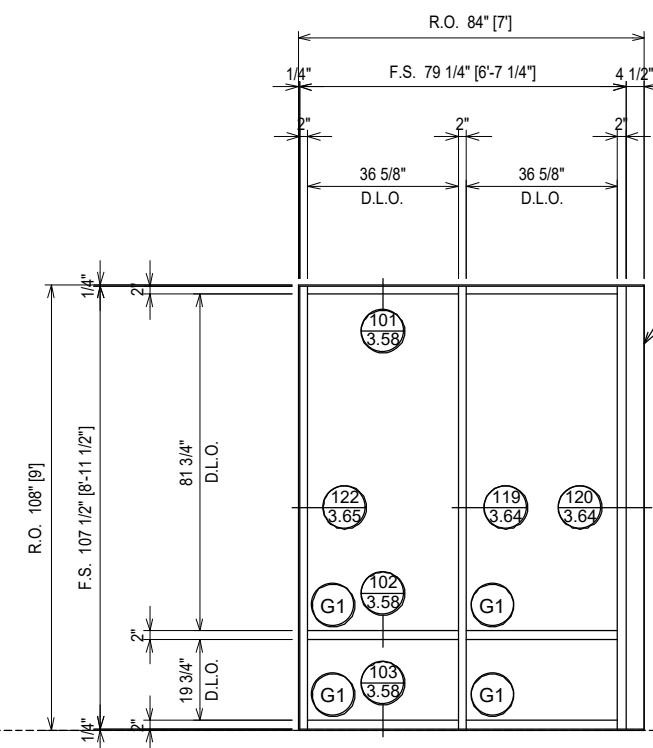
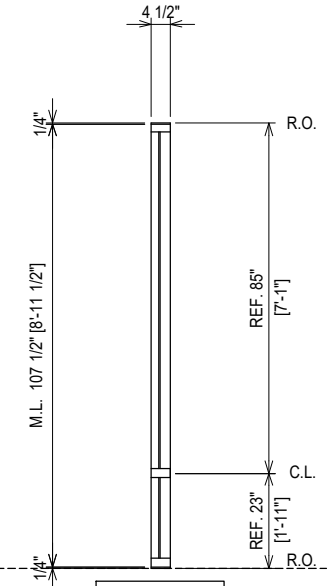
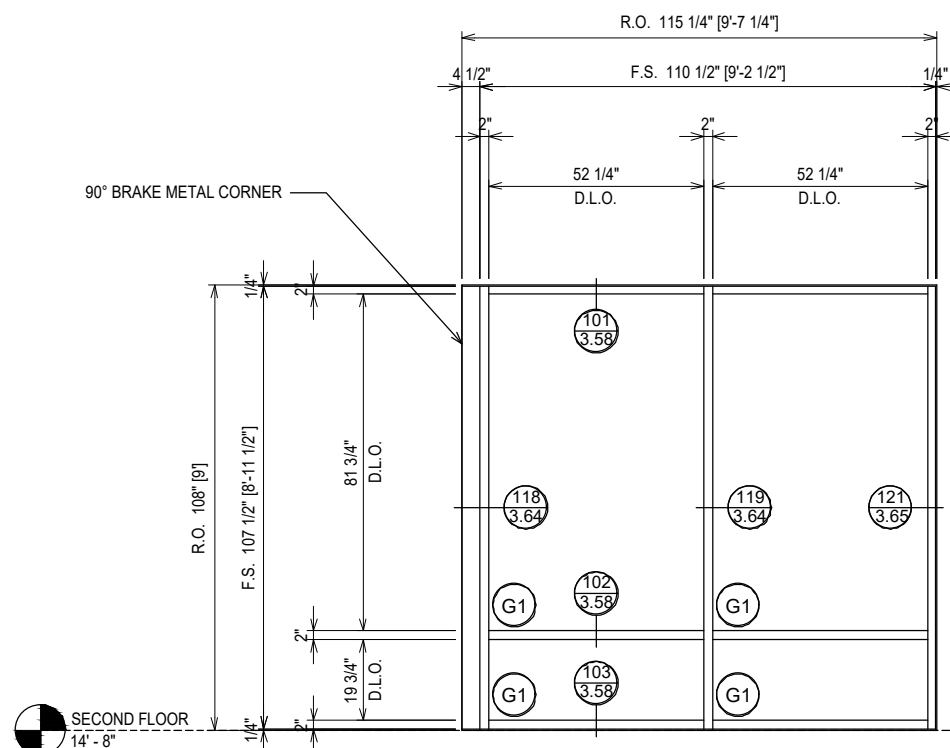
**ELEVATION AS2**  
 SCALE: 1/4" = 1'-0"  
 KAWNEER TRIFAB VG 451 - 2" X 4 1/2"  
 INTERIOR STOREFRONT  
 1" INSULATED GLASS (CENTER SET)  
 QUANTITY: 1

ERECTOR / G.C. NOTE:  
 PLEASE FIELD VERIFY ALL DIMENSIONS

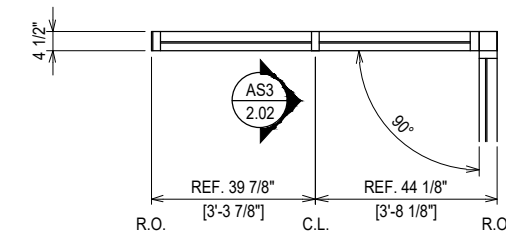
PROJECT:	MOORE COUNTY COURTHOUSE
LOCATION:	CARTHAGE, NC
NO	NO
DESCRIPTION	1ST SUBMISSION
DRAWING SUBMISSION	DATE
	08.31.21

CLAYTON COMMERCIAL GLAZING  
 3210 US HIGHWAY 70W  
 SMITHFIELD, NC 27577  
 P: 919.550.4024

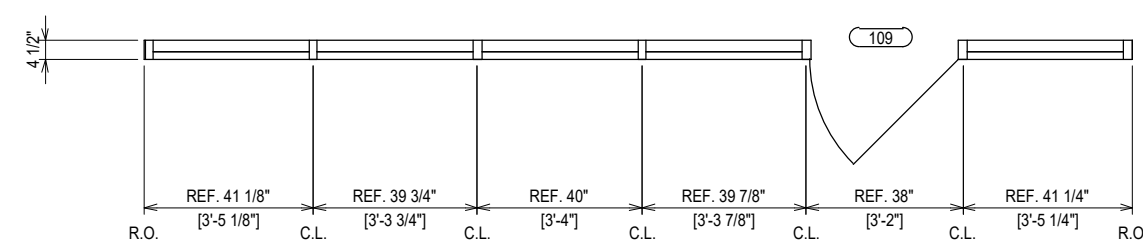
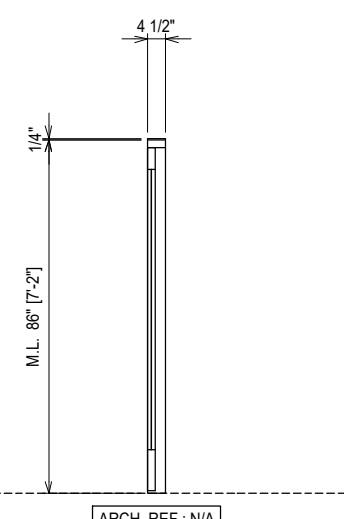
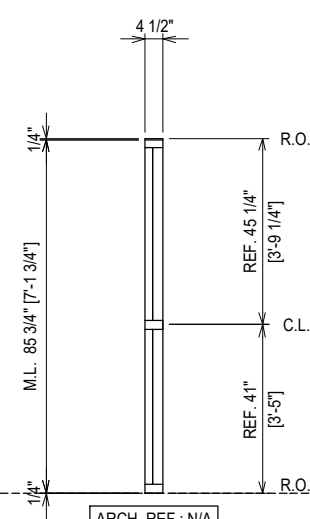
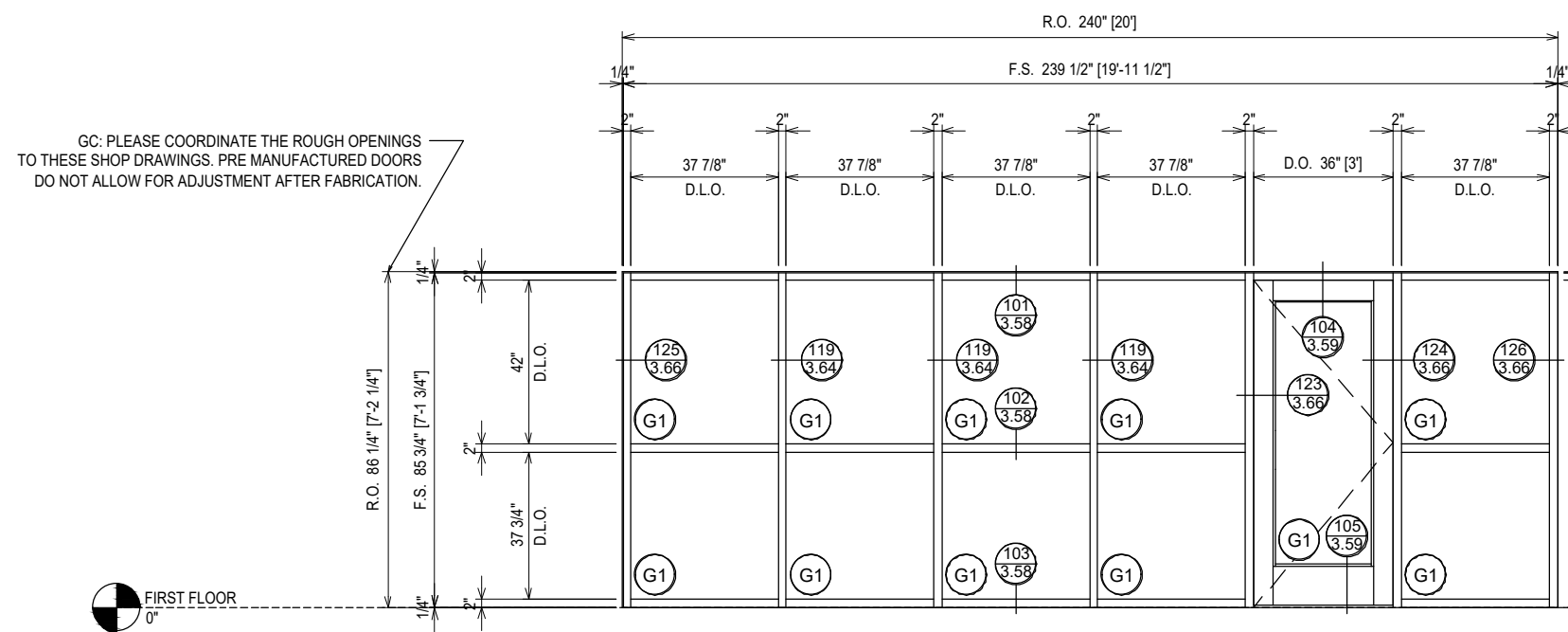
DRAWN BY:	RA	DATE:	08.31.21
CHECKED BY:	WS	DATE:	08.31.21
JOB NO.:	2.01		



**ELEVATION AS3**  
 SCALE: 1/4" = 1'-0"  
 KAWNEER TRIFAB VG 451 - 2" X 4 1/2"  
 INTERIOR STOREFRONT  
 1/4" TEMPERED GLASS (CENTER SET)  
 QUANTITY: 1



**ELEVATION AS4**  
 SCALE: 1/4" = 1'-0"  
 KAWNEER TRIFAB VG 451 - 2" X 4 1/2"  
 INTERIOR STOREFRONT  
 1/4" TEMPERED GLASS (CENTER SET)  
 QUANTITY: 1



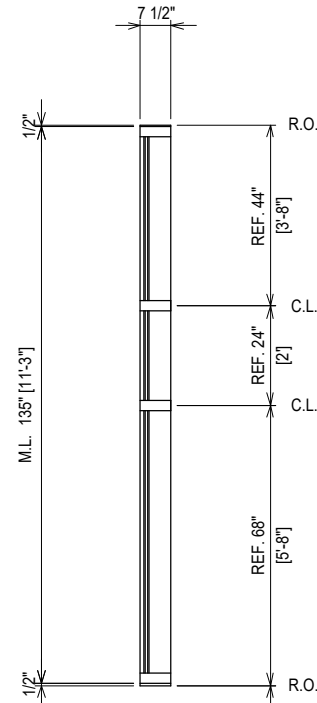
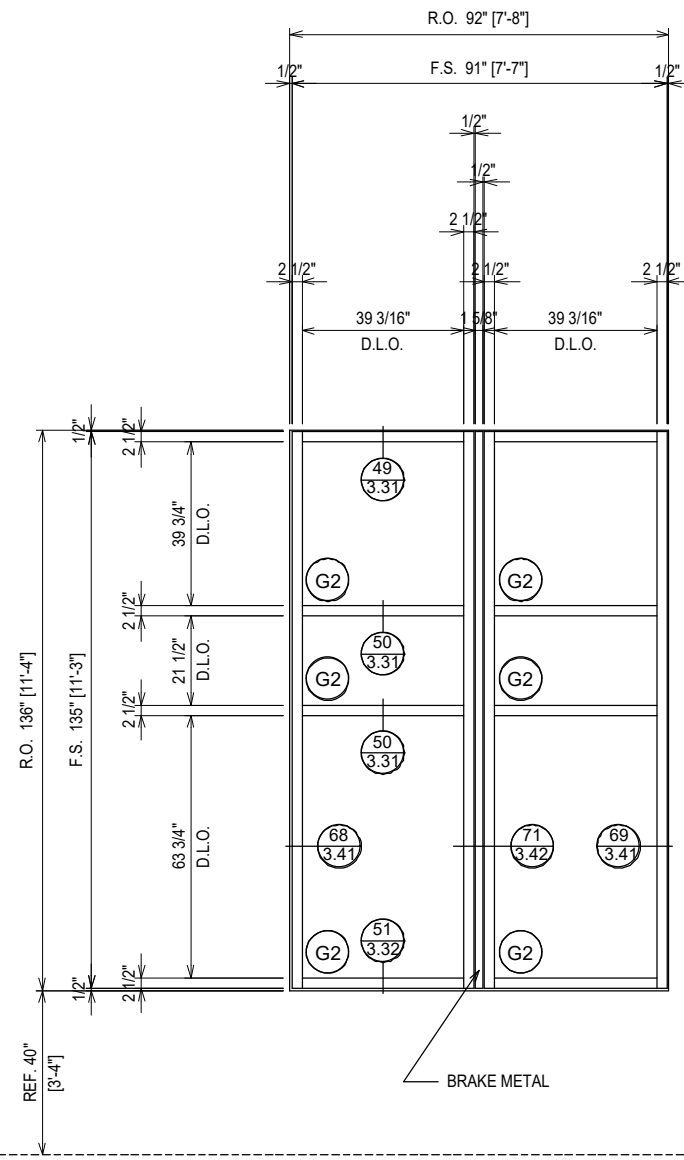
**ELEVATION AS5**  
 SCALE: 1/4" = 1'-0"  
 KAWNEER TRIFAB VG 451 - 2" X 4 1/2"  
 INTERIOR STOREFRONT  
 1/4" TEMPERED GLASS (CENTER SET)  
 QUANTITY: 1

**ERECTOR / G.C. NOTE:**  
 PLEASE FIELD VERIFY ALL DIMENSIONS

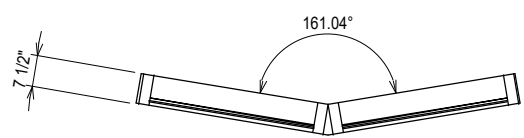
PROJECT: MOORE COUNTY COURTHOUSE		DATE: 08.31.21	
LOCATION: CARTHAGE, NC		CHECKED BY: WS	
		DATE: 08.31.21	
		JOB NO.:	
		NO	
		DESCRIPTION	
		DRAWING SUBMISSION	
		1ST SUBMISSION	
		NO	
		DATE	
		08.31.21	
<b>CLAYTON COMMERCIAL GLAZING</b> <b>3210 US HIGHWAY 70W</b> <b>SMITHFIELD, NC 27577</b> <b>P: 919.550.4024</b>			
<b>2.02</b>			



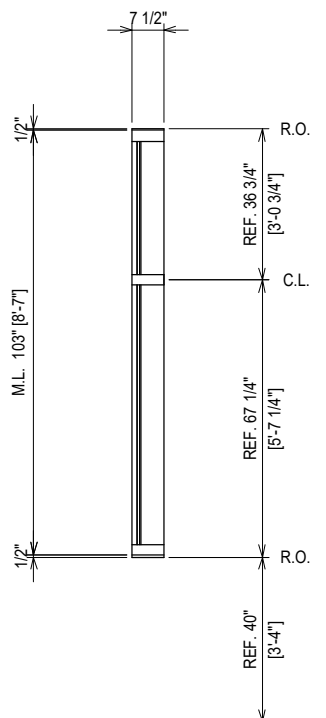
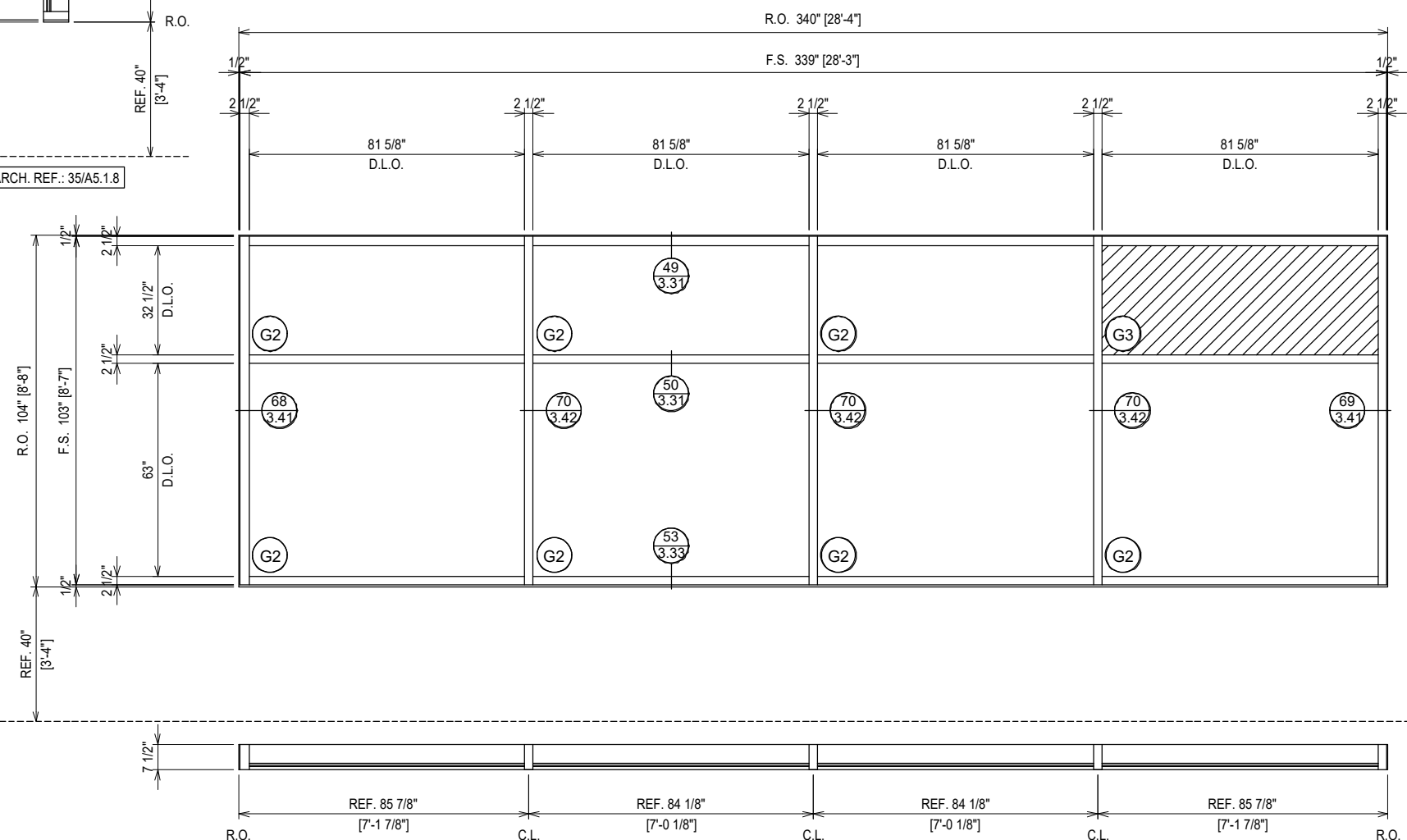
FLATTENED FOR CLARITY



**ELEVATION AS7**  
SCALE: 1/4" = 1'-0"  
KAWNEER 1600 SYS. 1 - 2 1/2" X 7 1/2"  
EXTERIOR CURTAIN WALL  
1" INSULATED GLASS (FRONT SET)  
QUANTITY: 1



**ELEVATION AS8**  
SCALE: 1/4" = 1'-0"  
KAWNEER 1600 SYS. 1 - 2 1/2" X 7 1/2"  
EXTERIOR CURTAIN WALL  
1" INSULATED GLASS (FRONT SET)  
QUANTITY: 1



ARCH. REF.: 33/A5.1.8

**ERECTOR / G.C. NOTE:**  
PLEASE FIELD VERIFY ALL DIMENSIONS

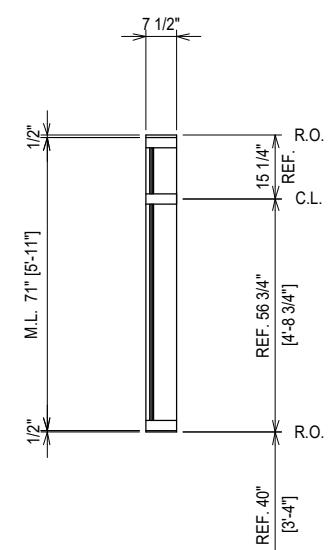
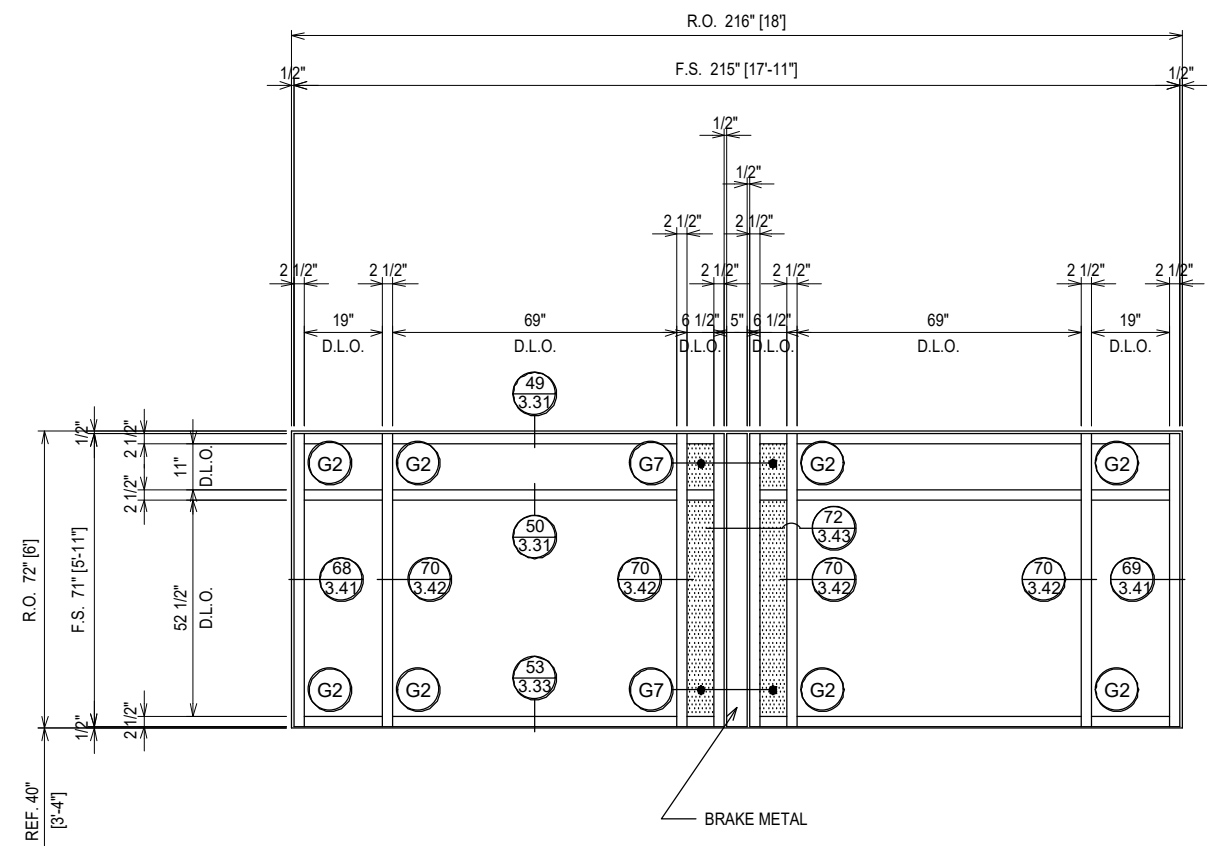
NO	DESCRIPTION	DATE
1ST	SUBMISSION	08.31.21

**CLAYTON COMMERCIAL GLAZING**  
3210 US HIGHWAY 70W  
SMITHFIELD, NC 27577  
P: 919.550.4024

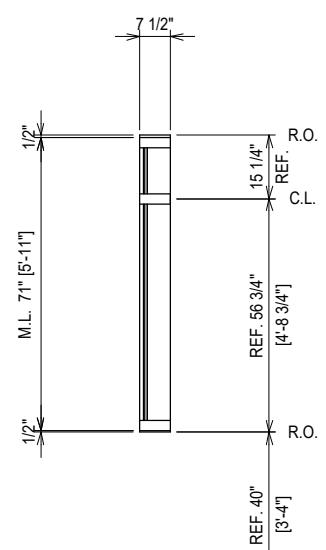
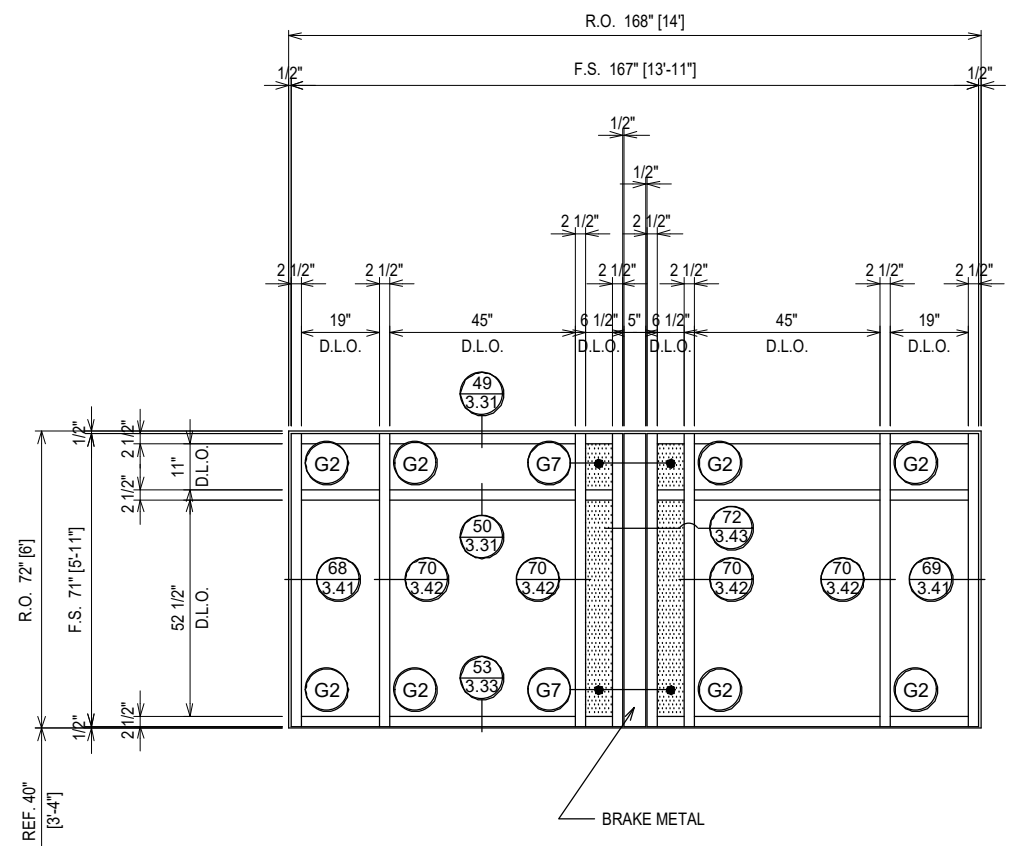
PROJECT:	MOORE COUNTY COURTHOUSE
LOCATION:	CARTHAGE, NC

DRAWN BY:	DATE:
RA	08.31.21
CHECKED BY:	DATE:
WS	08.31.21
JOB NO.:	

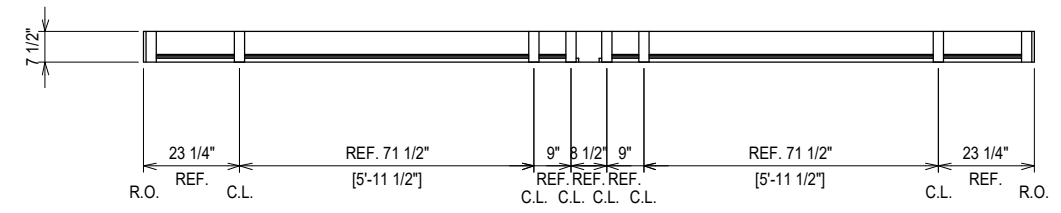
THIRD FLOOR  
30' - 8"



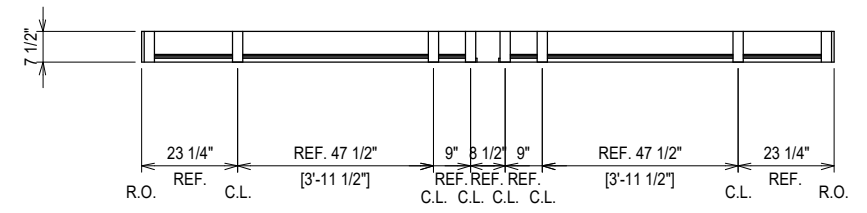
ARCH. REF.: 4/A5.1.2



ARCH. REF.: 16/A5.1.5



**ELEVATION AS9**  
SCALE: 1/4" = 1'-0"  
KAWNEER 1600 SYS. 1 - 2 1/2" X 7 1/2"  
EXTERIOR CURTAIN WALL  
1" INSULATED GLASS (FRONT SET)  
QUANTITY: 1



**ELEVATION AS10**  
SCALE: 1/4" = 1'-0"  
KAWNEER 1600 SYS. 1 - 2 1/2" X 7 1/2"  
EXTERIOR CURTAIN WALL  
1" INSULATED GLASS (FRONT SET)  
QUANTITY: 15

NO	DESCRIPTION	DATE
1	1ST SUBMISSION	08.31.21

CLAYTON COMMERCIAL GLAZING  
3210 US HIGHWAY 70W  
SMITHFIELD, NC 27577  
P: 919.550.4024

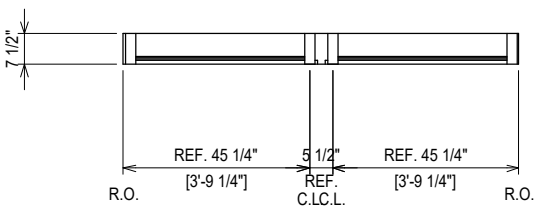
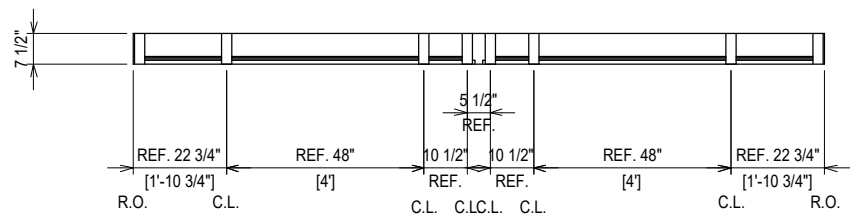
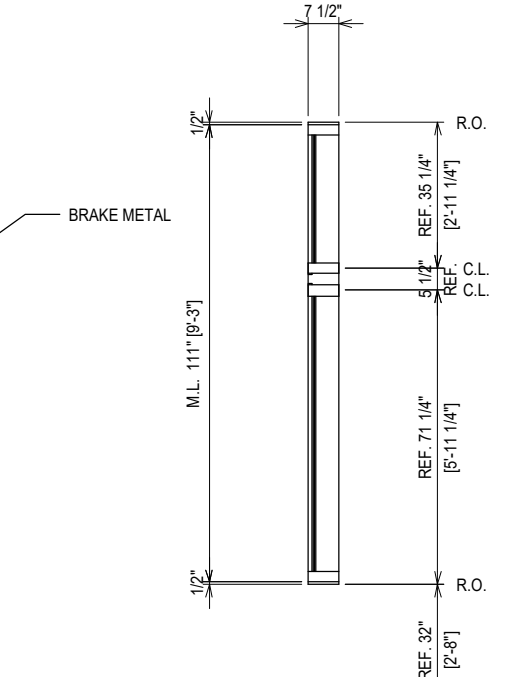
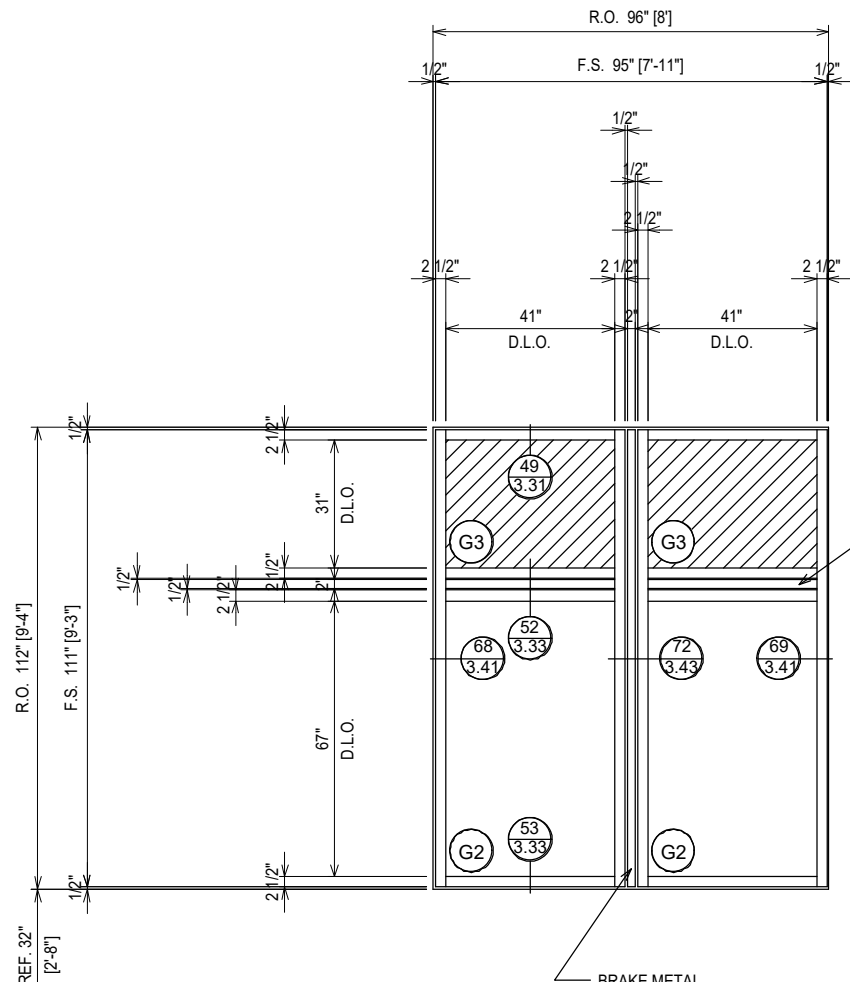
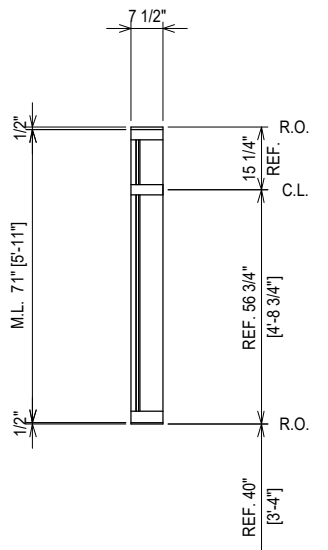
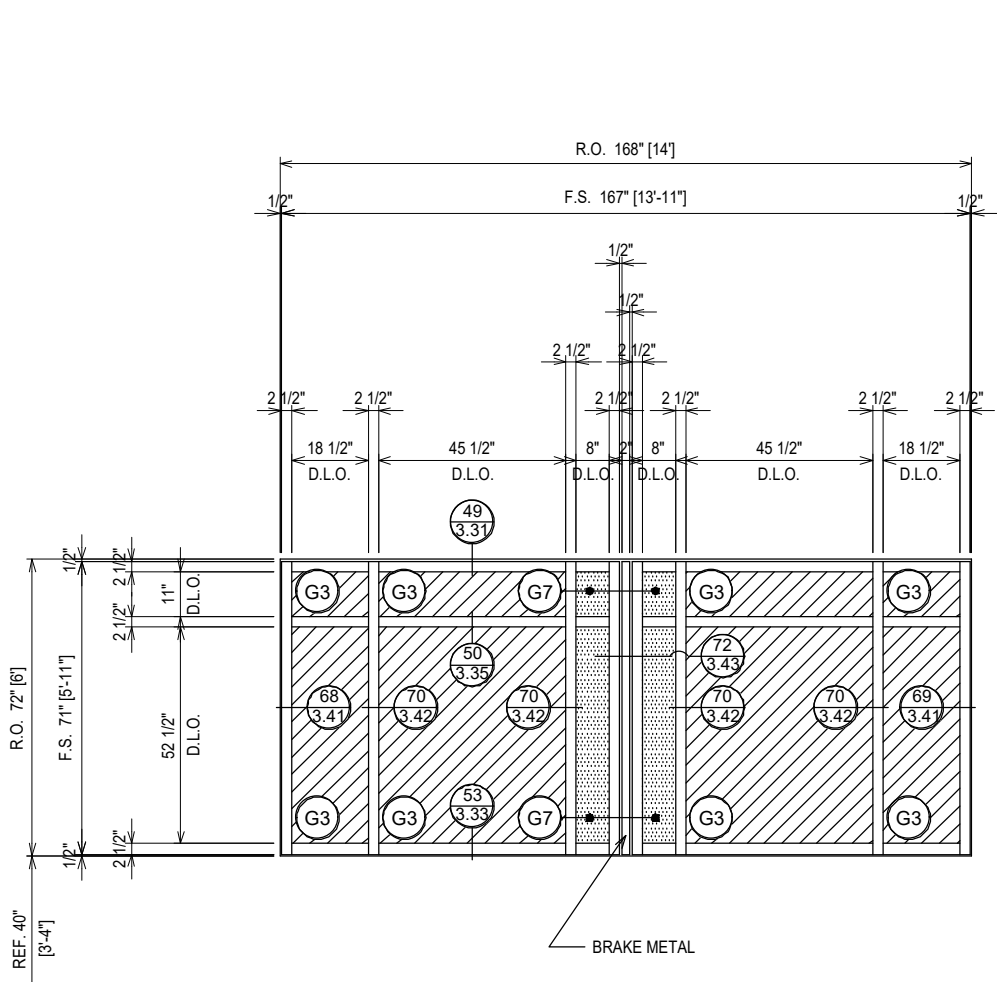
PROJECT: MOORE COUNTY COURTHOUSE  
LOCATION: CARTHAGE, NC

DRAWN BY:	DATE:
RA	08.31.21
CHECKED BY:	DATE:
WS	08.31.21
JOB NO.:	

ERECTOR / G.C. NOTE:  
PLEASE FIELD VERIFY ALL DIMENSIONS

THIRD FLOOR  
30' - 8"

4TH FLOOR  
46' - 8"



**ELEVATION AS11**  
SCALE: 1/4" = 1'-0"  
KAWNEER 1600 SYS. 1 - 2 1/2" X 7 1/2"  
EXTERIOR CURTAIN WALL  
1" INSULATED GLASS (FRONT SET)  
QUANTITY: 1

**ELEVATION AS12**  
SCALE: 1/4" = 1'-0"  
KAWNEER 1600 SYS. 1 - 2 1/2" X 7 1/2"  
EXTERIOR CURTAIN WALL  
1" INSULATED GLASS (FRONT SET)  
QUANTITY: 2

ARCH. REF.: 23/A5.1.6

ARCH. REF.: 2/A5.1.2

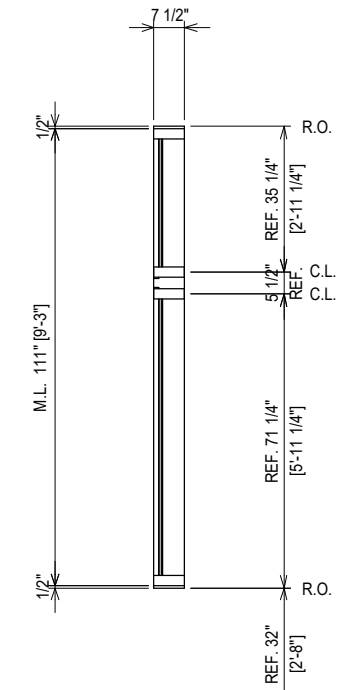
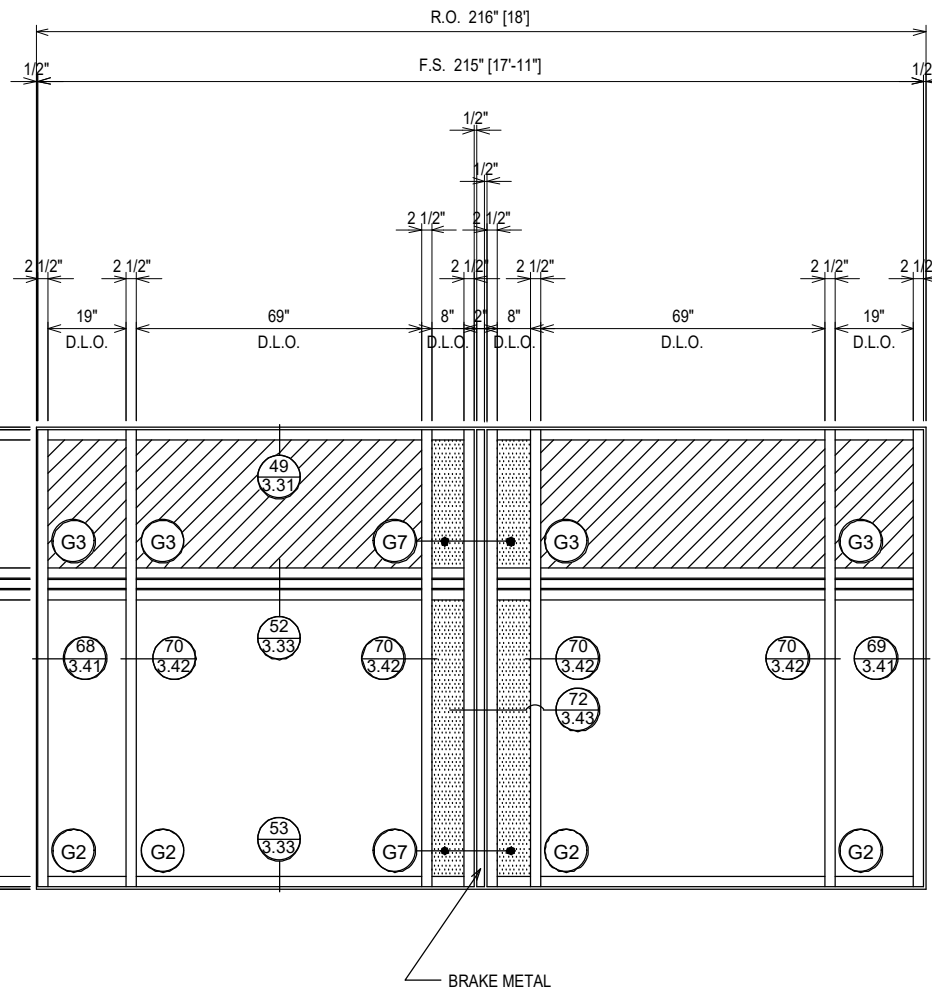
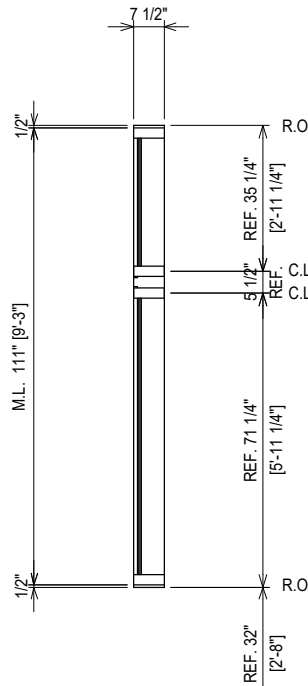
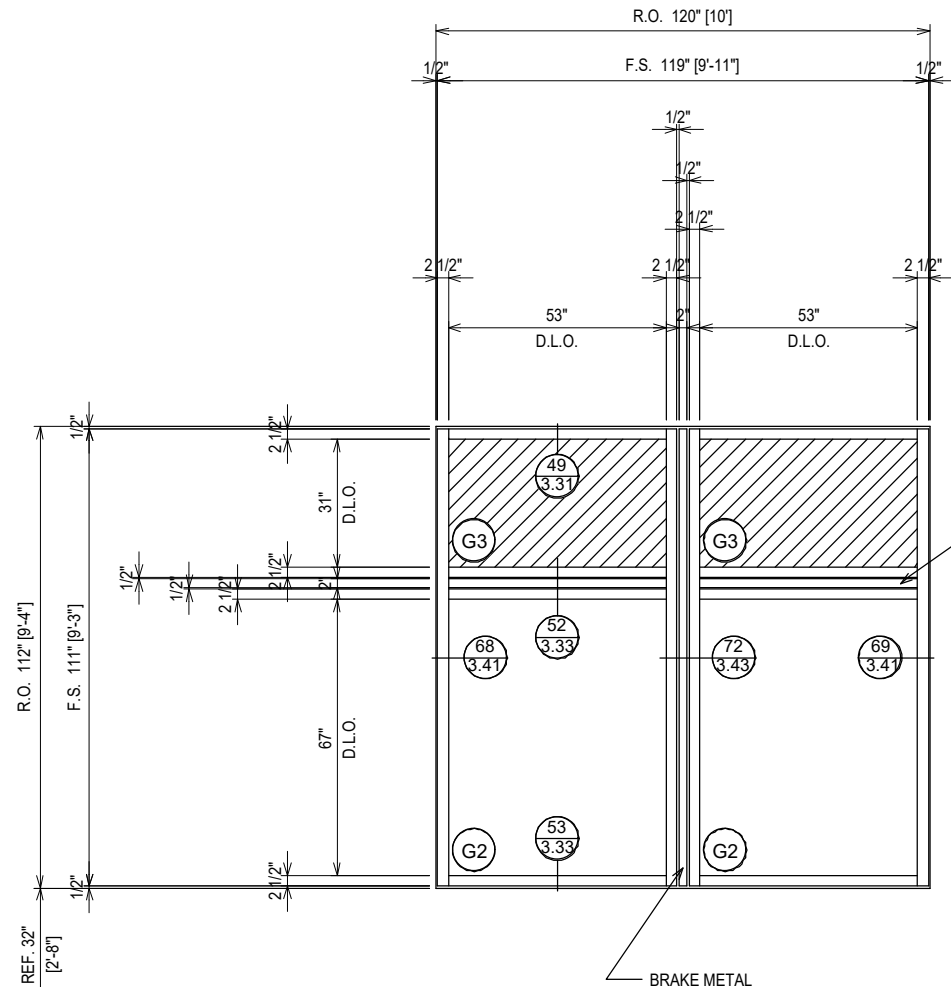
ERECTOR / G.C. NOTE:  
PLEASE FIELD VERIFY ALL DIMENSIONS

NO	DESCRIPTION	DATE
1ST	SUBMISSION	08.31.21

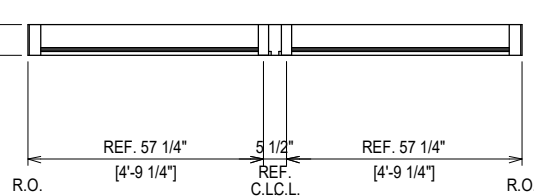
CLAYTON COMMERCIAL GLAZING  
3210 US HIGHWAY 70W  
SMITHFIELD, NC 27577  
P: 919.550.4024

PROJECT: MOORE COUNTY COURTHOUSE  
LOCATION: CARTHAGE, NC

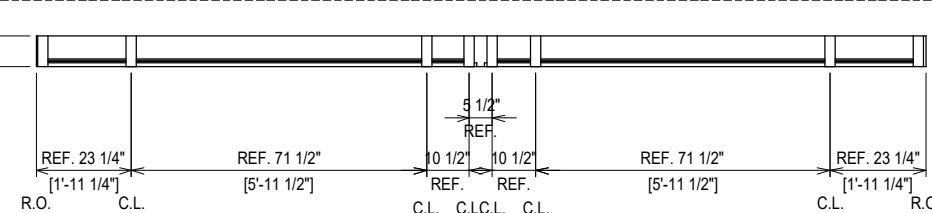
DRAWN BY:	DATE:
RA	08.31.21
CHECKED BY:	DATE:
WS	08.31.21
JOB NO.:	



**ELEVATION AS13**  
 SCALE: 1/4" = 1'-0"  
 KAWNEER 1600 SYS. 1 - 2 1/2" X 7 1/2"  
 EXTERIOR CURTAIN WALL  
 1" INSULATED GLASS (FRONT SET)  
 QUANTITY: 2



**ELEVATION AS14**  
 SCALE: 1/4" = 1'-0"  
 KAWNEER 1600 SYS. 1 - 2 1/2" X 7 1/2"  
 EXTERIOR CURTAIN WALL  
 1" INSULATED GLASS (FRONT SET)  
 QUANTITY: 1



ARCH. REF.: 4/A5.1.2

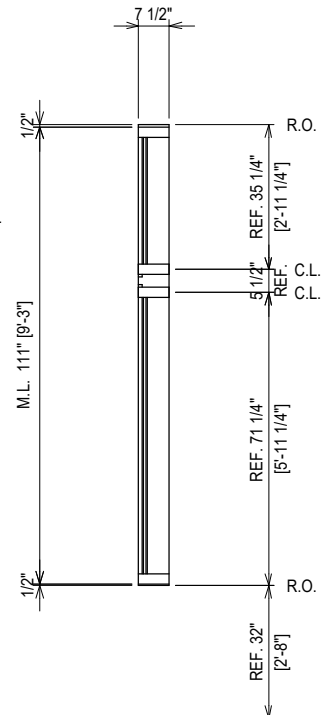
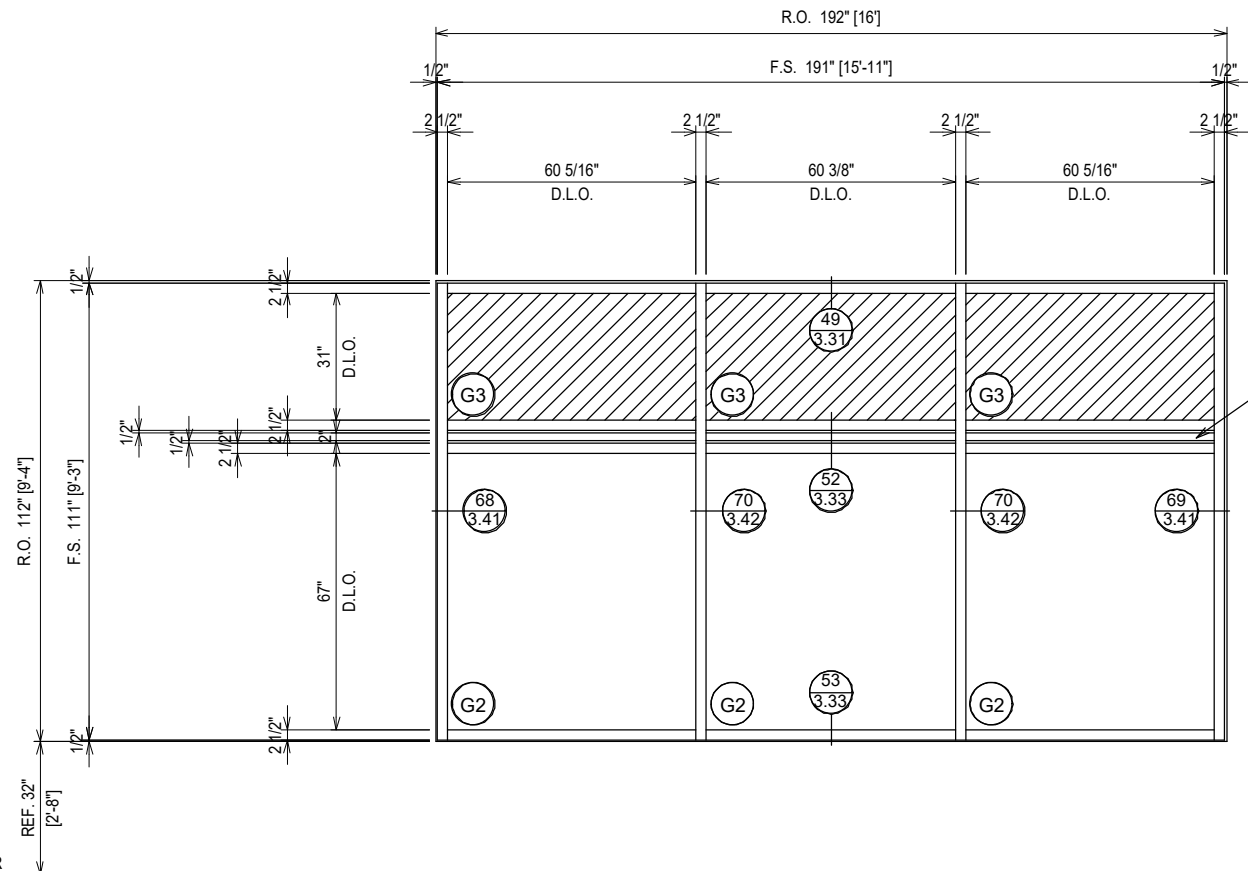
**ERECTOR / G.C. NOTE:**  
 PLEASE FIELD VERIFY ALL DIMENSIONS

NO.	DESCRIPTION	DATE
1ST SUBMISSION		08.31.21

**CLAYTON COMMERCIAL GLAZING**  
 3210 US HIGHWAY 70W  
 SMITHFIELD, NC 27577  
 P: 919.550.4024

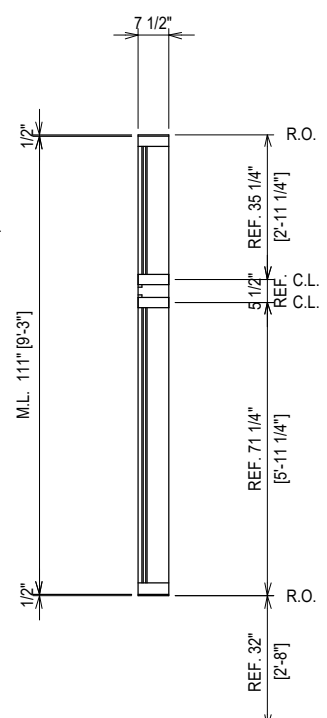
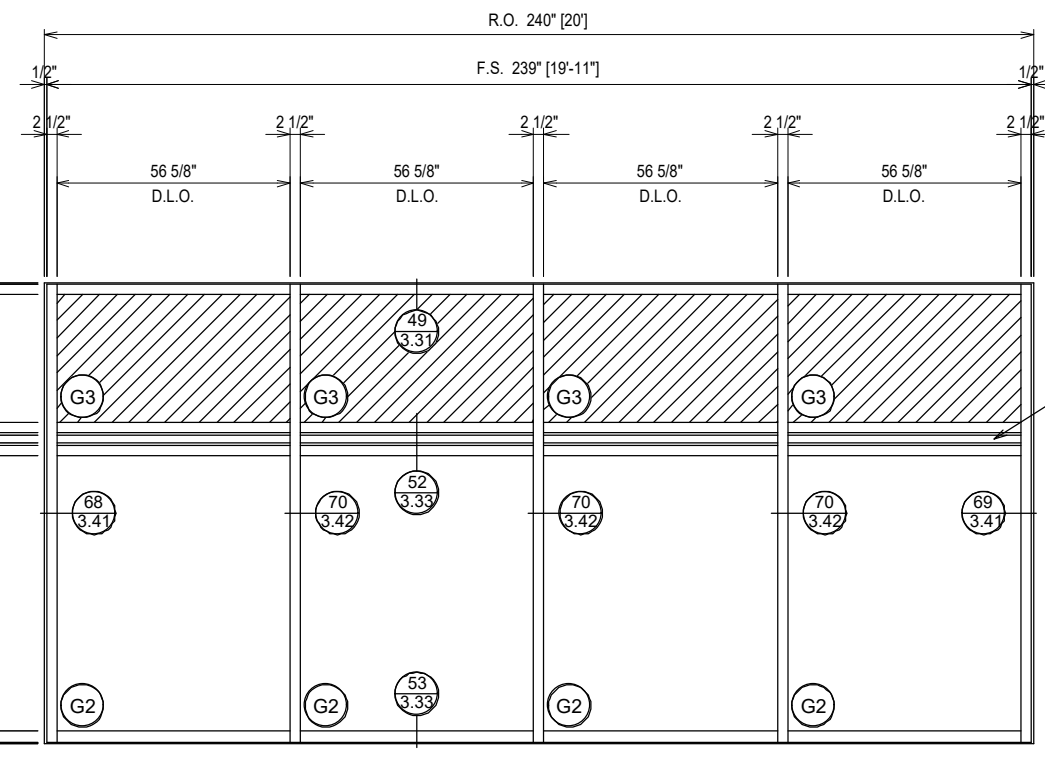
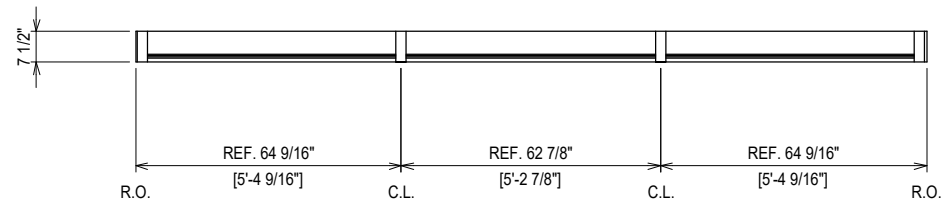
PROJECT: MOORE COUNTY COURTHOUSE  
 LOCATION: CARTHAGE, NC

DRAWN BY:	DATE:
RA	08.31.21
CHECKED BY:	DATE:
WS	08.31.21
JOB NO.:	

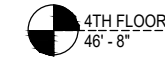


ARCH. REF.: 5A/A5.1.3

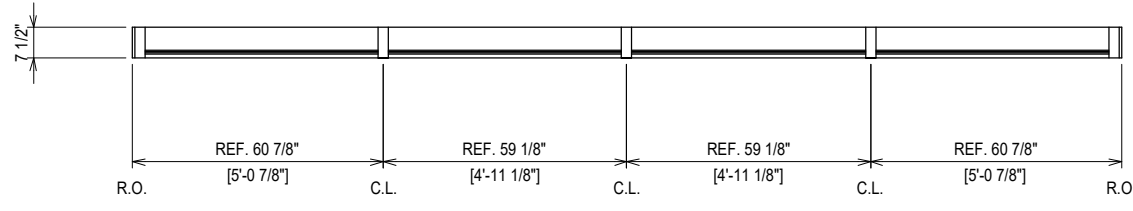
**ELEVATION AS15**  
 SCALE: 1/4" = 1'-0"  
 KAWNEER 1600 SYS. 1 - 2 1/2" X 7 1/2"  
 EXTERIOR CURTAIN WALL  
 1" INSULATED GLASS (FRONT SET)  
 QUANTITY: 2



ARCH. REF.: 5A/A5.1.3



**ELEVATION AS16**  
 SCALE: 1/4" = 1'-0"  
 KAWNEER 1600 SYS. 1 - 2 1/2" X 7 1/2"  
 EXTERIOR CURTAIN WALL  
 1" INSULATED GLASS (FRONT SET)  
 QUANTITY: 1



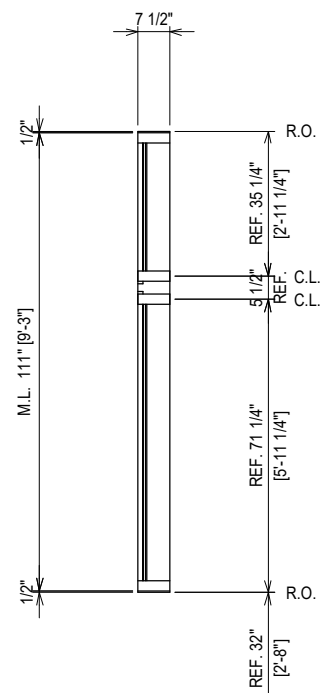
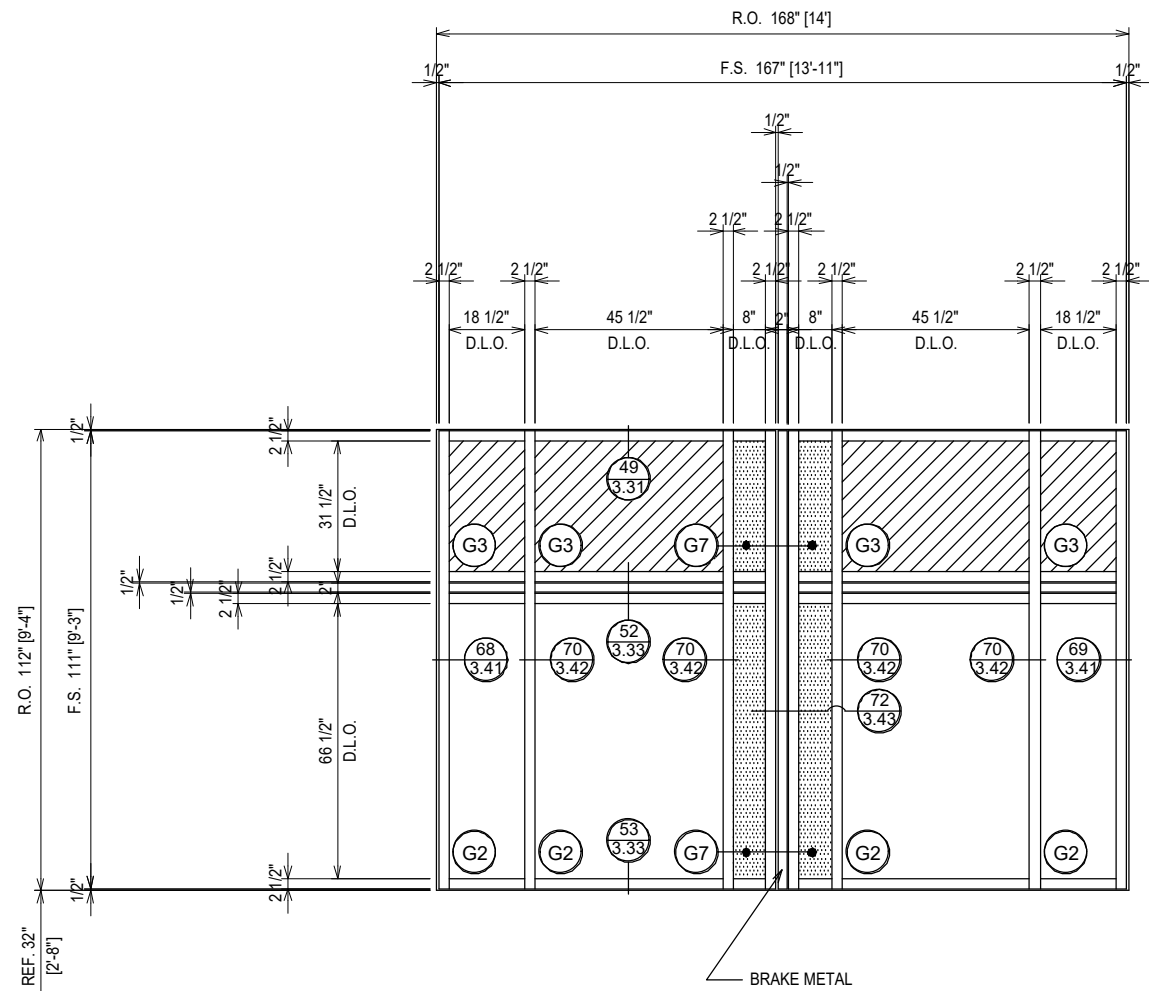
**ERECTOR / G.C. NOTE:**  
 PLEASE FIELD VERIFY ALL DIMENSIONS

NO	DESCRIPTION	DATE
1	1ST SUBMISSION	08.31.21

**CLAYTON COMMERCIAL GLAZING**  
 3210 US HIGHWAY 70W  
 SMITHFIELD, NC 27577  
 P: 919.550.4024

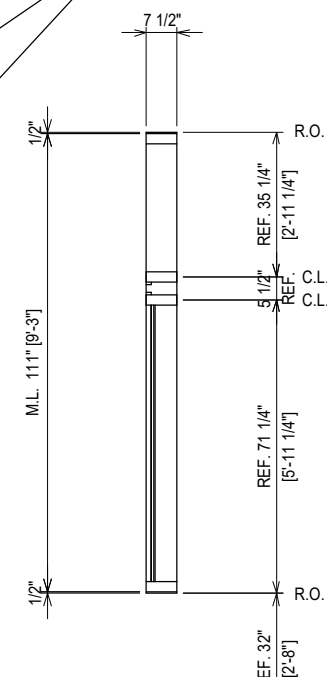
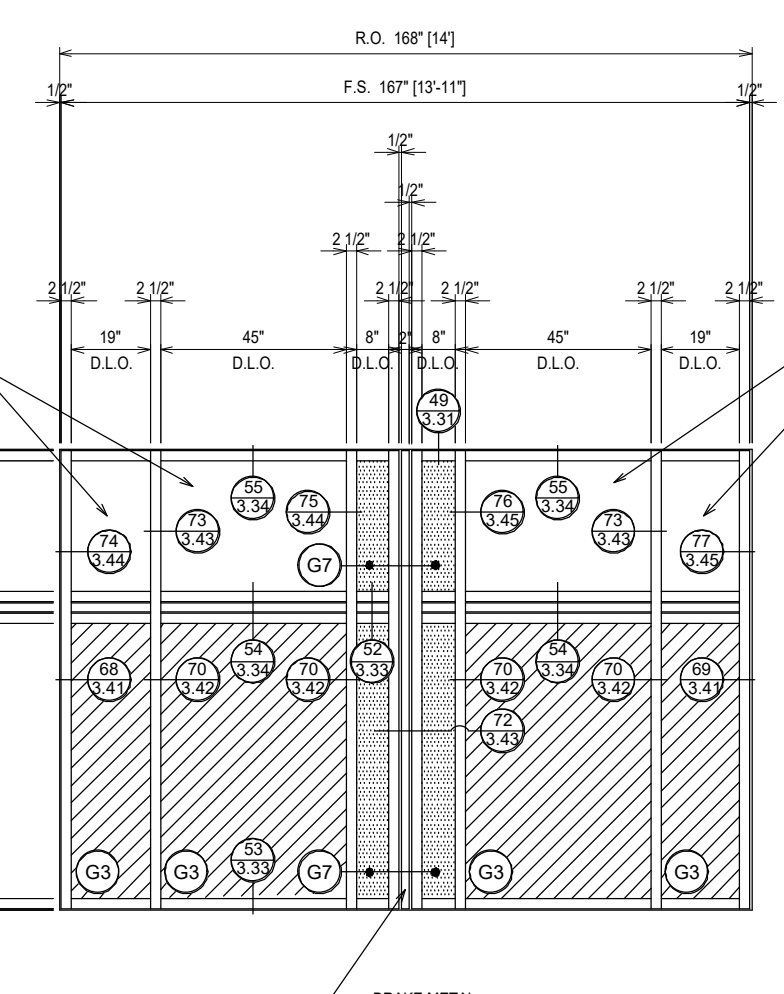
PROJECT: MOORE COUNTY COURTHOUSE  
 LOCATION: CARTHAGE, NC

DRAWN BY:	DATE:
RA	08.31.21
CHECKED BY:	DATE:
WS	08.31.21
JOB NO.:	



ARCH. REF.: 5A/A5.1.3

THESE BAYS LEFT OPEN FOR LOUVER INSTALLATION. SEE SEPARATE SUBMITTAL.

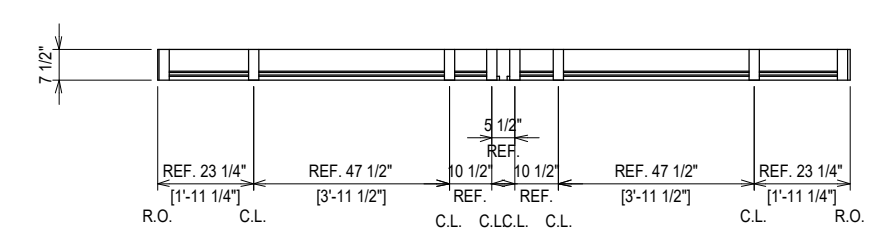


ARCH. REF.: 5A/A5.1.3

THESE BAYS LEFT OPEN FOR LOUVER INSTALLATION. SEE SEPARATE SUBMITTAL.

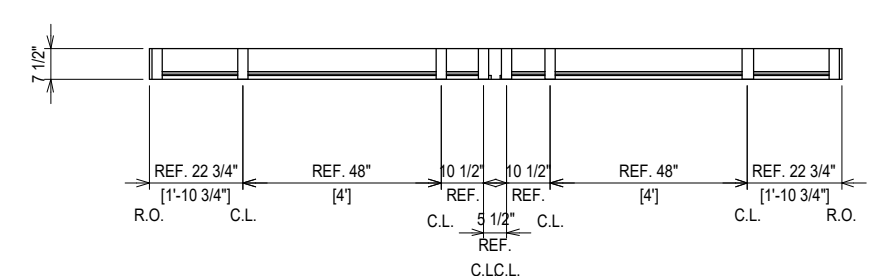
4TH FLOOR  
46' - 8"

**ELEVATION AS18**  
SCALE: 1/4" = 1'-0"  
KAWNEER 1600 SYS. 1 - 2 1/2" X 7 1/2"  
EXTERIOR CURTAIN WALL  
1" INSULATED GLASS (FRONT SET)  
QUANTITY: 1



**ERECTOR / G.C. NOTE:**  
PLEASE FIELD VERIFY ALL DIMENSIONS

**ELEVATION AS17**  
SCALE: 1/4" = 1'-0"  
KAWNEER 1600 SYS. 1 - 2 1/2" X 7 1/2"  
EXTERIOR CURTAIN WALL  
1" INSULATED GLASS (FRONT SET)  
QUANTITY: 12



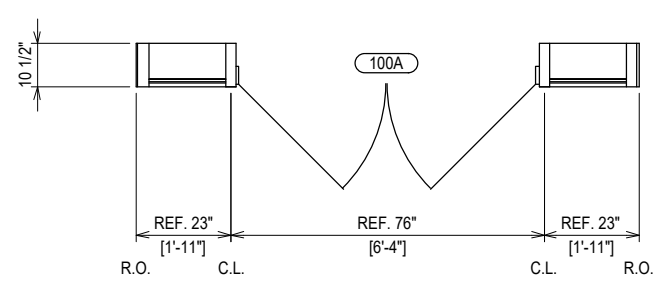
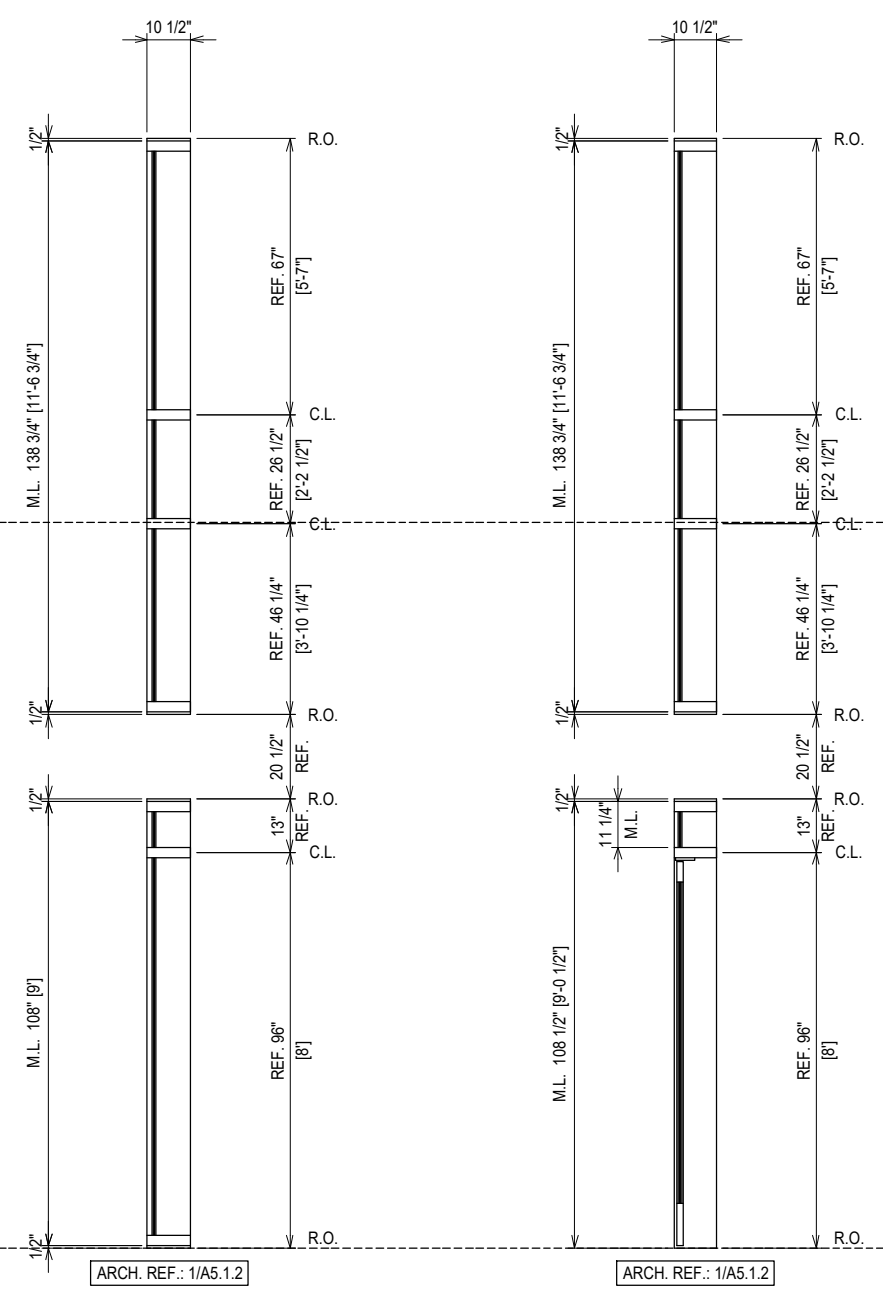
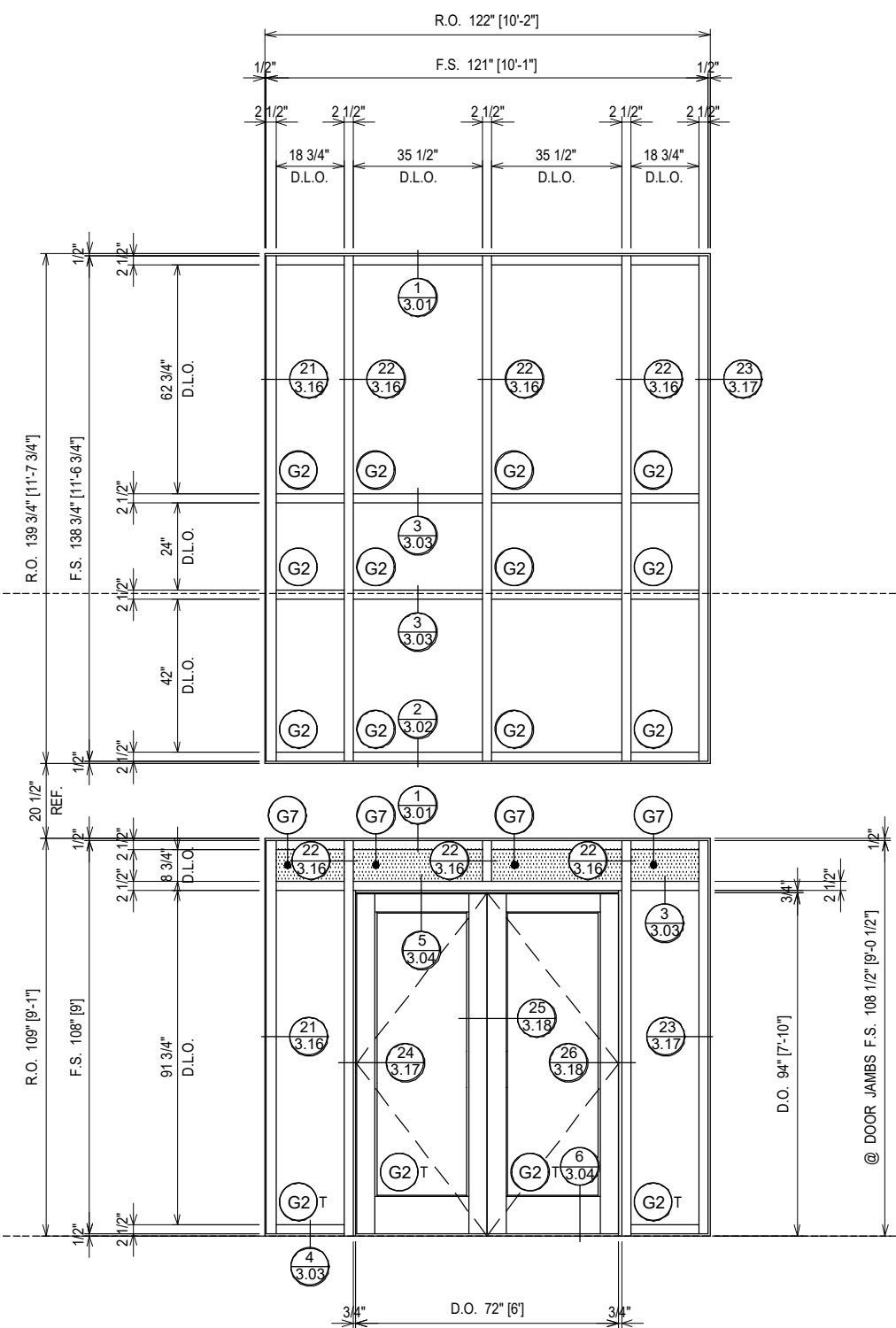
PROJECT:	MOORE COUNTY COURTHOUSE	
LOCATION:	CARTHAGE, NC	
NO	DESCRIPTION	DATE
1ST SUBMISSION		08.31.21
NO	DRAWING SUBMISSION	

CLAYTON COMMERCIAL GLAZING  
3210 US HIGHWAY 70W  
SMITHFIELD, NC 27577  
P: 919.550.4024

DRAWN BY: RA DATE: 08.31.21  
CHECKED BY: WS DATE: 08.31.21  
JOB NO.:

SECOND FLOOR  
14'-8"

FIRST FLOOR  
0"



**ELEVATION CW1A**  
 SCALE: 1/4" = 1'-0"  
 KAWNEER 1600 SYS. 1 - 2 1/2" X 10 1/2"  
 EXTERIOR CURTAIN WALL  
 1" INSULATED GLASS (FRONT SET)  
 QUANTITY: 1

ERECTOR / G.C. NOTE:  
PLEASE FIELD VERIFY ALL DIMENSIONS

PROJECT:	MOORE COUNTY COURTHOUSE	
LOCATION:	CARTHAGE, NC	
NO	DESCRIPTION	DATE
1	1ST SUBMISSION	08.31.21
2		
3		
4		
5		
6		
7		
8		
9		
10		
11		
12		
13		
14		
15		
16		
17		
18		
19		
20		
21		
22		
23		
24		
25		
26		
27		
28		
29		
30		
31		
32		
33		
34		
35		
36		
37		
38		
39		
40		
41		
42		
43		
44		
45		
46		
47		
48		
49		
50		
51		
52		
53		
54		
55		
56		
57		
58		
59		
60		
61		
62		
63		
64		
65		
66		
67		
68		
69		
70		
71		
72		
73		
74		
75		
76		
77		
78		
79		
80		
81		
82		
83		
84		
85		
86		
87		
88		
89		
90		
91		
92		
93		
94		
95		
96		
97		
98		
99		
100		

CLAYTON COMMERCIAL GLAZING  
 3210 US HIGHWAY 70W  
 SMITHFIELD, NC 27577  
 P: 919.550.4024

DRAWN BY: RA DATE: 08.31.21  
 CHECKED BY: WS DATE: 08.31.21  
 JOB NO.:

2.09

NO	DESCRIPTION	DRAWING SUBMISSION
1ST	SUBMISSION	08.31.21
	DATE	

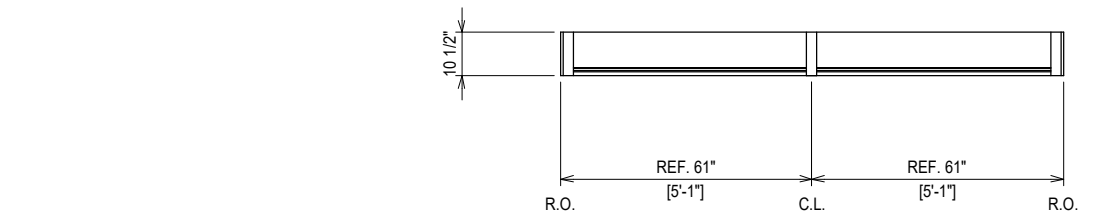
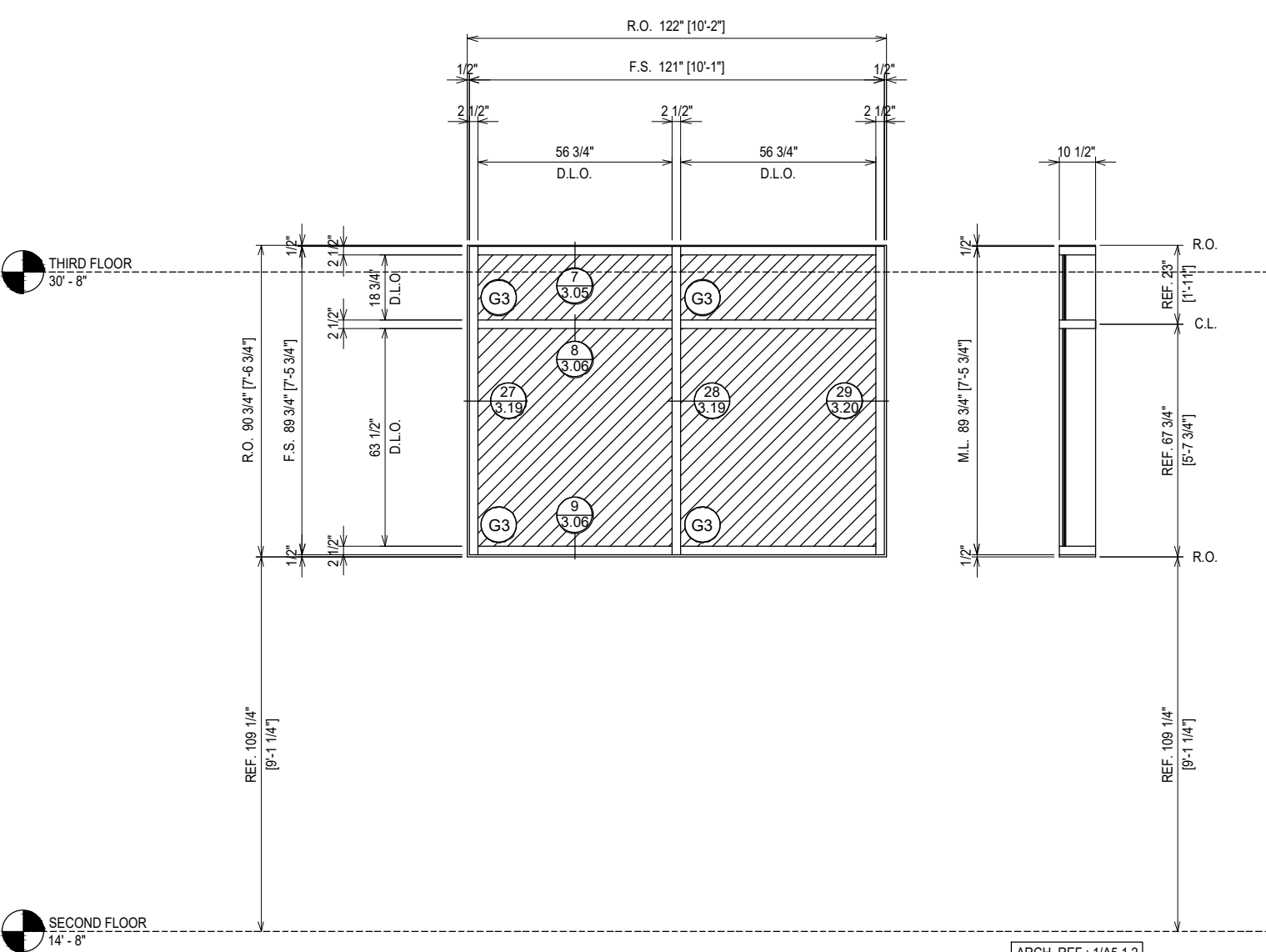
CLAYTON COMMERCIAL GLAZING  
 3210 US HIGHWAY 70W  
 SMITHFIELD, NC 27577  
 P: 919.550.4024

PROJECT: MOORE COUNTY COURTHOUSE  
 LOCATION: CARTHAGE, NC

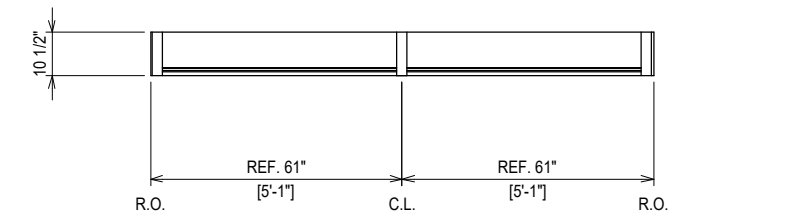
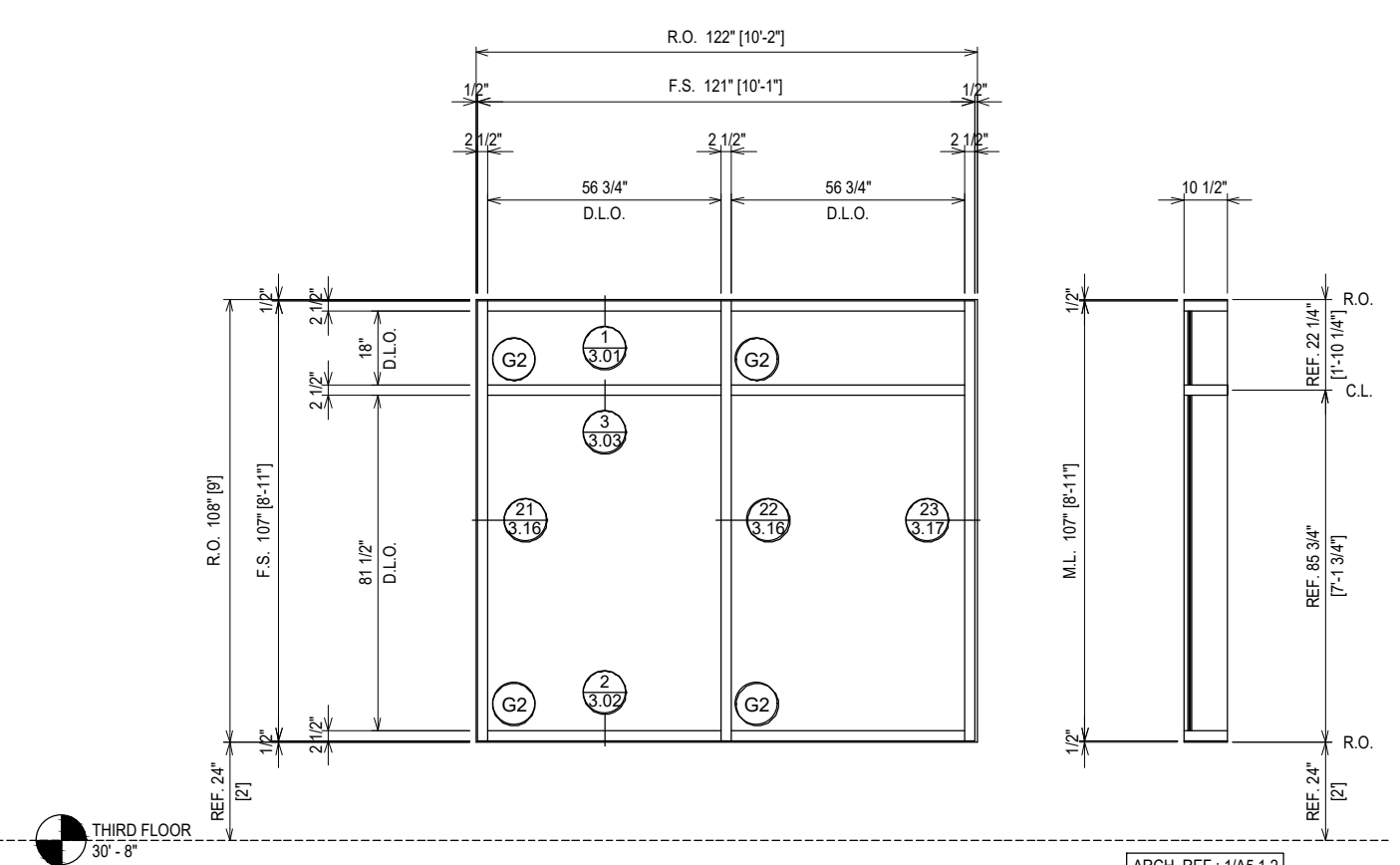
DRAWN BY:	DATE:
RA	08.31.21
CHECKED BY:	DATE:
WS	08.31.21
JOB NO.:	

ERECTOR / G.C. NOTE:  
 PLEASE FIELD VERIFY ALL DIMENSIONS

2.10



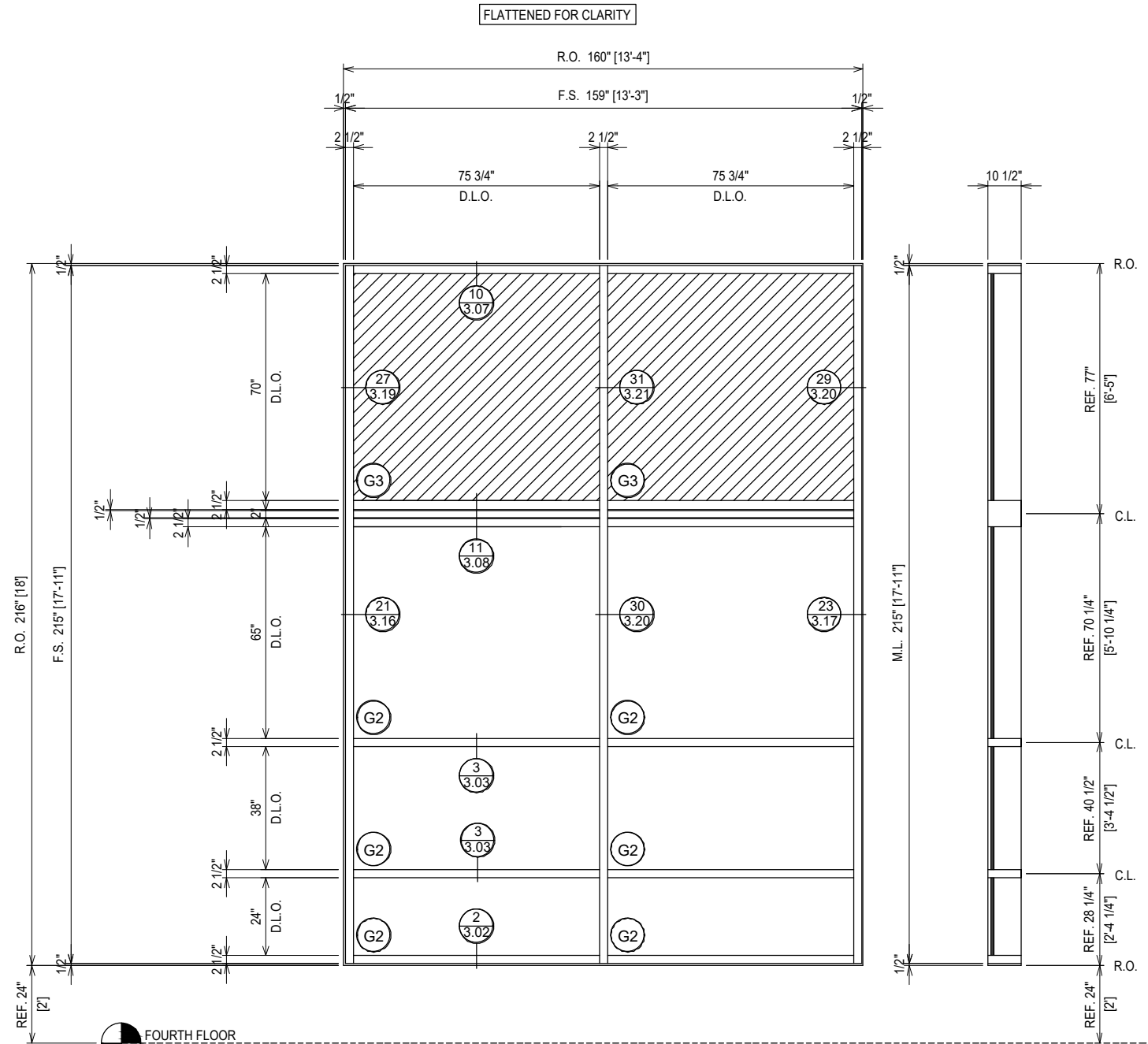
**ELEVATION CW1B**  
 SCALE: 1/4" = 1'-0"  
 KAWNEER 1600 SYS. 1 - 2 1/2" X 10 1/2"  
 EXTERIOR CURTAIN WALL  
 1" INSULATED GLASS (FRONT SET)  
 QUANTITY: 1



**ELEVATION CW1C**  
 SCALE: 1/4" = 1'-0"  
 KAWNEER 1600 SYS. 1 - 2 1/2" X 10 1/2"  
 EXTERIOR CURTAIN WALL  
 1" INSULATED GLASS (FRONT SET)  
 QUANTITY: 1

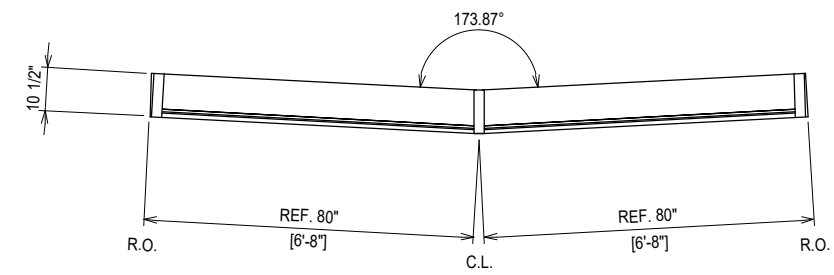
ERECTOR / G.C. NOTE:  
 PLEASE FIELD VERIFY ALL DIMENSIONS



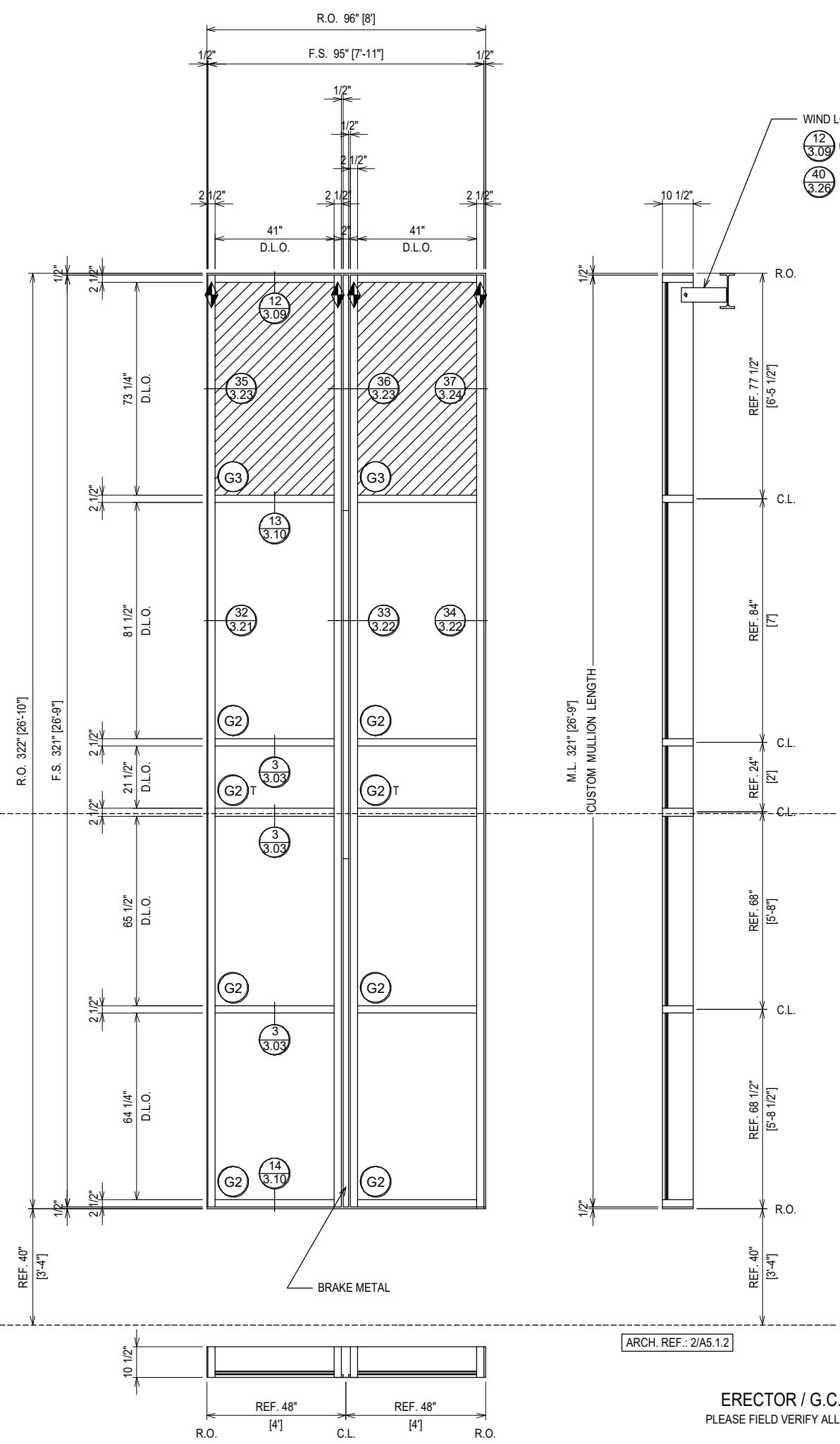


ARCH. REF.: 1/A5.1.2

**ELEVATION CW1D**  
 SCALE: 1/4" = 1'-0"  
 KAWNEER 1600 SYS. 1 - 2 1/2" X 10 1/2"  
 EXTERIOR CURTAIN WALL  
 1" INSULATED GLASS (FRONT SET)  
 QUANTITY: 1



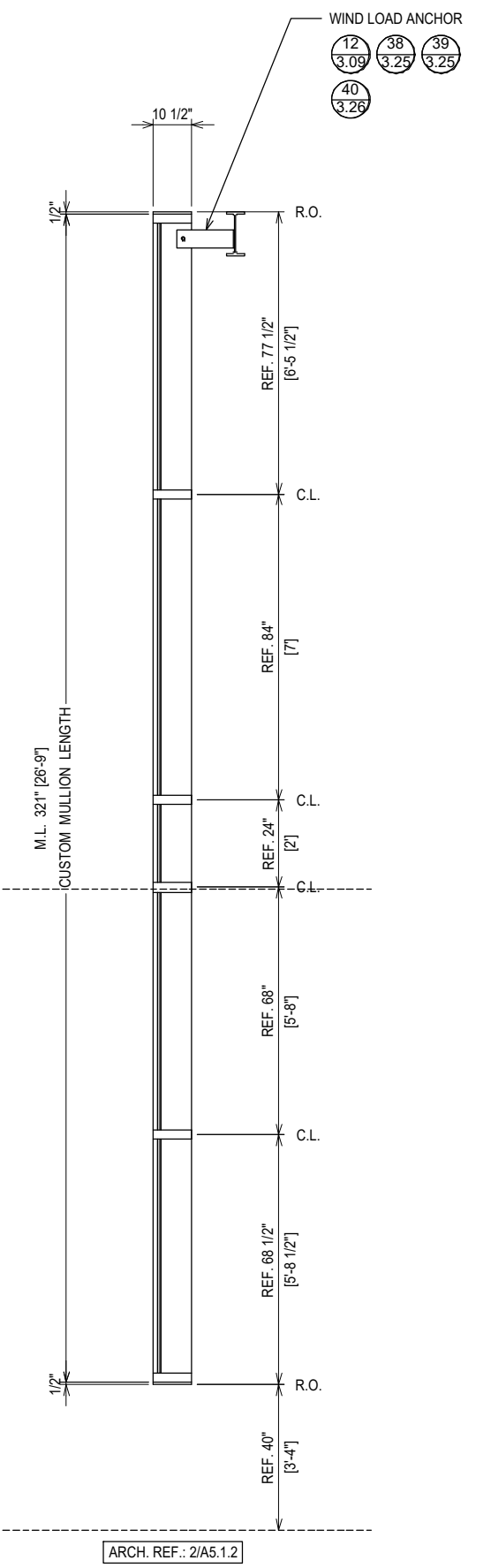
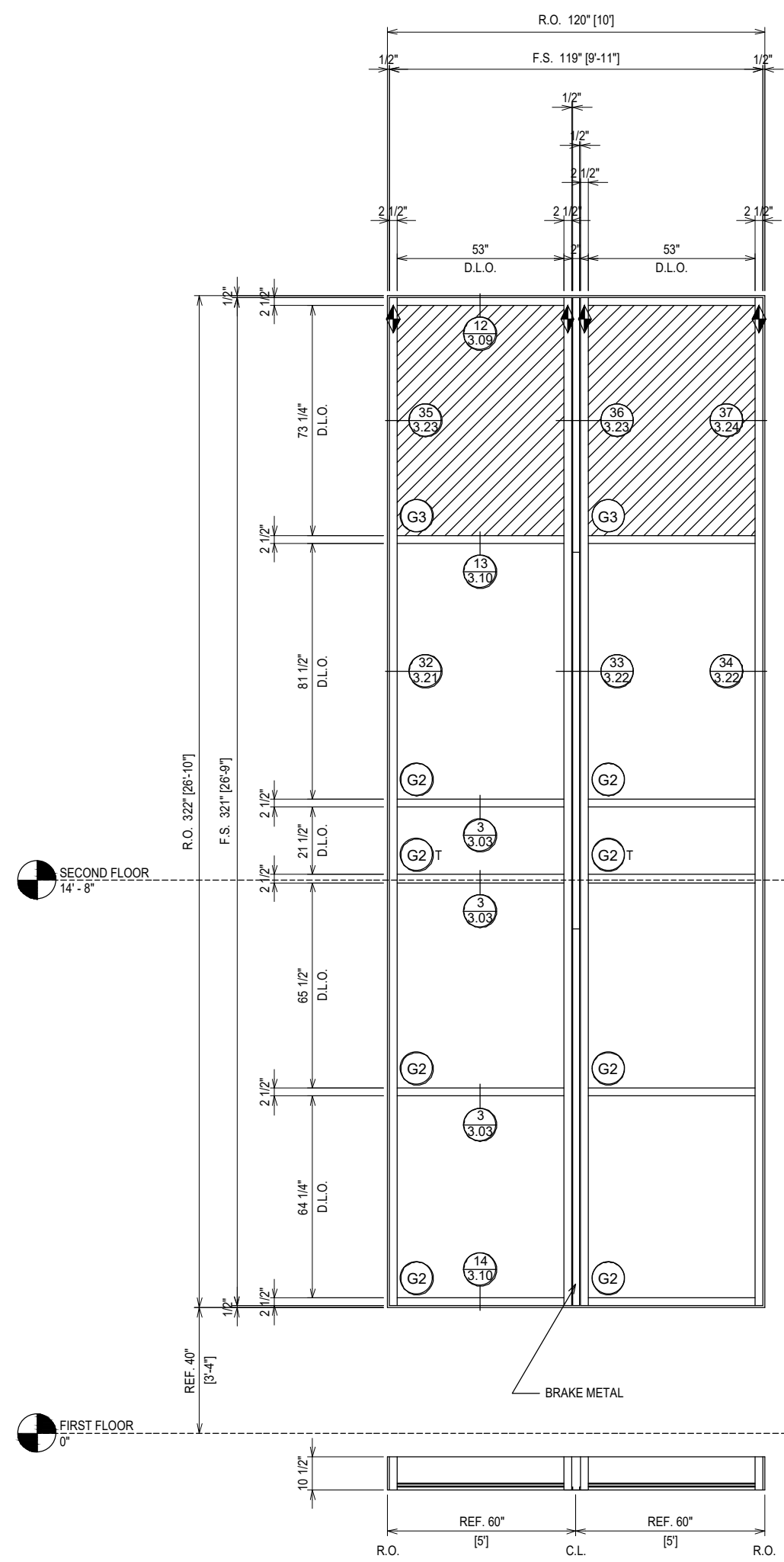
**ELEVATION CW2**  
 SCALE: 1/4" = 1'-0"  
 KAWNEER 1600 SYS. 1 - 2 1/2" X 10 1/2"  
 EXTERIOR CURTAIN WALL  
 1" INSULATED GLASS (FRONT SET)  
 QUANTITY: 2



ARCH. REF.: 2/A5.1.2

**ERECTOR / G.C. NOTE:**  
 PLEASE FIELD VERIFY ALL DIMENSIONS

PROJECT:	MOORE COUNTY COURTHOUSE
LOCATION:	CARTHAGE, NC
DATE:	08.31.21
DESCRIPTION:	1ST SUBMISSION
DRAWING SUBMISSION:	NO
DATE:	08.31.21
NO:	2.11

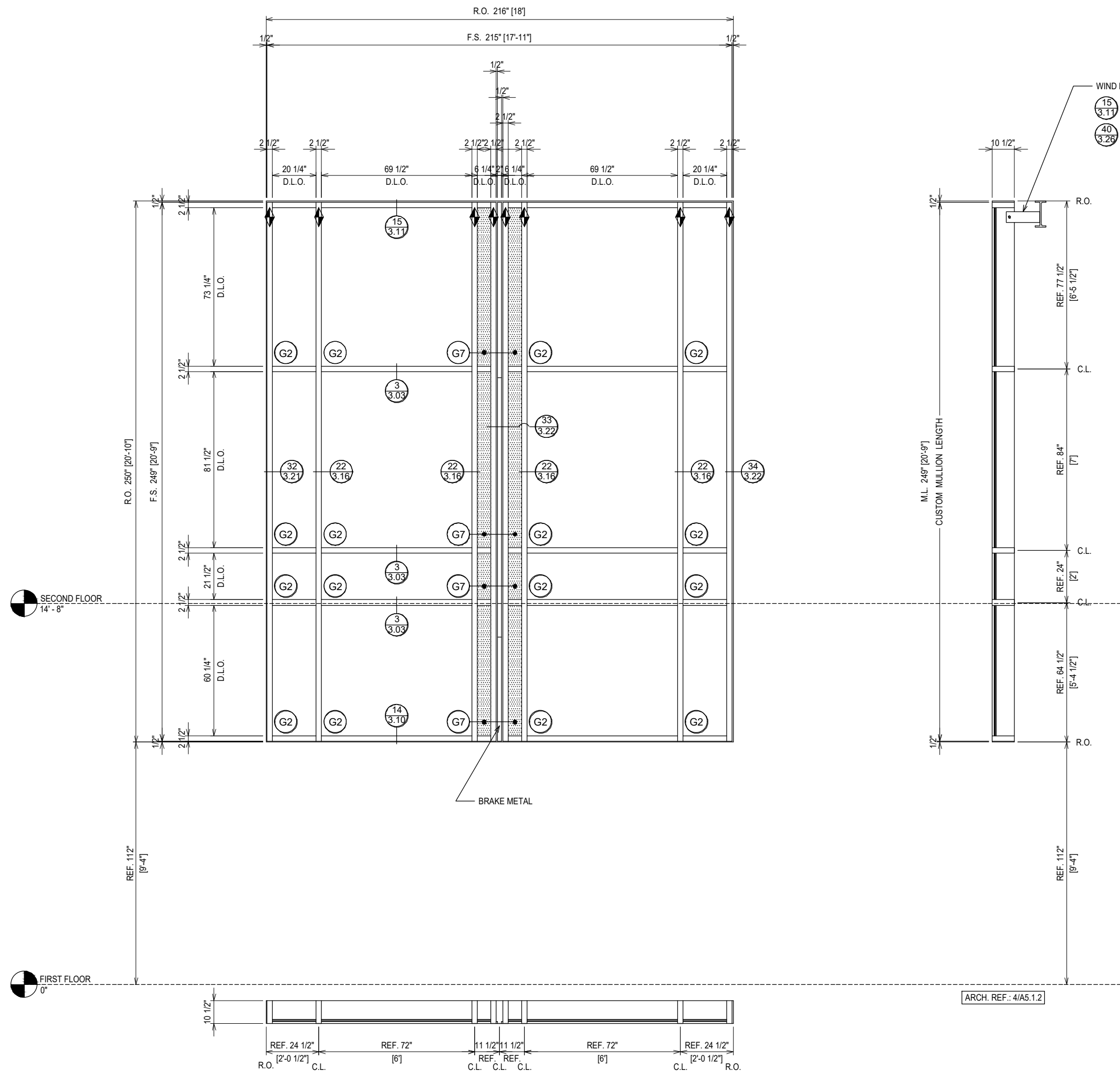


**ELEVATION CW3**  
 SCALE: 1/4" = 1'-0"  
 KAWNEER 1600 SYS. 1 - 2 1/2" X 10 1/2"  
 EXTERIOR CURTAIN WALL  
 1" INSULATED GLASS (FRONT SET)  
 QUANTITY: 1

**ERECTOR / G.C. NOTE:**  
 PLEASE FIELD VERIFY ALL DIMENSIONS

PROJECT:	MOORE COUNTY COURTHOUSE	
LOCATION:	CARTHAGE, NC	
DATE:	08.31.21	
CHECKED BY:	WS	
JOB NO.:	08.31.21	
NO	DESCRIPTION	DATE
1	1ST SUBMISSION	08.31.21
2	DRAWING SUBMISSION	

**CLAYTON COMMERCIAL GLAZING**  
 3210 US HIGHWAY 70W  
 SMITHFIELD, NC 27577  
 P: 919.550.4024



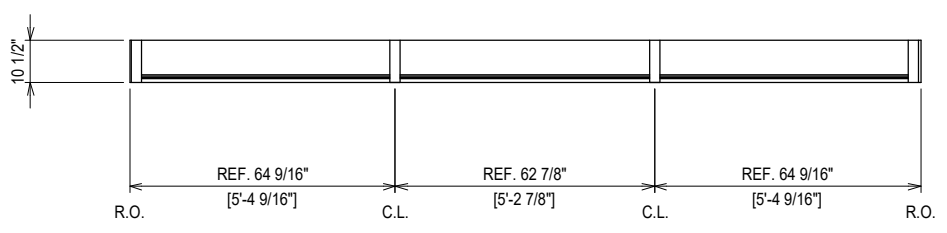
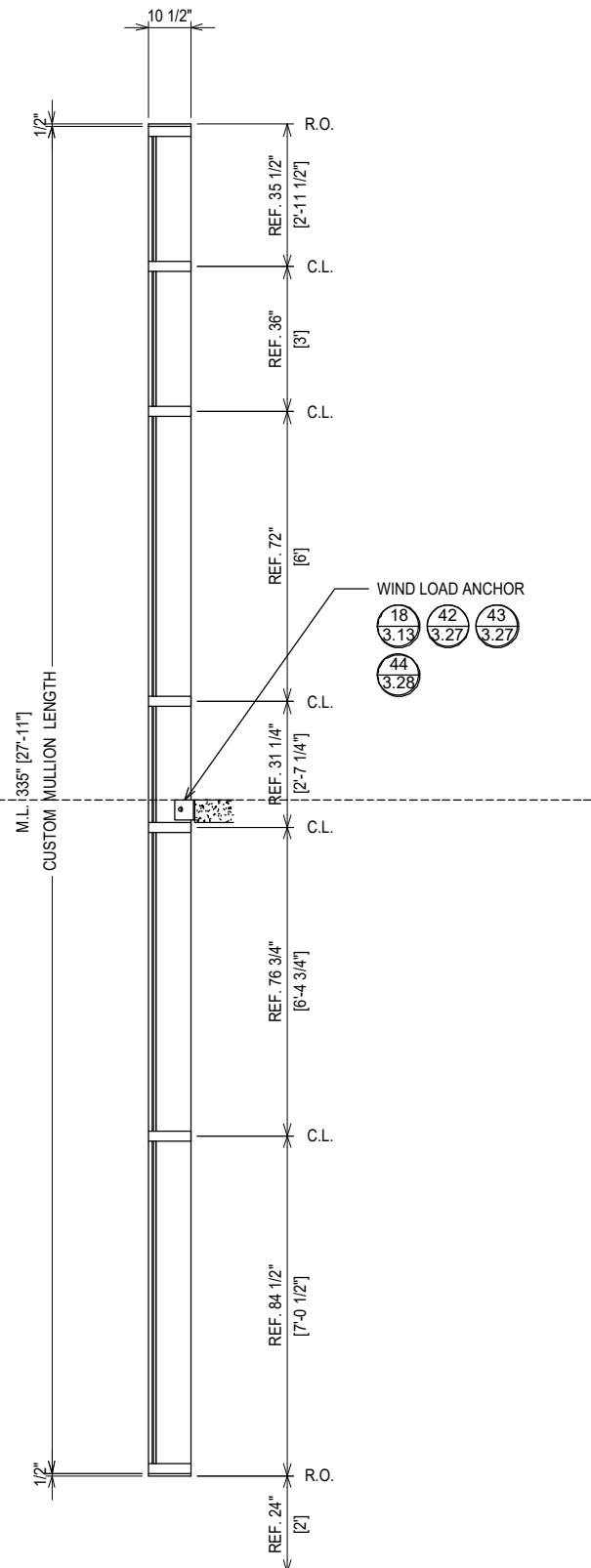
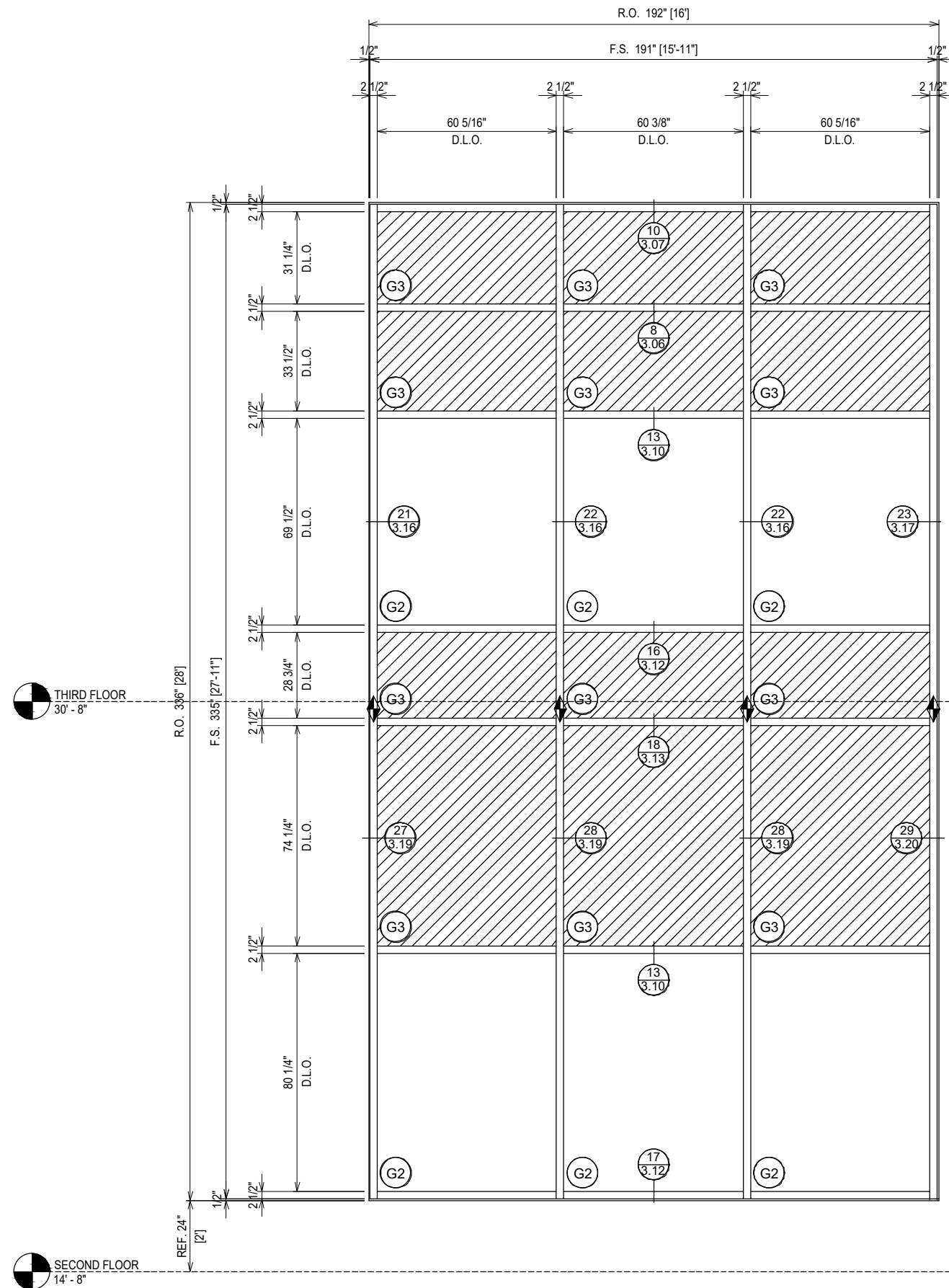
**ELEVATION CW4**  
 SCALE: 1/4" = 1'-0"  
 KAWNEER 1600 SYS. 1 - 2 1/2" X 10 1/2"  
 EXTERIOR CURTAIN WALL  
 1" INSULATED GLASS (FRONT SET)  
 QUANTITY: 1

**ERECTOR / G.C. NOTE:**  
 PLEASE FIELD VERIFY ALL DIMENSIONS

PROJECT: MOORE COUNTY COURTHOUSE		DRAWING SUBMISSION	
LOCATION: CARTHAGE, NC		NO	DESCRIPTION
		1ST SUBMISSION	08.31.21
		NO	DATE
		NO	DATE

**CLAYTON COMMERCIAL GLAZING**  
 3210 US HIGHWAY 70W  
 SMITHFIELD, NC 27577  
 P: 919.550.4024

DRAWN BY:	DATE:
RA	08.31.21
CHECKED BY:	DATE:
WS	08.31.21
JOB NO.:	

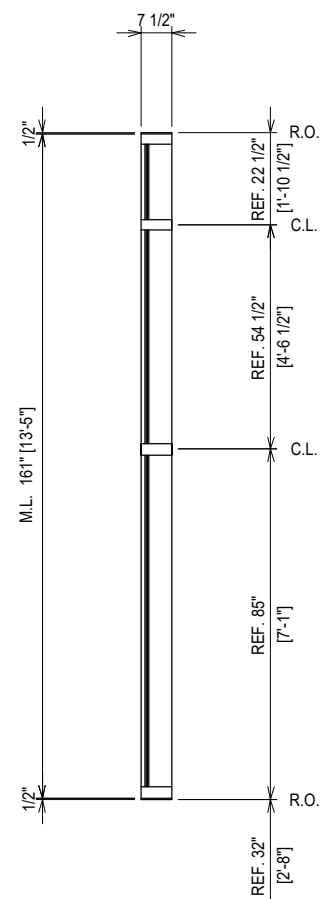
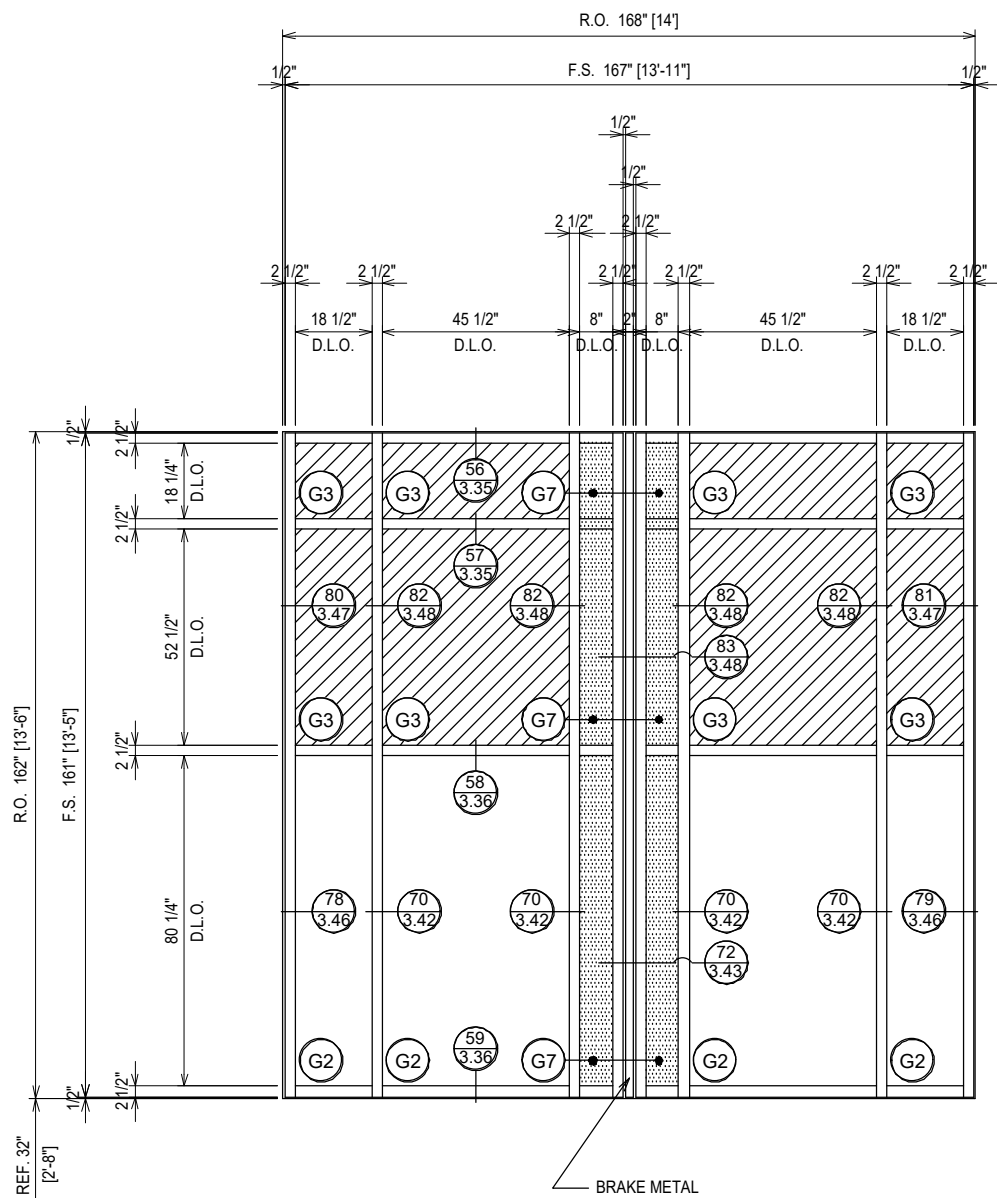


**ELEVATION CW5**  
 SCALE: 1/4" = 1'-0"  
 KAWNEER 1600 SYS. 1 - 2 1/2" X 10 1/2"  
 EXTERIOR CURTAIN WALL  
 1" INSULATED GLASS (FRONT SET)  
 QUANTITY: 1

**ERECTOR / G.C. NOTE:**  
 PLEASE FIELD VERIFY ALL DIMENSIONS

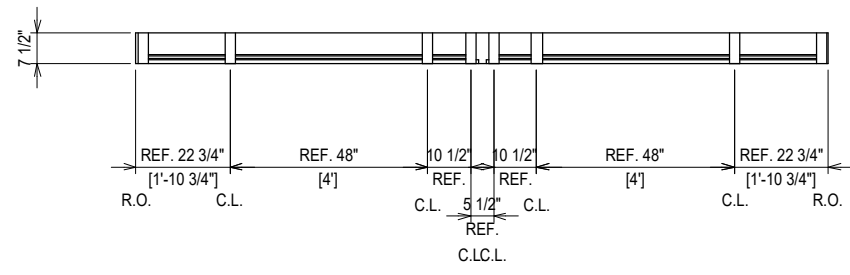
PROJECT: MOORE COUNTY COURTHOUSE		DRAWN BY: RA		DATE: 08.31.21	
LOCATION: CARTHAGE, NC		CHECKED BY: WS		DATE: 08.31.21	
		JOB NO.:			
		NO		DESCRIPTION	
		1ST SUBMISSION		DATE: 08.31.21	
		DRAWING		SUBMISSION	
<b>CLAYTON COMMERCIAL GLAZING</b> <b>3210 US HIGHWAY 70W</b> <b>SMITHFIELD, NC 27577</b> <b>P: 919.550.4024</b>					

SECOND FLOOR  
14' - 8"



ARCH. REF.: 6/A5.1.3

**ELEVATION CW6**  
SCALE: 1/4" = 1'-0"  
KAWNEER 1600 SYS. 1 - 2 1/2" X 7 1/2"  
EXTERIOR CURTAIN WALL  
1" INSULATED GLASS (FRONT SET)  
QUANTITY: 1



NO	DESCRIPTION	DATE
1	1ST SUBMISSION	08.31.21

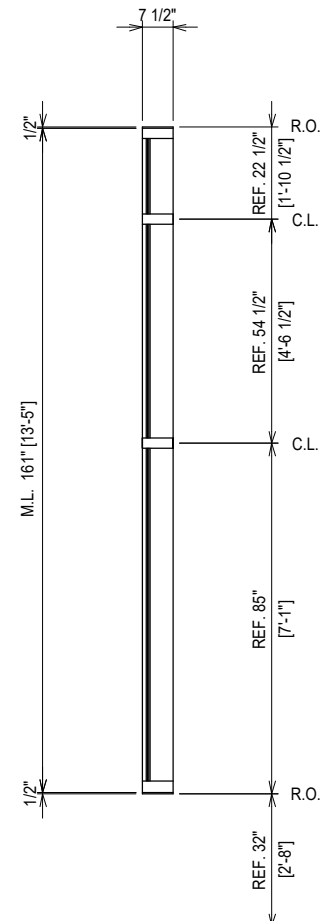
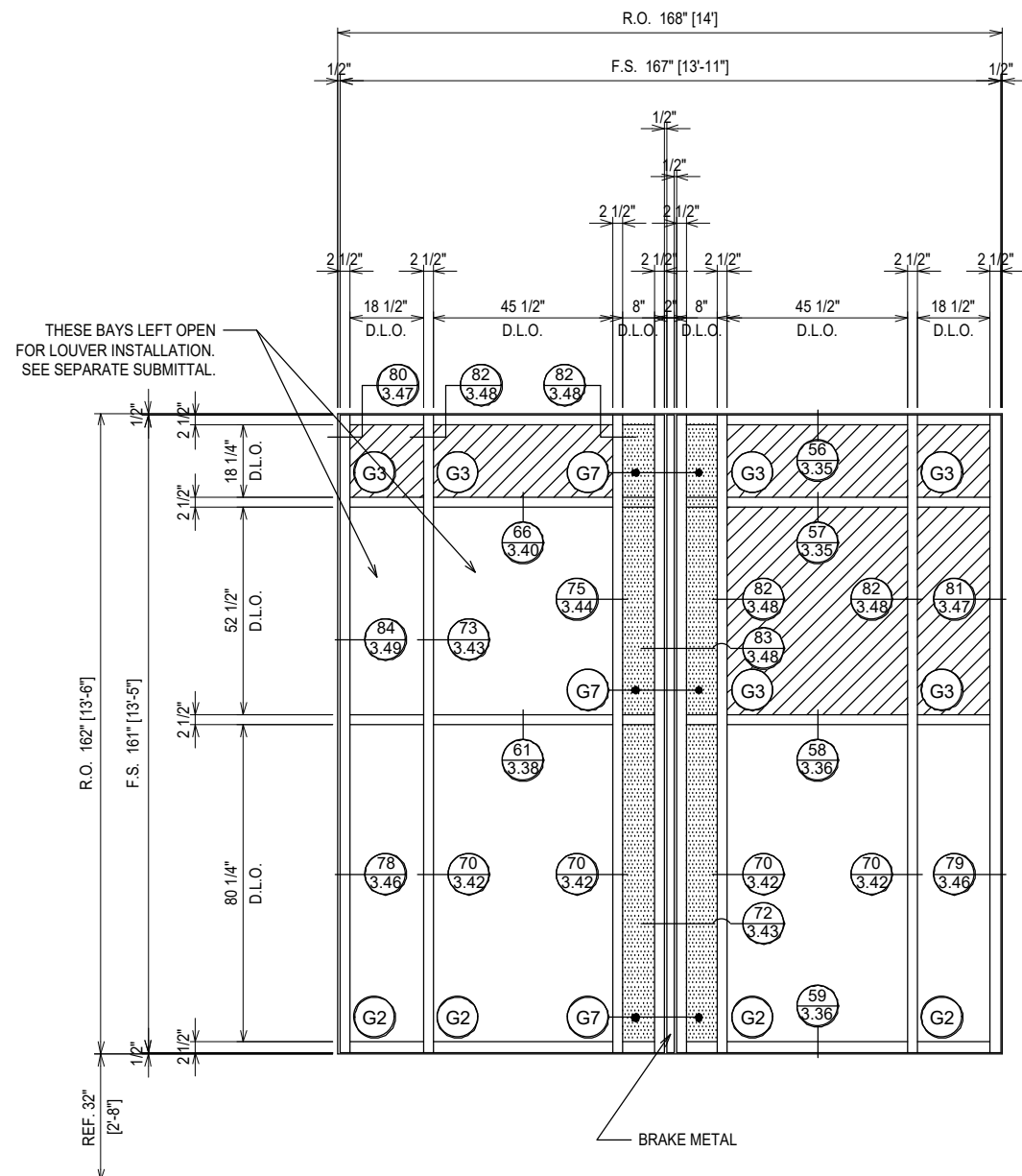
CLAYTON COMMERCIAL GLAZING  
3210 US HIGHWAY 70W  
SMITHFIELD, NC 27577  
P: 919.550.4024

PROJECT: MOORE COUNTY COURTHOUSE  
LOCATION: CARTHAGE, NC

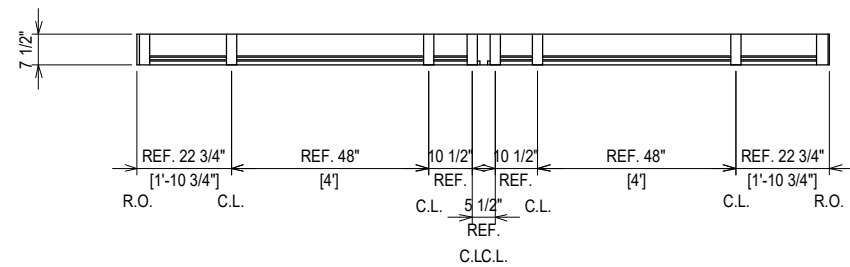
DRAWN BY:	DATE:
RA	08.31.21
CHECKED BY:	DATE:
WS	08.31.21
JOB NO.:	

ERECTOR / G.C. NOTE:  
PLEASE FIELD VERIFY ALL DIMENSIONS

SECOND FLOOR  
14'-8"



**ELEVATION CW7**  
SCALE: 1/4" = 1'-0"  
KAWNEER 1600 SYS. 1 - 2 1/2" X 7 1/2"  
EXTERIOR CURTAIN WALL  
1" INSULATED GLASS (FRONT SET)  
QUANTITY: 1



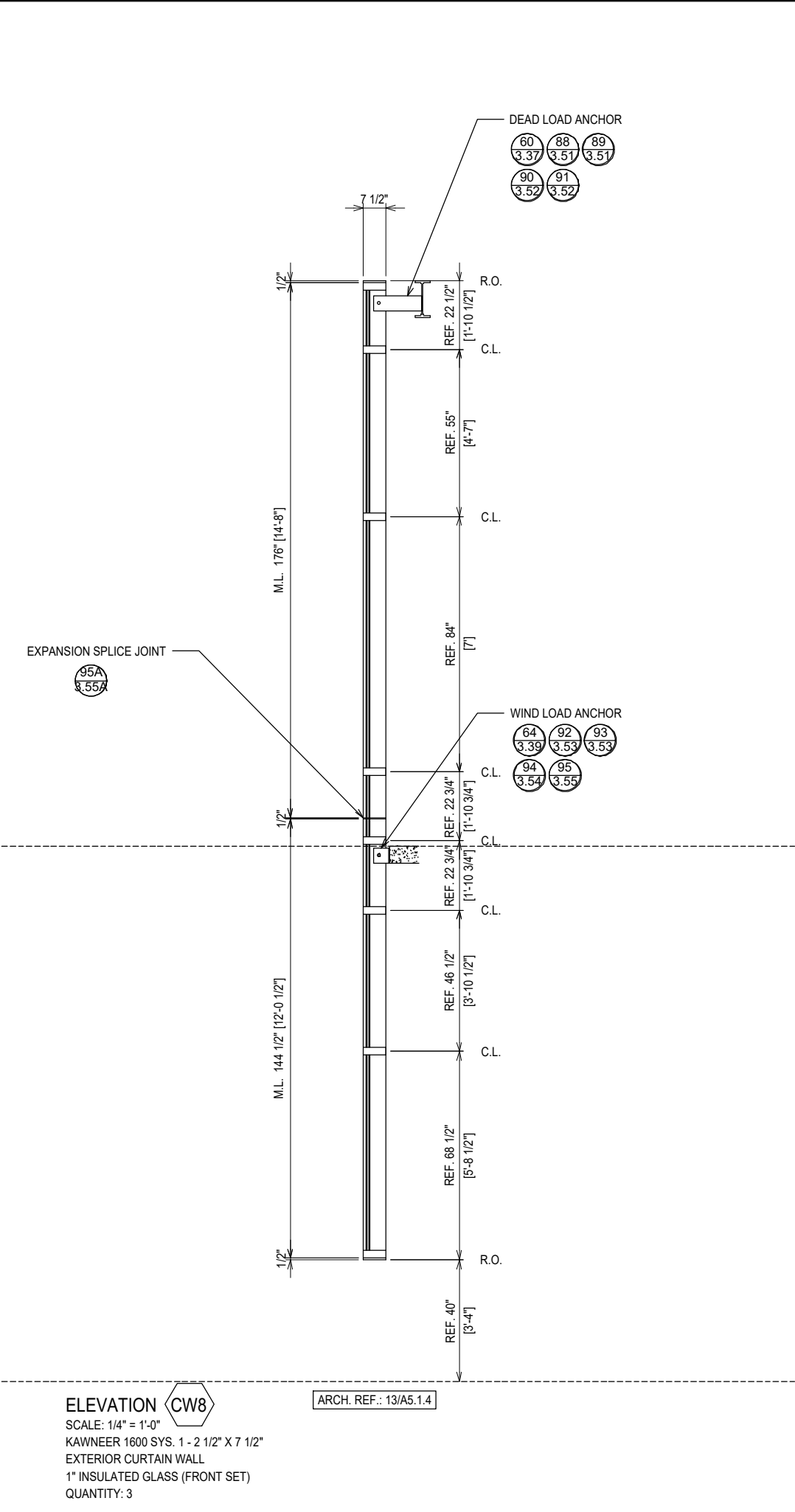
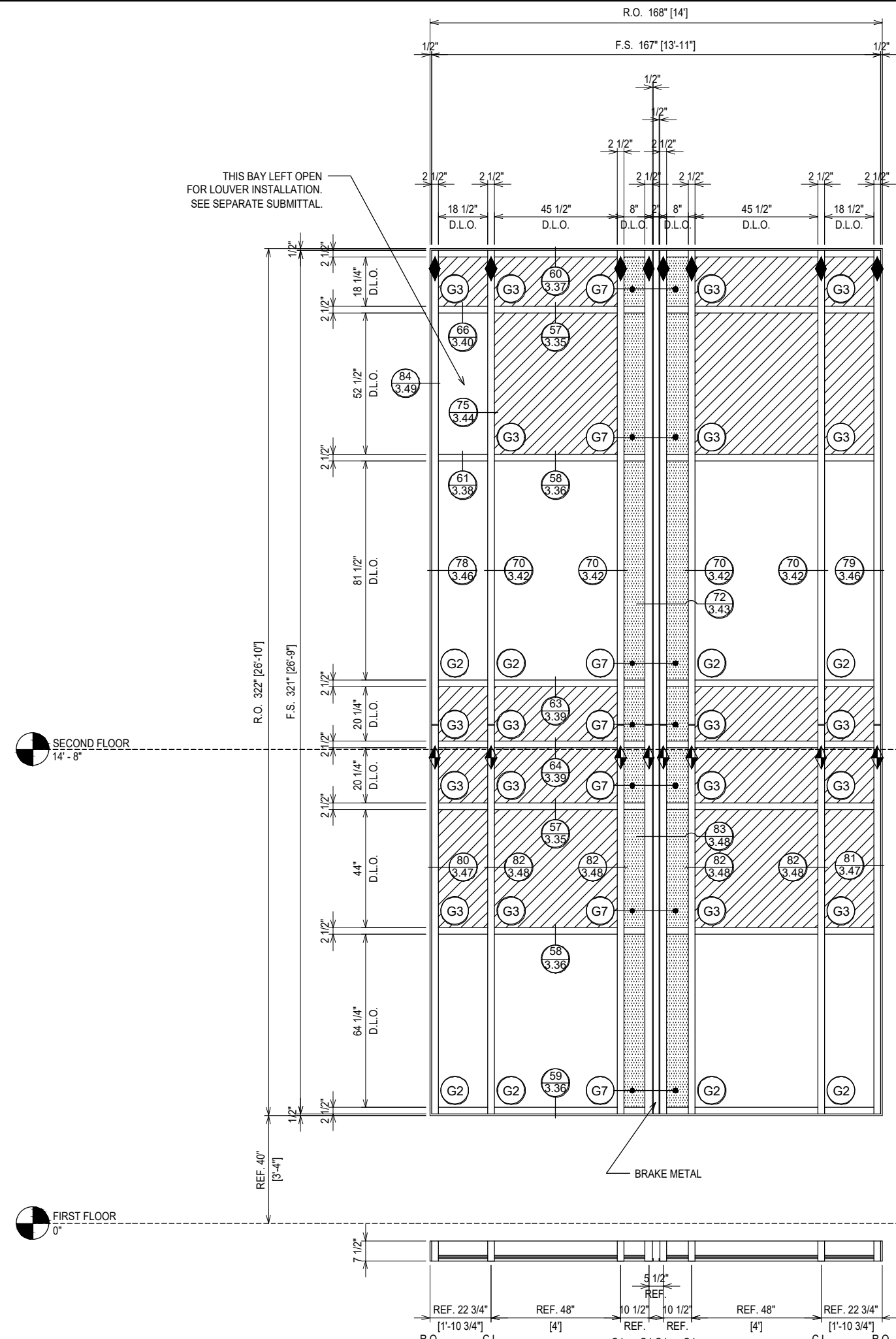
NO	DESCRIPTION	DATE
1	1ST SUBMISSION	08.31.21

CLAYTON COMMERCIAL GLAZING  
3210 US HIGHWAY 70W  
SMITHFIELD, NC 27577  
P: 919.550.4024

PROJECT: MOORE COUNTY COURTHOUSE  
LOCATION: CARTHAGE, NC

DRAWN BY:	DATE:
RA	08.31.21
CHECKED BY:	DATE:
WS	08.31.21
JOB NO.:	

ERECTOR / G.C. NOTE:  
PLEASE FIELD VERIFY ALL DIMENSIONS



**ELEVATION CW8**  
 SCALE: 1/4" = 1'-0"  
 KAWNEER 1600 SYS. 1 - 2 1/2" X 7 1/2"  
 EXTERIOR CURTAIN WALL  
 1" INSULATED GLASS (FRONT SET)  
 QUANTITY: 3

**ERECTOR / G.C. NOTE:**  
 PLEASE FIELD VERIFY ALL DIMENSIONS

PROJECT:	MOORE COUNTY COURTHOUSE
LOCATION:	CARTHAGE, NC
DATE:	08.31.21
NO.	1ST SUBMISSION
DESCRIPTION:	DRAWING SUBMISSION
DATE:	08.31.21

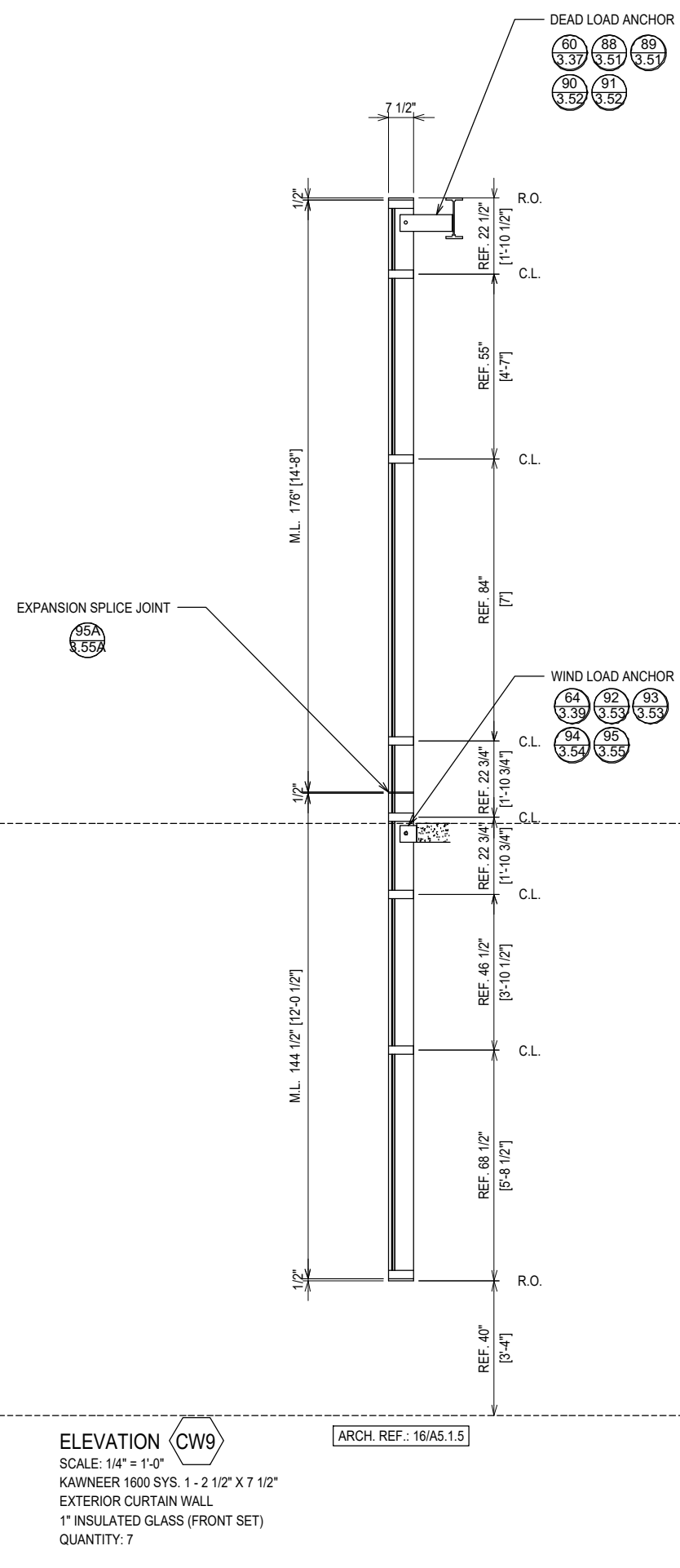
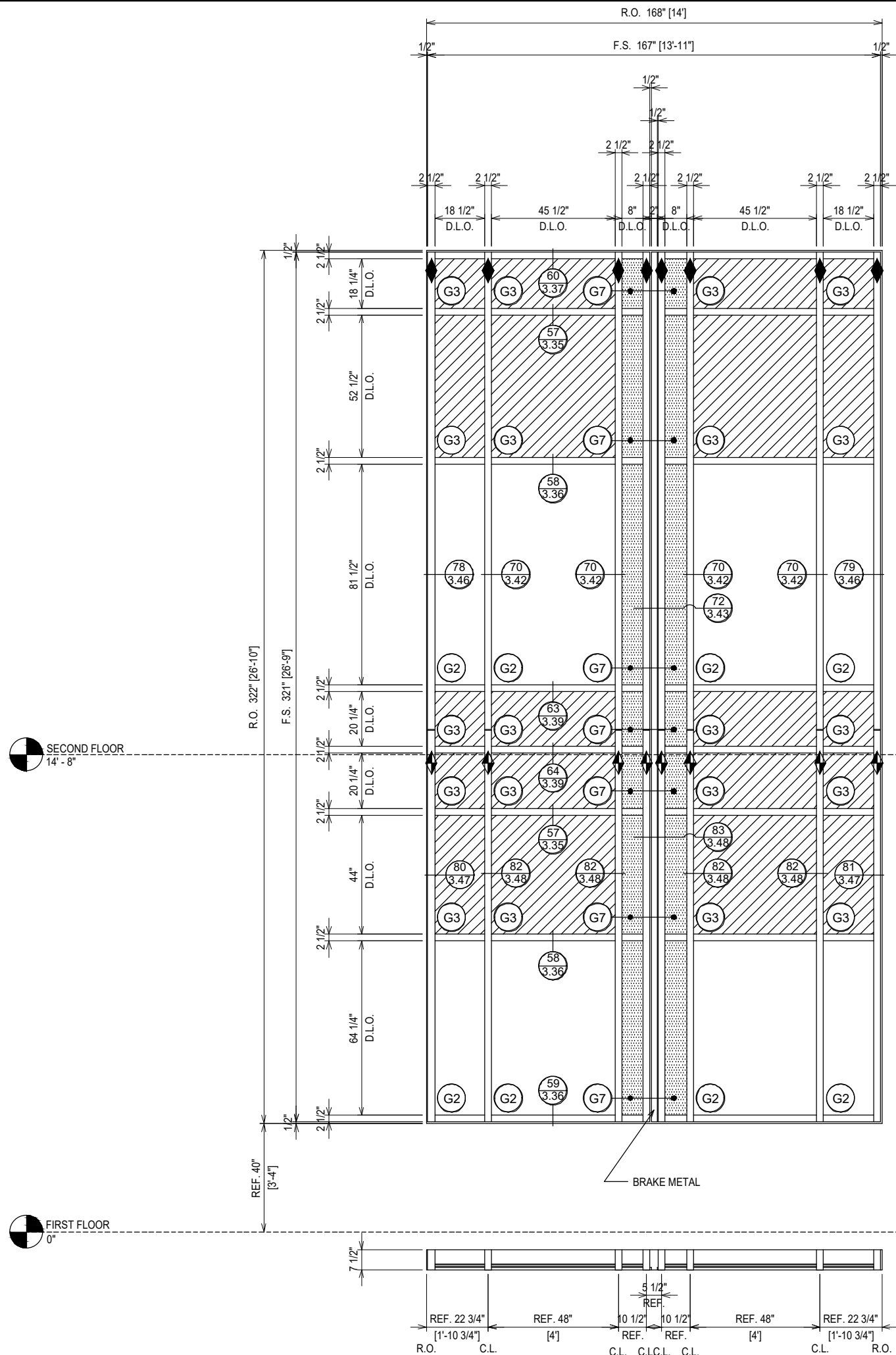
PROJECT:	MOORE COUNTY COURTHOUSE
LOCATION:	CARTHAGE, NC
DATE:	08.31.21
NO.	1ST SUBMISSION
DESCRIPTION:	DRAWING SUBMISSION
DATE:	08.31.21

PROJECT:	CLAYTON COMMERCIAL GLAZING
LOCATION:	3210 US HIGHWAY 70W
DATE:	SMITHFIELD, NC 27577
NO.	P: 919.550.4024
DESCRIPTION:	
DATE:	

DATE:	08.31.21
DATE:	08.31.21
DATE:	08.31.21
DATE:	08.31.21



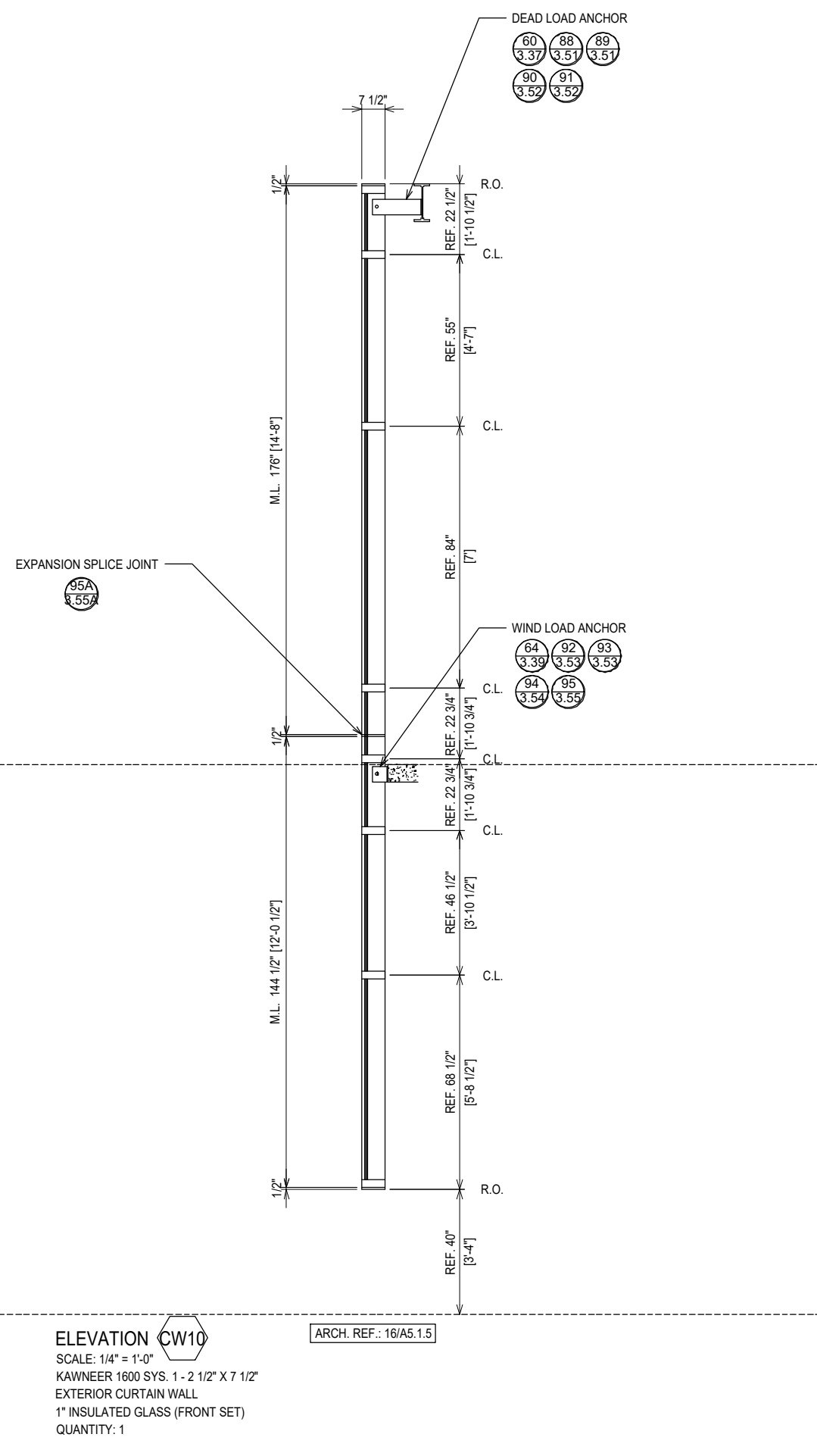
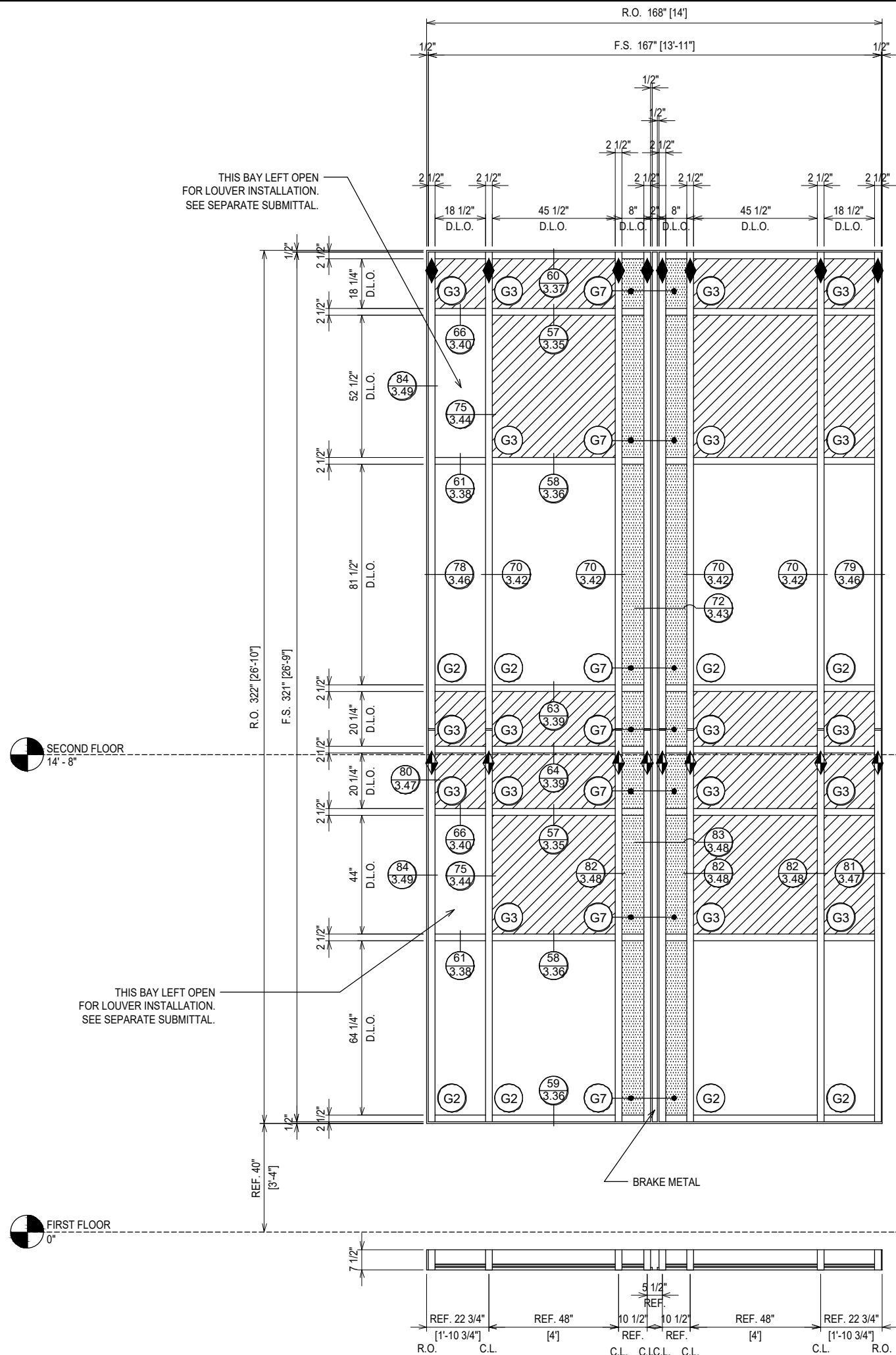
**ELEVATION CW9**  
 SCALE: 1/4" = 1'-0"  
 KAWNEER 1600 SYS. 1 - 2 1/2" X 7 1/2"  
 EXTERIOR CURTAIN WALL  
 1" INSULATED GLASS (FRONT SET)  
 QUANTITY: 7

ARCH. REF.: 16/A5.1.5

**ERECTOR / G.C. NOTE:**  
 PLEASE FIELD VERIFY ALL DIMENSIONS

PROJECT: MOORE COUNTY COURTHOUSE		DATE: 08.31.21	
LOCATION: CARTHAGE, NC		CHECKED BY: WS	
		DATE: 08.31.21	
		JOB NO.:	
		NO	
		DESCRIPTION	
		1ST SUBMISSION	
		DATE	
		08.31.21	
		DRAWING SUBMISSION	
<b>CLAYTON COMMERCIAL GLAZING</b> <b>3210 US HIGHWAY 70W</b> <b>SMITHFIELD, NC 27577</b> <b>P: 919.550.4024</b>			
		<b>2.18</b>	

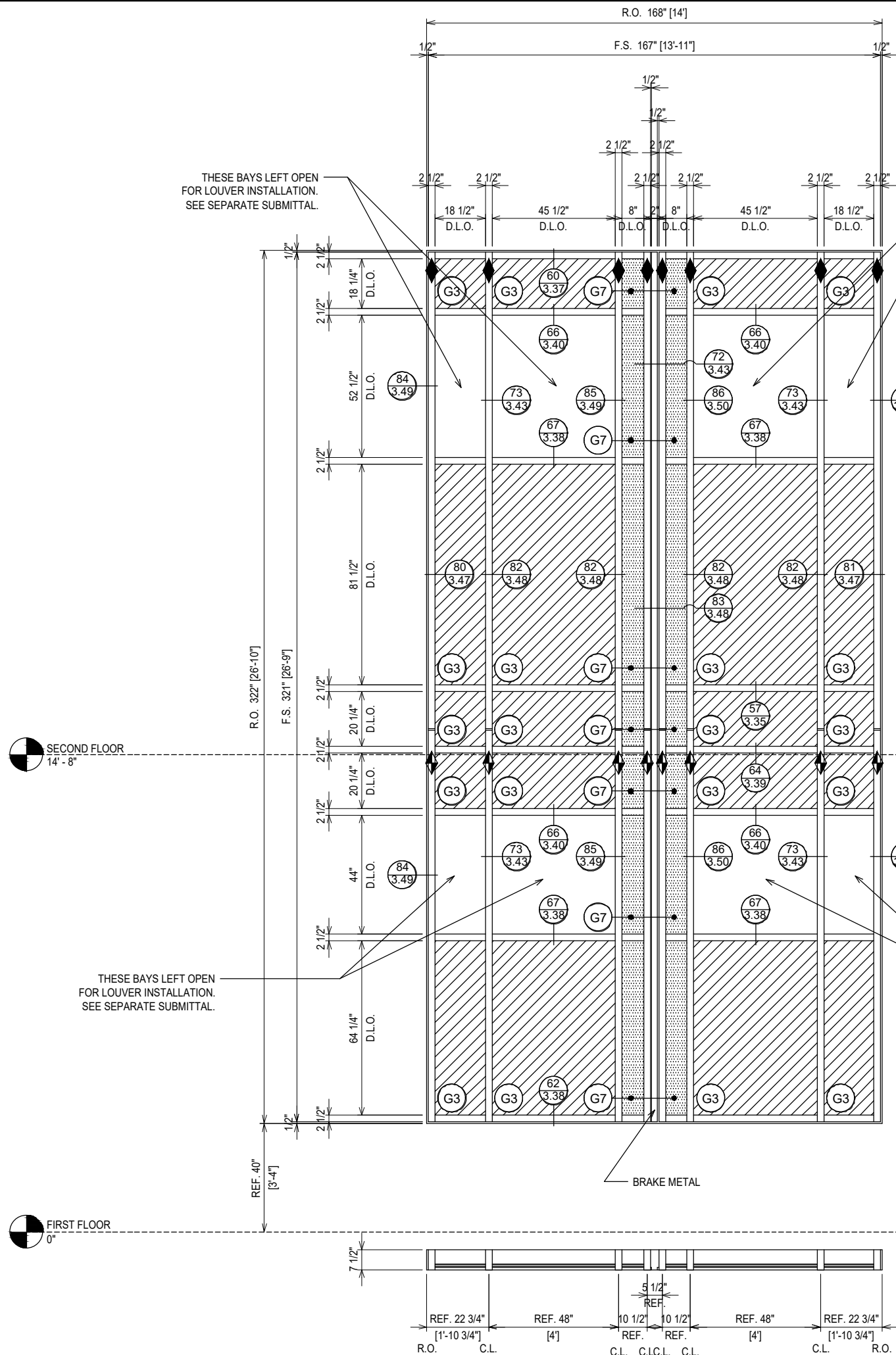




**ELEVATION CW10**  
 SCALE: 1/4" = 1'-0"  
 KAWNEER 1600 SYS. 1 - 2 1/2" X 7 1/2"  
 EXTERIOR CURTAIN WALL  
 1" INSULATED GLASS (FRONT SET)  
 QUANTITY: 1

**ERECTOR / G.C. NOTE:**  
 PLEASE FIELD VERIFY ALL DIMENSIONS

PROJECT: MOORE COUNTY COURTHOUSE		DATE: 08.31.21	
LOCATION: CARTHAGE, NC		CHECKED BY: WS	
		DATE: 08.31.21	
		JOB NO.:	
		DRAWING SUBMISSION	
		DESCRIPTION	
		1ST SUBMISSION	
		NO	
		DATE	
		08.31.21	



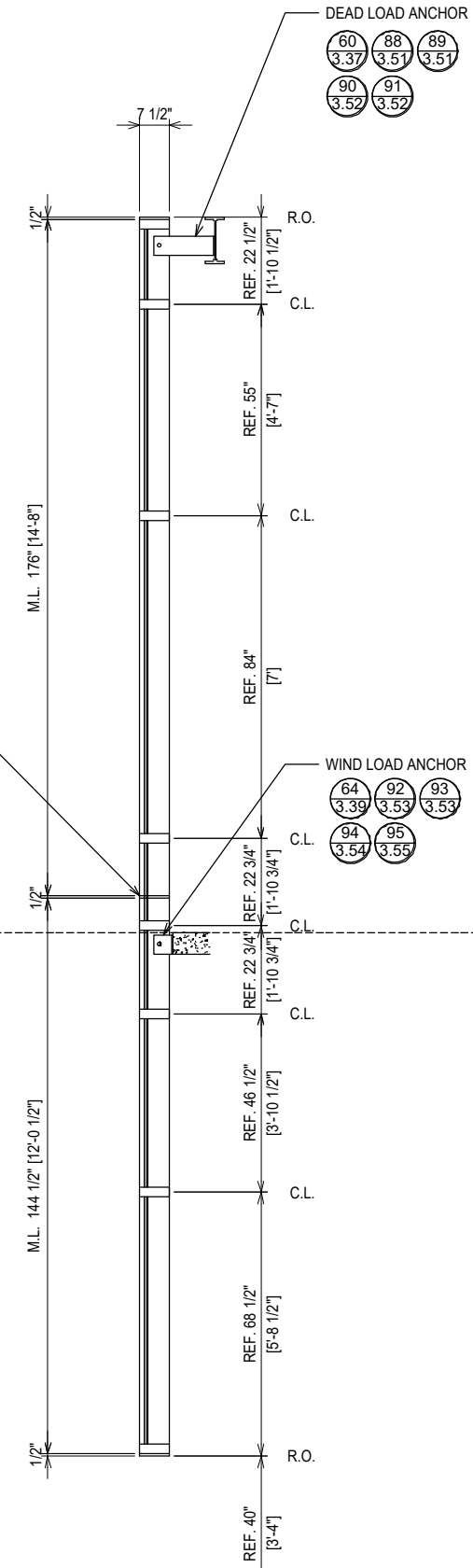
THESE BAYS LEFT OPEN FOR LOUVER INSTALLATION. SEE SEPARATE SUBMITTAL.

THESE BAYS LEFT OPEN FOR LOUVER INSTALLATION. SEE SEPARATE SUBMITTAL.

EXPANSION SPLICE JOINT

**ELEVATION CW11**  
 SCALE: 1/4" = 1'-0"  
 KAWNEER 1600 SYS. 1 - 2 1/2" X 7 1/2"  
 EXTERIOR CURTAIN WALL  
 1" INSULATED GLASS (FRONT SET)  
 QUANTITY: 1

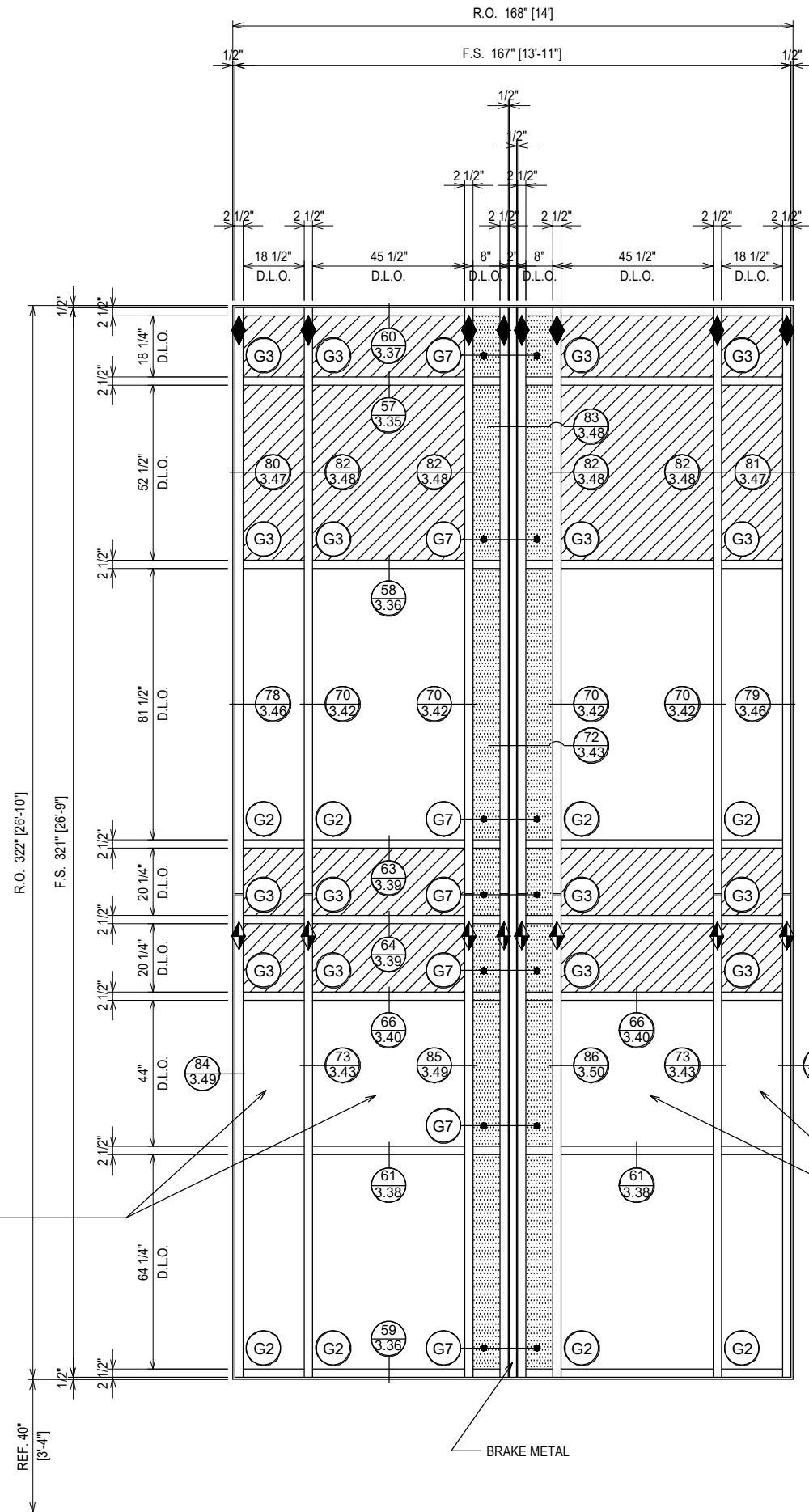
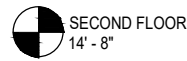
ARCH. REF.: 23/A5.1.6



**ERECTOR / G.C. NOTE:**  
 PLEASE FIELD VERIFY ALL DIMENSIONS

PROJECT: MOORE COUNTY COURTHOUSE		NO	DESCRIPTION	DATE
LOCATION: CARTHAGE, NC		1ST SUBMISSION		08.31.21
DRAWN BY: RA		NO	DRAWING SUBMISSION	
CHECKED BY: WS				08.31.21
JOB NO.: 2.20				

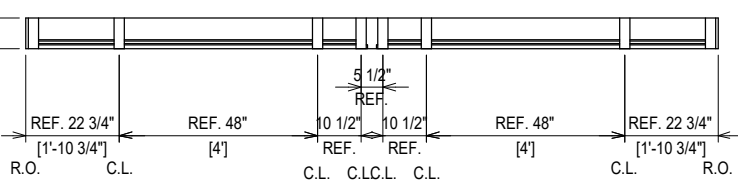
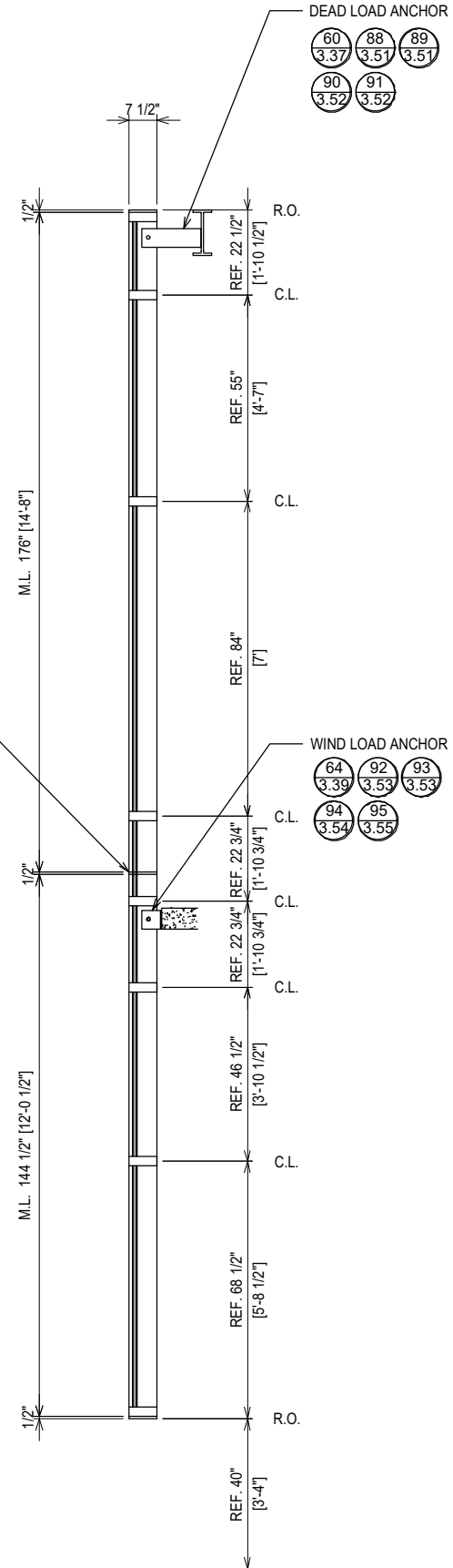
**CLAYTON COMMERCIAL GLAZING**  
 3210 US HIGHWAY 70W  
 SMITHFIELD, NC 27577  
 P: 919.550.4024



THESE BAYS LEFT OPEN FOR LOUVER INSTALLATION. SEE SEPARATE SUBMITTAL.

THESE BAYS LEFT OPEN FOR LOUVER INSTALLATION. SEE SEPARATE SUBMITTAL.

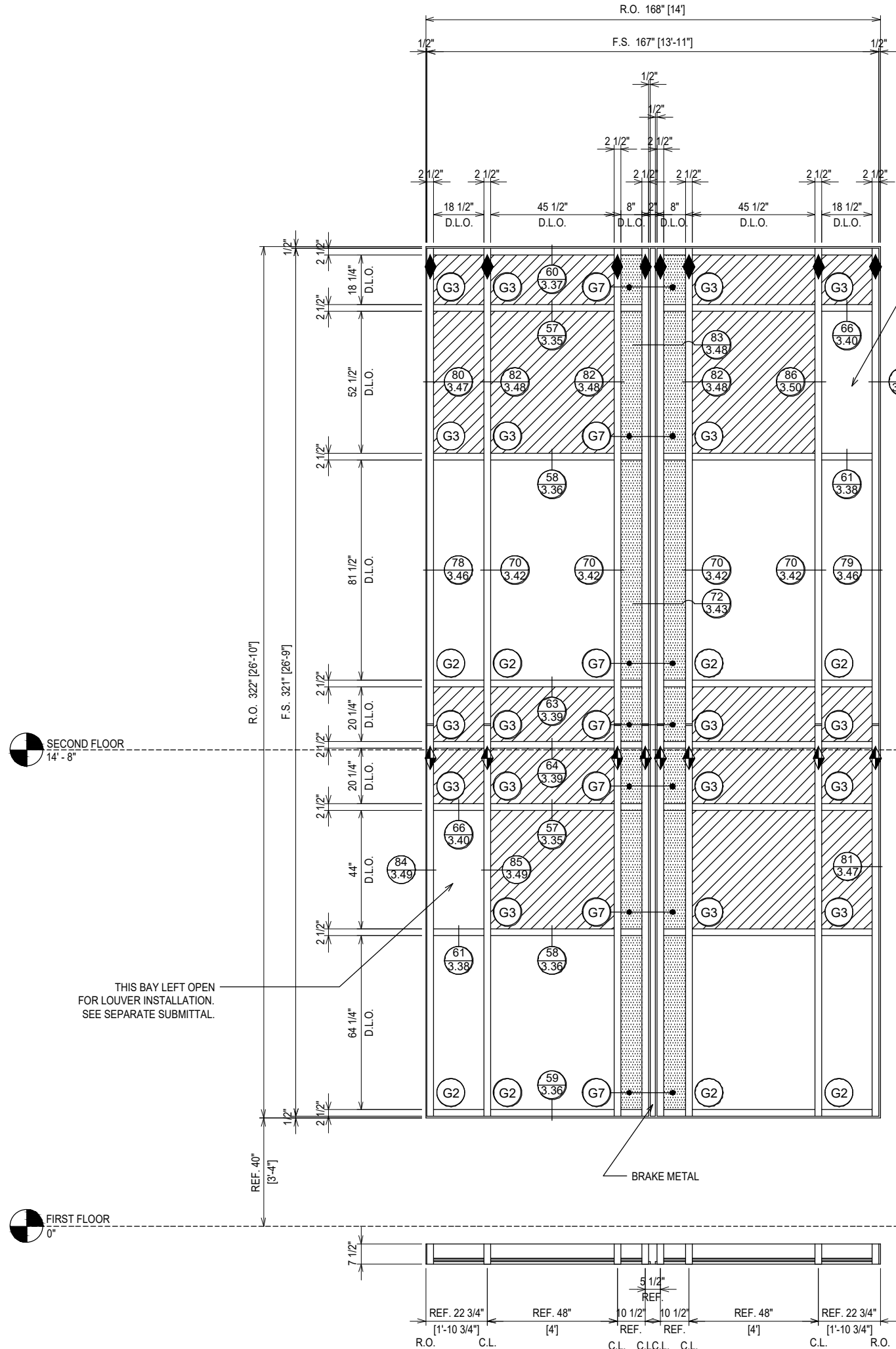
EXPANSION SPLICE JOINT  
95A  
3.55A



**ELEVATION CW12**  
SCALE: 1/4" = 1'-0"  
KAWNEER 1600 SYS. 1 - 2 1/2" X 7 1/2"  
EXTERIOR CURTAIN WALL  
1" INSULATED GLASS (FRONT SET)  
QUANTITY: 1

**ERECTOR / G.C. NOTE:**  
PLEASE FIELD VERIFY ALL DIMENSIONS

PROJECT: MOORE COUNTY COURTHOUSE		DATE: 08.31.21	
LOCATION: CARTHAGE, NC		CHECKED BY: WS	
		DATE: 08.31.21	
		JOB NO.:	
		NO	
		DESCRIPTION	
		DRAWING SUBMISSION	
		DATE	
		08.31.21	
<b>CLAYTON COMMERCIAL GLAZING</b> 3210 US HIGHWAY 70W SMITHFIELD, NC 27577 P: 919.550.4024			
		<b>2.21</b>	



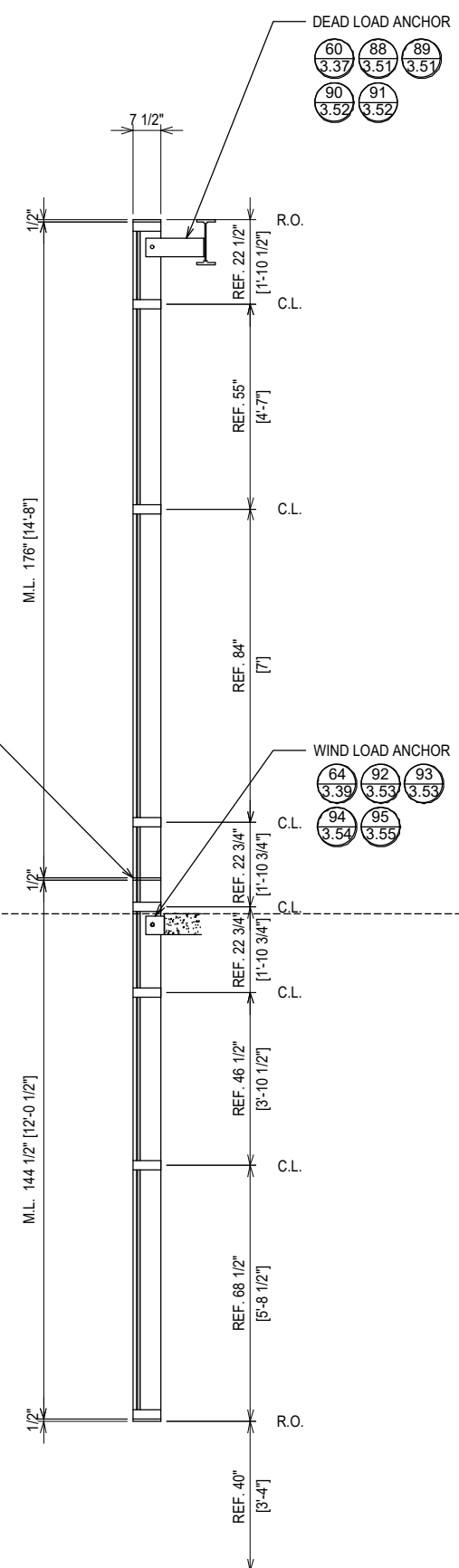
THIS BAY LEFT OPEN FOR LOUVER INSTALLATION. SEE SEPARATE SUBMITTAL.

EXPANSION SPLICE JOINT

THIS BAY LEFT OPEN FOR LOUVER INSTALLATION. SEE SEPARATE SUBMITTAL.

**ELEVATION CW13**  
 SCALE: 1/4" = 1'-0"  
 KAWNEER 1600 SYS. 1 - 2 1/2" X 7 1/2"  
 EXTERIOR CURTAIN WALL  
 1" INSULATED GLASS (FRONT SET)  
 QUANTITY: 1

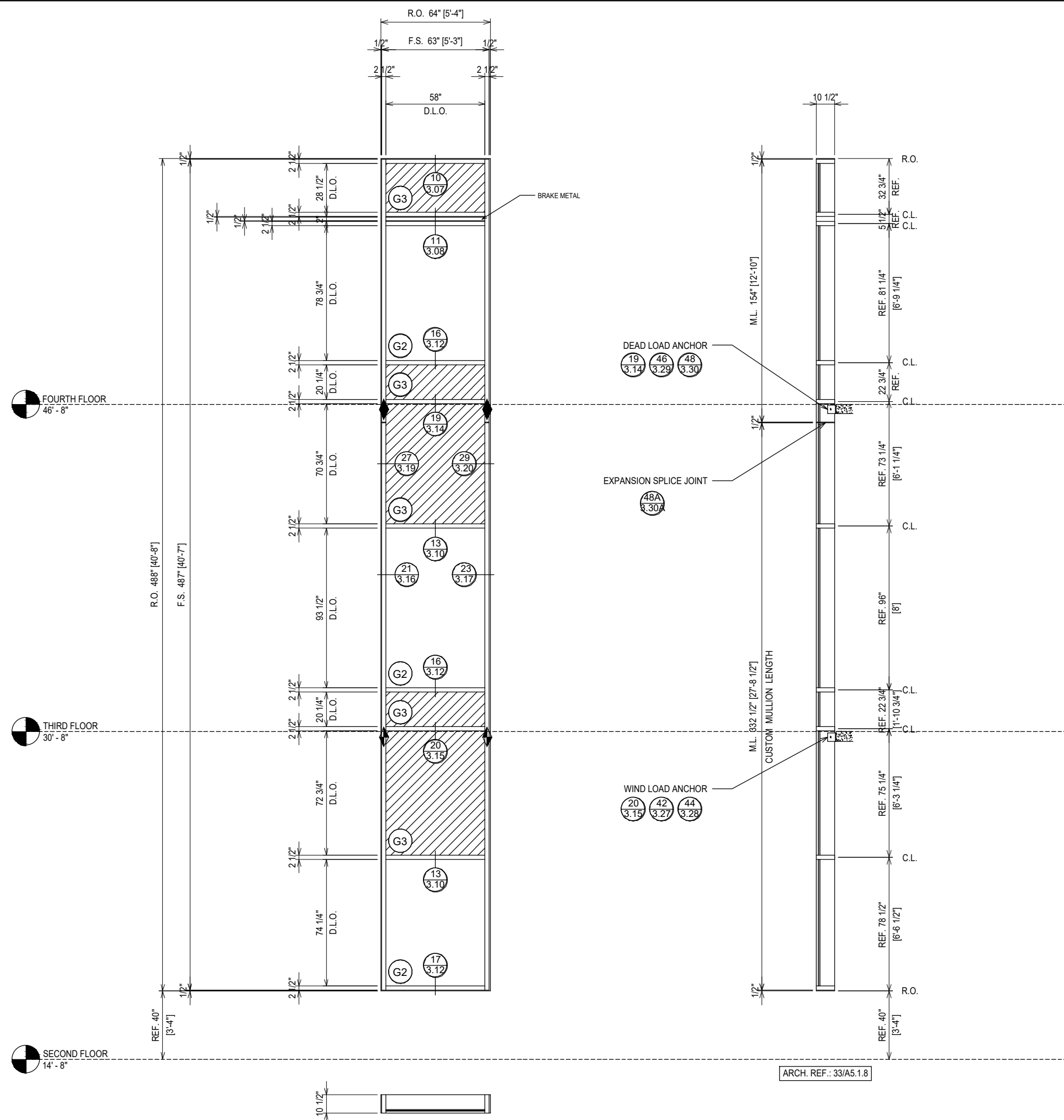
ARCH. REF.: 23/A5.1.6



**ERECTOR / G.C. NOTE:**  
 PLEASE FIELD VERIFY ALL DIMENSIONS

PROJECT: MOORE COUNTY COURTHOUSE		DATE: 08.31.21	
LOCATION: CARTHAGE, NC		CHECKED BY: WS	
		DATE: 08.31.21	
		JOB NO.:	
		NO	
		DESCRIPTION	
		DRAWING SUBMISSION	
		1ST SUBMISSION	
		DATE	
		08.31.21	

**CLAYTON COMMERCIAL GLAZING**  
 3210 US HIGHWAY 70W  
 SMITHFIELD, NC 27577  
 P: 919.550.4024

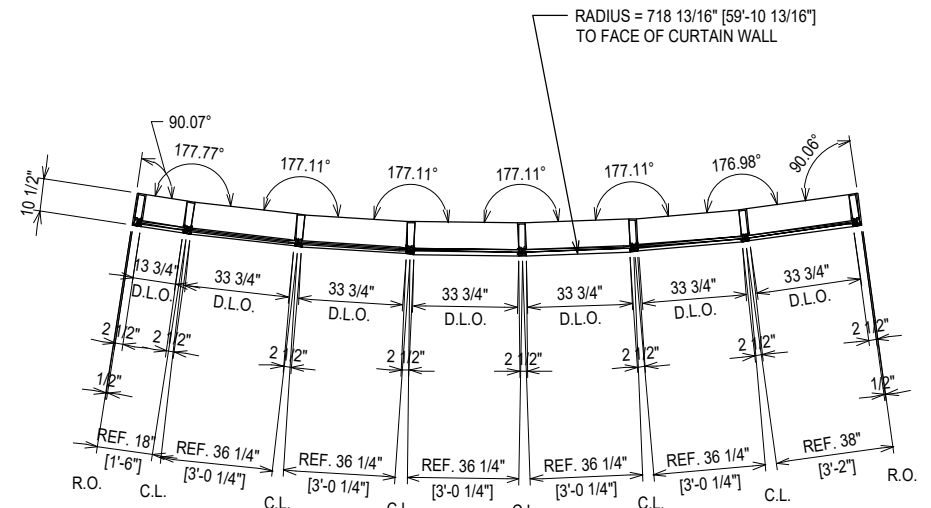
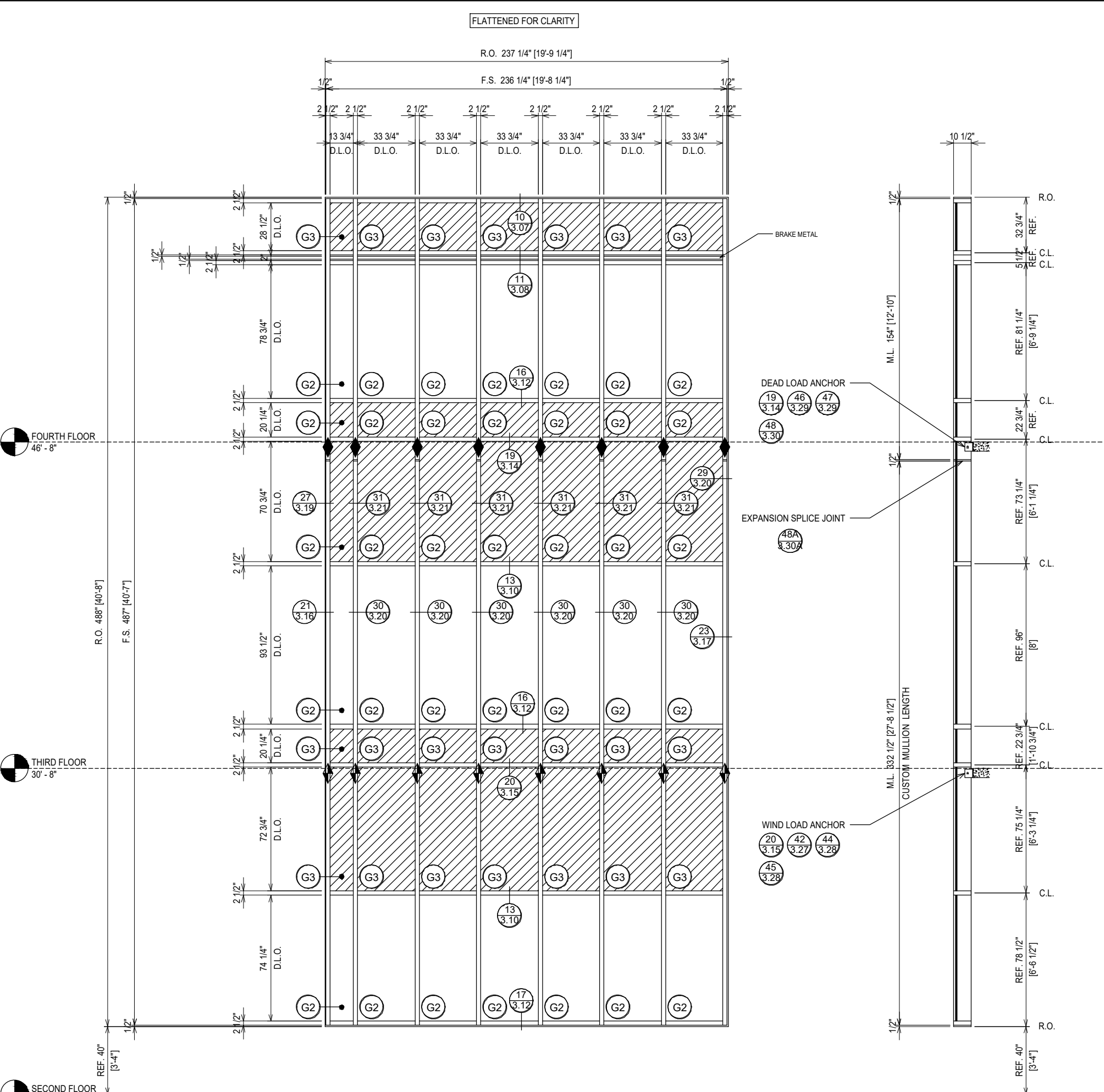


**ELEVATION CW14**  
 SCALE: 3/8" = 1'-0"  
 KAWNEER 1600 SYS. 1 - 2 1/2" X 10 1/2"  
 EXTERIOR CURTAIN WALL  
 1" INSULATED GLASS (FRONT SET)  
 QUANTITY: 1

**ERECTOR / G.C. NOTE:**  
 PLEASE FIELD VERIFY ALL DIMENSIONS

PROJECT: MOORE COUNTY COURTHOUSE		NO	
LOCATION: CARTHAGE, NC		DESCRIPTION	
		DRAWING SUBMISSION	
		1ST SUBMISSION	
		DATE	
		08.31.21	
		P: 919.550.4024	
		SMITHFIELD, NC 27577	
		3210 US HIGHWAY 70W	
		CLAYTON COMMERCIAL GLAZING	

FLATTENED FOR CLARITY

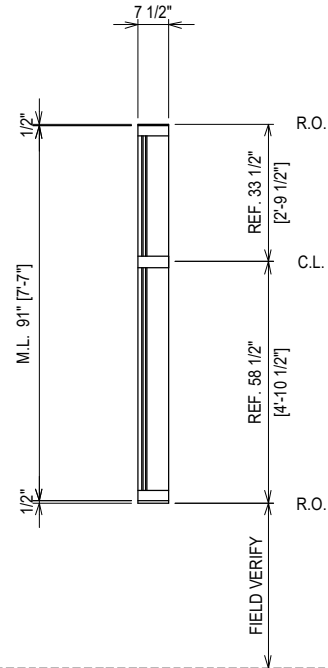
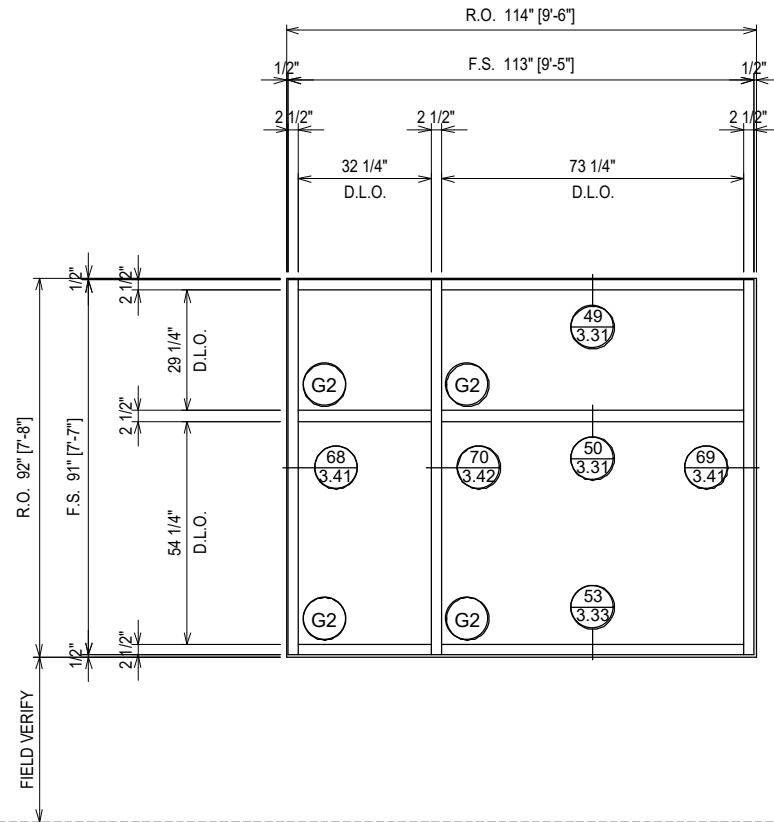


**ELEVATION CW15**  
 SCALE: 3/8" = 1'-0"  
 KAWNEER 1600 SYS. 1 - 2 1/2" X 10 1/2"  
 EXTERIOR CURTAIN WALL  
 1" INSULATED GLASS (FRONT SET)  
 QUANTITY: 1

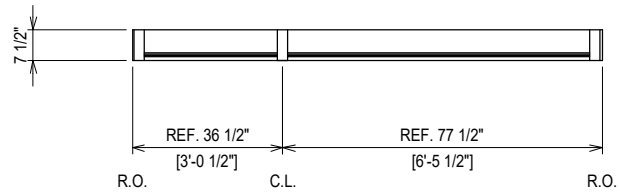
ARCH. REF.: 34/A5.1.8

**ERECTOR / G.C. NOTE:**  
 PLEASE FIELD VERIFY ALL DIMENSIONS

PROJECT: MOORE COUNTY COURTHOUSE		DATE: 08.31.21	
LOCATION: CARTHAGE, NC		CHECKED BY: WS	
CLAYTON COMMERCIAL GLAZING 3210 US HIGHWAY 70W SMITHFIELD, NC 27577 P: 919.550.4024		JOB NO.: 2.24	
NO	DESCRIPTION	DATE	
1ST	SUBMISSION	08.31.21	
	DRAWING SUBMISSION		



ARCH. REF.: 9A/A5.1.4



**ELEVATION CW19**  
 SCALE: 1/4" = 1'-0"  
 KAWNEER 1600 SYS. 1 - 2 1/2" X 7 1/2"  
 EXTERIOR CURTAIN WALL  
 1" INSULATED GLASS (FRONT SET)  
 QUANTITY: 2

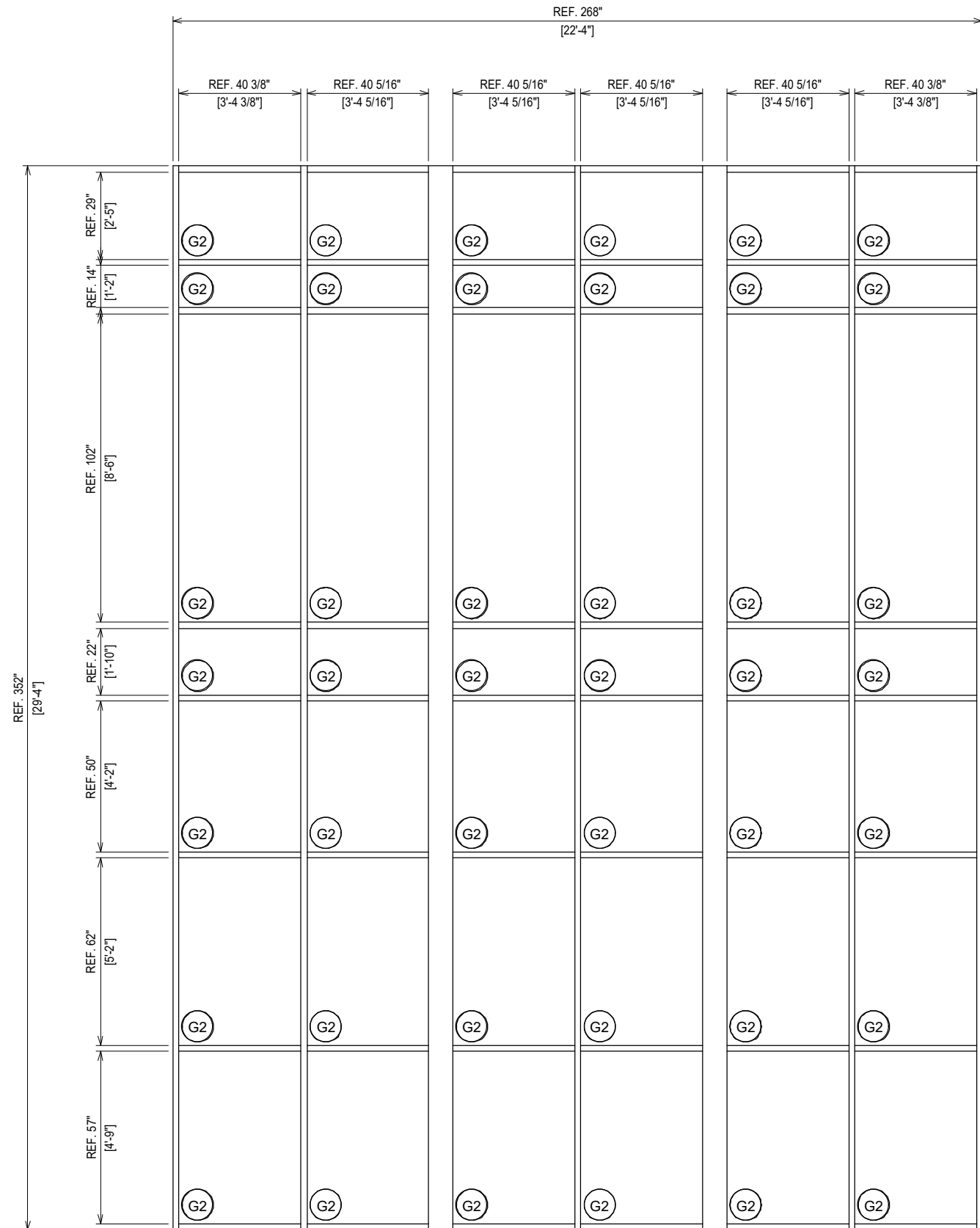
PROJECT: MOORE COUNTY COURTHOUSE  
 LOCATION: CARTHAGE, NC

DRAWN BY:	DATE:
RA	08.31.21
CHECKED BY:	DATE:
WS	08.31.21
JOB NO.:	

NO	DESCRIPTION	DATE
1ST	SUBMISSION	08.31.21
DRAWING SUBMISSION		

CLAYTON COMMERCIAL GLAZING  
 3210 US HIGHWAY 70W  
 SMITHFIELD, NC 27577  
 P: 919.550.4024

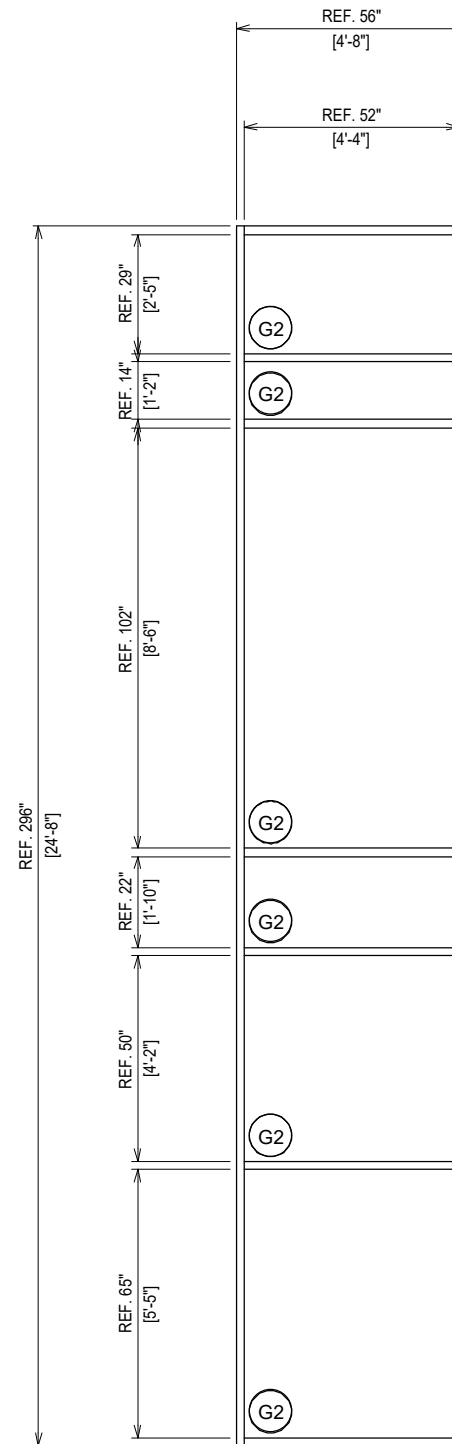
ERECTOR / G.C. NOTE:  
 PLEASE FIELD VERIFY ALL DIMENSIONS



ELEVATION **CWEX1**  
 SCALE: 1/4" = 1'-0"  
 EXISTING CURTAIN WALL  
 1" INSULATED GLASS  
 QUANTITY: 1

FOR REFERENCE ONLY  
 PLEASE FIELD VERIFY

CLAYTON COMMERCIAL IS REGLAZING EXISTING CURTAIN WALL ONLY



ELEVATION **CWEX1**  
 SCALE: 1/4" = 1'-0"  
 EXISTING CURTAIN WALL  
 1" INSULATED GLASS  
 QUANTITY: 1

FOR REFERENCE ONLY  
 PLEASE FIELD VERIFY

PROJECT: MOORE COUNTY COURTHOUSE  
 LOCATION: CARTHAGE, NC

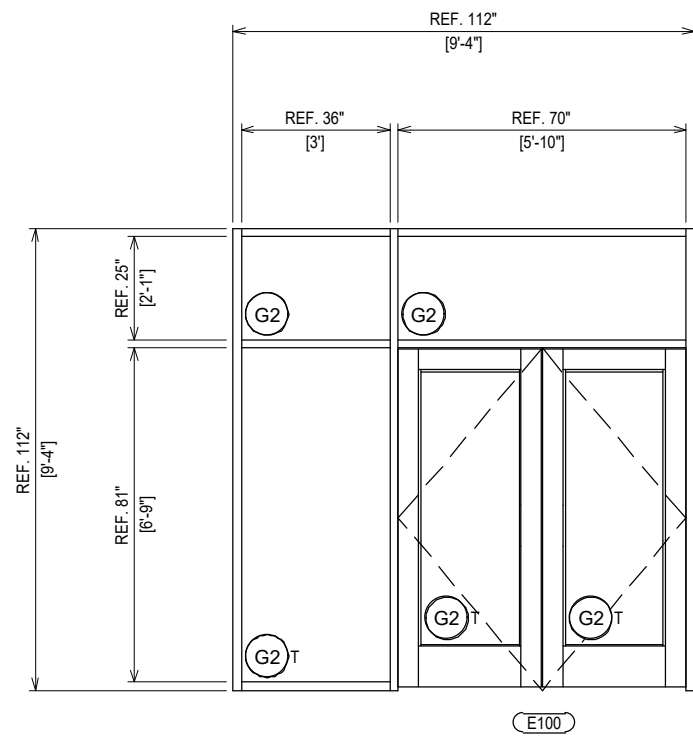
CLAYTON COMMERCIAL GLAZING  
 3210 US HIGHWAY 70W  
 SMITHFIELD, NC 27577  
 P: 919.550.4024

NO	DESCRIPTION	DATE
1	1ST SUBMISSION	08.31.21
	DRAWING SUBMISSION	

DRAWN BY:	DATE:
RA	08.31.21
CHECKED BY:	DATE:
WS	08.31.21
JOB NO.:	

ERECTOR / G.C. NOTE:  
 PLEASE FIELD VERIFY ALL DIMENSIONS

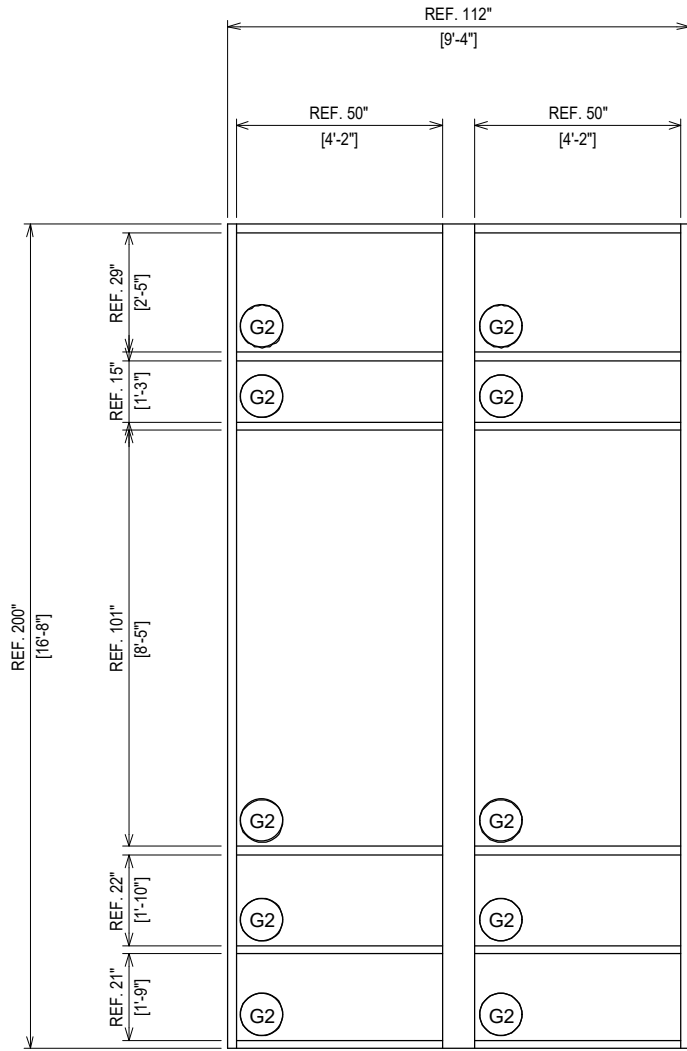




**ELEVATION CWEX3**  
 SCALE: 1/4" = 1'-0"  
 EXISTING CURTAIN WALL  
 1" INSULATED GLASS  
 QUANTITY: 1

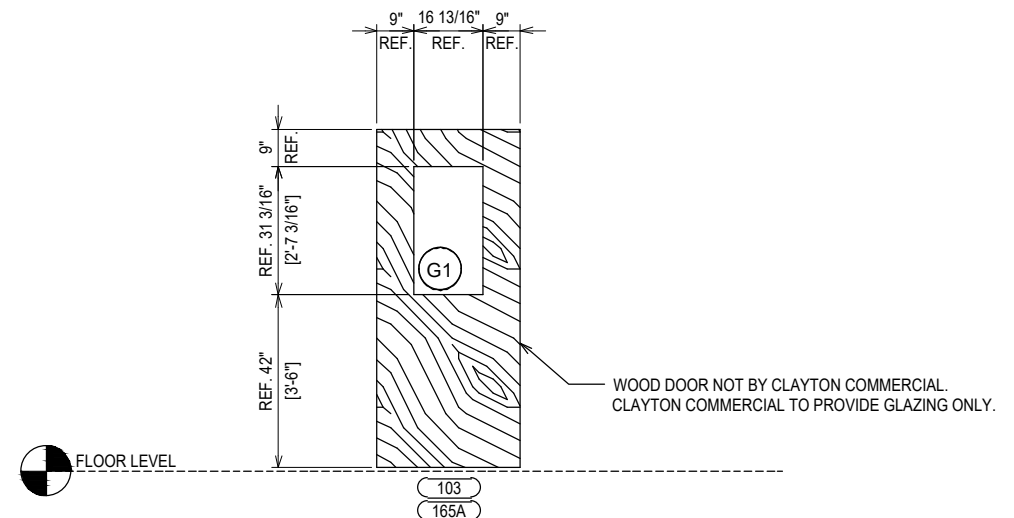
FOR REFERENCE ONLY  
 PLEASE FIELD VERIFY

CLAYTON COMMERCIAL IS REGLAZING EXISTING CURTAIN WALL ONLY

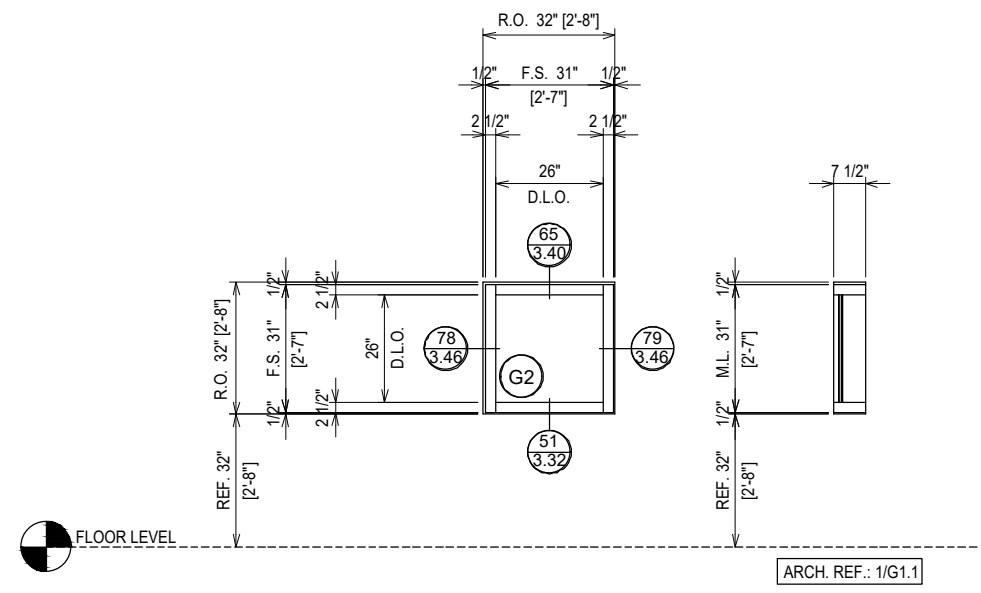


**ELEVATION CWEX4**  
 SCALE: 1/4" = 1'-0"  
 EXISTING CURTAIN WALL  
 1" INSULATED GLASS  
 QUANTITY: 1

FOR REFERENCE ONLY  
 PLEASE FIELD VERIFY

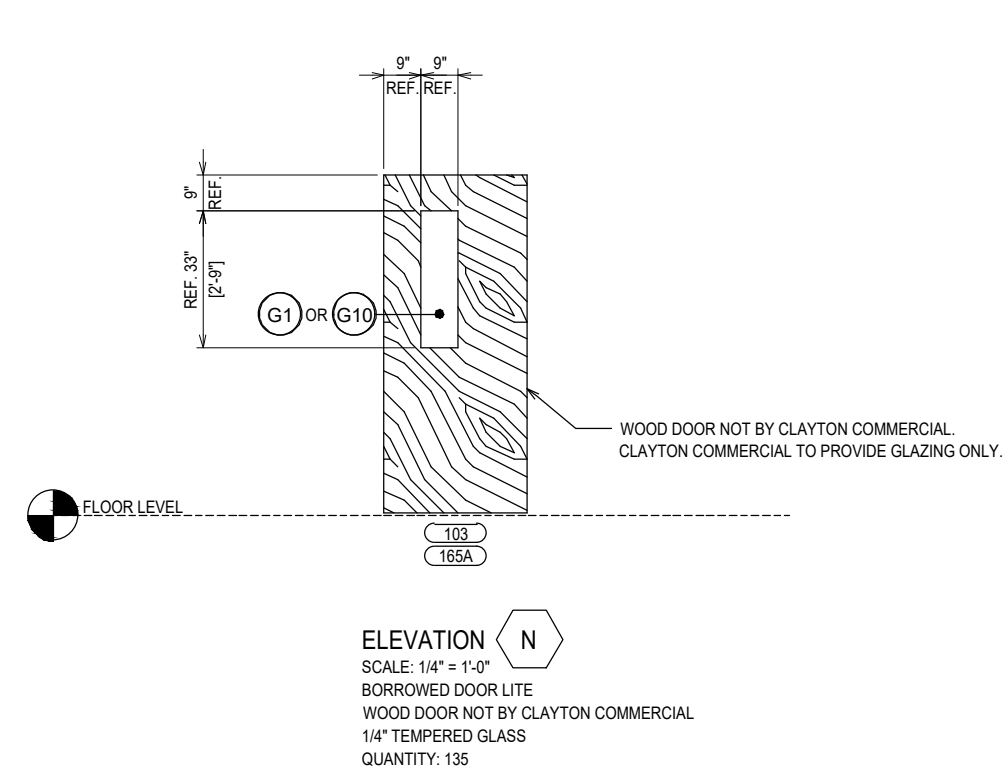
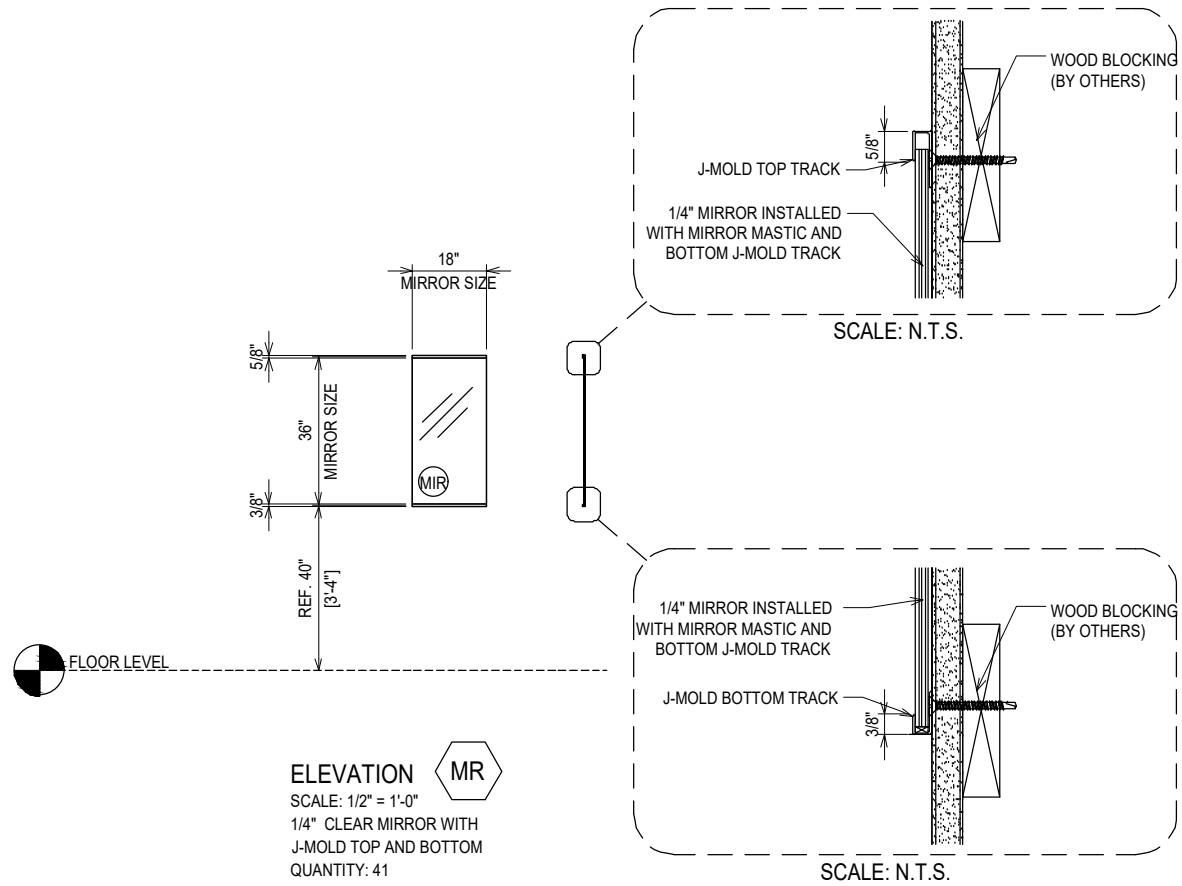


**ELEVATION G**  
 SCALE: 1/4" = 1'-0"  
 BORROWED DOOR LITE  
 WOOD DOOR NOT BY CLAYTON COMMERCIAL  
 1/4" TEMPERED GLASS  
 QUANTITY: 2



**ELEVATION MOCK**  
 SCALE: 1/4" = 1'-0"  
 KAWNEER 1600 SYS. 1 - 2 1/2" X 7 1/2"  
 EXTERIOR CURTAIN WALL  
 1" INSULATED GLASS (FRONT SET)  
 QUANTITY: 1

PROJECT:	MOORE COUNTY COURTHOUSE	
LOCATION:	CARTHAGE, NC	
NO	DESCRIPTION	DATE
1	1ST SUBMISSION	08.31.21
2		
DRAWING SUBMISSION		
CLAYTON COMMERCIAL GLAZING		
3210 US HIGHWAY 70W		
SMITHFIELD, NC 27577		
P: 919.550.4024		
DRAWN BY:	DATE:	
RA	08.31.21	
CHECKED BY:	DATE:	
WS	08.31.21	
JOB NO.:		
2.27		

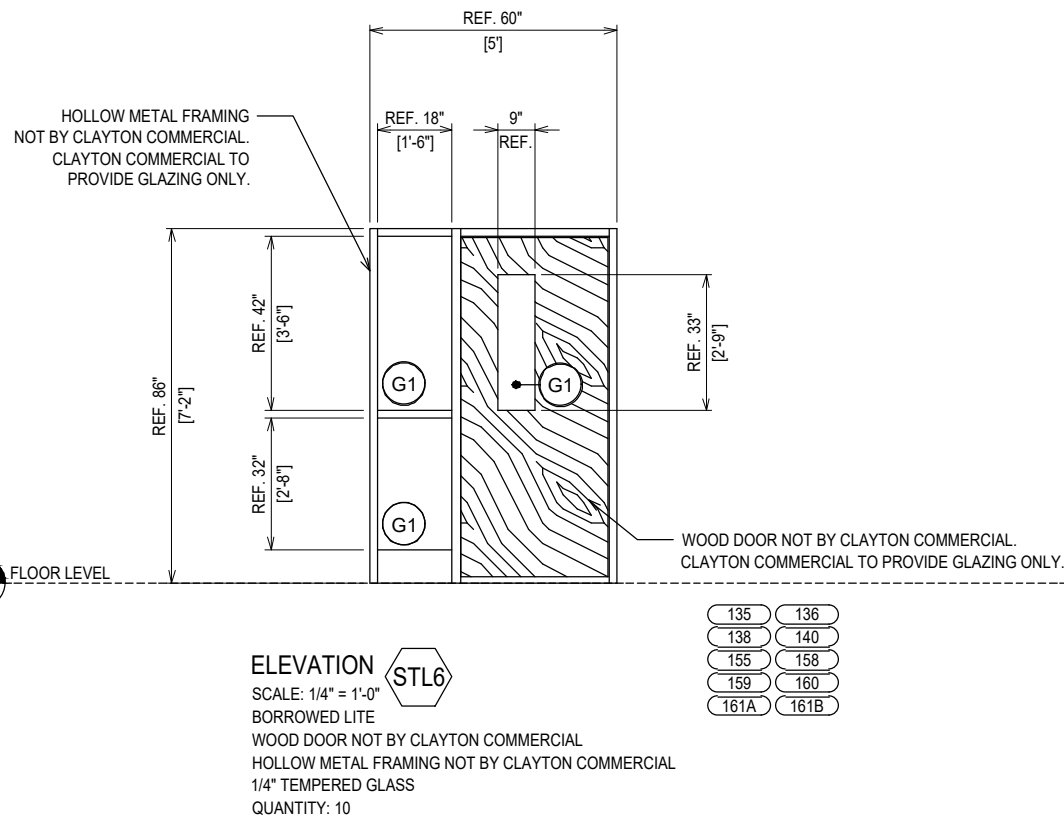


DOORS W/ "G1" GLAZING: (Q: 120)

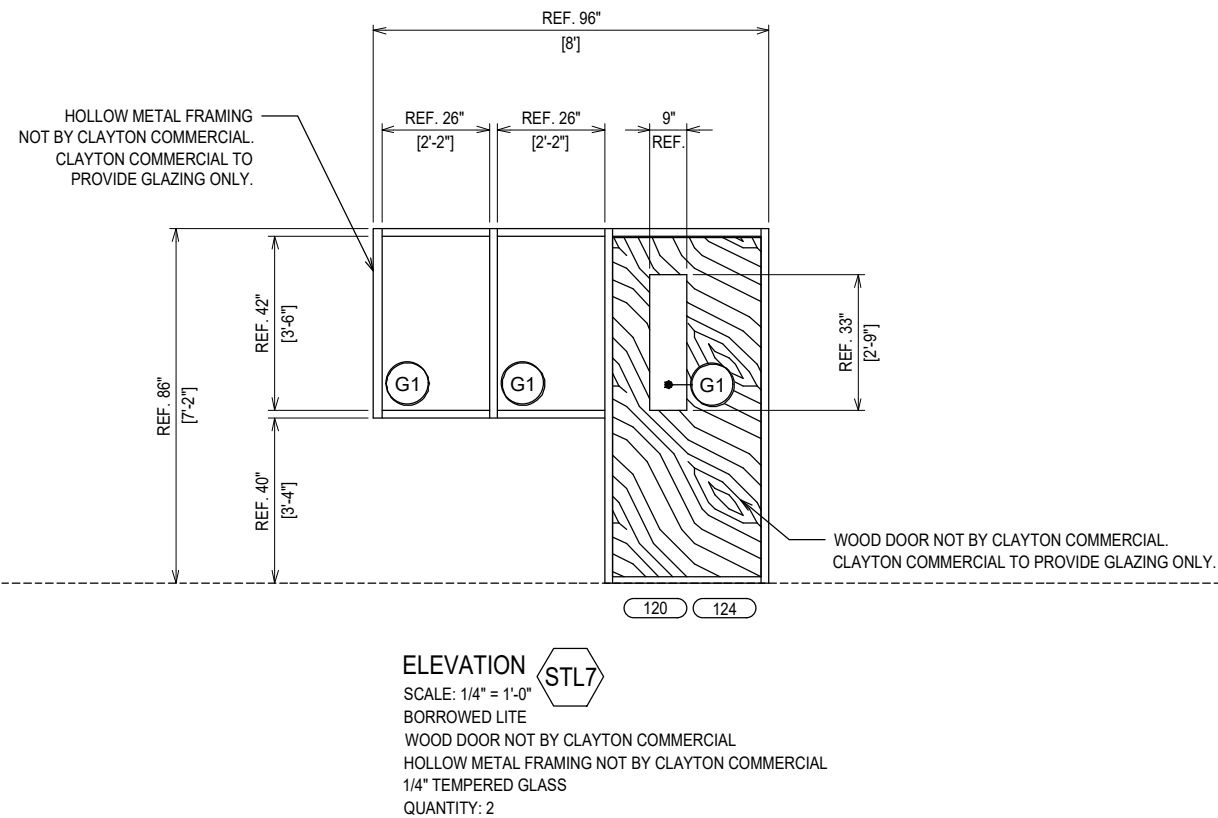
105	106A	107	108	115A
115C	118B	119A	121	123A
123B	125	127A	129	132
133	137	141	142	146
148	150	156	167A	201
202	204	205	221	222
224	225	232.1	232.2	241
249	301	302	304	305
321	322	324	326	332
334	338	350	401	403
403.1	405	413	414	416
425	E006A	E006D	E007	E007.1
E009A	E010	E013	E014	E015
E016	E017	E018	E019	E020
E021	E022	E023	E024	E025
E027	E030	E033	E034	E035
E036	E038	E039	E040	E041
E042	E043	E045	E046	E047
E048	E049	E050	E052B	E053
E055B	E057	E058	E059	E060
E061	E102	E103	E104	E105
E106	E107	E108	E109	E110
E111	E112	E113	E114	E115
E123A	E123B	E130	E131	

DOORS W/ "G10" GLAZING: (Q: 16)

S01C	S01D	S01E	S01F	S02C
S02D	S02E	S02F	S03B	S03D
S03E	S03F	S04	S04B	S04C
S04D				



135	136
138	140
155	158
159	160
161A	161B



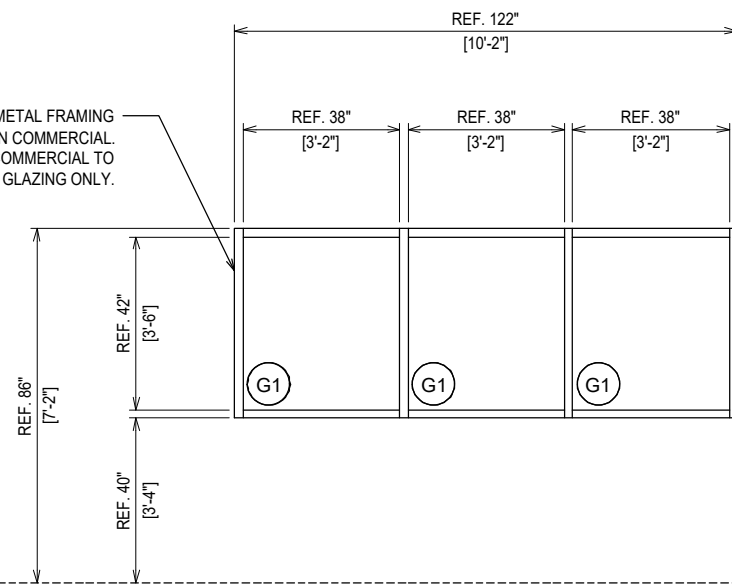
PROJECT:	MOORE COUNTY COURTHOUSE
LOCATION:	CARTHAGE, NC
DATE:	08.31.21
CHECKED BY:	WS
JOB NO.:	2.28

CLAYTON COMMERCIAL GLAZING  
3210 US HIGHWAY 70W  
SMITHFIELD, NC 27577  
P: 919.550.4024

NO	DESCRIPTION	DRAWING	SUBMISSION
1ST	SUBMISSION		
08.31.21	DATE		



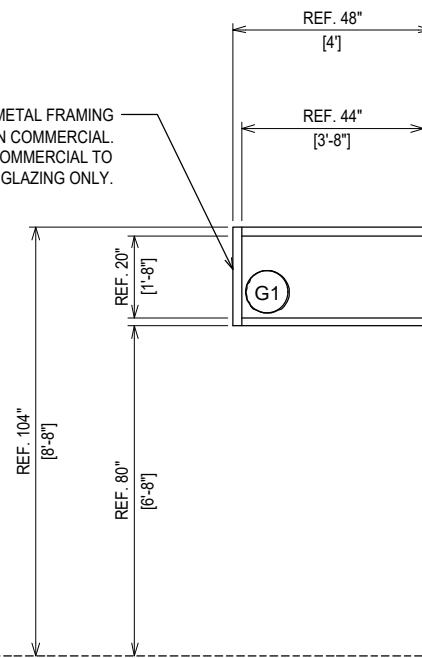
HOLLOW METAL FRAMING  
NOT BY CLAYTON COMMERCIAL.  
CLAYTON COMMERCIAL TO  
PROVIDE GLAZING ONLY.



ELEVATION **STL9**

SCALE: 1/4" = 1'-0"  
BORROWED LITE  
WOOD DOOR NOT BY CLAYTON COMMERCIAL  
HOLLOW METAL FRAMING NOT BY CLAYTON COMMERCIAL  
1/4" TEMPERED GLASS  
QUANTITY: 12

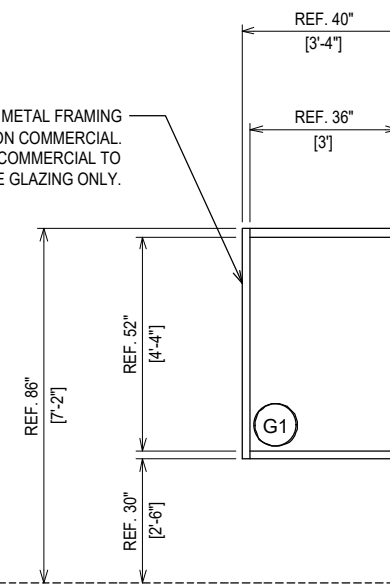
HOLLOW METAL FRAMING  
NOT BY CLAYTON COMMERCIAL.  
CLAYTON COMMERCIAL TO  
PROVIDE GLAZING ONLY.



ELEVATION **STL10**

SCALE: 1/4" = 1'-0"  
BORROWED LITE  
WOOD DOOR NOT BY CLAYTON COMMERCIAL  
HOLLOW METAL FRAMING NOT BY CLAYTON COMMERCIAL  
1/4" TEMPERED GLASS  
QUANTITY: 6

HOLLOW METAL FRAMING  
NOT BY CLAYTON COMMERCIAL.  
CLAYTON COMMERCIAL TO  
PROVIDE GLAZING ONLY.



ELEVATION **STL12**

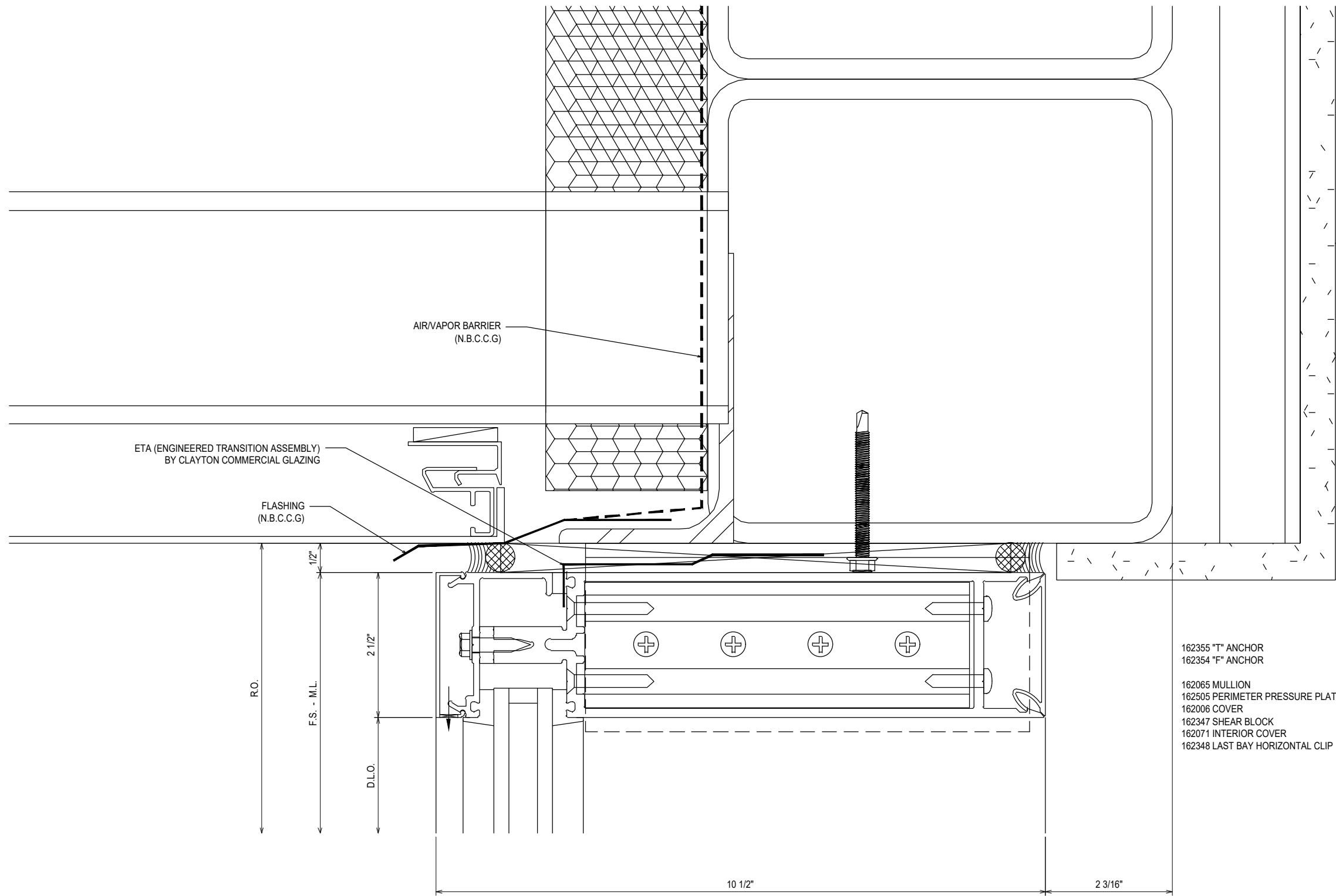
SCALE: 1/4" = 1'-0"  
BORROWED LITE  
WOOD DOOR NOT BY CLAYTON COMMERCIAL  
HOLLOW METAL FRAMING NOT BY CLAYTON COMMERCIAL  
1/4" TEMPERED GLASS  
QUANTITY: 1

NO	DESCRIPTION	DATE
1ST	SUBMISSION	08.31.21

CLAYTON COMMERCIAL GLAZING  
3210 US HIGHWAY 70W  
SMITHFIELD, NC 27577  
P: 919.550.4024

PROJECT:	MOORE COUNTY COURTHOUSE
LOCATION:	CARTHAGE, NC

DRAWN BY:	DATE:
RA	08.31.21
CHECKED BY:	DATE:
WS	08.31.21
JOB NO.:	



1  
3.01  
 REF: 11/A5.2.2  
 CW1A - CW1C

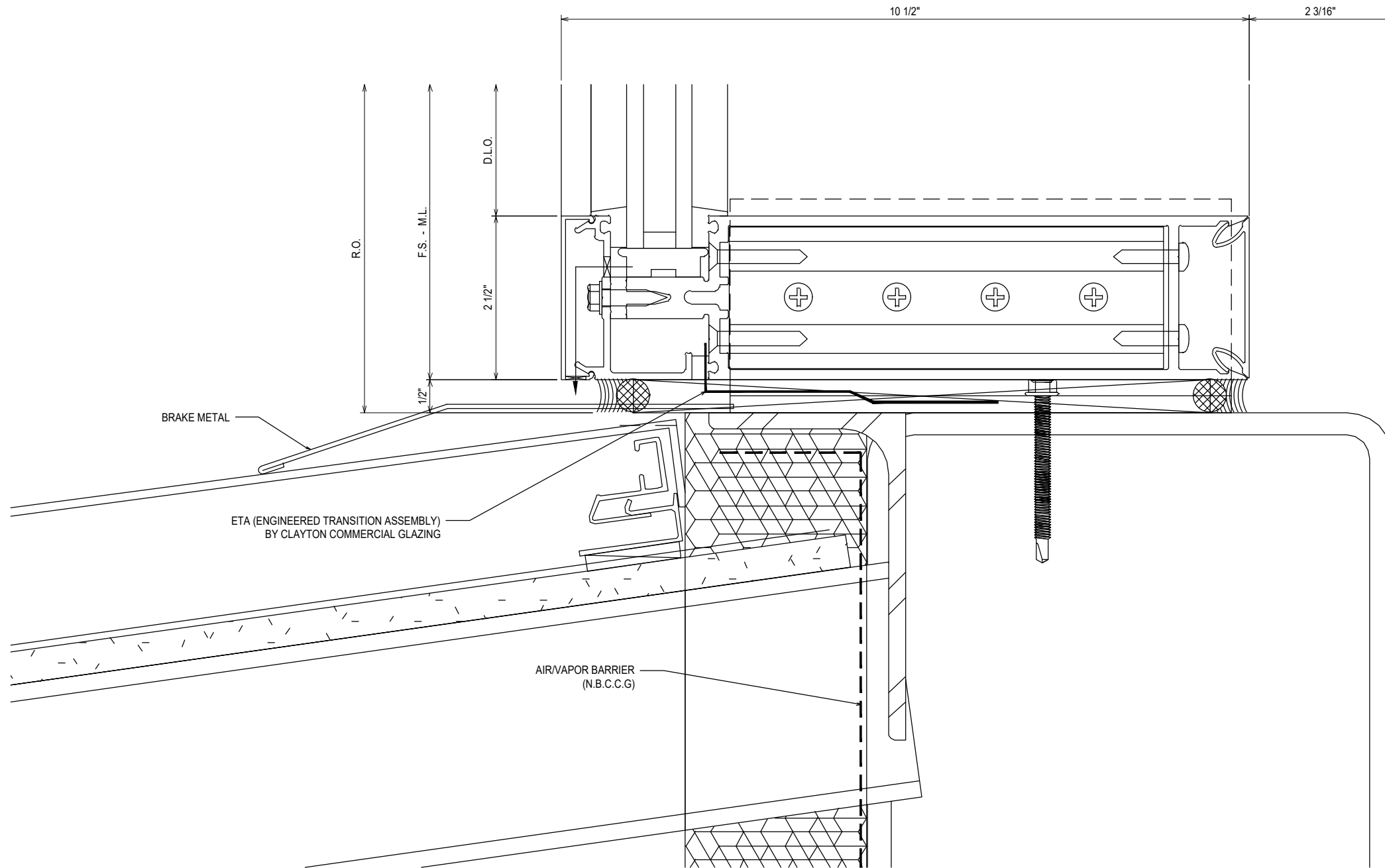
	08.31.21
NO	DESCRIPTION
1ST SUBMISSION	DRAWING SUBMISSION

**CLAYTON COMMERCIAL GLAZING**  
 3210 US HIGHWAY 70W  
 SMITHFIELD, NC 27577  
 P: 919.550.4024

PROJECT: MOORE COUNTY COURTHOUSE	
LOCATION: CARTHAGE, NC	

DRAWN BY: RA	DATE: 08.31.21
CHECKED BY: WS	DATE: 08.31.21
JOB NO.:	

3.01



- 162065 MULLION
- 162505 PERIMETER PRESSURE PLATE
- 162006 COVER
- 162347 SHEAR BLOCK
- 162071 INTERIOR COVER
- 162348 LAST BAY HORIZONTAL CLIP
- 162355 "T" ANCHOR
- 162354 "F" ANCHOR

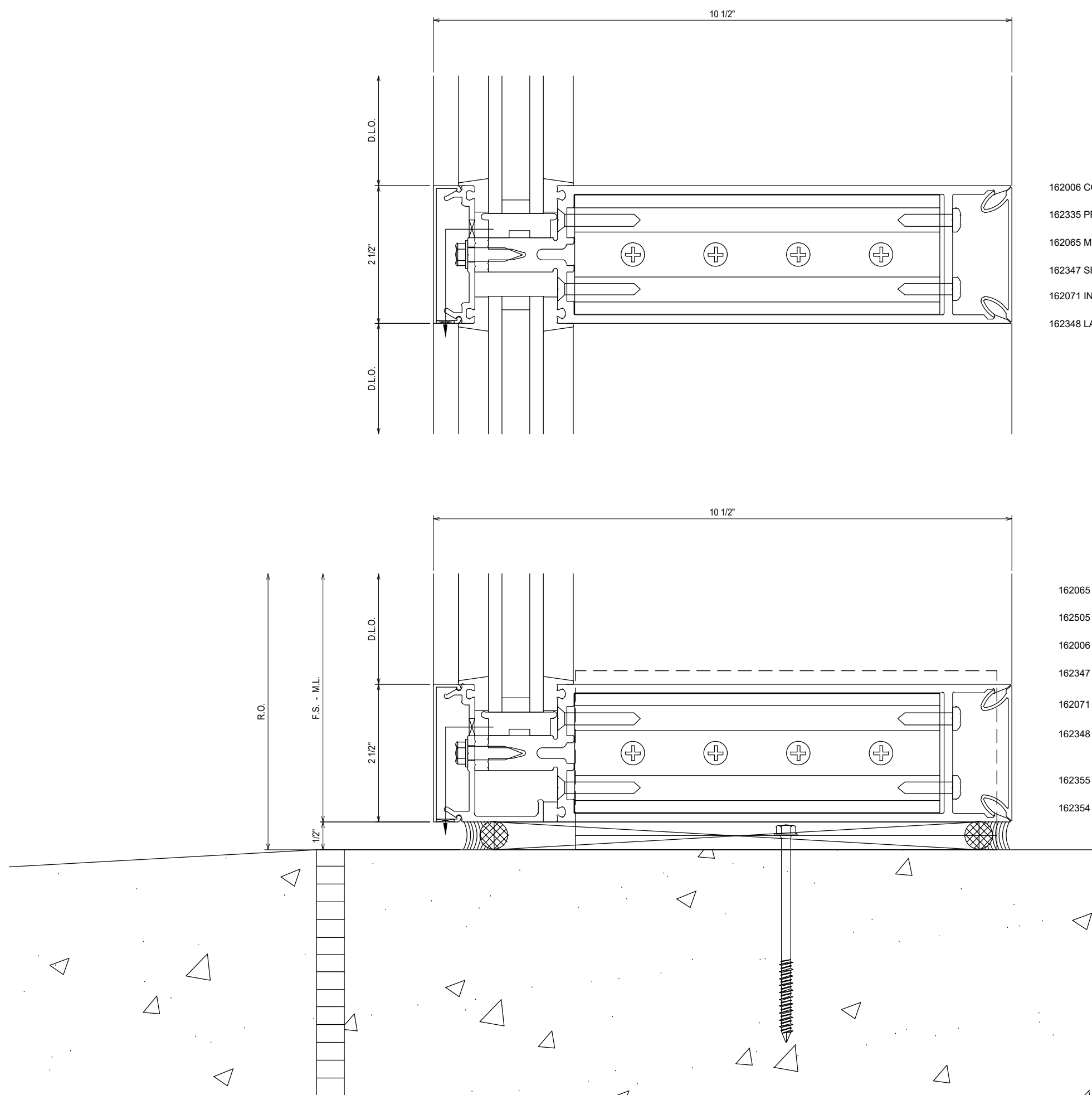
2  
3.02  
 REF: 11/A5.2.2  
 CW1A - CW1C - CW1D

NO	DESCRIPTION	DATE
1ST	SUBMISSION	08.31.21
	DRAWING	SUBMISSION

**CLAYTON COMMERCIAL GLAZING**  
**3210 US HIGHWAY 70W**  
**SMITHFIELD, NC 27577**  
**P: 919.550.4024**

PROJECT: MOORE COUNTY COURTHOUSE  
 LOCATION: CARTHAGE, NC

DRAWN BY:	DATE:
RA	08.31.21
CHECKED BY:	DATE:
WS	08.31.21
JOB NO.:	



- 162006 COVER
- 162335 PRESSURE PLATE
- 162065 MULLION
- 162347 SHEAR BLOCK
- 162071 INTERIOR COVER
- 162348 LAST BAY HORIZONTAL CLIP

3  
3.03  
 REF: N/A  
**CW1A - CW1C - CW1D**  
**CW2 - CW3 - CW4**

- 162065 MULLION
- 162505 PERIMETER PRESSURE PLATE
- 162006 COVER
- 162347 SHEAR BLOCK
- 162071 INTERIOR COVER
- 162348 LAST BAY HORIZONTAL CLIP
- 162355 "T" ANCHOR
- 162354 "F" ANCHOR

4  
3.03  
 REF: N/A  
**CW1A**

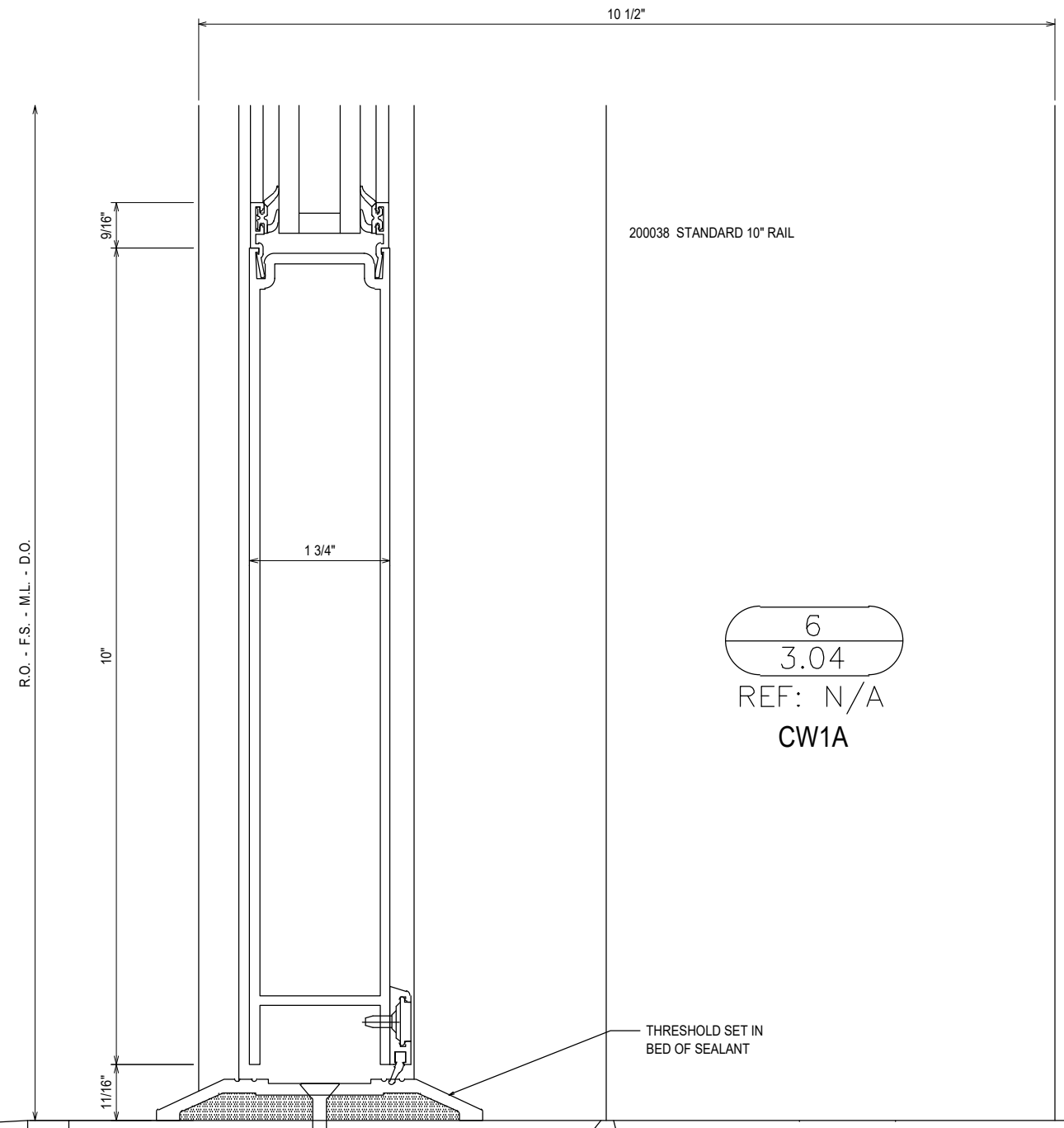
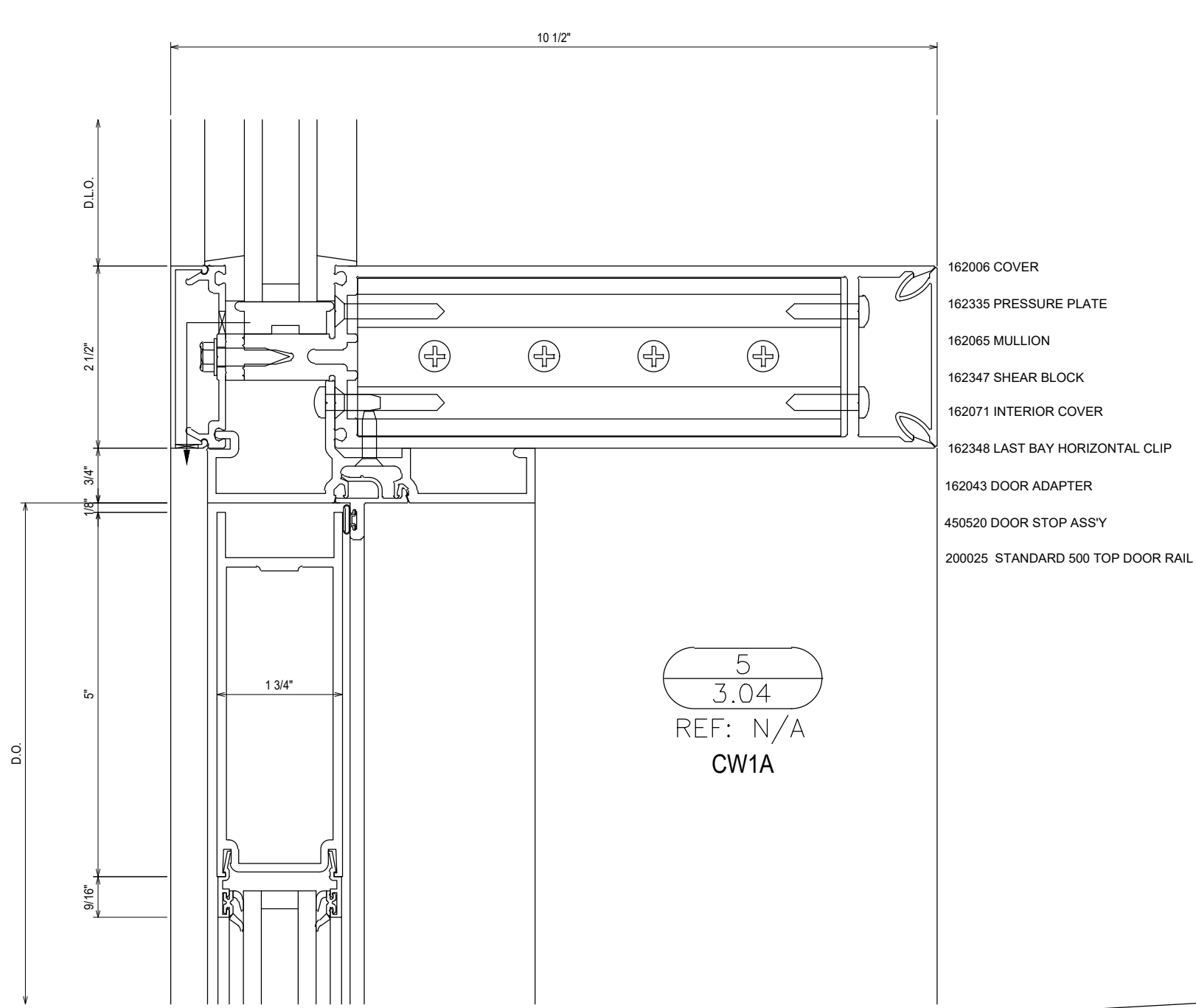
NO	DESCRIPTION	DATE
1ST	SUBMISSION	08.31.21

**CLAYTON COMMERCIAL GLAZING**  
**3210 US HIGHWAY 70W**  
**SMITHFIELD, NC 27577**  
**P: 919.550.4024**

PROJECT:	MOORE COUNTY COURTHOUSE
LOCATION:	CARTHAGE, NC

DRAWN BY:	RA	DATE:	08.31.21
CHECKED BY:	WS	DATE:	08.31.21
JOB NO.:			

3.03



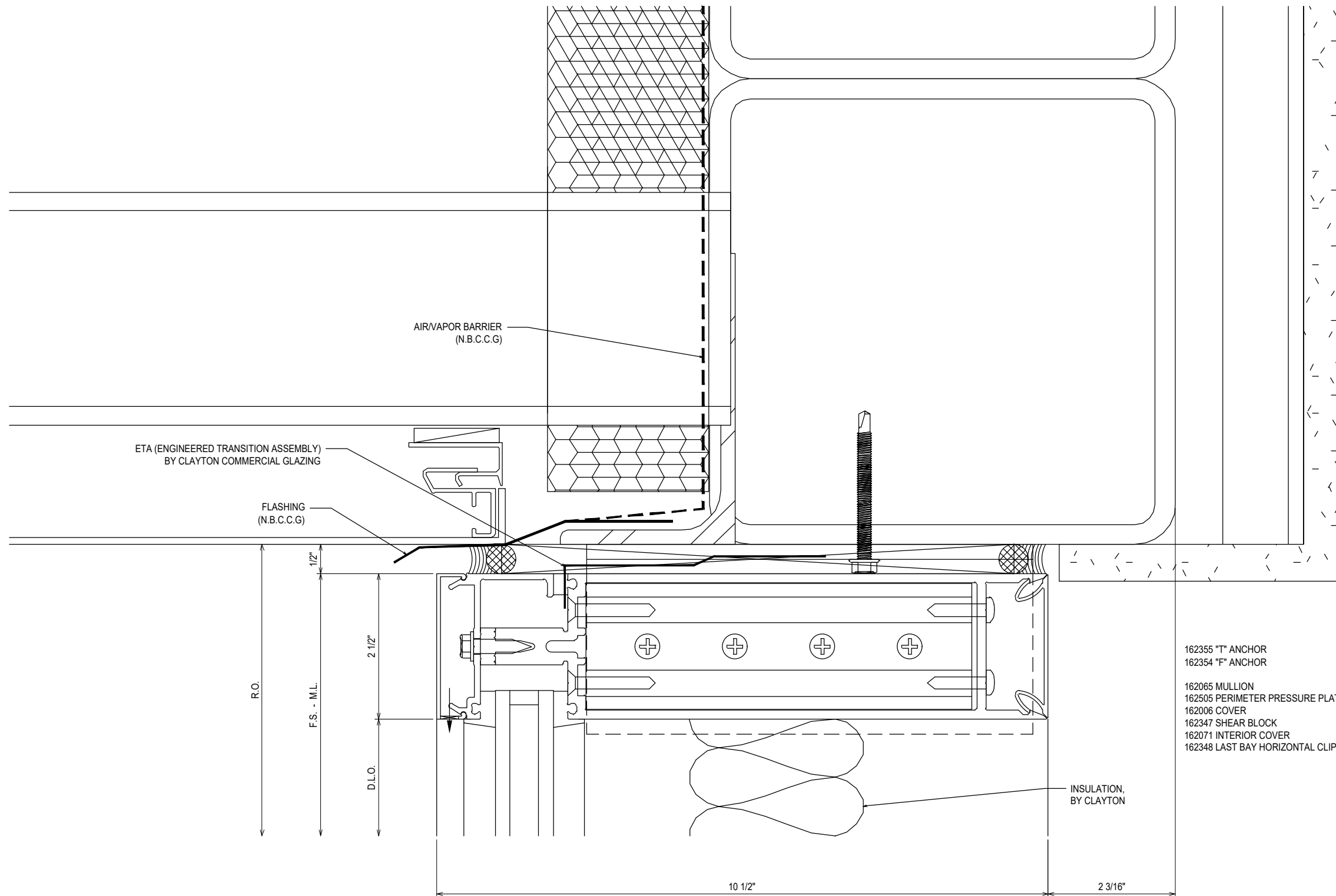
NO	DESCRIPTION	DATE
1ST	SUBMISSION	08.31.21
DRAWING SUBMISSION		

CLAYTON COMMERCIAL GLAZING  
 3210 US HIGHWAY 70W  
 SMITHFIELD, NC 27577  
 P: 919.550.4024

PROJECT: MOORE COUNTY COURTHOUSE  
 LOCATION: CARTHAGE, NC

DRAWN BY:	DATE:
RA	08.31.21
CHECKED BY:	DATE:
WS	08.31.21
JOB NO.:	

3.04



7  
3.05  
 REF: 11/A5.2.2  
 CW1B

NO	DESCRIPTION	DATE
1	1ST SUBMISSION	08.31.21

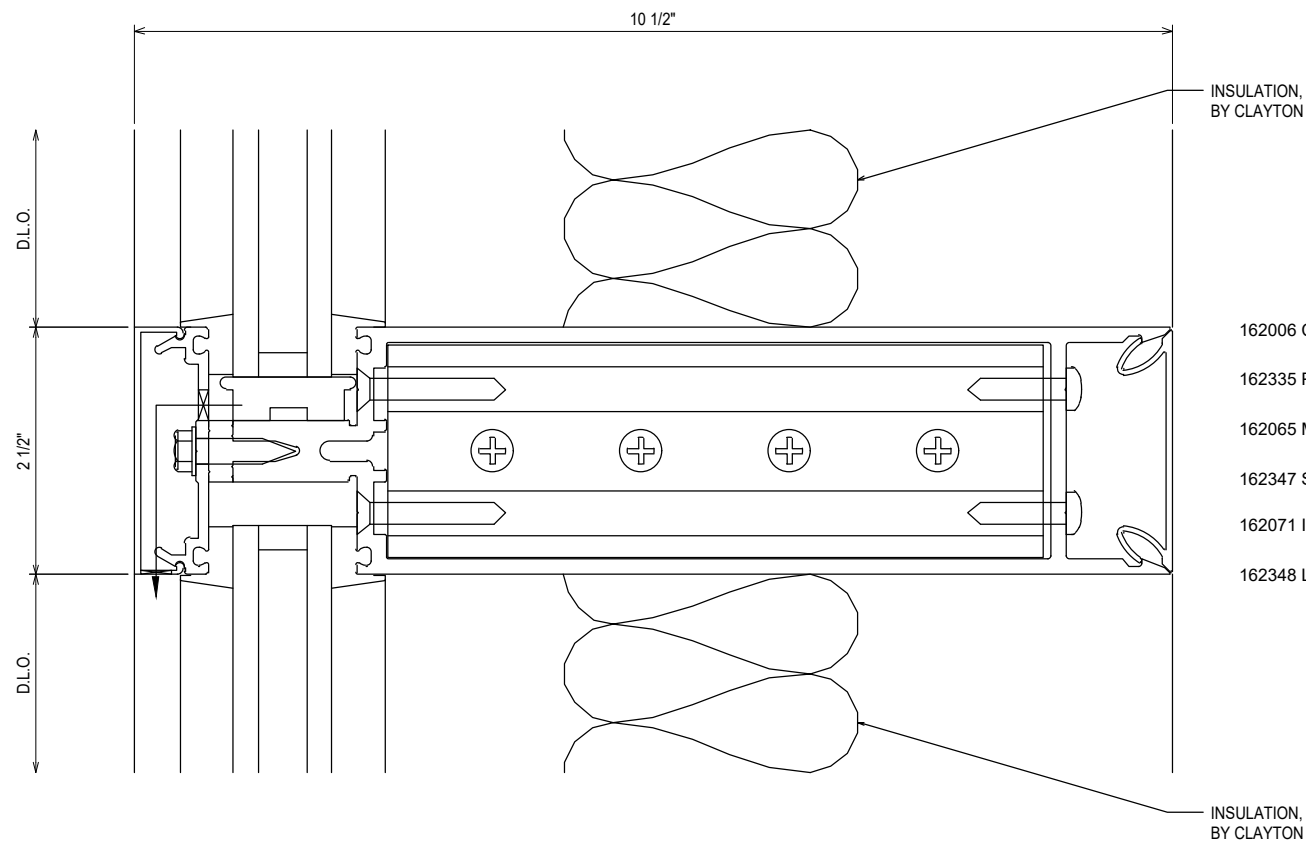
CLAYTON COMMERCIAL GLAZING  
 3210 US HIGHWAY 70W  
 SMITHFIELD, NC 27577  
 P: 919.550.4024

PROJECT: MOORE COUNTY COURTHOUSE  
 LOCATION: CARTHAGE, NC

DRAWN BY:	DATE:
RA	08.31.21
CHECKED BY:	DATE:
WS	08.31.21
JOB NO.:	

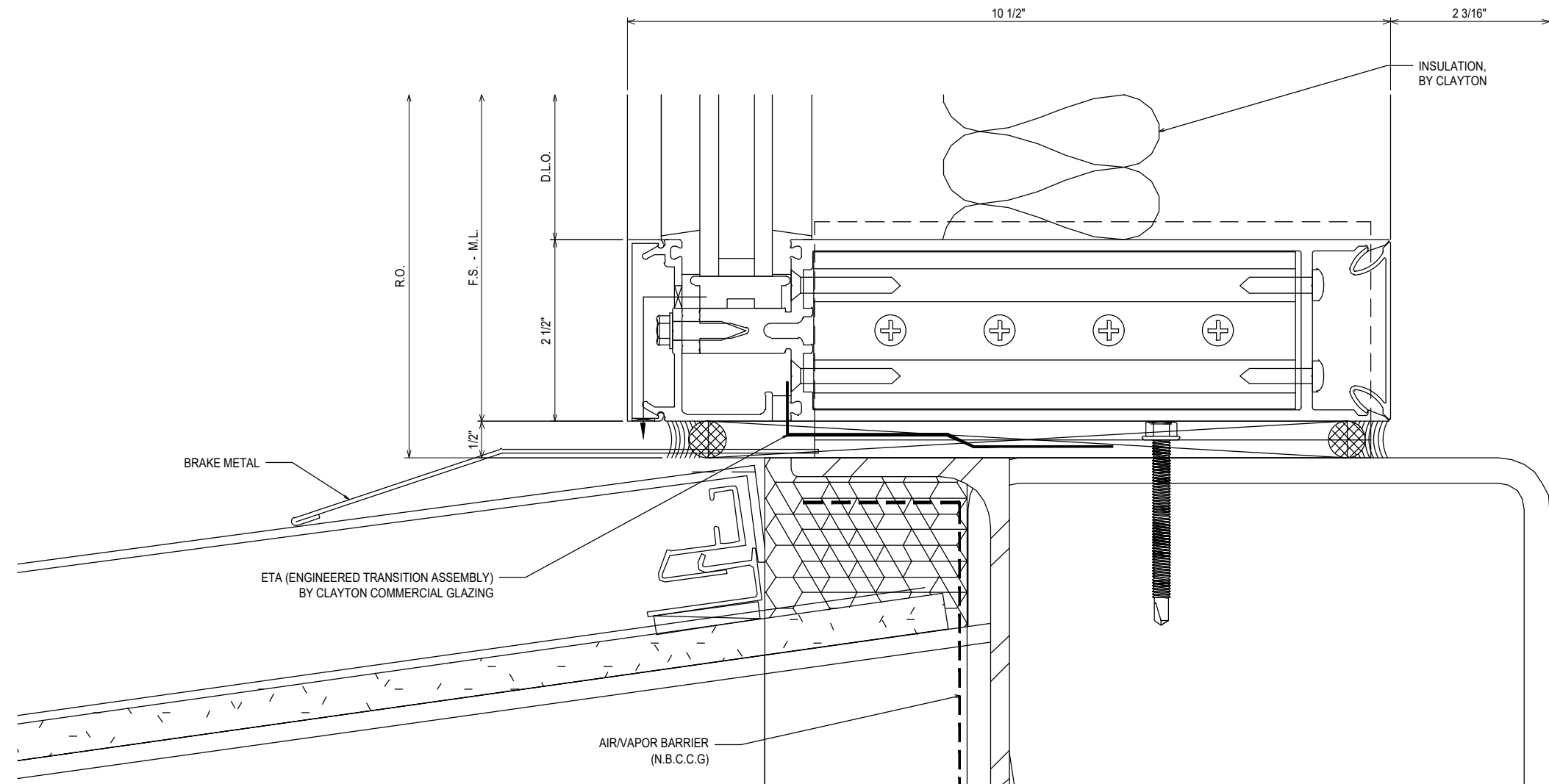
3.05





- INSULATION, BY CLAYTON
- 162006 COVER
- 162335 PRESSURE PLATE
- 162065 MULLION
- 162347 SHEAR BLOCK
- 162071 INTERIOR COVER
- 162348 LAST BAY HORIZONTAL CLIP
- INSULATION, BY CLAYTON

8  
3.06  
REF: N/A  
CW1B - CW5



- INSULATION, BY CLAYTON
- 162065 MULLION
- 162505 PERIMETER PRESSURE PLATE
- 162006 COVER
- 162347 SHEAR BLOCK
- 162071 INTERIOR COVER
- 162348 LAST BAY HORIZONTAL CLIP
- 162355 "T" ANCHOR
- 162354 "F" ANCHOR

9  
3.06  
REF: 11/A5.2.2  
CW1B

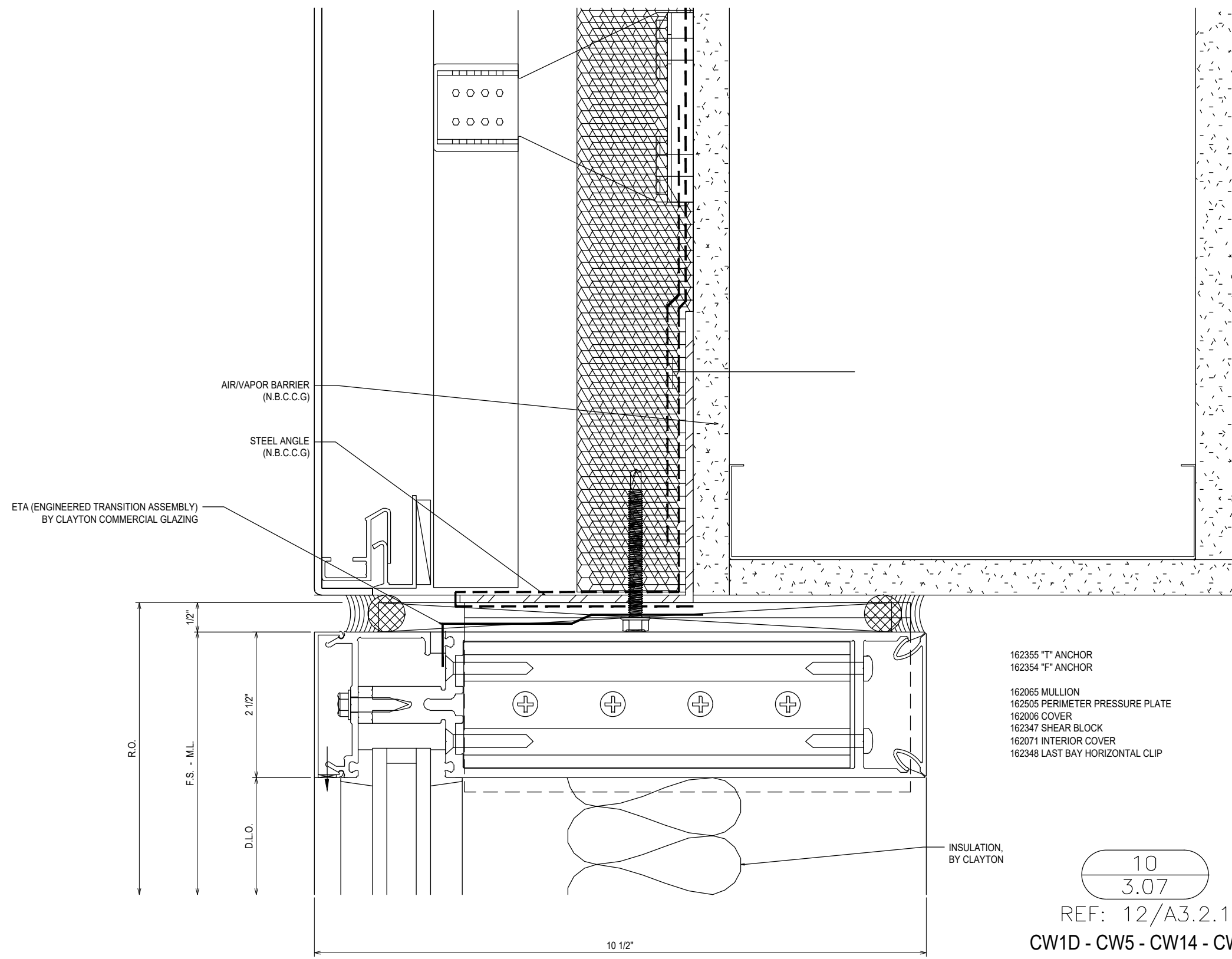
NO	DESCRIPTION	DATE
1ST	SUBMISSION	08.31.21

CLAYTON COMMERCIAL GLAZING  
3210 US HIGHWAY 70W  
SMITHFIELD, NC 27577  
P: 919.550.4024

PROJECT:	MOORE COUNTY COURTHOUSE
LOCATION:	CARTHAGE, NC

DRAWN BY:	DATE:
RA	08.31.21
CHECKED BY:	DATE:
WS	08.31.21
JOB NO.:	

3.06



- 162355 "T" ANCHOR
- 162354 "F" ANCHOR
- 162065 MULLION
- 162505 PERIMETER PRESSURE PLATE
- 162006 COVER
- 162347 SHEAR BLOCK
- 162071 INTERIOR COVER
- 162348 LAST BAY HORIZONTAL CLIP

INSULATION,  
BY CLAYTON

10  
 3.07

REF: 12/A3.2.1  
 CW1D - CW5 - CW14 - CW15

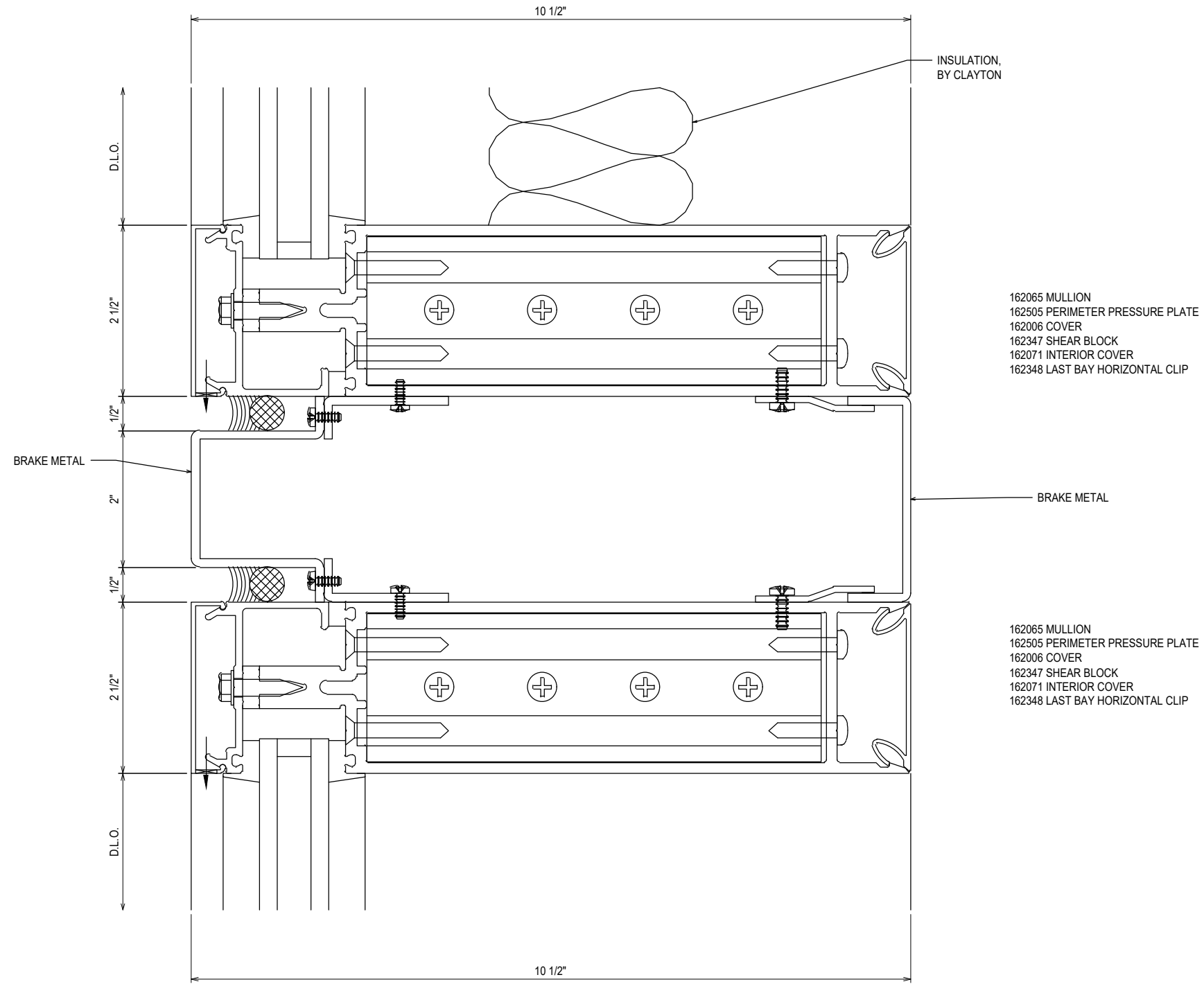
NO	DESCRIPTION	DATE
1ST	SUBMISSION	08.31.21

CLAYTON COMMERCIAL GLAZING  
 3210 US HIGHWAY 70W  
 SMITHFIELD, NC 27577  
 P: 919.550.4024

PROJECT: MOORE COUNTY COURTHOUSE  
 LOCATION: CARTHAGE, NC

DRAWN BY:	DATE:
RA	08.31.21
CHECKED BY:	DATE:
WS	08.31.21
JOB NO.:	

3.07



11
3.08

 REF: N/A  
 CW1D - CW14 - CW15

NO	DESCRIPTION	DATE
1ST	SUBMISSION	08.31.21
DRAWING SUBMISSION		

CLAYTON COMMERCIAL GLAZING  
 3210 US HIGHWAY 70W  
 SMITHFIELD, NC 27577  
 P: 919.550.4024

PROJECT: MOORE COUNTY COURTHOUSE  
 LOCATION: CARTHAGE, NC

DRAWN BY:	DATE:
RA	08.31.21
CHECKED BY:	DATE:
WS	08.31.21
JOB NO.:	

3.08

AIR/VAPOR BARRIER (N.B.C.C.G)

ETA (ENGINEERED TRANSITION ASSEMBLY)  
BY CLAYTON COMMERCIAL GLAZING

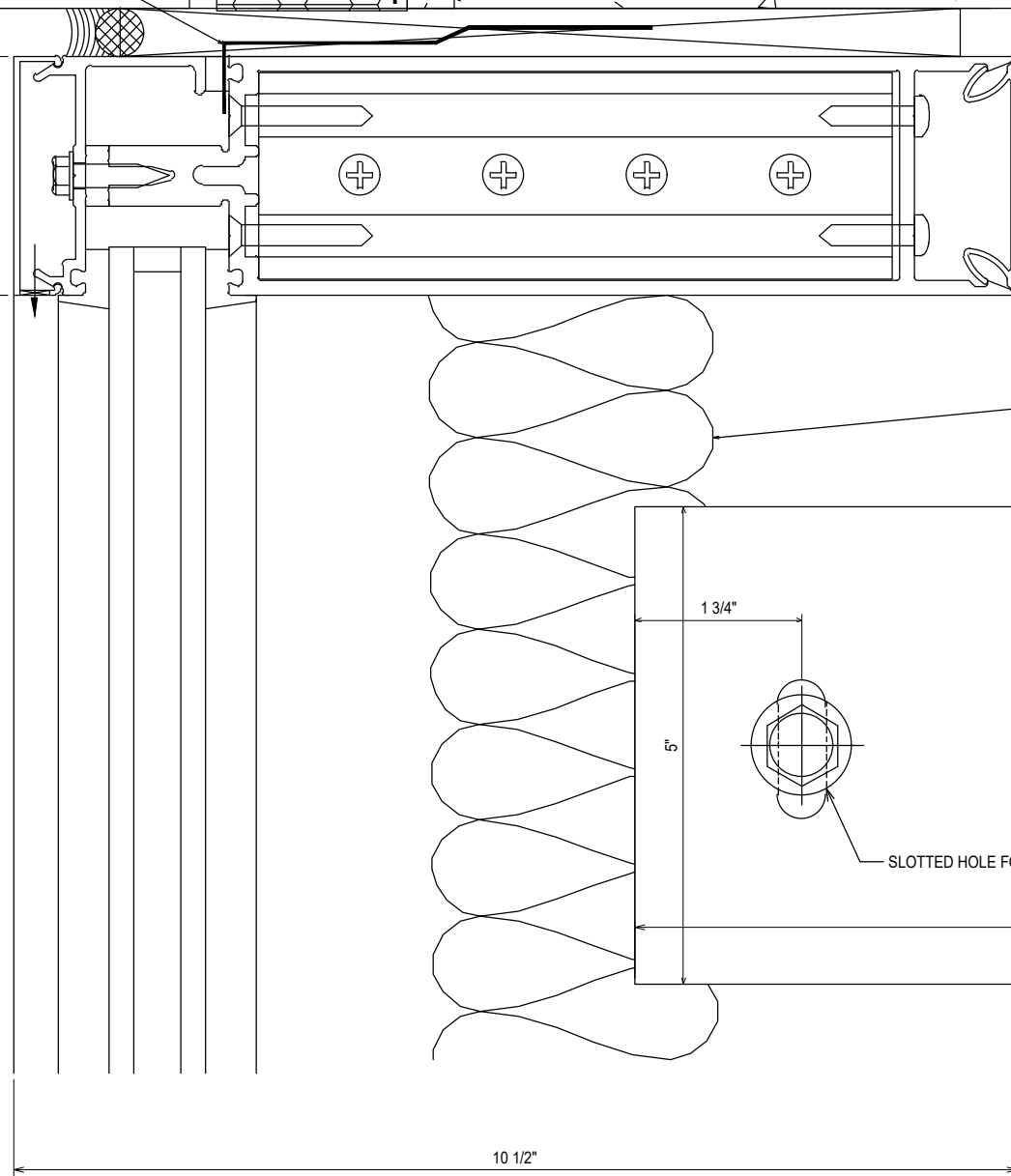
1 1/2"

2 1/2"

R.O.

F.S. - M.L.

D.L.O.



12  
3.09  
REF: 4/A5.2.2  
CW2 - CW3

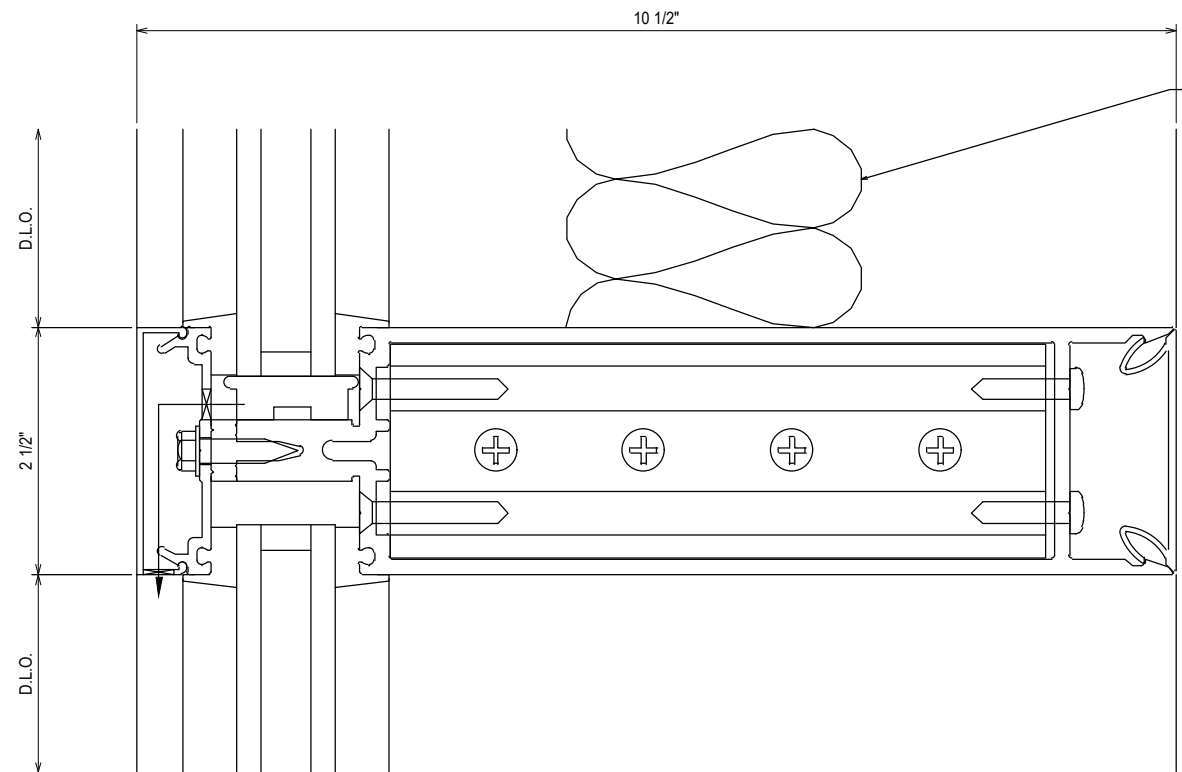
NO	DESCRIPTION	DATE
1	1ST SUBMISSION	08.31.21

CLAYTON COMMERCIAL GLAZING  
3210 US HIGHWAY 70W  
SMITHFIELD, NC 27577  
P: 919.550.4024

PROJECT:	MOORE COUNTY COURTHOUSE
LOCATION:	CARTHAGE, NC

DRAWN BY:	RA	DATE:	08.31.21
CHECKED BY:	WS	DATE:	08.31.21
JOB NO.:			

3.09

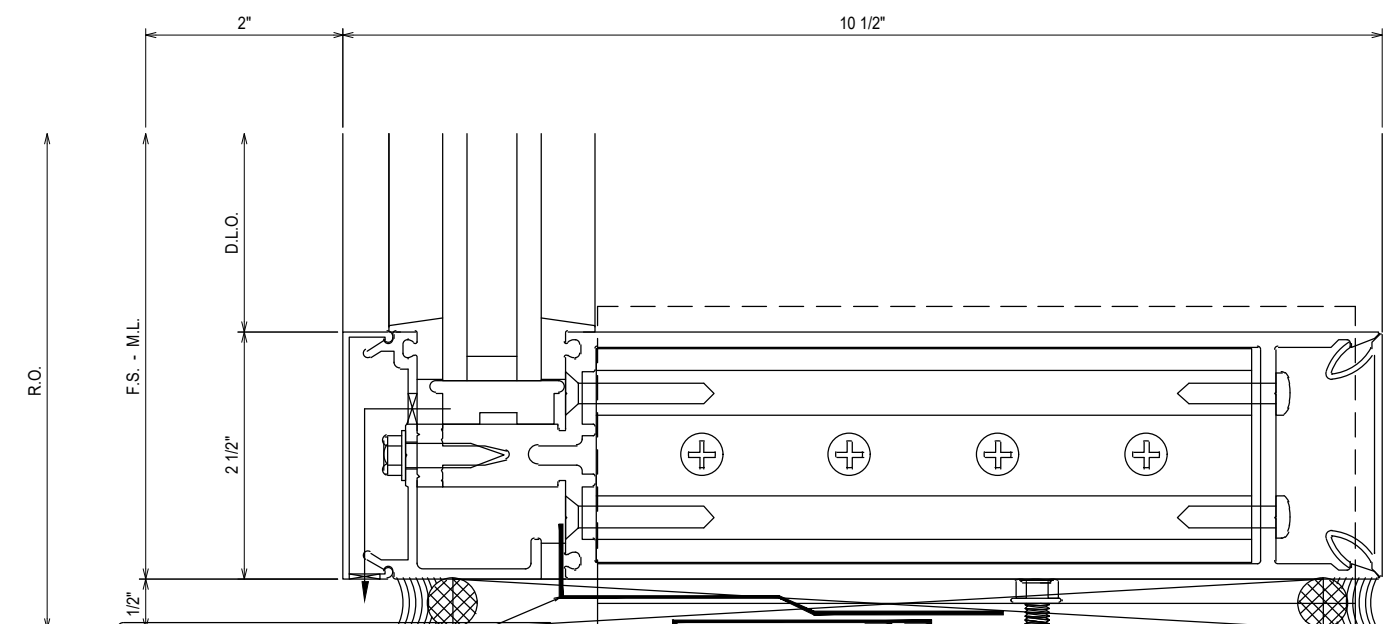


INSULATION,  
BY CLAYTON

- 162006 COVER
- 162335 PRESSURE PLATE
- 162065 MULLION
- 162347 SHEAR BLOCK
- 162071 INTERIOR COVER
- 162348 LAST BAY HORIZONTAL CLIP

13  
3.10

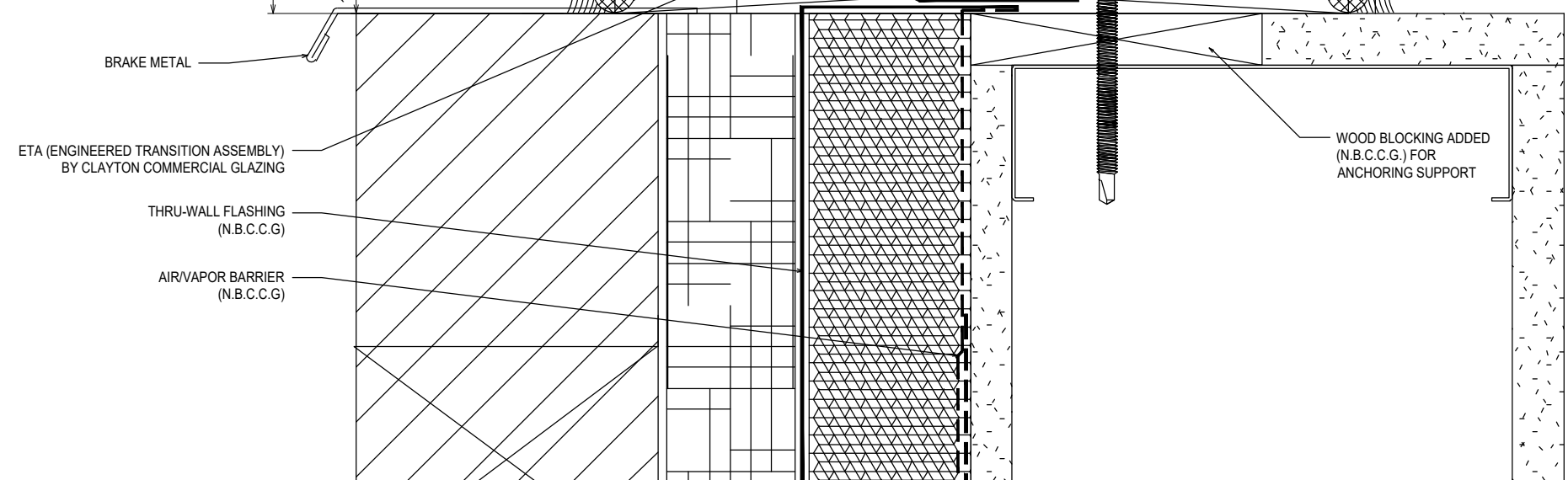
REF: N/A  
CW2 - CW3 - CW5  
CW14 - CW15



- 162065 MULLION
- 162505 PERIMETER PRESSURE PLATE
- 162006 COVER
- 162347 SHEAR BLOCK
- 162071 INTERIOR COVER
- 162348 LAST BAY HORIZONTAL CLIP
- 162355 "T" ANCHOR
- 162354 "F" ANCHOR

14  
3.10

REF: 7/A3.2.1  
CW2 - CW3 - CW4



BRAKE METAL

ETA (ENGINEERED TRANSITION ASSEMBLY)  
BY CLAYTON COMMERCIAL GLAZING

THRU-WALL FLASHING  
(N.B.C.C.G.)

AIR/VAPOR BARRIER  
(N.B.C.C.G.)

WOOD BLOCKING ADDED  
(N.B.C.C.G.) FOR  
ANCHORING SUPPORT

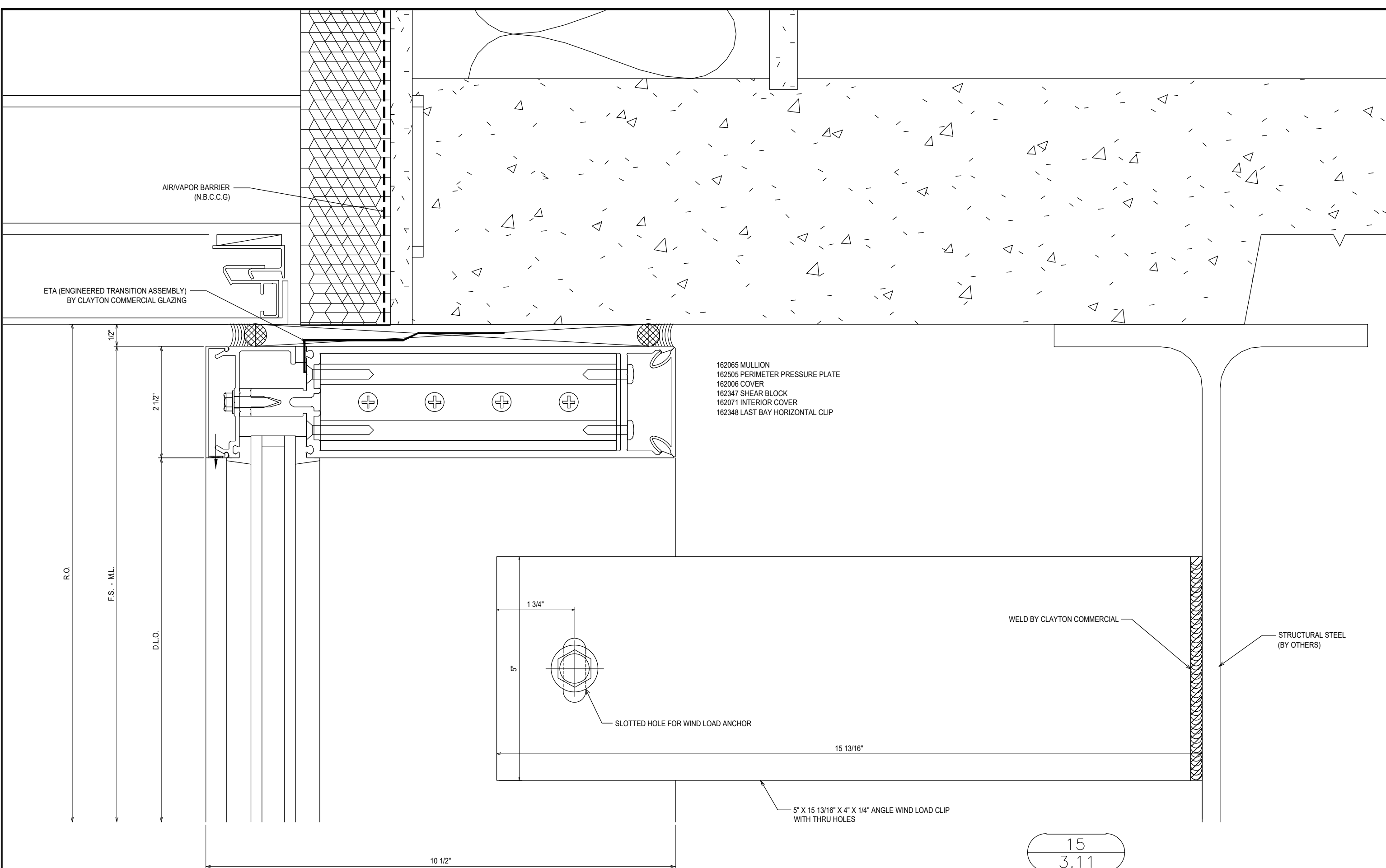
NO	DESCRIPTION	DATE
1ST	SUBMISSION	08.31.21

CLAYTON COMMERCIAL GLAZING  
3210 US HIGHWAY 70W  
SMITHFIELD, NC 27577  
P: 919.550.4024

PROJECT: MOORE COUNTY COURTHOUSE  
LOCATION: CARTHAGE, NC

DRAWN BY:	DATE:
RA	08.31.21
CHECKED BY:	DATE:
WS	08.31.21

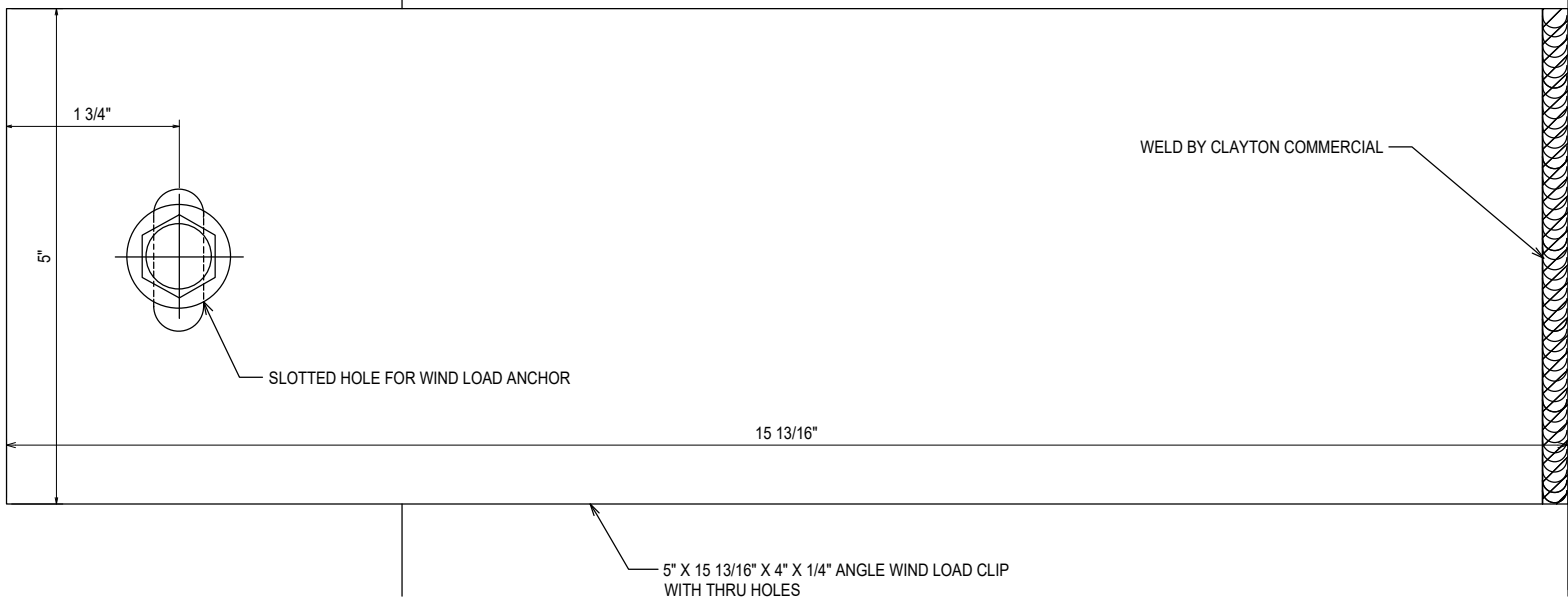
JOB NO.:  
**3.10**



ETA (ENGINEERED TRANSITION ASSEMBLY)  
BY CLAYTON COMMERCIAL GLAZING

AIR/VAPOR BARRIER  
(N.B.C.C.G)

162065 MULLION  
162505 PERIMETER PRESSURE PLATE  
162006 COVER  
162347 SHEAR BLOCK  
162071 INTERIOR COVER  
162348 LAST BAY HORIZONTAL CLIP



WELD BY CLAYTON COMMERCIAL

STRUCTURAL STEEL  
(BY OTHERS)

15  
3.11

REF: 4/A5.2.2  
CW4

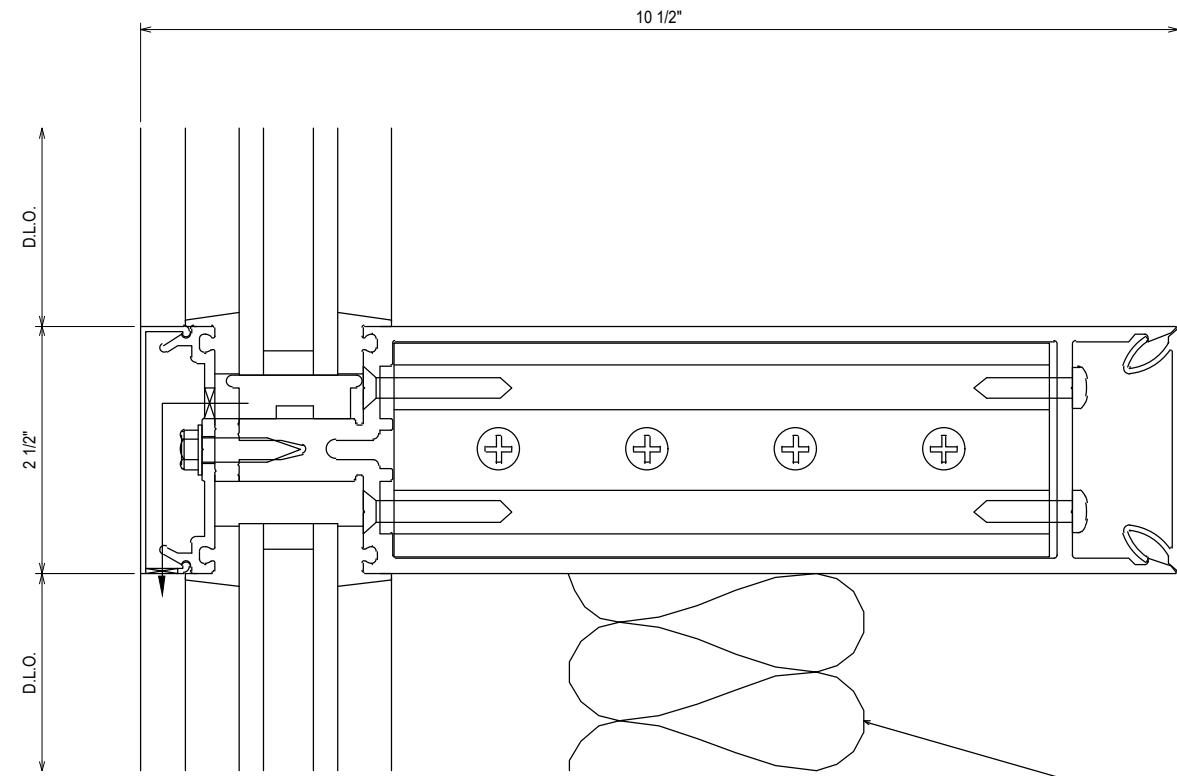
NO	DESCRIPTION	DATE
1ST	SUBMISSION	08.31.21
	DRAWING	SUBMISSION

CLAYTON COMMERCIAL GLAZING  
3210 US HIGHWAY 70W  
SMITHFIELD, NC 27577  
P: 919.550.4024

PROJECT: MOORE COUNTY COURTHOUSE  
LOCATION: CARTHAGE, NC

DRAWN BY:	DATE:
RA	08.31.21
CHECKED BY:	DATE:
WS	08.31.21
JOB NO.:	

3.11

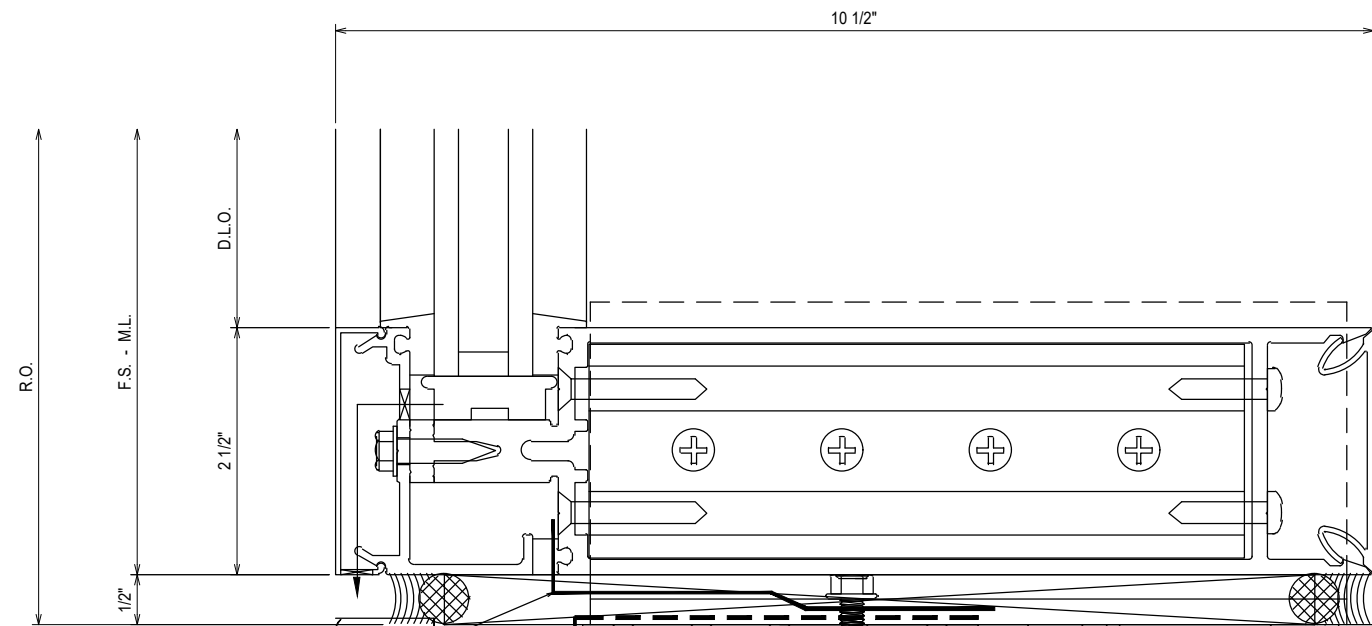


- 162006 COVER
- 162335 PRESSURE PLATE
- 162065 MULLION
- 162347 SHEAR BLOCK
- 162071 INTERIOR COVER
- 162348 LAST BAY HORIZONTAL CLIP

16  
3.12

REF: N/A  
CW5 - CW14 - CW15

INSULATION,  
BY CLAYTON



- 162065 MULLION
- 162505 PERIMETER PRESSURE PLATE
- 162006 COVER
- 162347 SHEAR BLOCK
- 162071 INTERIOR COVER
- 162348 LAST BAY HORIZONTAL CLIP
- 162355 "T" ANCHOR
- 162354 "F" ANCHOR

17  
3.12

REF: 10/A3.2.1  
CW5 - CW14 - CW15

ETA (ENGINEERED TRANSITION ASSEMBLY)  
BY CLAYTON COMMERCIAL GLAZING

AIR/VAPOR BARRIER  
(N.B.C.C.G)

STEEL ANGLE  
(N.B.C.C.G)

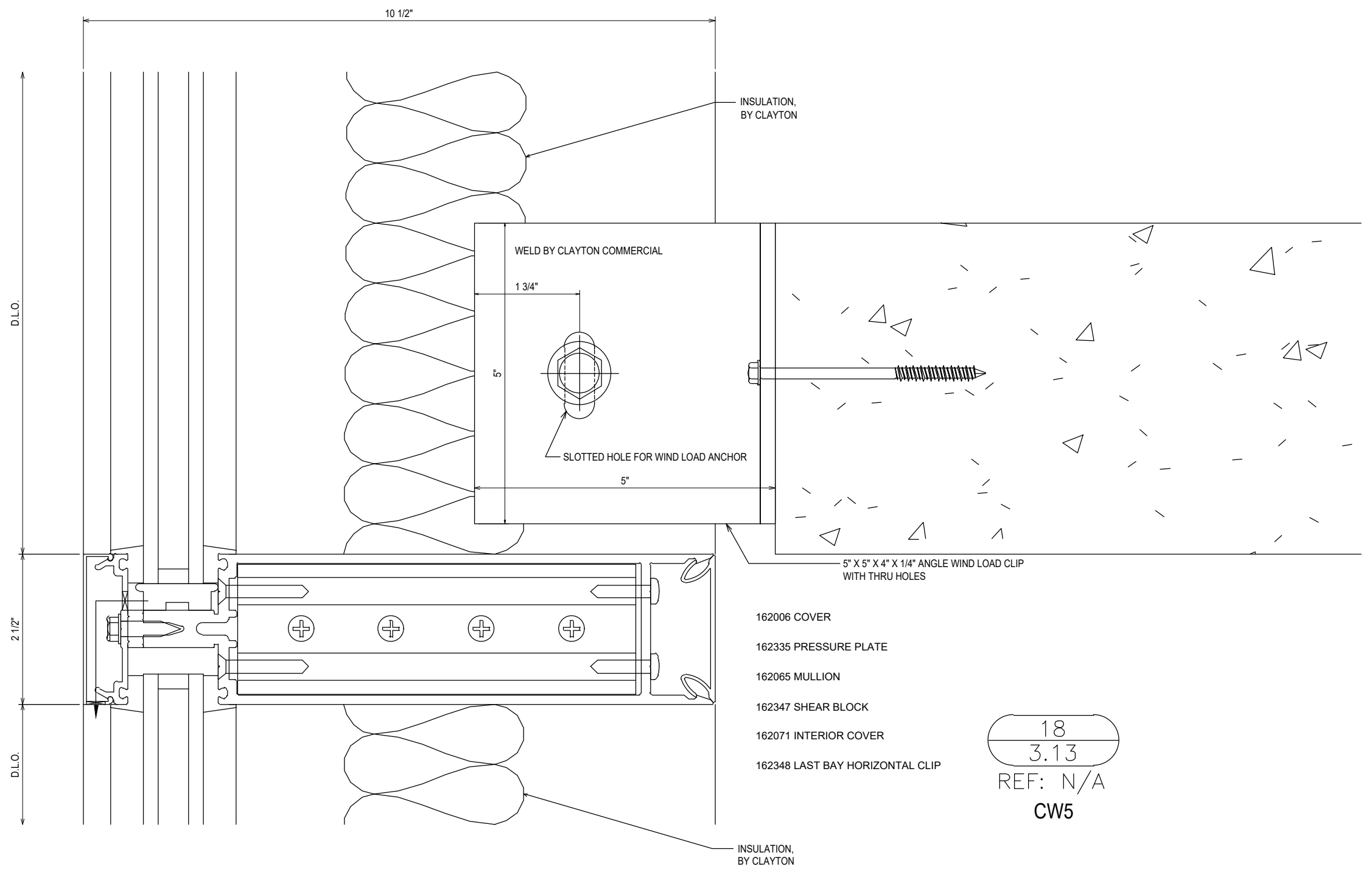
NO	DESCRIPTION	DATE
1	1ST SUBMISSION	08.31.21

CLAYTON COMMERCIAL GLAZING  
3210 US HIGHWAY 70W  
SMITHFIELD, NC 27577  
P: 919.550.4024

PROJECT:	MOORE COUNTY COURTHOUSE
LOCATION:	CARTHAGE, NC

DRAWN BY:	RA	DATE:	08.31.21
CHECKED BY:	WS	DATE:	08.31.21
JOB NO.:			

3.12

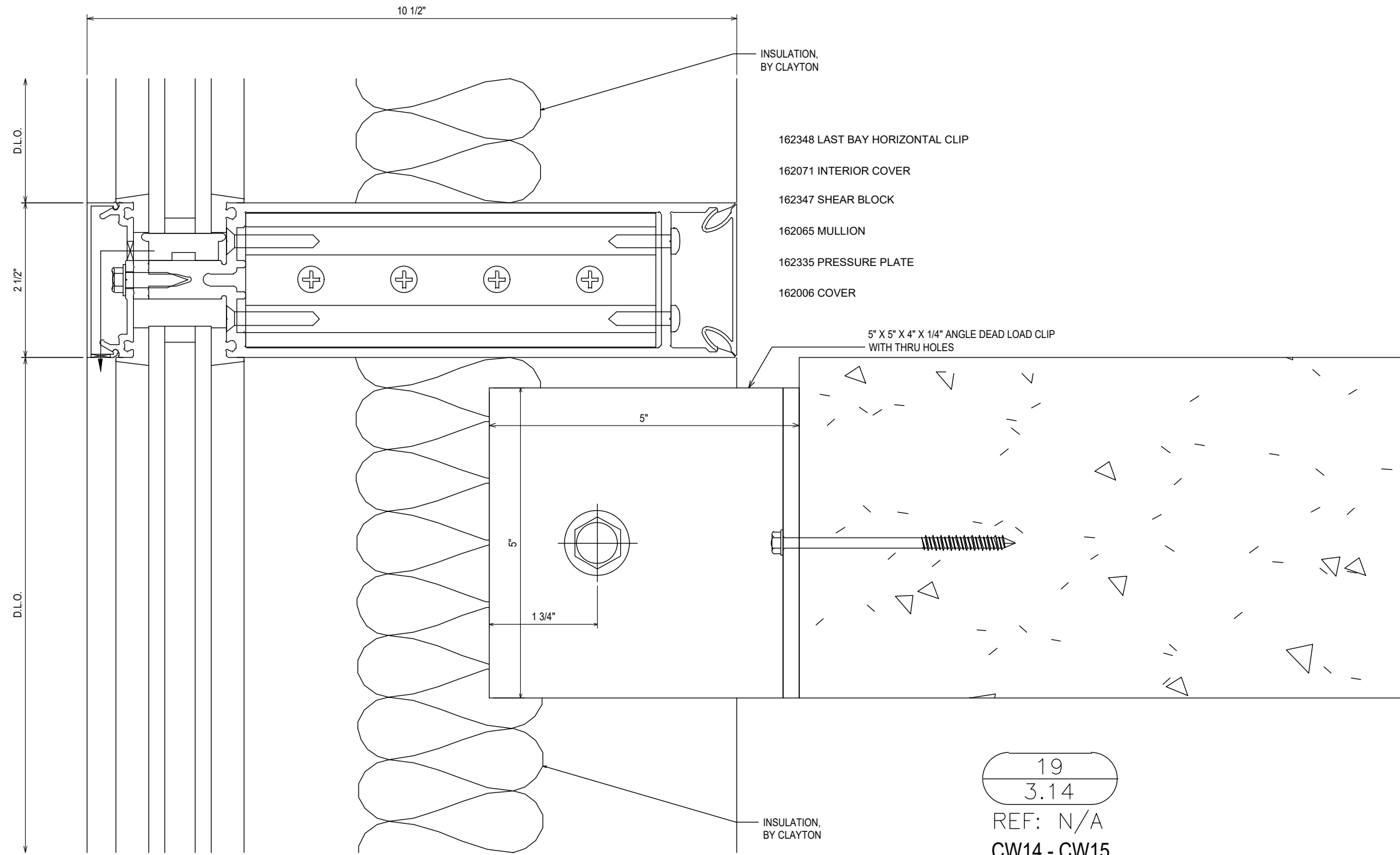


- 162006 COVER
- 162335 PRESSURE PLATE
- 162065 MULLION
- 162347 SHEAR BLOCK
- 162071 INTERIOR COVER
- 162348 LAST BAY HORIZONTAL CLIP

18  
3.13  
 REF: N/A  
**CW5**

<p>PROJECT: MOORE COUNTY COURTHOUSE</p> <p>LOCATION: CARTHAGE, NC</p>	<p>CLAYTON COMMERCIAL GLAZING</p> <p>3210 US HIGHWAY 70W</p> <p>SMITHFIELD, NC 27577</p> <p>P: 919.550.4024</p>
<p>NO</p> <p>DESCRIPTION</p> <p>DRAWING SUBMISSION</p>	<p>NO</p> <p>DESCRIPTION</p> <p>DATE</p>
<p>18</p> <p>3.13</p> <p>REF: N/A</p> <p>CW5</p>	<p>1ST SUBMISSION</p> <p>08.31.21</p>
<p>3.13</p>	





19  
3.14  
REF: N/A  
CW14 - CW15

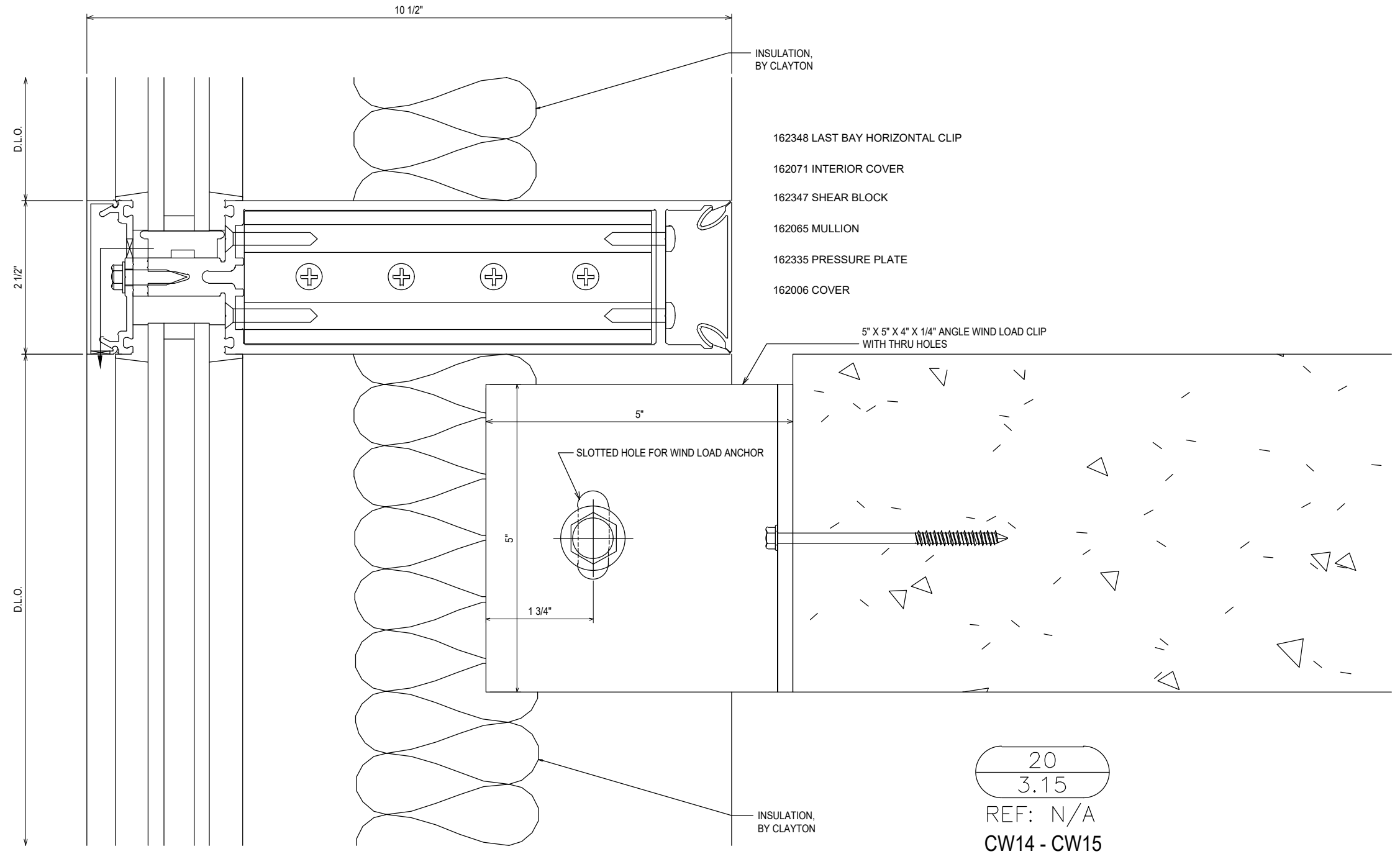
NO	DESCRIPTION	DATE
1ST	SUBMISSION	08.31.21
	DRAWING	SUBMISSION

CLAYTON COMMERCIAL GLAZING  
3210 US HIGHWAY 70W  
SMITHFIELD, NC 27577  
P: 919.550.4024

PROJECT:	MOORE COUNTY COURTHOUSE
LOCATION:	CARTHAGE, NC

DRAWN BY:	RA	DATE:	08.31.21
CHECKED BY:	WS	DATE:	08.31.21
JOB NO.:			

3.14



INSULATION,  
BY CLAYTON

- 162348 LAST BAY HORIZONTAL CLIP
- 162071 INTERIOR COVER
- 162347 SHEAR BLOCK
- 162065 MULLION
- 162335 PRESSURE PLATE
- 162006 COVER

5" X 5" X 4" X 1/4" ANGLE WIND LOAD CLIP  
WITH THRU HOLES

SLOTTED HOLE FOR WIND LOAD ANCHOR

INSULATION,  
BY CLAYTON

20  
3.15

REF: N/A  
CW14 - CW15

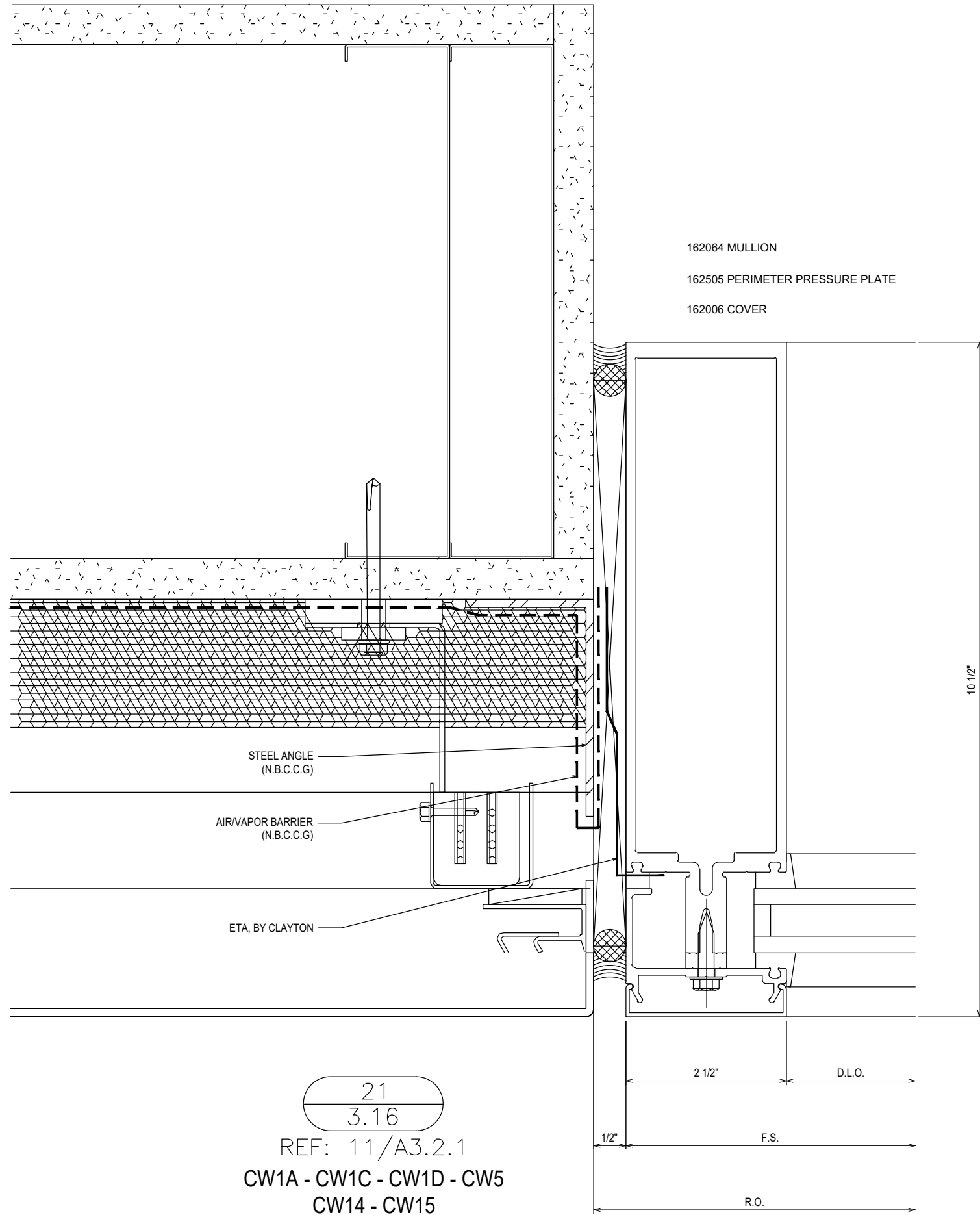
NO	DESCRIPTION	DATE
1ST	SUBMISSION	08.31.21
DRAWING SUBMISSION		

CLAYTON COMMERCIAL GLAZING  
3210 US HIGHWAY 70W  
SMITHFIELD, NC 27577  
P: 919.550.4024

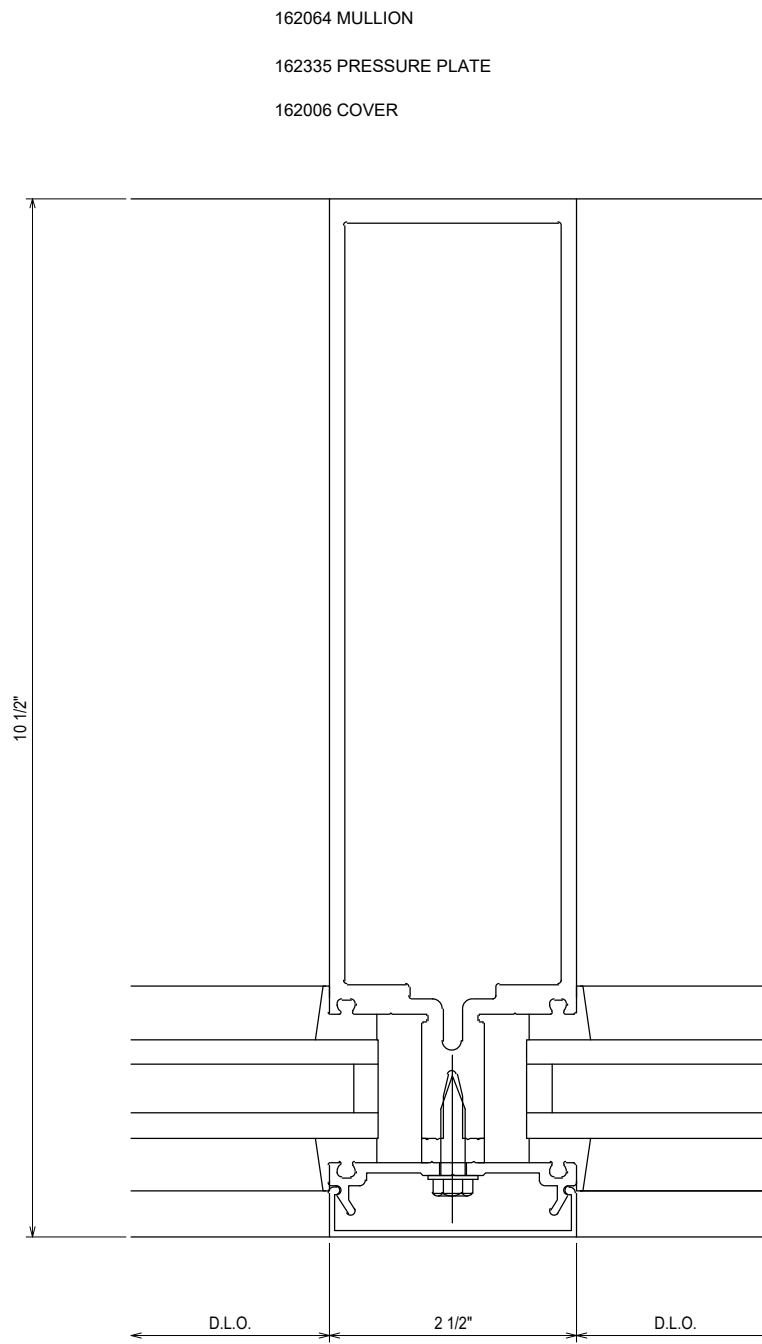
PROJECT: MOORE COUNTY COURTHOUSE  
LOCATION: CARTHAGE, NC

DRAWN BY:	DATE:
RA	08.31.21
CHECKED BY:	DATE:
WS	08.31.21
JOB NO.:	

3.15



21  
3.16  
REF: 11/A3.2.1  
CW1A - CW1C - CW1D - CW5  
CW14 - CW15



22  
3.16  
REF: N/A  
CW1A - CW1B - CW1C - CW4 - CW5

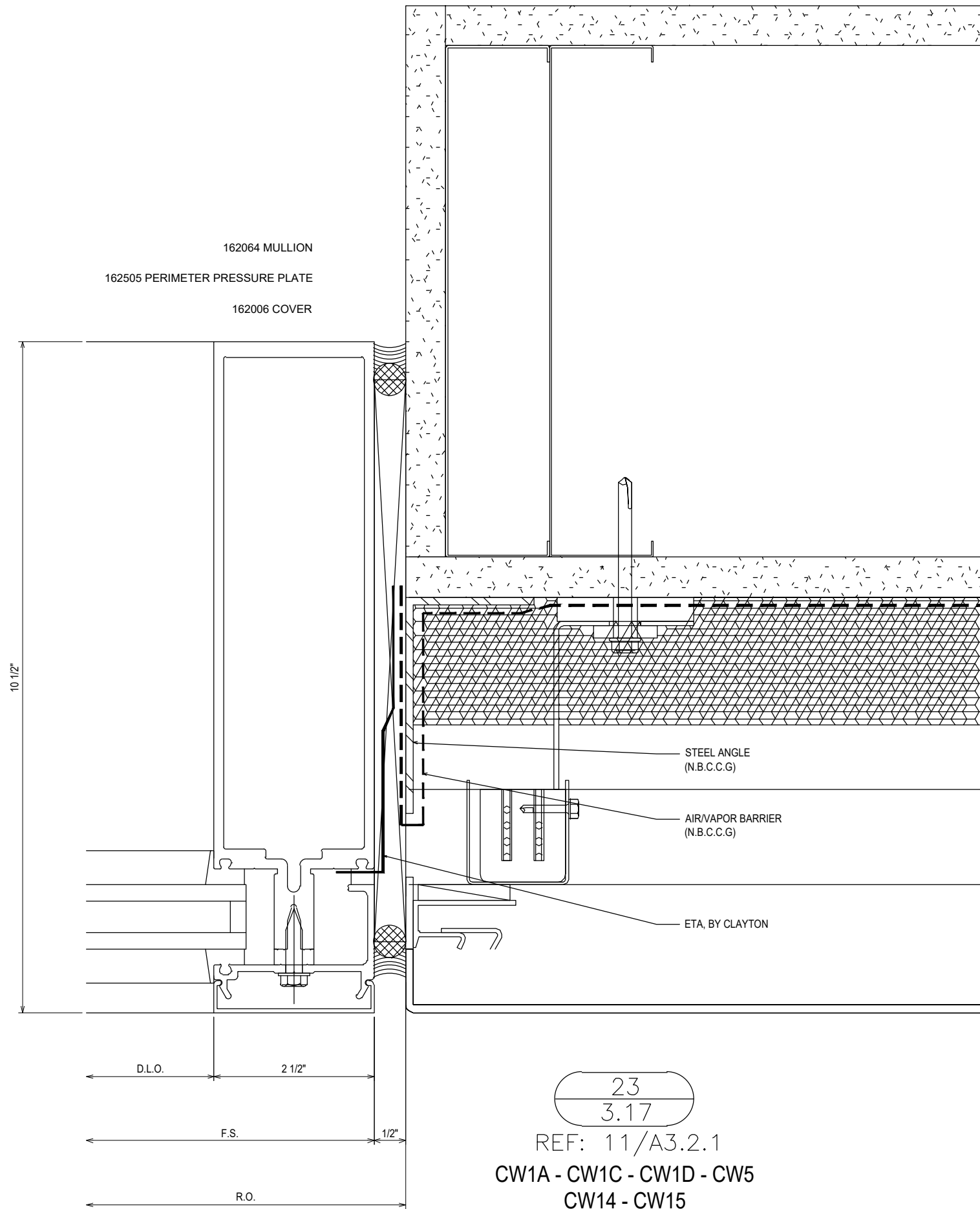
NO	DESCRIPTION	DATE
1ST SUBMISSION		08.31.21

CLAYTON COMMERCIAL GLAZING  
3210 US HIGHWAY 70W  
SMITHFIELD, NC 27577  
P: 919.550.4024

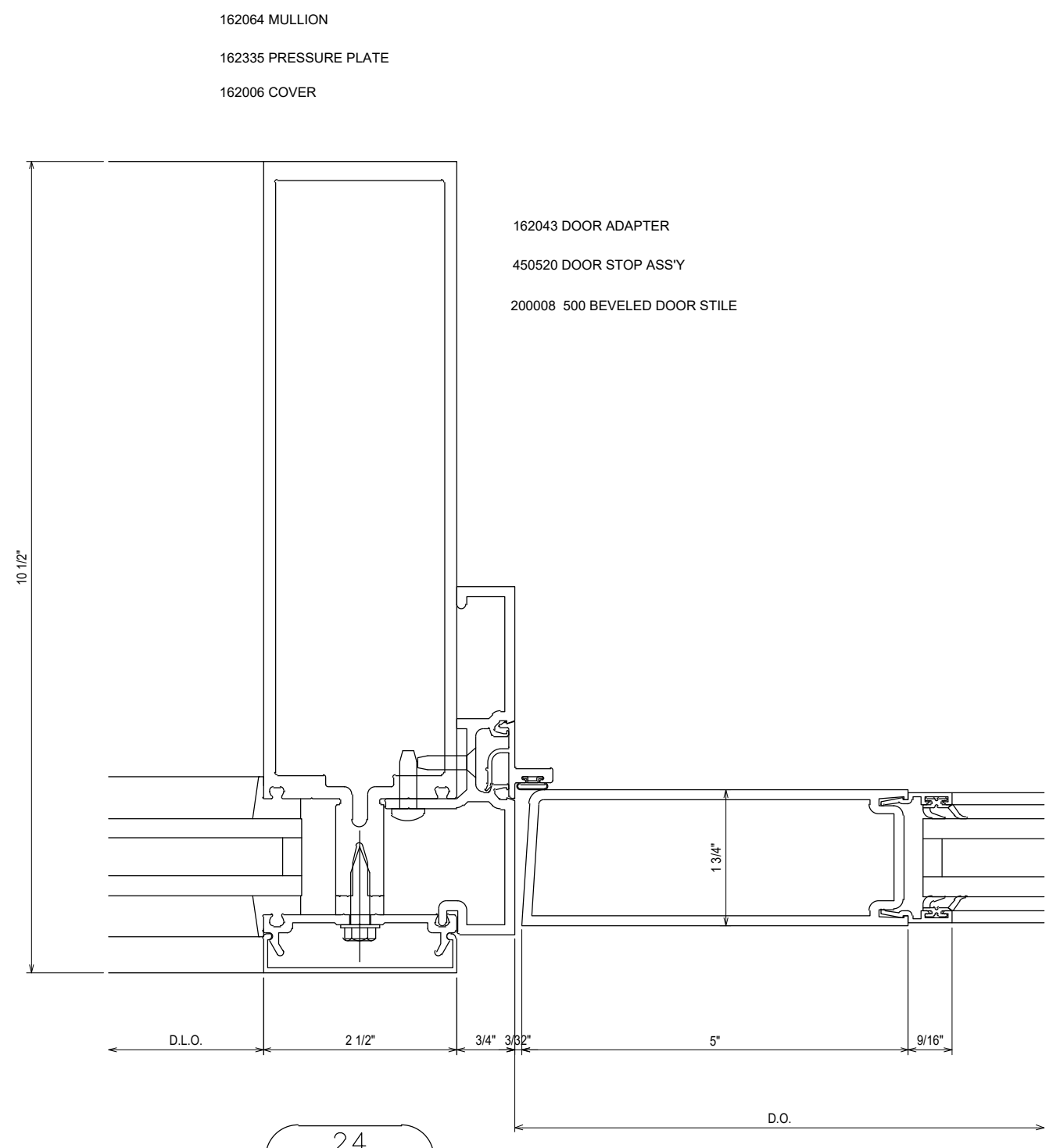
PROJECT:	MOORE COUNTY COURTHOUSE
LOCATION:	CARTHAGE, NC

DRAWN BY:	DATE:
RA	08.31.21
CHECKED BY:	DATE:
WS	08.31.21

JOB NO.:  
**3.16**



23  
3.17  
 REF: 11/A3.2.1  
 CW1A - CW1C - CW1D - CW5  
 CW14 - CW15



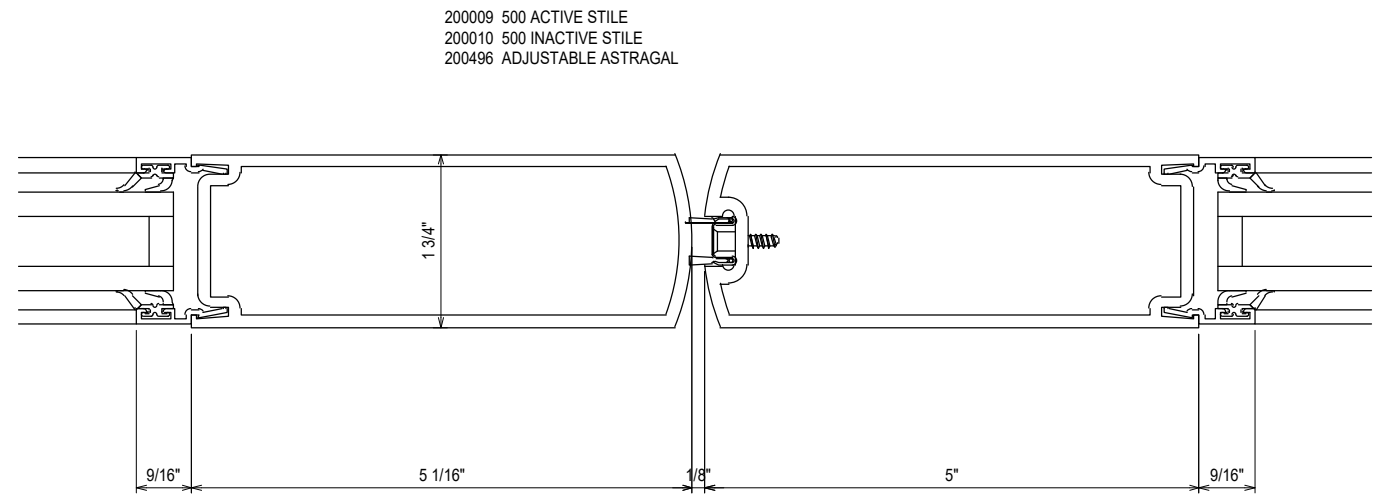
24  
3.17  
 REF: N/A  
 CW1A

NO	DESCRIPTION	DATE
1ST	SUBMISSION	08.31.21
	DRAWING SUBMISSION	

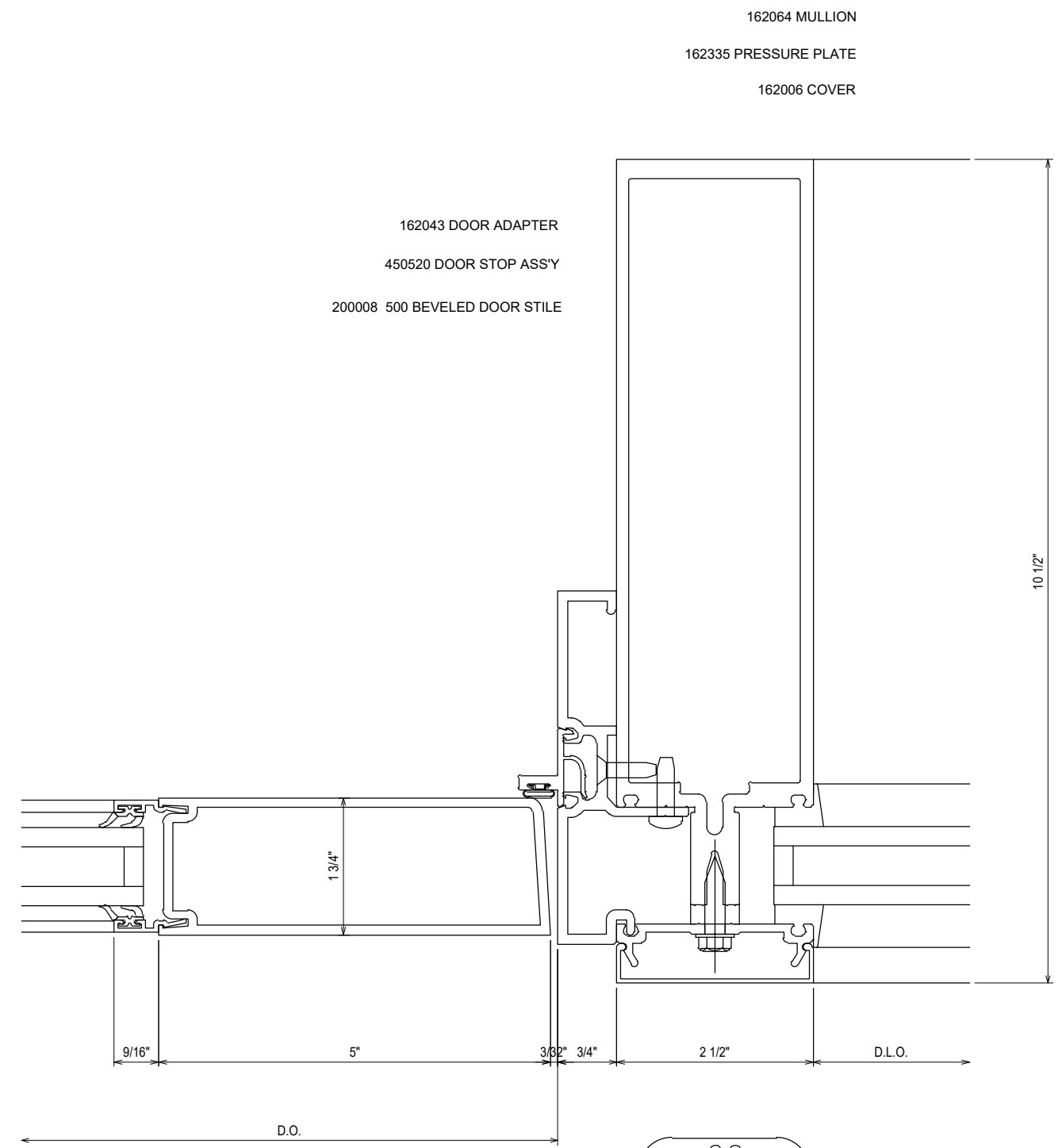
CLAYTON COMMERCIAL GLAZING  
 3210 US HIGHWAY 70W  
 SMITHFIELD, NC 27577  
 P: 919.550.4024

PROJECT: MOORE COUNTY COURTHOUSE  
 LOCATION: CARTHAGE, NC

DRAWN BY:	DATE:
RA	08.31.21
CHECKED BY:	DATE:
WS	08.31.21
JOB NO.:	



25  
3.18  
REF: N/A  
CW1A



26  
3.18  
REF: N/A  
CW1A

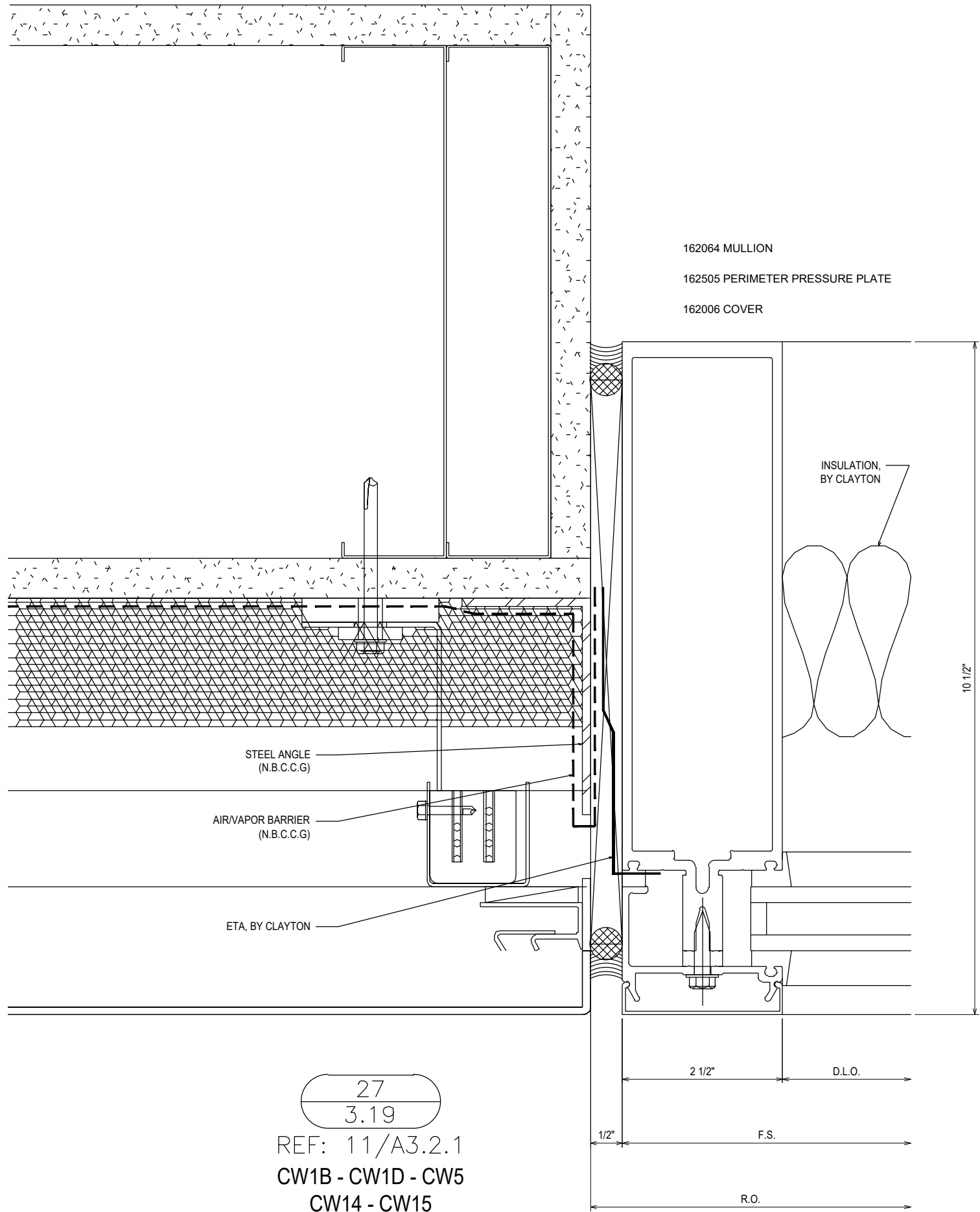
NO	DESCRIPTION	DATE
1ST	SUBMISSION	08.31.21
	DRAWING	SUBMISSION

CLAYTON COMMERCIAL GLAZING  
3210 US HIGHWAY 70W  
SMITHFIELD, NC 27577  
P: 919.550.4024

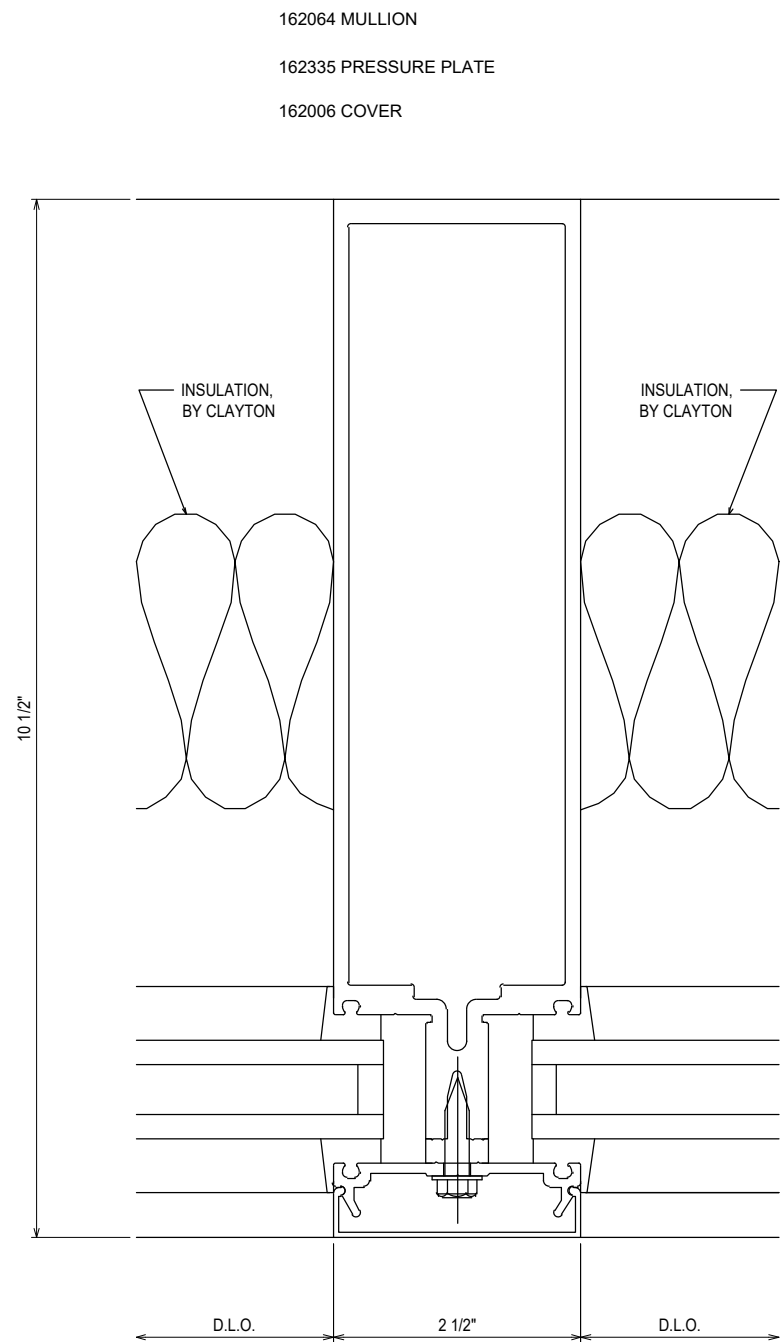
PROJECT: MOORE COUNTY COURTHOUSE  
LOCATION: CARTHAGE, NC

DRAWN BY:	DATE:
RA	08.31.21
CHECKED BY:	DATE:
WS	08.31.21
JOB NO.:	

3.18



27  
3.19  
REF: 11/A3.2.1  
CW1B - CW1D - CW5  
CW14 - CW15



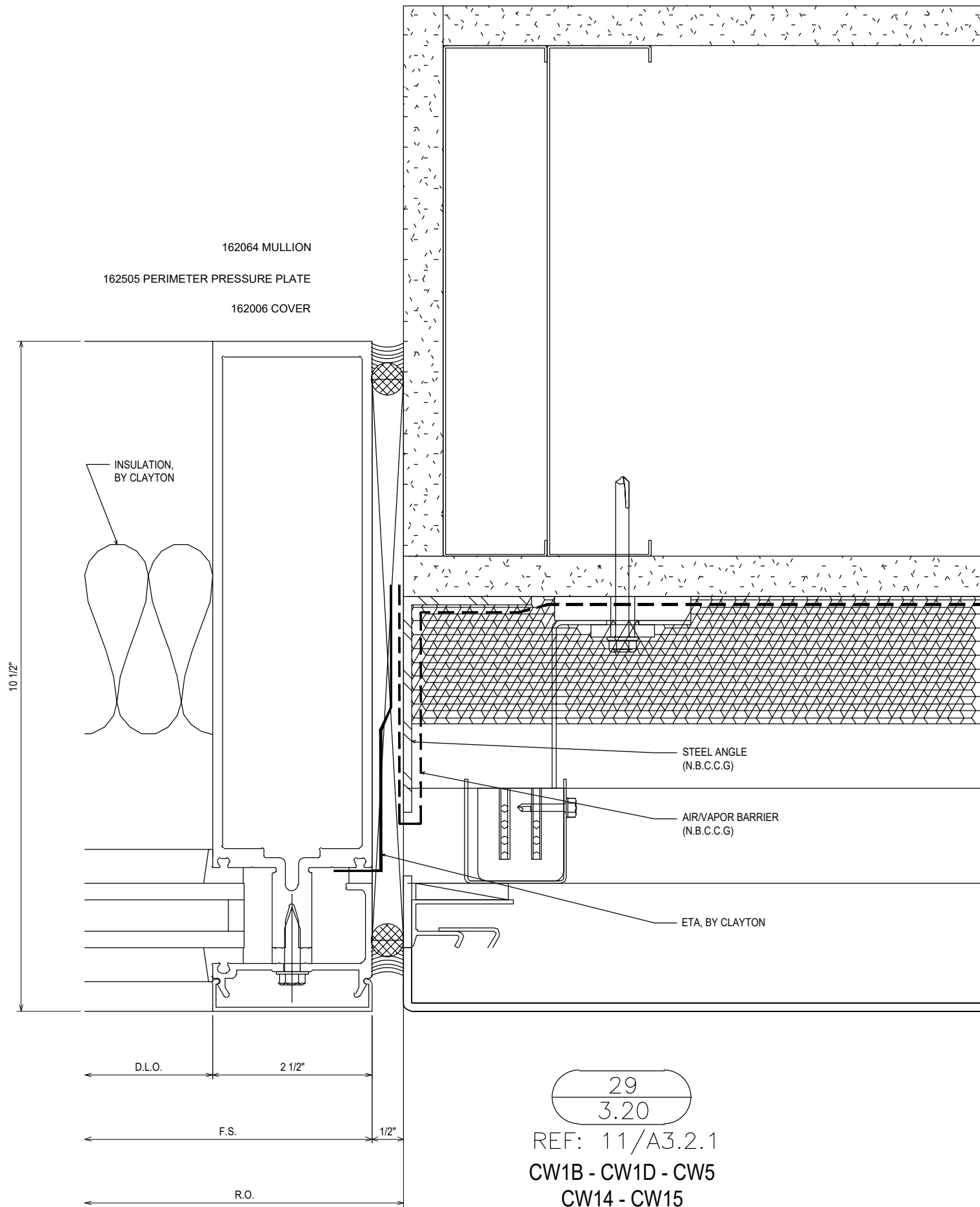
28  
3.19  
REF: N/A  
CW1B - CW5

NO	DESCRIPTION	DATE
1	1ST SUBMISSION	08.31.21

CLAYTON COMMERCIAL GLAZING  
3210 US HIGHWAY 70W  
SMITHFIELD, NC 27577  
P: 919.550.4024

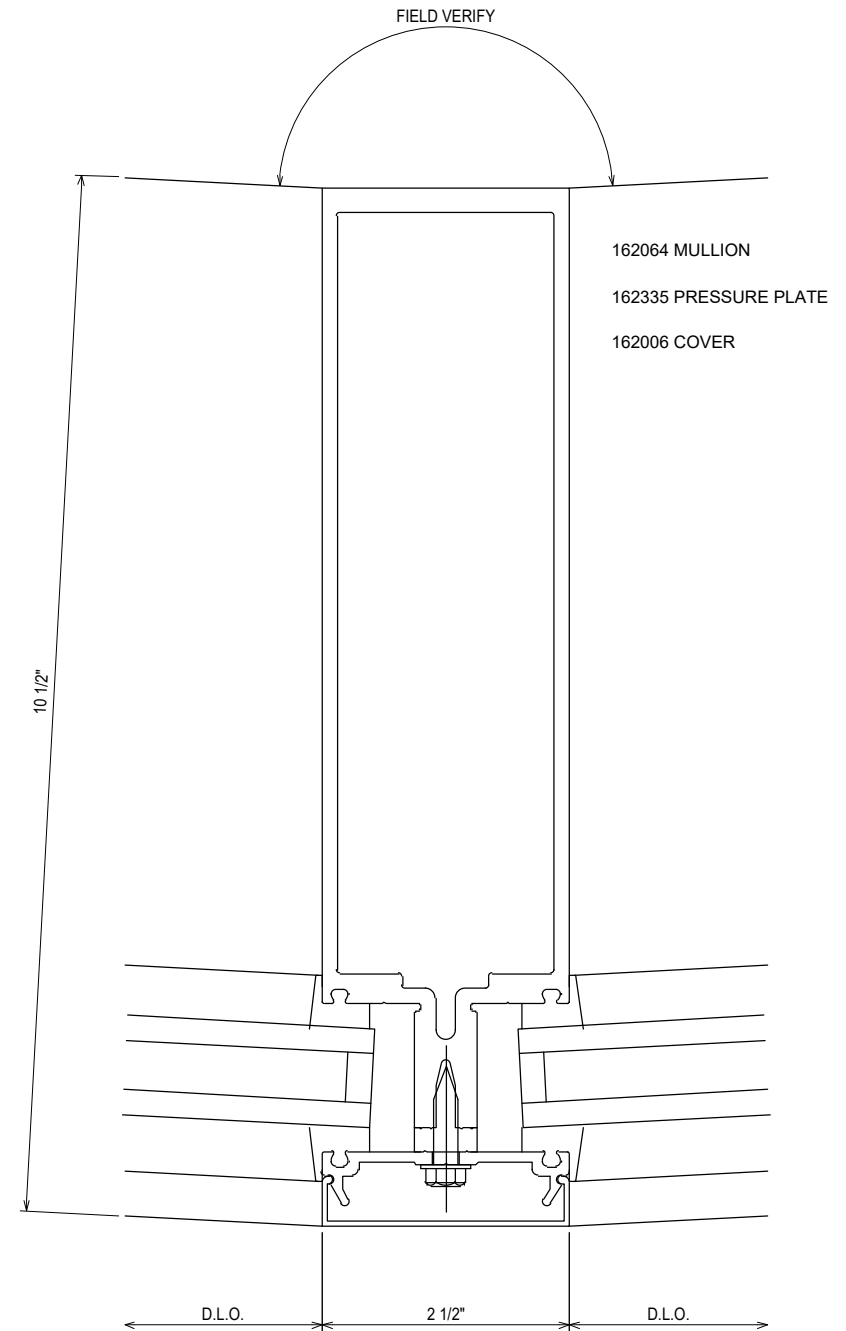
PROJECT: MOORE COUNTY COURTHOUSE  
LOCATION: CARTHAGE, NC

DRAWN BY:	DATE:
RA	08.31.21
CHECKED BY:	DATE:
WS	08.31.21
JOB NO.:	



29  
3.20

REF: 11/A3.2.1  
CW1B - CW1D - CW5  
CW14 - CW15



30  
3.20

REF: N/A  
CW1D - CW15

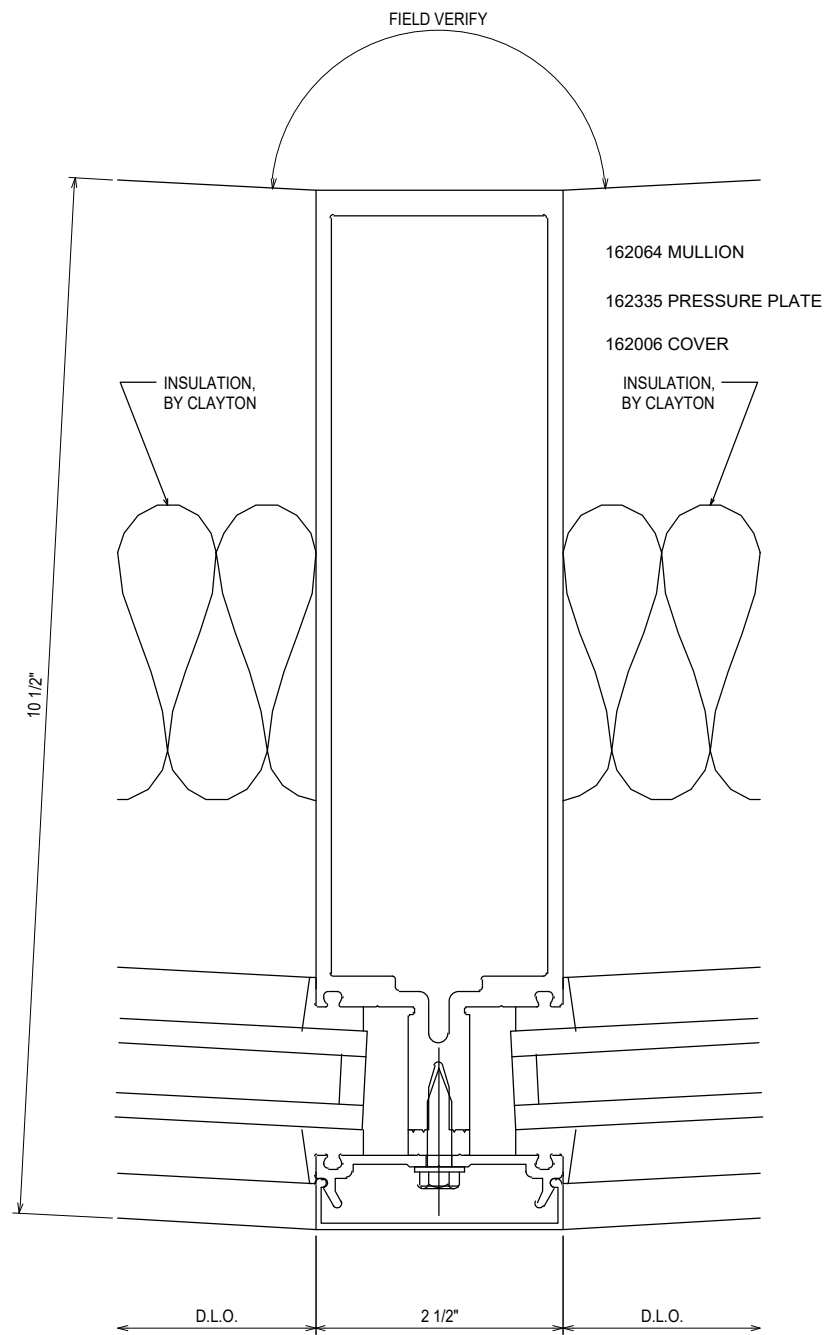
NO	DESCRIPTION	DATE
1ST	SUBMISSION	08.31.21

CLAYTON COMMERCIAL GLAZING  
3210 US HIGHWAY 70W  
SMITHFIELD, NC 27577  
P: 919.550.4024

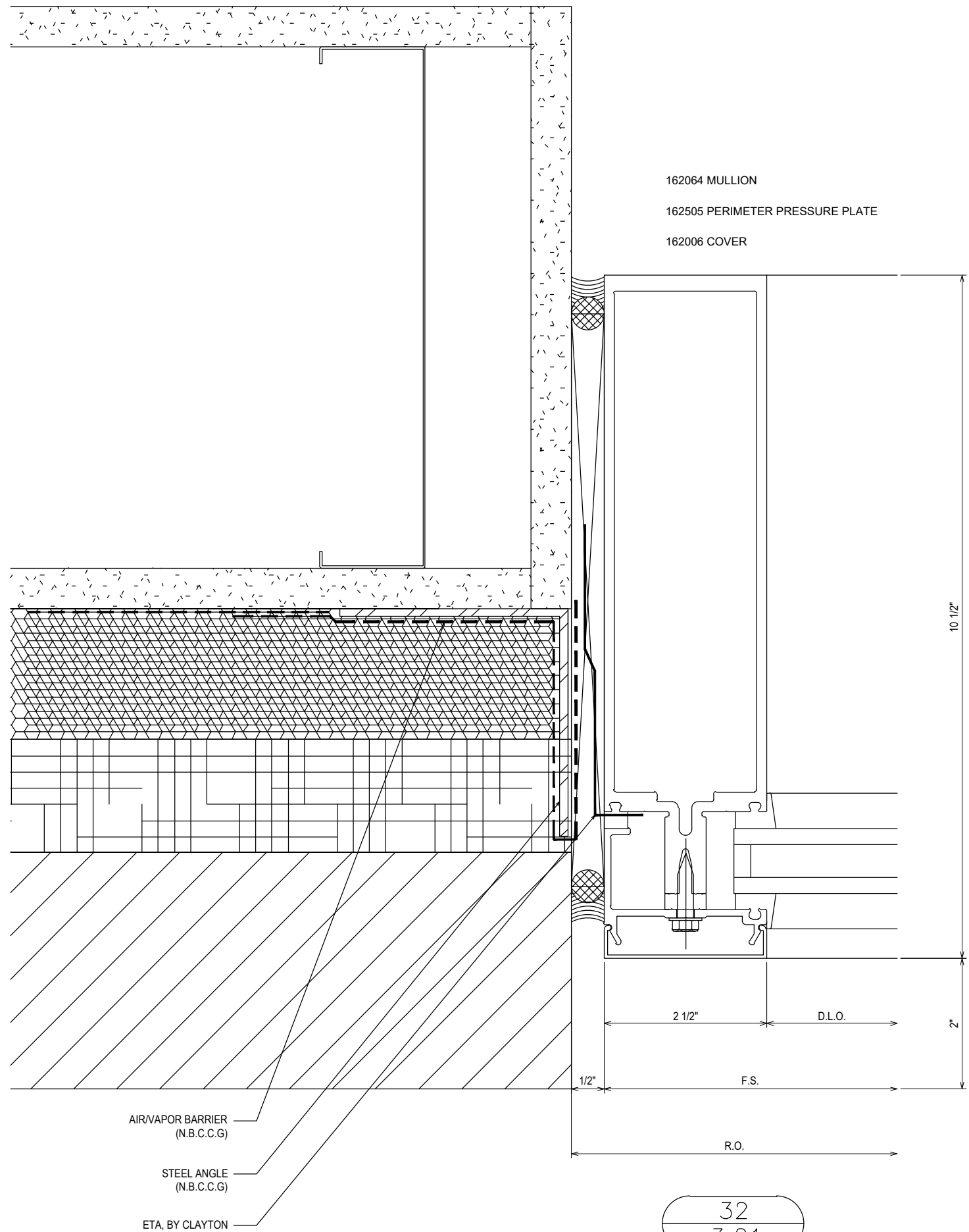
PROJECT: MOORE COUNTY COURTHOUSE  
LOCATION: CARTHAGE, NC

DRAWN BY:	DATE:
RA	08.31.21
CHECKED BY:	DATE:
WS	08.31.21
JOB NO.:	

3.20



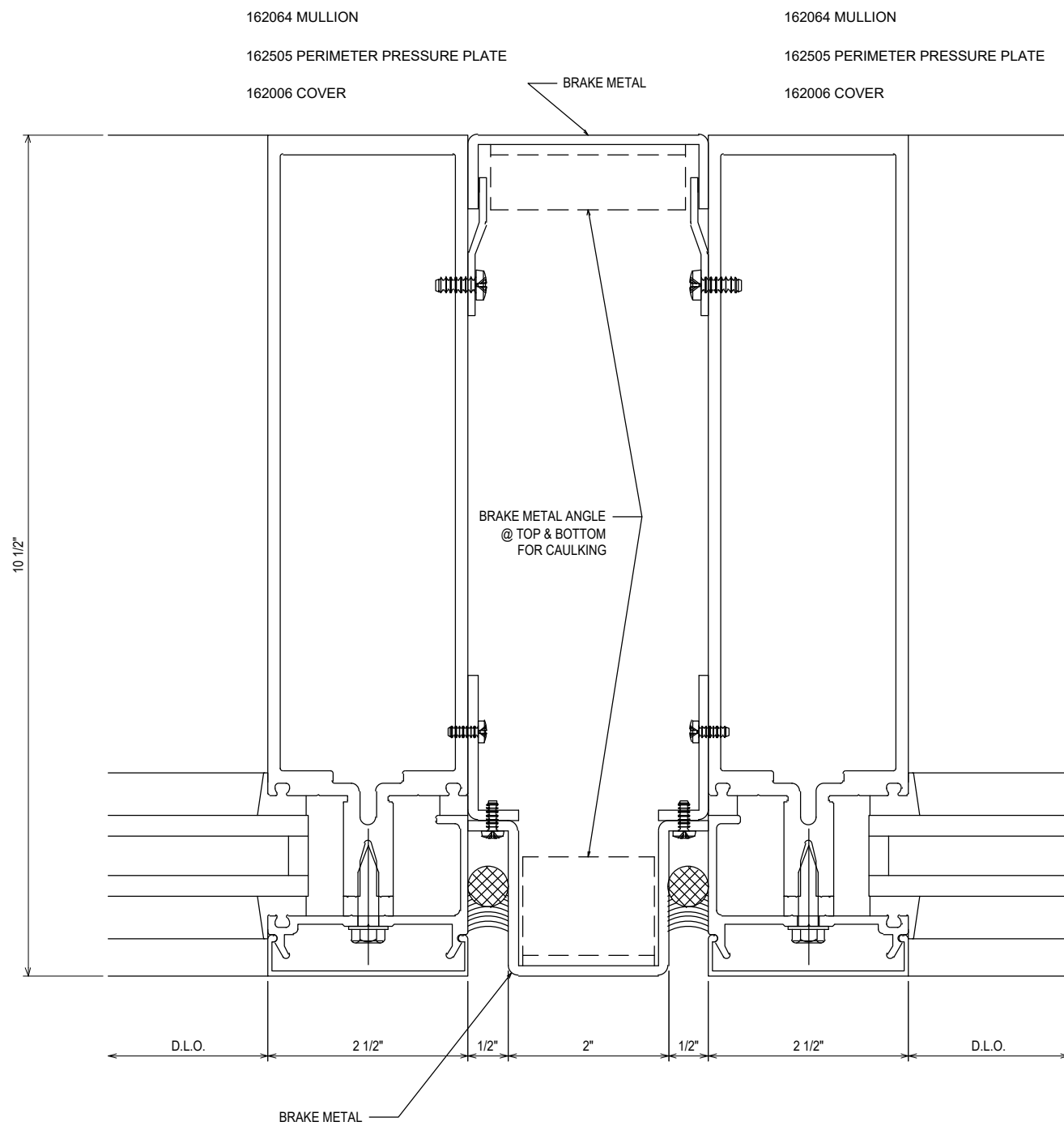
31  
3.21  
REF: N/A  
CW1D - CW15



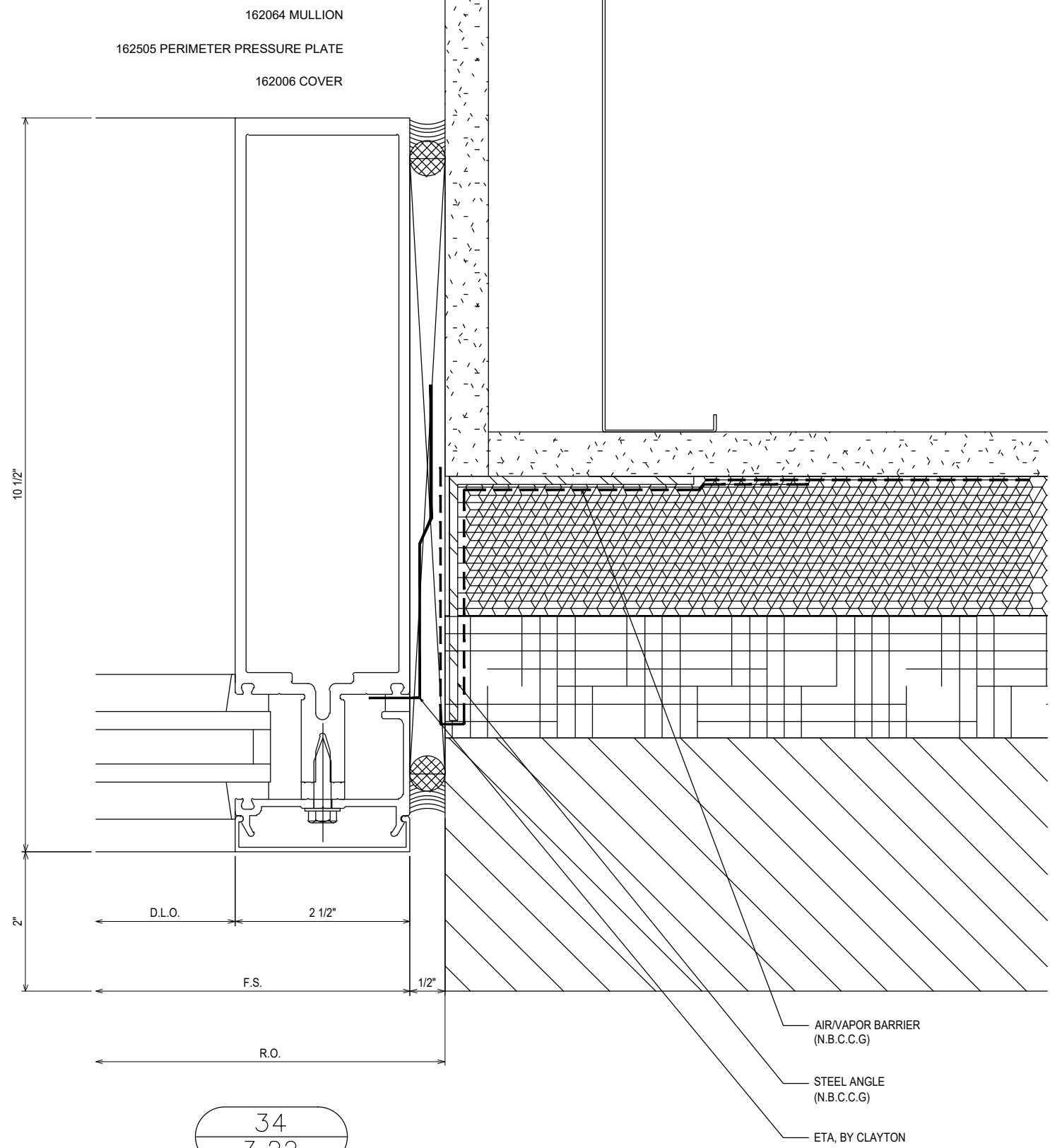
32  
3.21  
REF: 8/A3.2.1  
CW2 - CW3 - CW4

PROJECT:	MOORE COUNTY COURTHOUSE
LOCATION:	CARTHAGE, NC
CLAYTON COMMERCIAL GLAZING	
3210 US HIGHWAY 70W	
SMITHFIELD, NC 27577	
P: 919.550.4024	
NO	DESCRIPTION
1ST SUBMISSION	08.31.21
NO	DATE
	DRAWING SUBMISSION
DRAWN BY:	DATE:
RA	08.31.21
CHECKED BY:	DATE:
WS	08.31.21
JOB NO.:	
3.21	



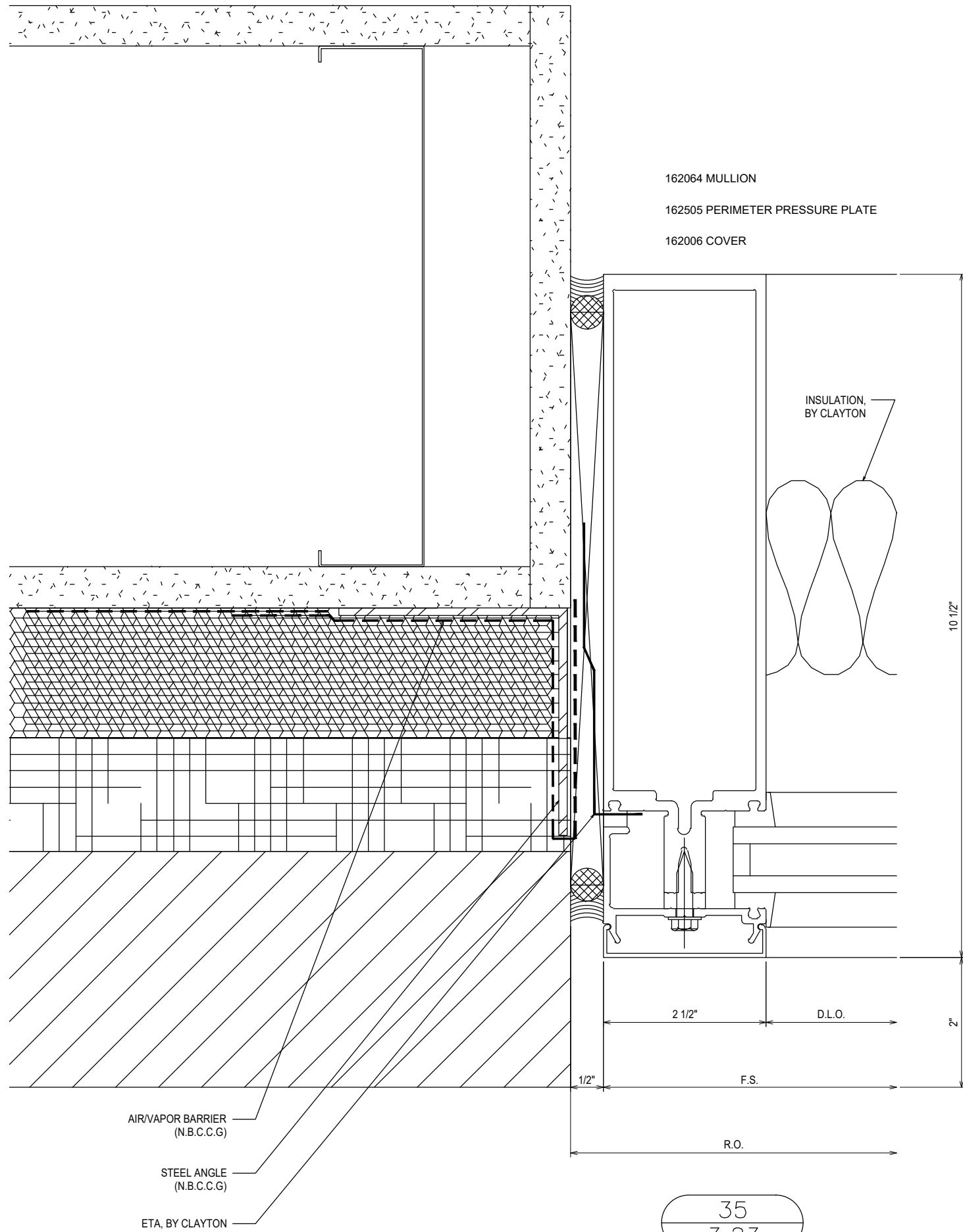


33  
3.22  
REF: 5/A3.2.1  
CW2 - CW3 - CW4



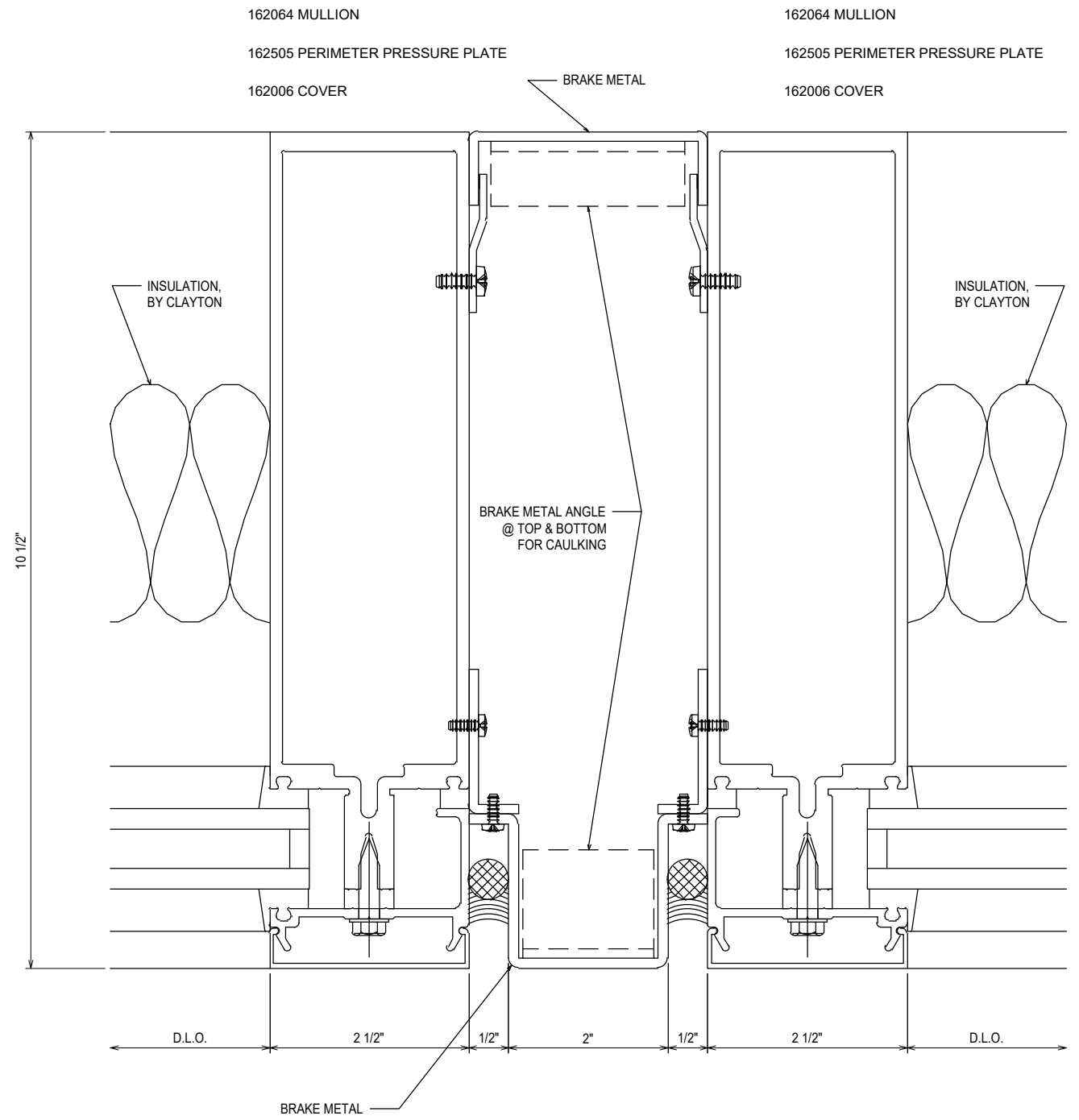
34  
3.22  
REF: 8/A3.2.1  
CW2 - CW3 - CW4

PROJECT: MOORE COUNTY COURTHOUSE		CLAYTON COMMERCIAL GLAZING	
LOCATION: CARTHAGE, NC		3210 US HIGHWAY 70W	
		SMITHFIELD, NC 27577	
		P: 919.550.4024	
NO	DESCRIPTION	DATE	
1	1ST SUBMISSION	08.31.21	
	DRAWING SUBMISSION		
DATE			
08.31.21			
DRAWN BY: RA		DATE: 08.31.21	
CHECKED BY: WS		DATE: 08.31.21	
JOB NO.:			
		3.22	



35  
3.23

REF: 8/A3.2.1  
CW2 - CW3



36  
3.23

REF: 5/A3.2.1  
CW2 - CW3

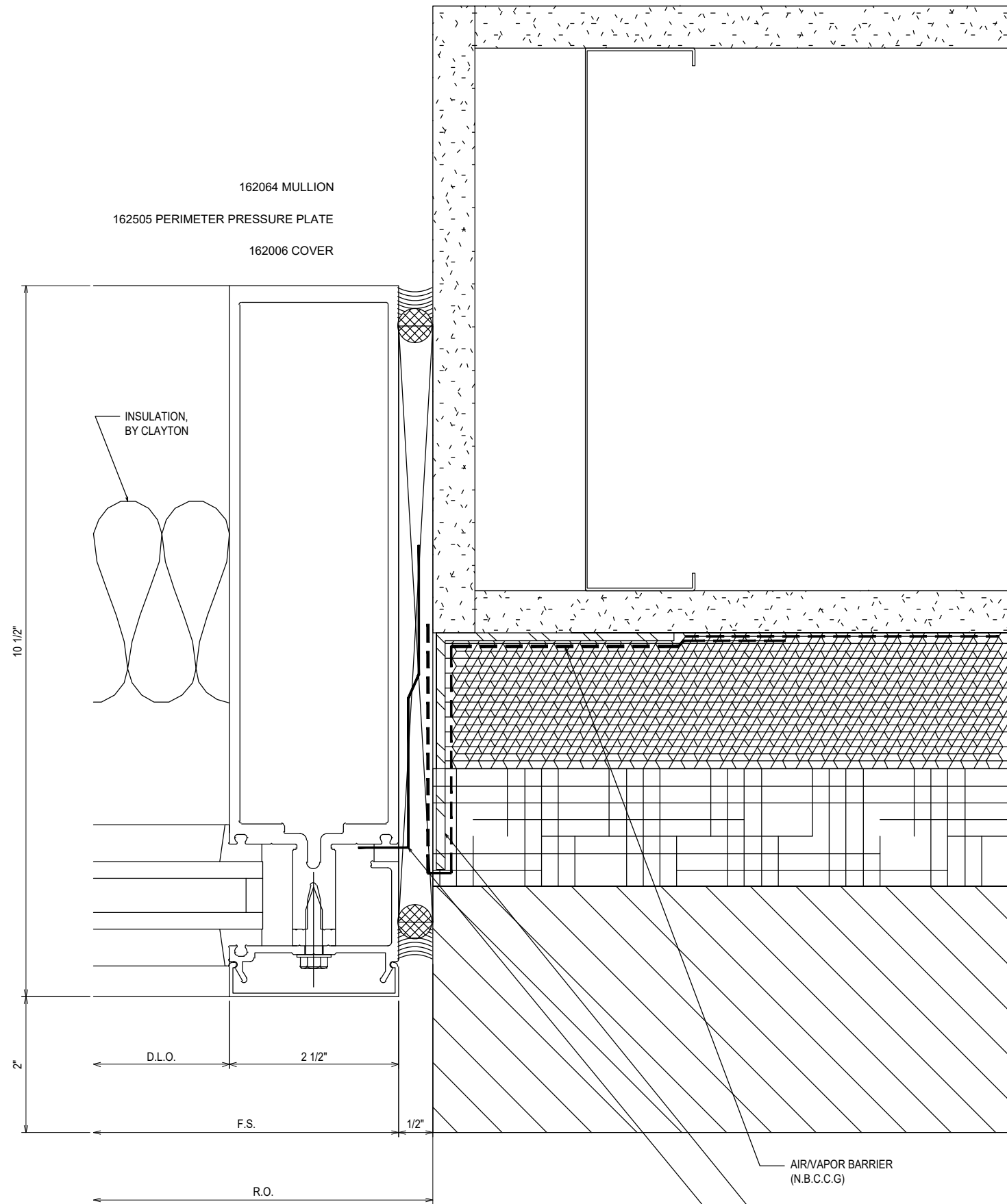
NO	DESCRIPTION	DATE
1	1ST SUBMISSION	08.31.21

CLAYTON COMMERCIAL GLAZING  
3210 US HIGHWAY 70W  
SMITHFIELD, NC 27577  
P: 919.550.4024

PROJECT: MOORE COUNTY COURTHOUSE  
LOCATION: CARTHAGE, NC

DRAWN BY:	DATE:
RA	08.31.21
CHECKED BY:	DATE:
WS	08.31.21
JOB NO.:	

3.23



37  
3.24

REF: 8/A3.2.1  
CW2 - CW3

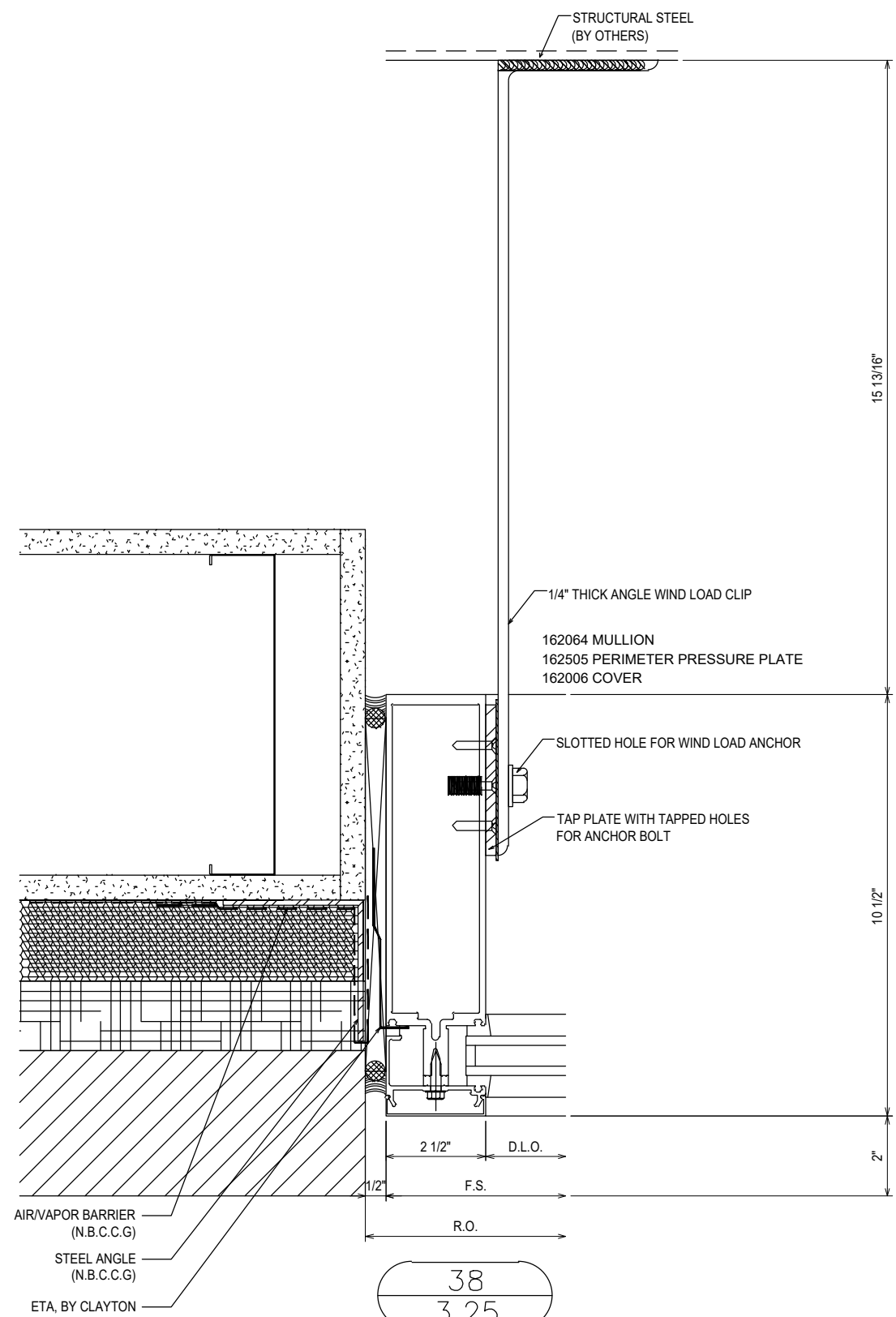
NO	DESCRIPTION	DATE
1ST	SUBMISSION	08.31.21

CLAYTON COMMERCIAL GLAZING  
3210 US HIGHWAY 70W  
SMITHFIELD, NC 27577  
P: 919.550.4024

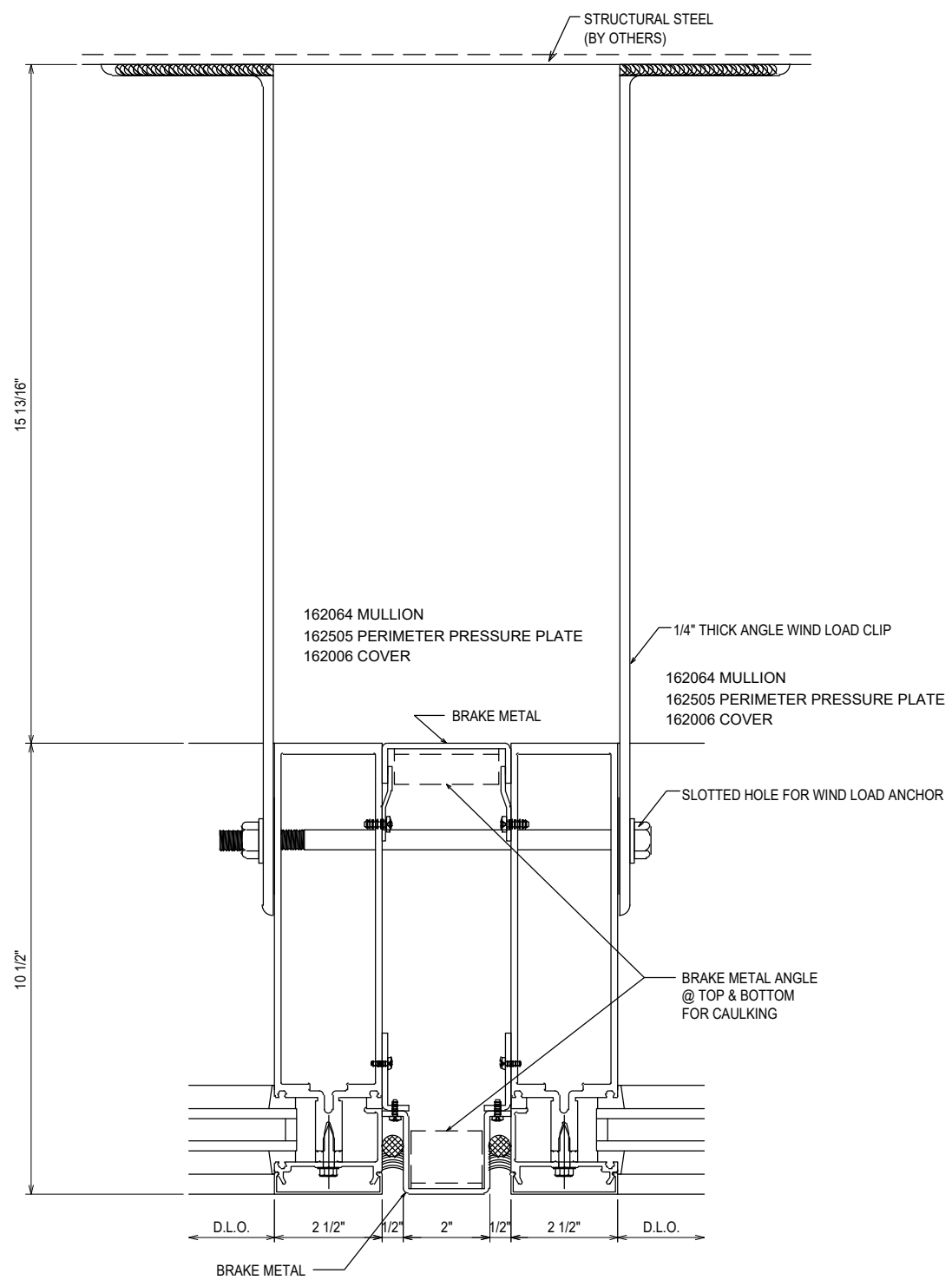
PROJECT: MOORE COUNTY COURTHOUSE  
LOCATION: CARTHAGE, NC

DRAWN BY:	DATE:
RA	08.31.21
CHECKED BY:	DATE:
WS	08.31.21
JOB NO.:	

3.24



38  
3.25  
REF: 8/A3.2.1  
CW2 - CW3 - CW4



39  
3.25  
REF: 5/A3.2.1  
CW2 - CW3 - CW4

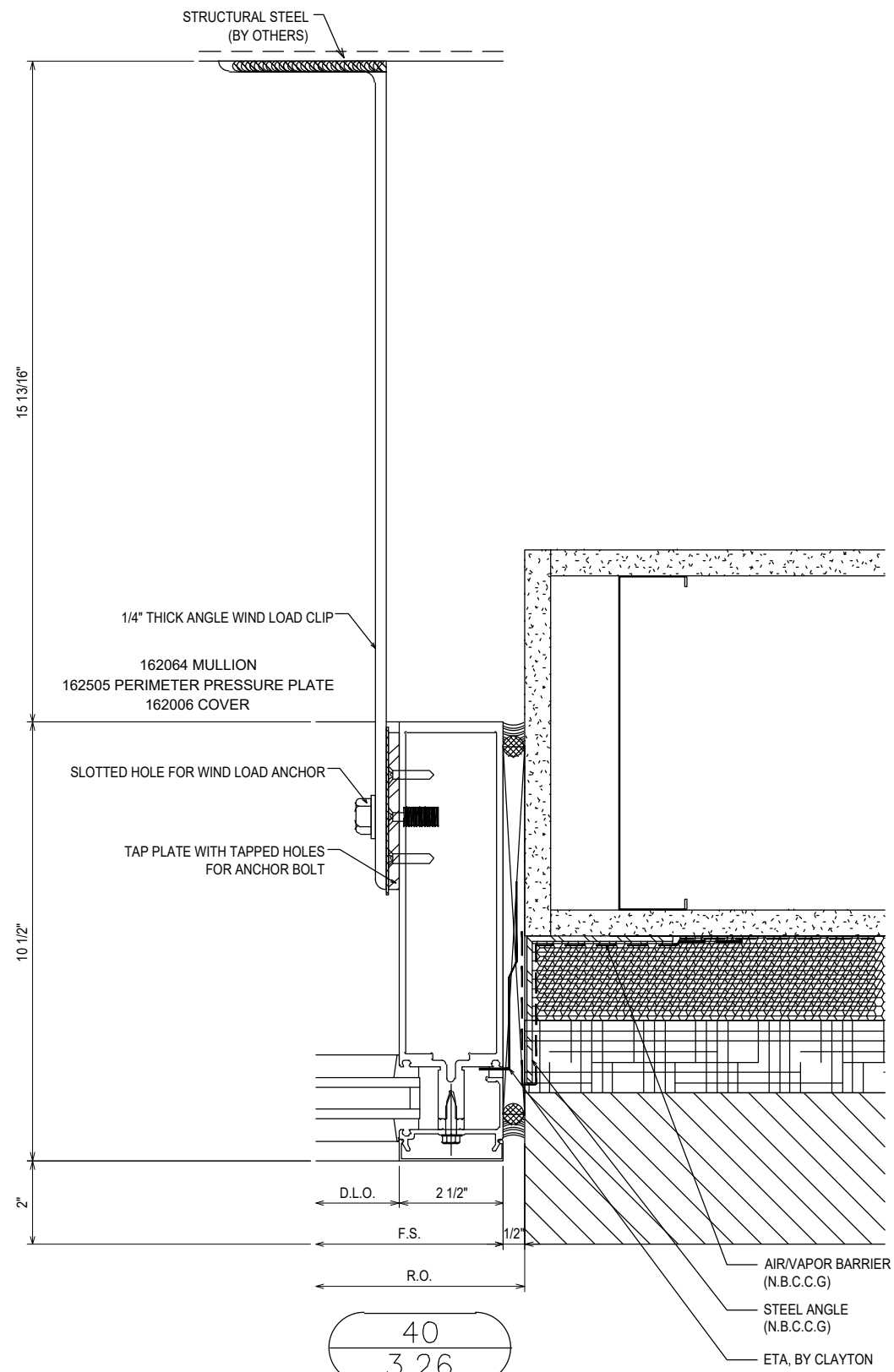
NO	DESCRIPTION	DATE
1ST	SUBMISSION	08.31.21
DRAWING SUBMISSION		

CLAYTON COMMERCIAL GLAZING  
3210 US HIGHWAY 70W  
SMITHFIELD, NC 27577  
P: 919.550.4024

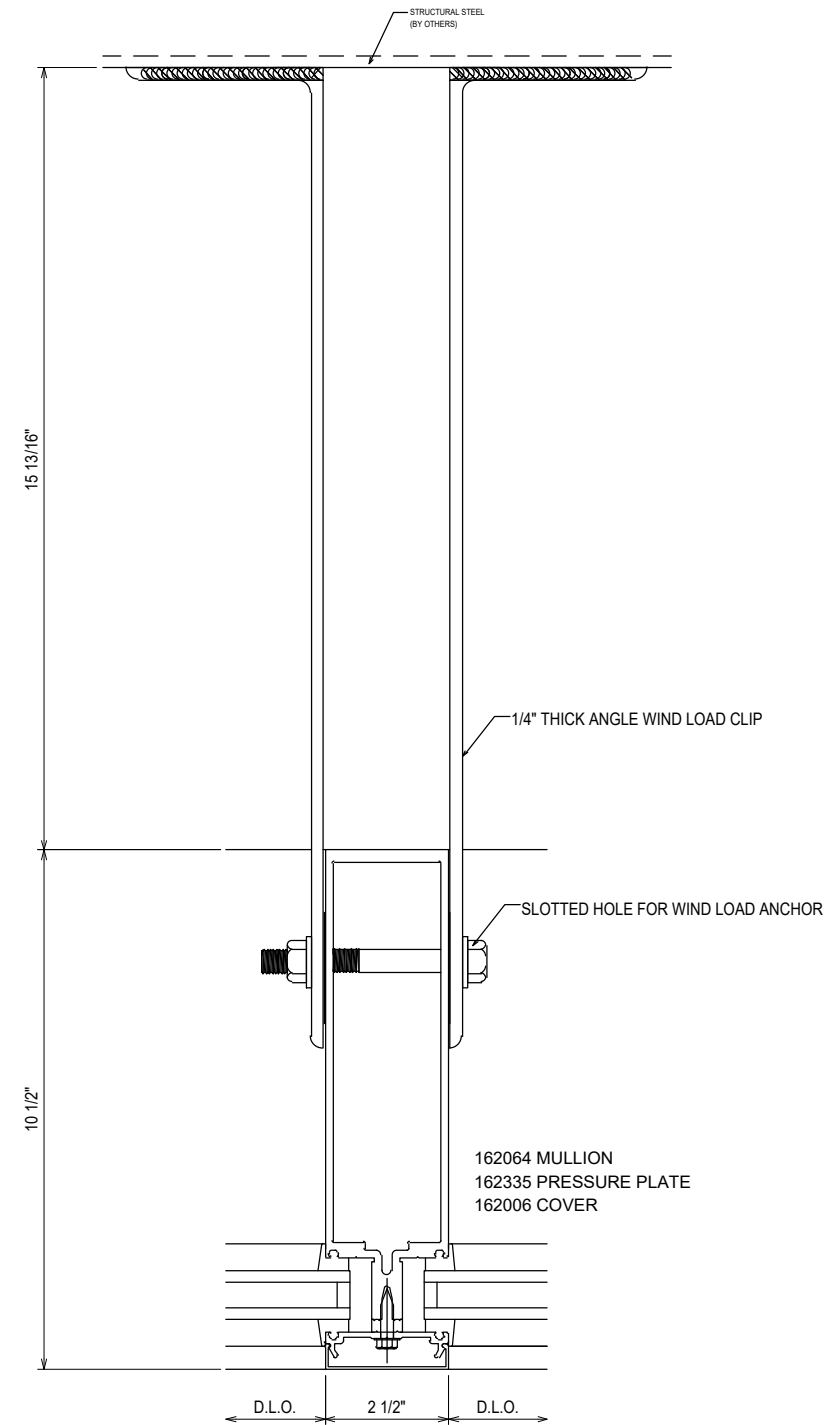
PROJECT: MOORE COUNTY COURTHOUSE  
LOCATION: CARTHAGE, NC

DRAWN BY:	DATE:
RA	08.31.21
CHECKED BY:	DATE:
WS	08.31.21
JOB NO.:	

3.25



40  
3.26  
REF: 8/A3.2.1  
CW2 - CW3 - CW4



41  
3.26  
REF: N/A  
CW4

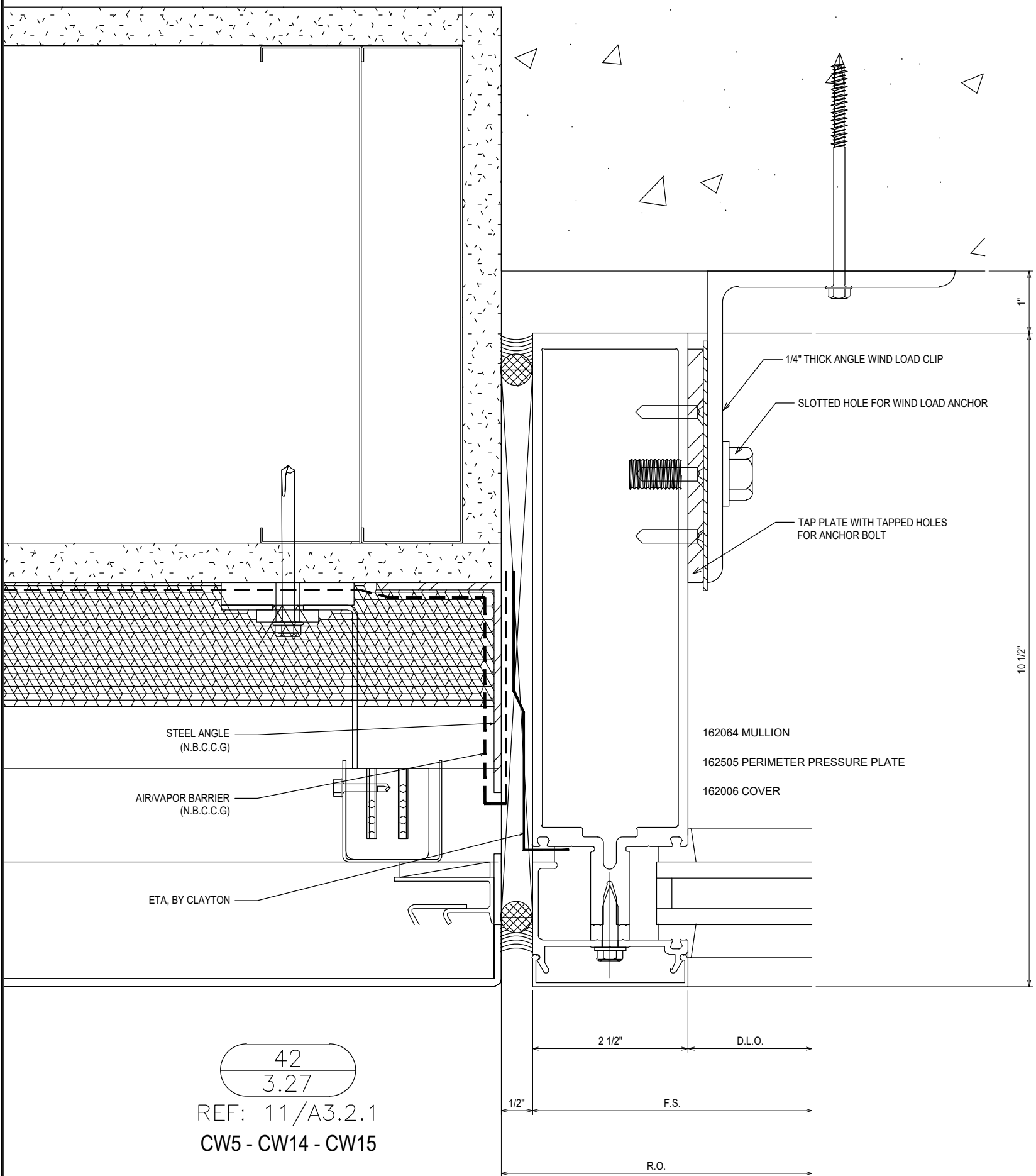
NO	DESCRIPTION	DATE
1ST	SUBMISSION	08.31.21

CLAYTON COMMERCIAL GLAZING  
3210 US HIGHWAY 70W  
SMITHFIELD, NC 27577  
P: 919.550.4024

PROJECT: MOORE COUNTY COURTHOUSE  
LOCATION: CARTHAGE, NC

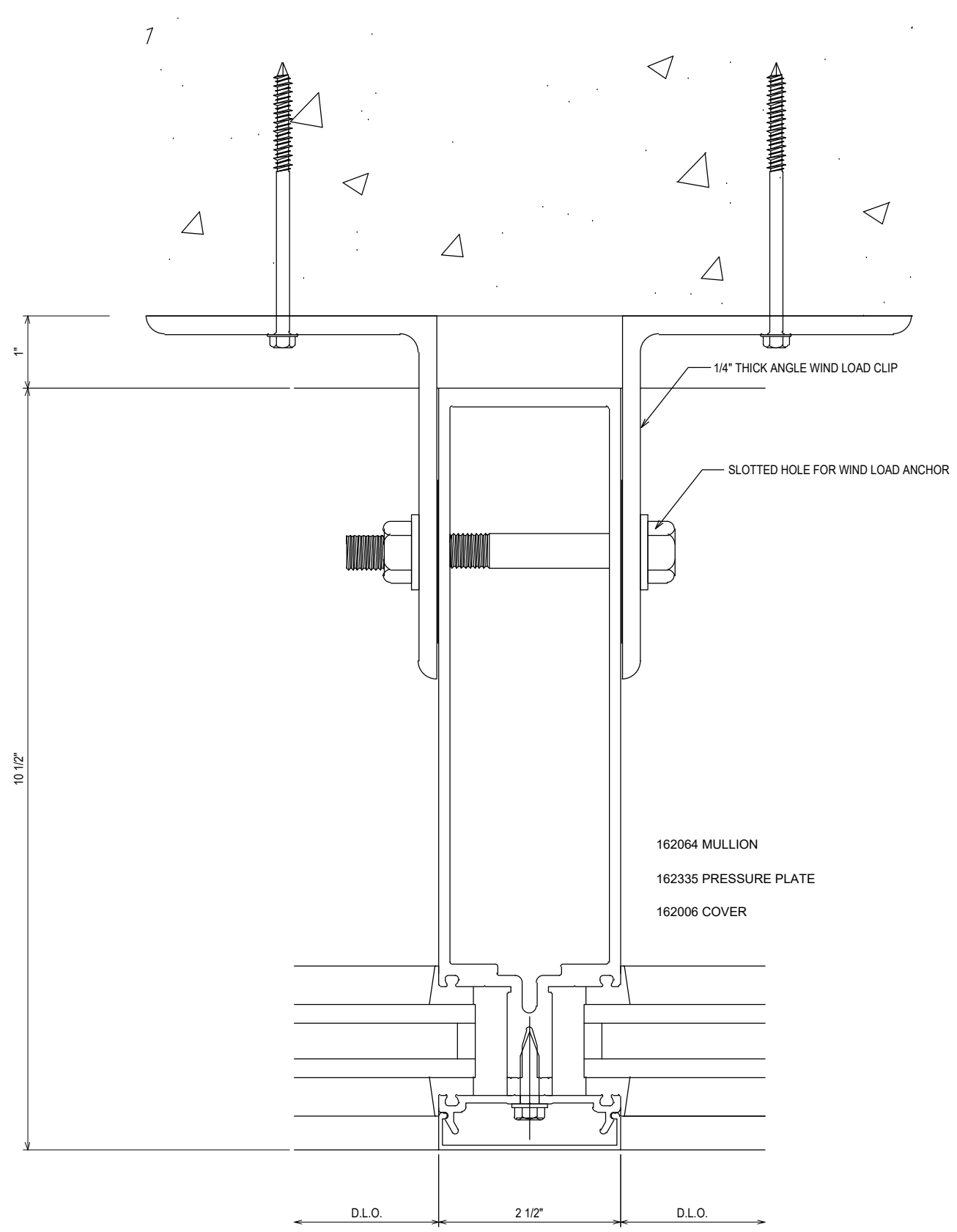
DRAWN BY:	DATE:
RA	08.31.21
CHECKED BY:	DATE:
WS	08.31.21
JOB NO.:	

3.26



42  
3.27

REF: 11/A3.2.1  
CW5 - CW14 - CW15



43  
3.27

REF: N/A  
CW5

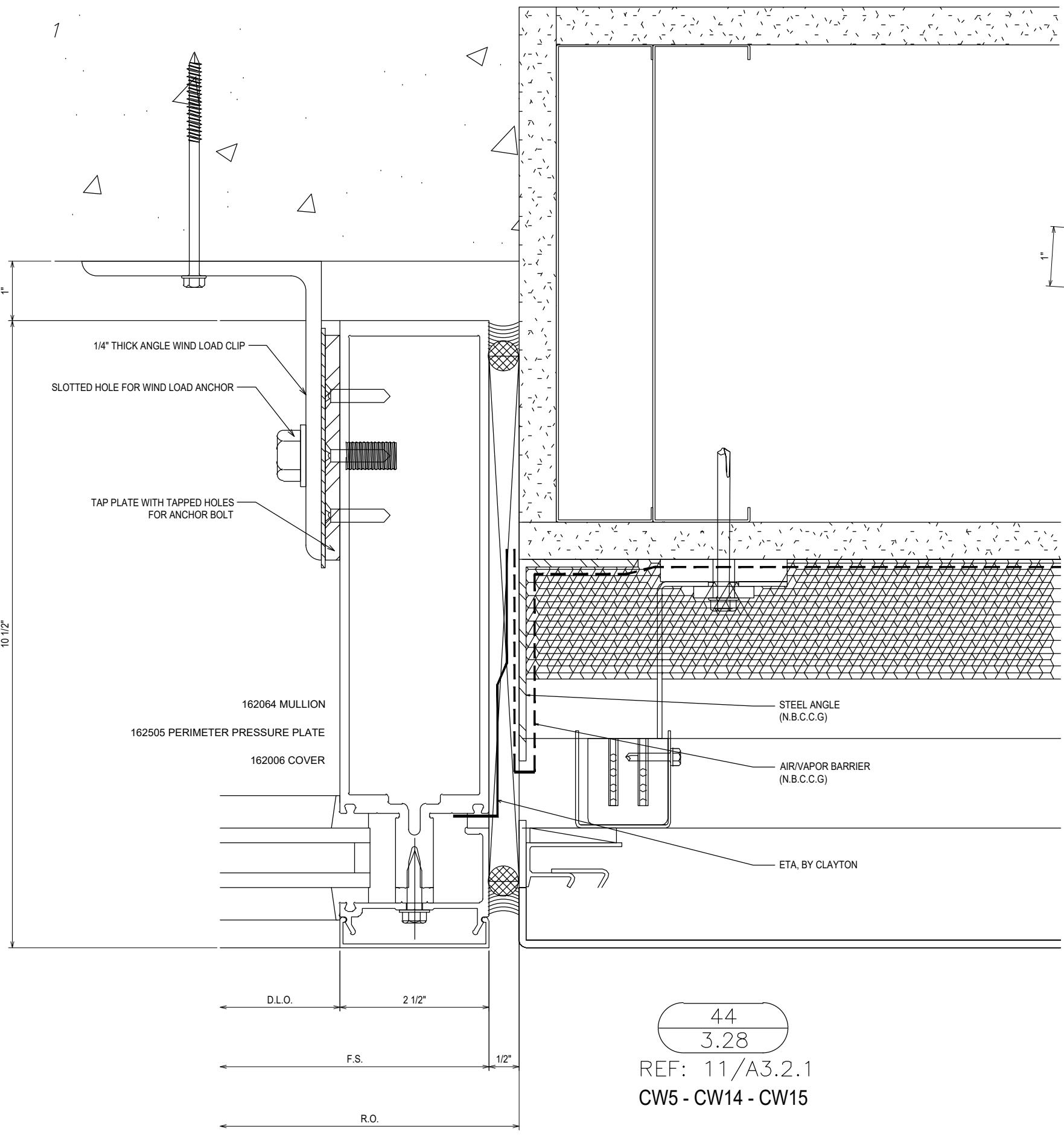
NO	DESCRIPTION	DATE
1ST	SUBMISSION	08.31.21
	DRAWING	SUBMISSION

CLAYTON COMMERCIAL GLAZING  
3210 US HIGHWAY 70W  
SMITHFIELD, NC 27577  
P: 919.550.4024

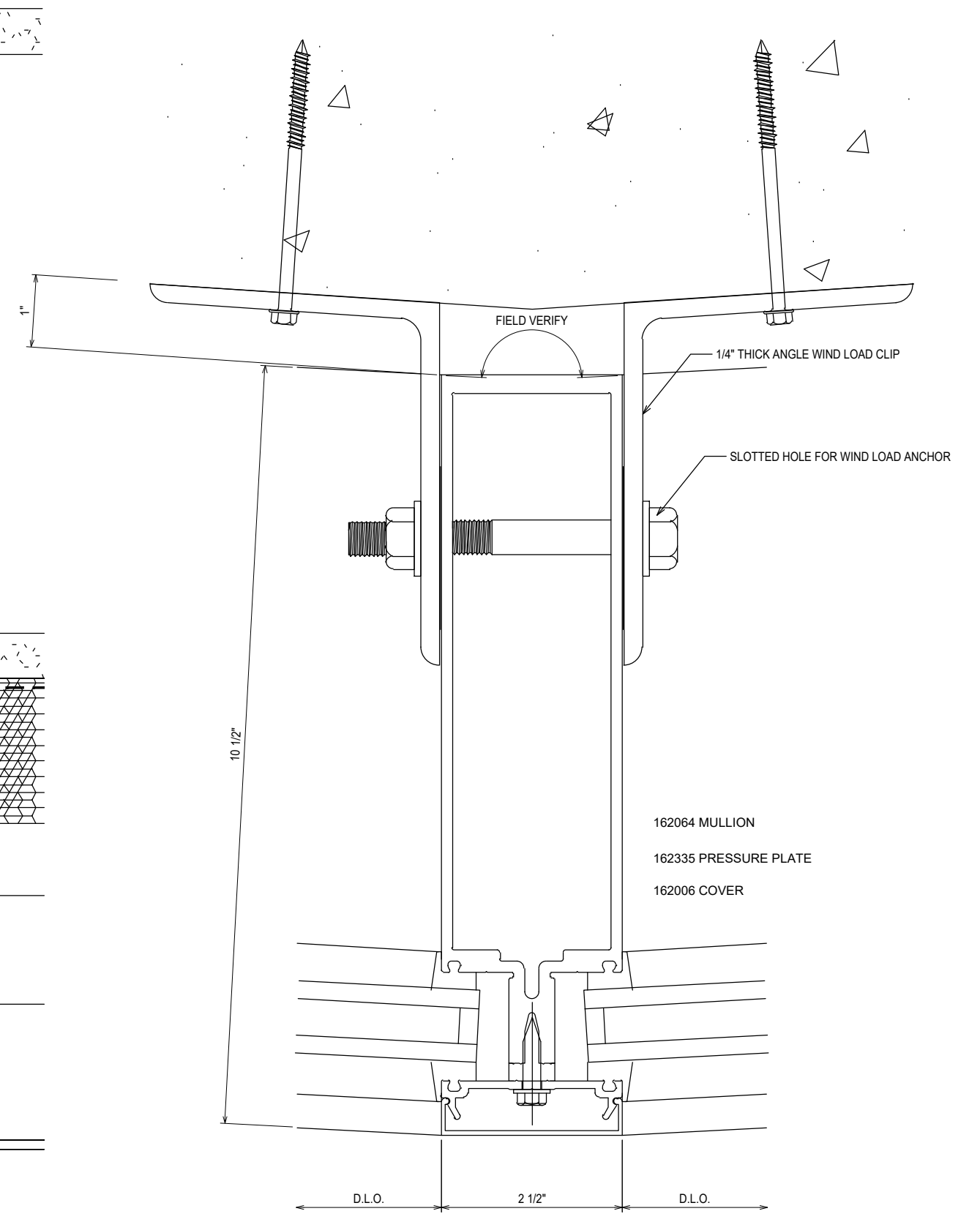
PROJECT: MOORE COUNTY COURTHOUSE  
LOCATION: CARTHAGE, NC

DRAWN BY:	DATE:
RA	08.31.21
CHECKED BY:	DATE:
WS	08.31.21
JOB NO.:	

3.27



44  
3.28  
 REF: 11/A3.2.1  
 CW5 - CW14 - CW15



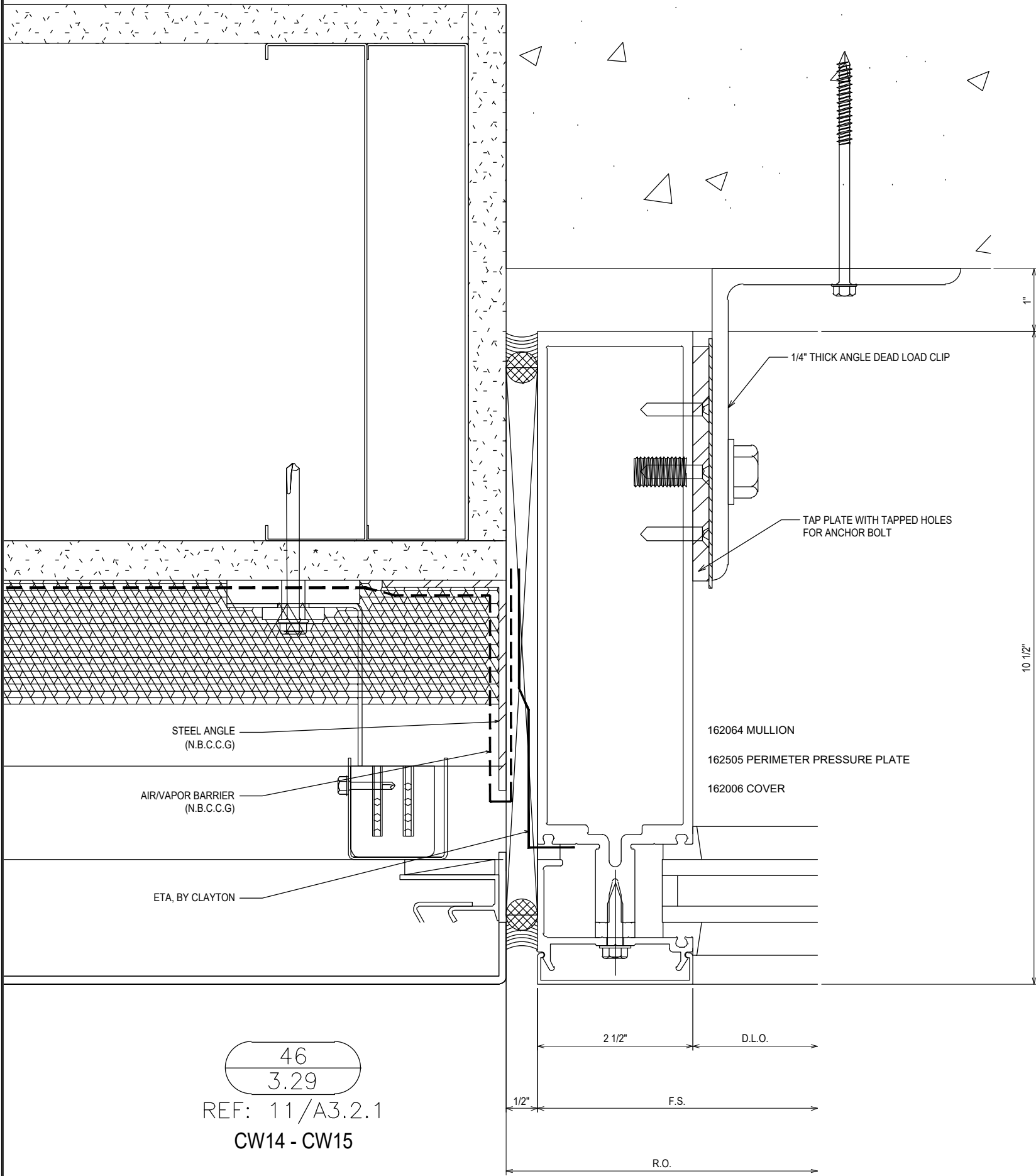
45  
3.28  
 REF: N/A  
 CW15

	08.31.21
1ST SUBMISSION	DATE
NO	DESCRIPTION
NO	DRAWING SUBMISSION

**CLAYTON COMMERCIAL GLAZING**  
 3210 US HIGHWAY 70W  
 SMITHFIELD, NC 27577  
 P: 919.550.4024

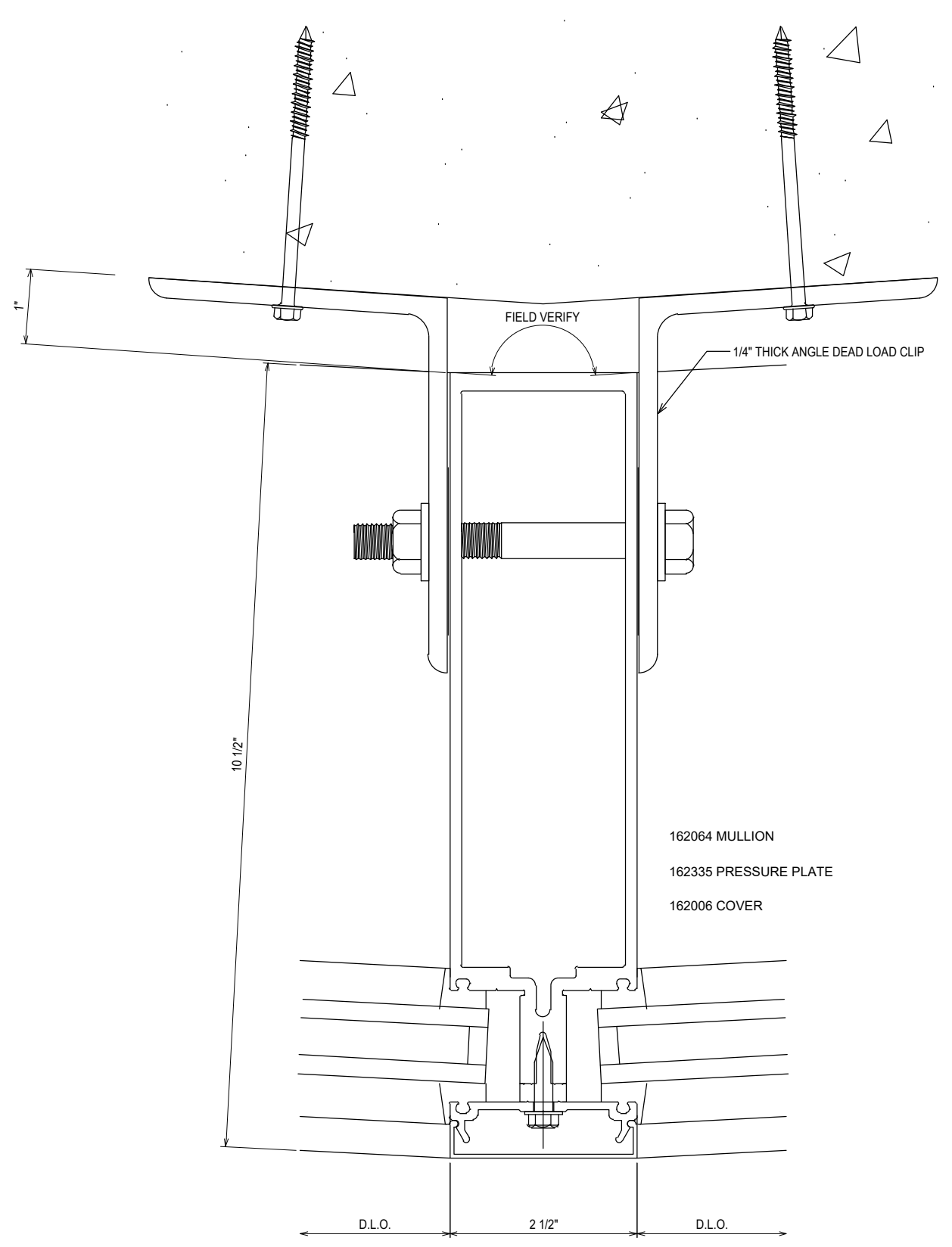
PROJECT: MOORE COUNTY COURTHOUSE  
 LOCATION: CARTHAGE, NC

DRAWN BY: RA	DATE: 08.31.21
CHECKED BY: WS	DATE: 08.31.21
JOB NO.:	



46  
3.29

REF: 11/A3.2.1  
CW14 - CW15



47  
3.29

REF: N/A  
CW15

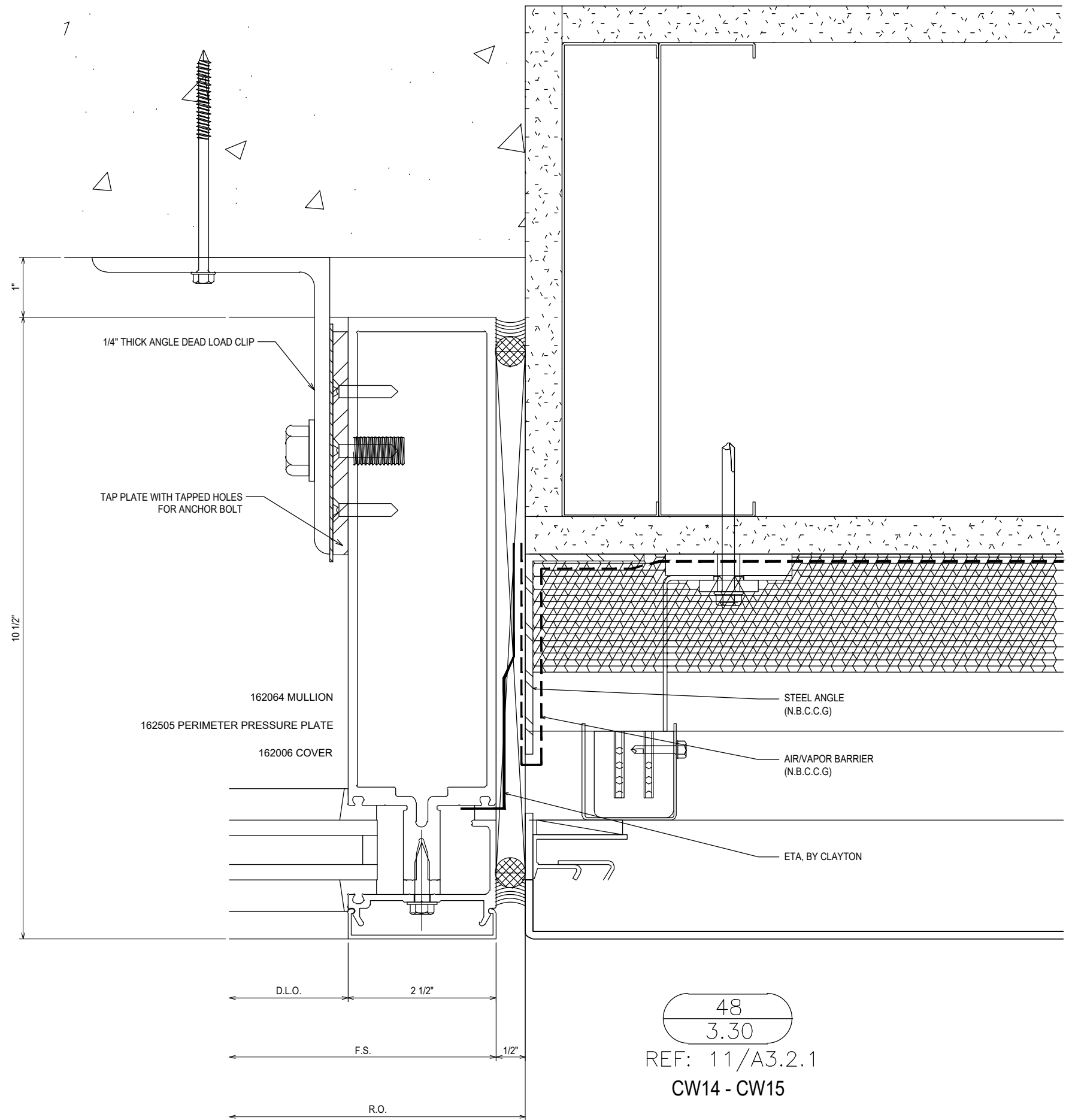
NO	DESCRIPTION	DATE
1ST	SUBMISSION	08.31.21
	DRAWING SUBMISSION	

CLAYTON COMMERCIAL GLAZING  
3210 US HIGHWAY 70W  
SMITHFIELD, NC 27577  
P: 919.550.4024

PROJECT: MOORE COUNTY COURTHOUSE  
LOCATION: CARTHAGE, NC

DRAWN BY:	DATE:
RA	08.31.21
CHECKED BY:	DATE:
WS	08.31.21
JOB NO.:	





48  
3.30

REF: 11/A3.2.1  
CW14 - CW15

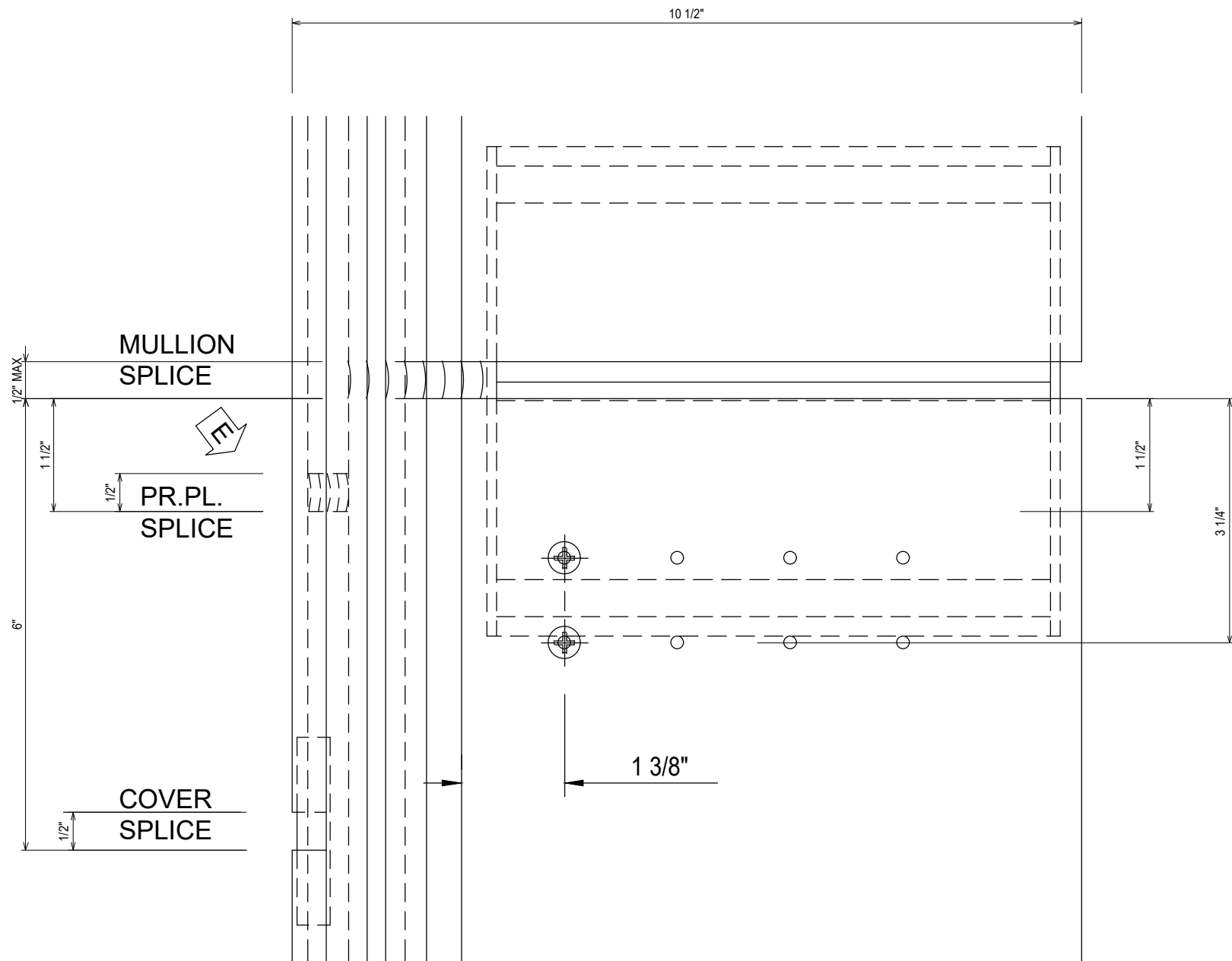
NO	DESCRIPTION	DATE
1ST	SUBMISSION	08.31.21
	DRAWING	SUBMISSION

CLAYTON COMMERCIAL GLAZING  
3210 US HIGHWAY 70W  
SMITHFIELD, NC 27577  
P: 919.550.4024

PROJECT: MOORE COUNTY COURTHOUSE  
LOCATION: CARTHAGE, NC

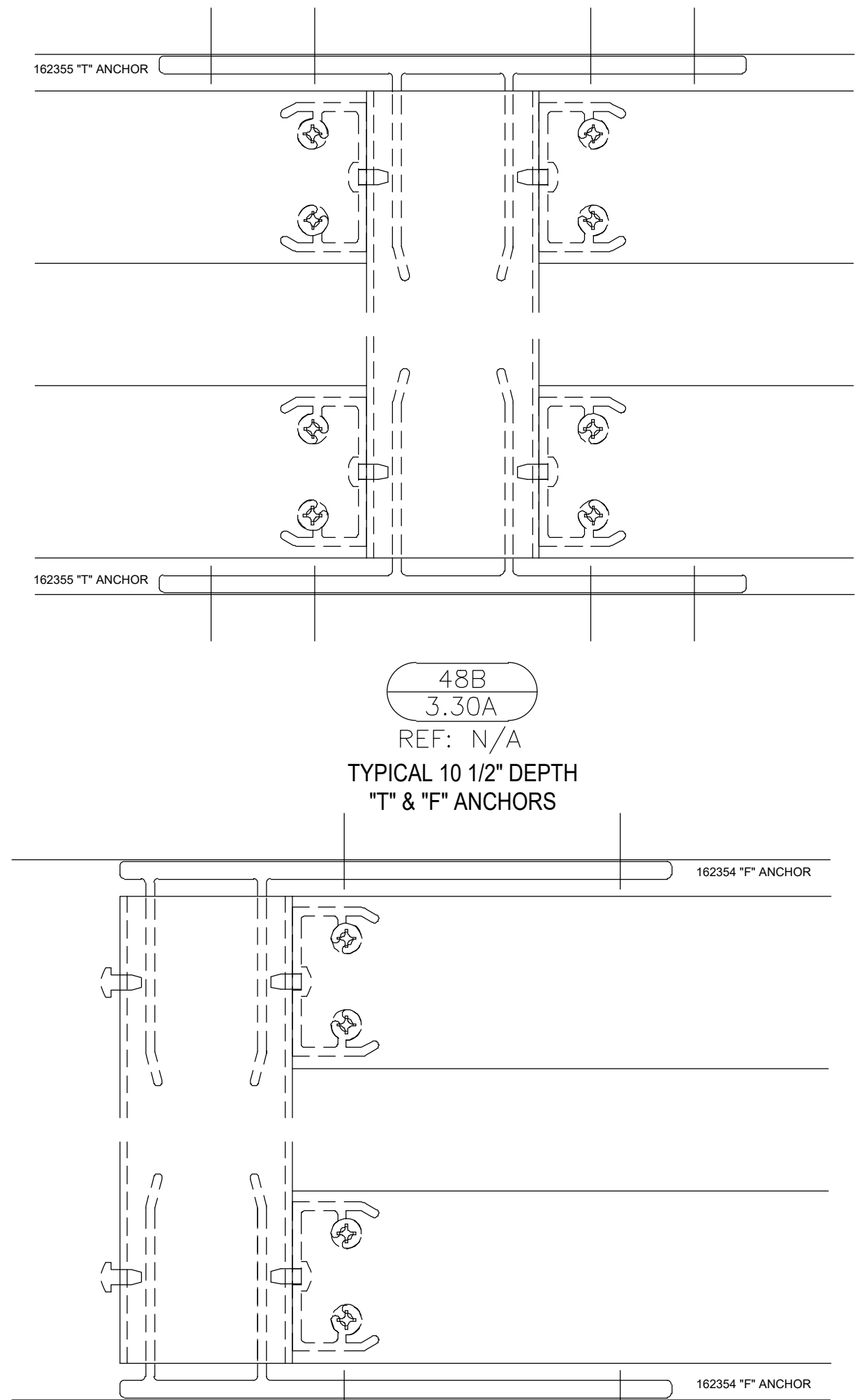
DRAWN BY:	DATE:
RA	08.31.21
CHECKED BY:	DATE:
WS	08.31.21
JOB NO.:	

3.30



48A  
3.30A

REF: N/A  
TYPICAL SPLICE JOINT



NO	DESCRIPTION	DATE
1ST	SUBMISSION	08.31.21
	DRAWING SUBMISSION	

CLAYTON COMMERCIAL GLAZING  
 3210 US HIGHWAY 70W  
 SMITHFIELD, NC 27577  
 P: 919.550.4024

PROJECT: MOORE COUNTY COURTHOUSE  
 LOCATION: CARTHAGE, NC

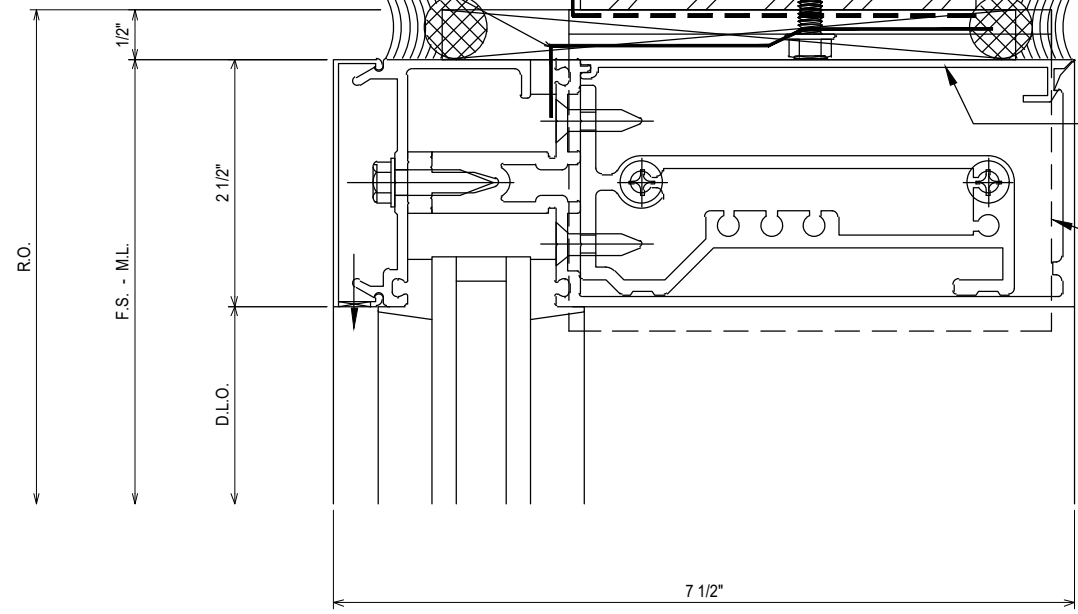
DRAWN BY:	DATE:
RA	08.31.21
CHECKED BY:	DATE:
WS	08.31.21
JOB NO.:	

3.30A

AIR/VAPOR BARRIER  
(N.B.C.C.G.)

STEEL ANGLE  
(N.B.C.C.G.)

ETA (ENGINEERED TRANSITION ASSEMBLY)  
BY CLAYTON COMMERCIAL GLAZING



USE FILLER 162020  
WHEN REQUIRED.

162311 "F" ANCHOR OR  
162312 "T" ANCHOR

49  
3.31

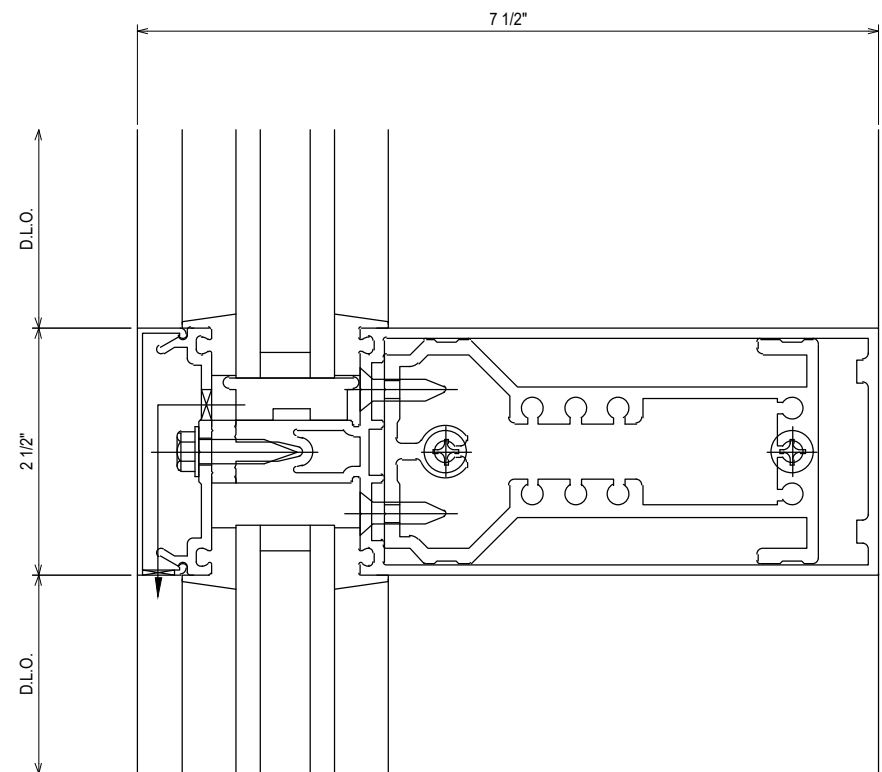
REF: 12/A3.2.1  
AS7 - AS8 - AS9 - AS10 - AS11  
AS12 - AS13 - AS14 - AS15 - AS16  
AS17 - AS18 - CW19

162332 SHEAR BLOCK

162006 COVER

162505 PERIMETER PRESSURE PLATE

162095 HORIZONTAL



162378 SHEAR BLOCK

162006 COVER

162335 PRESSURE PLATE

162003 HORIZONTAL

50  
3.31

REF: N/A  
TYPICAL

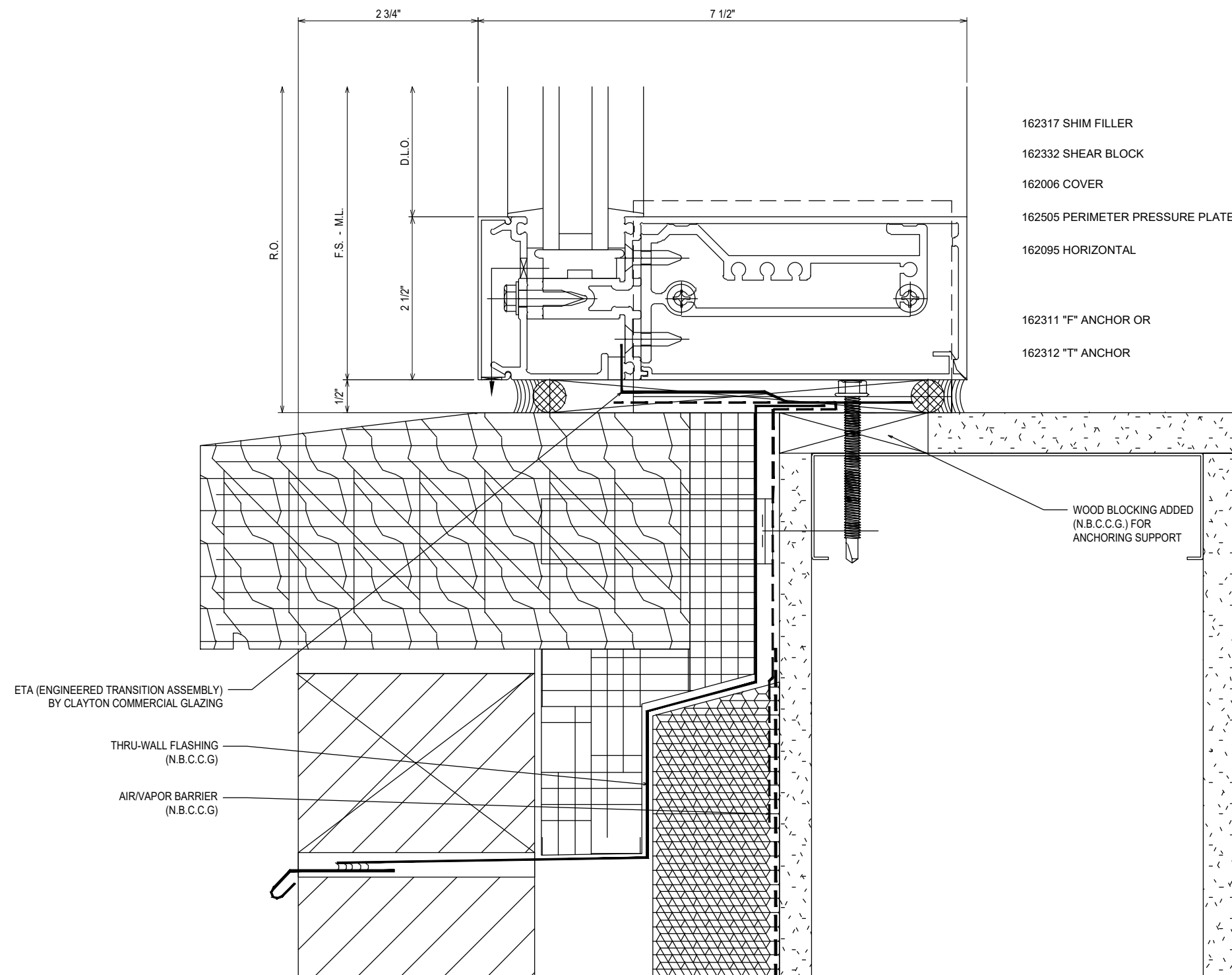
NO	DESCRIPTION	DATE
1ST	SUBMISSION	08.31.21

CLAYTON COMMERCIAL GLAZING  
3210 US HIGHWAY 70W  
SMITHFIELD, NC 27577  
P: 919.550.4024

PROJECT:	MOORE COUNTY COURTHOUSE
LOCATION:	CARTHAGE, NC

DRAWN BY:	DATE:
RA	08.31.21
CHECKED BY:	DATE:
WS	08.31.21
JOB NO.:	

3.31



- 162317 SHIM FILLER
- 162332 SHEAR BLOCK
- 162006 COVER
- 162505 PERIMETER PRESSURE PLATE
- 162095 HORIZONTAL
- 162311 "F" ANCHOR OR
- 162312 "T" ANCHOR

51  
3.32  
 REF: 6/A3.2.1  
**AS7 - MOCK**

ETA (ENGINEERED TRANSITION ASSEMBLY)  
BY CLAYTON COMMERCIAL GLAZING

THRU-WALL FLASHING  
(N.B.C.C.G)

AIR/VAPOR BARRIER  
(N.B.C.C.G)

WOOD BLOCKING ADDED  
(N.B.C.C.G.) FOR  
ANCHORING SUPPORT

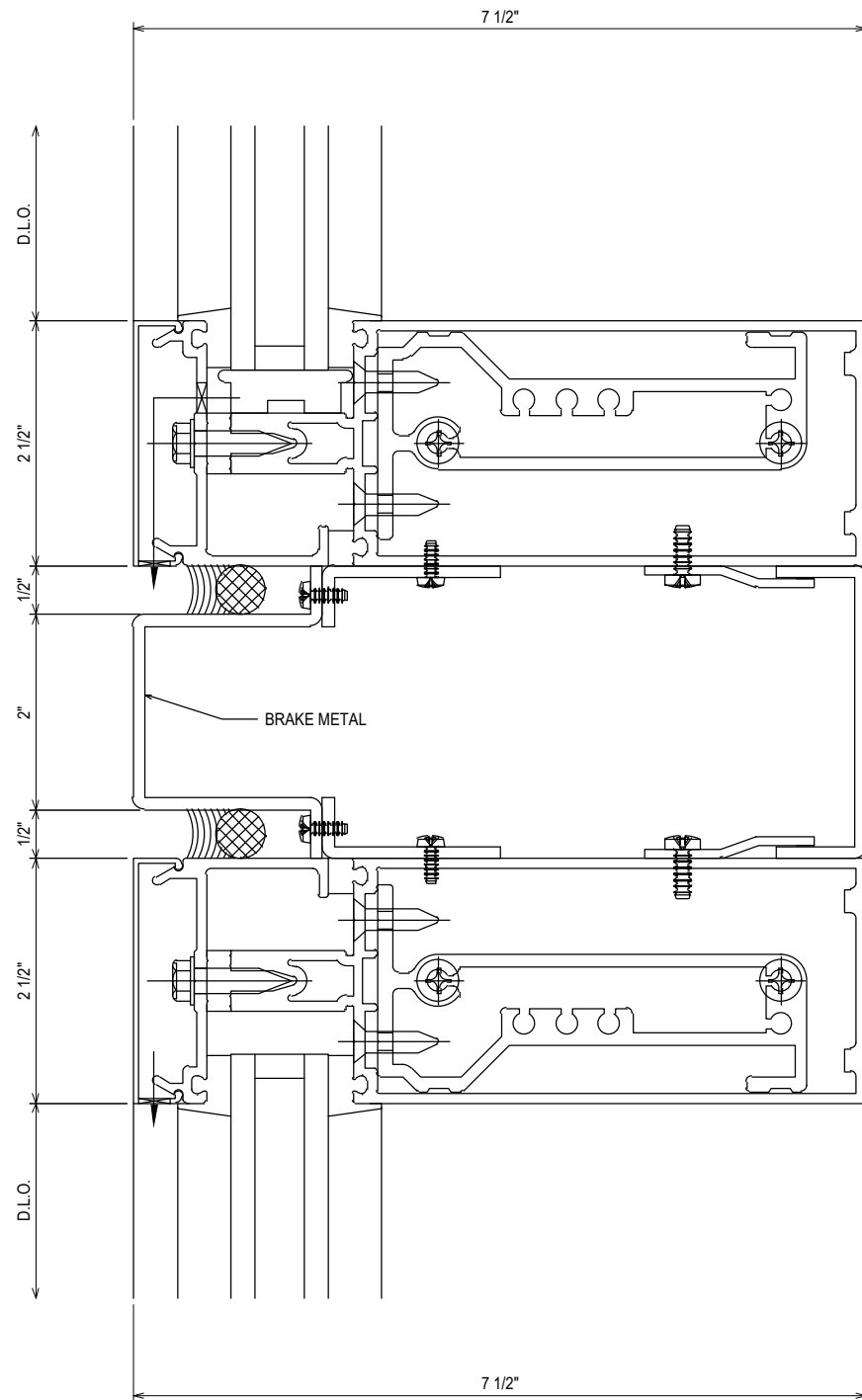
NO	DESCRIPTION	DATE
1ST	SUBMISSION	08.31.21
	DRAWING SUBMISSION	

CLAYTON COMMERCIAL GLAZING  
3210 US HIGHWAY 70W  
SMITHFIELD, NC 27577  
P: 919.550.4024

PROJECT: MOORE COUNTY COURTHOUSE  
LOCATION: CARTHAGE, NC

DRAWN BY:	DATE:
RA	08.31.21
CHECKED BY:	DATE:
WS	08.31.21
JOB NO.:	

**3.32**



52  
3.33

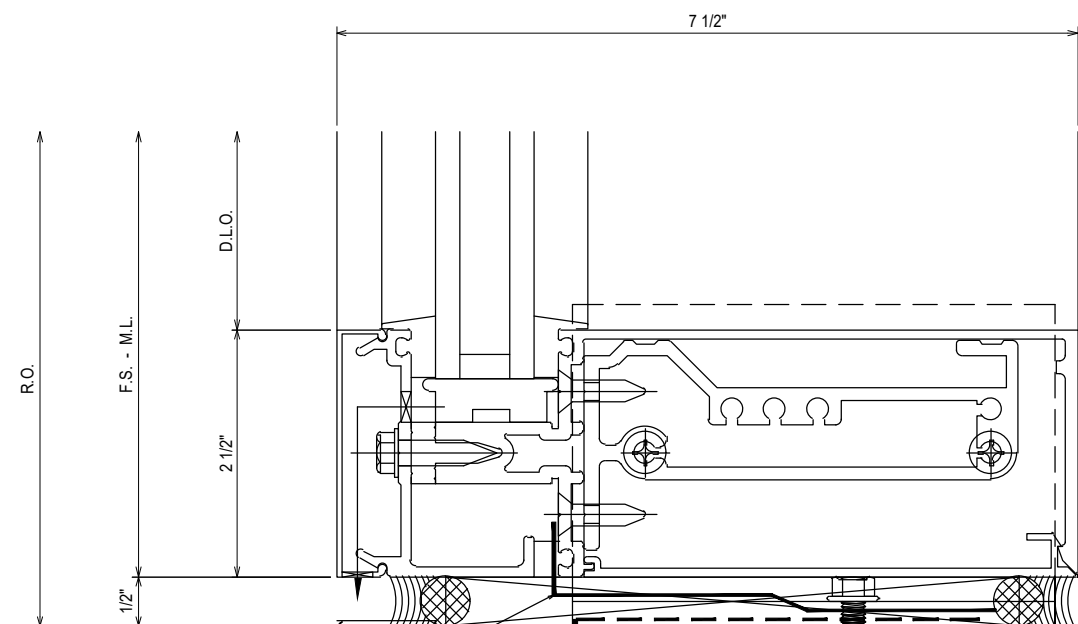
REF: N/A  
AS12 - AS13 - AS14 - AS15 - AS16  
AS17 - AS18

- 162317 SHIM FILLER
- 162332 SHEAR BLOCK
- 162006 COVER
- 162505 PERIMETER PRESSURE PLATE
- 162003 HORIZONTAL

BRAKE METAL

ETA (ENGINEERED TRANSITION ASSEMBLY)  
BY CLAYTON COMMERCIAL GLAZING

- 162332 SHEAR BLOCK
- 162006 COVER
- 162505 PERIMETER PRESSURE PLATE
- 162003 HORIZONTAL



- 162317 SHIM FILLER
- 162332 SHEAR BLOCK
- 162006 COVER
- 162505 PERIMETER PRESSURE PLATE
- 162095 HORIZONTAL
- 162311 "F" ANCHOR OR
- 162312 "T" ANCHOR

53  
3.33

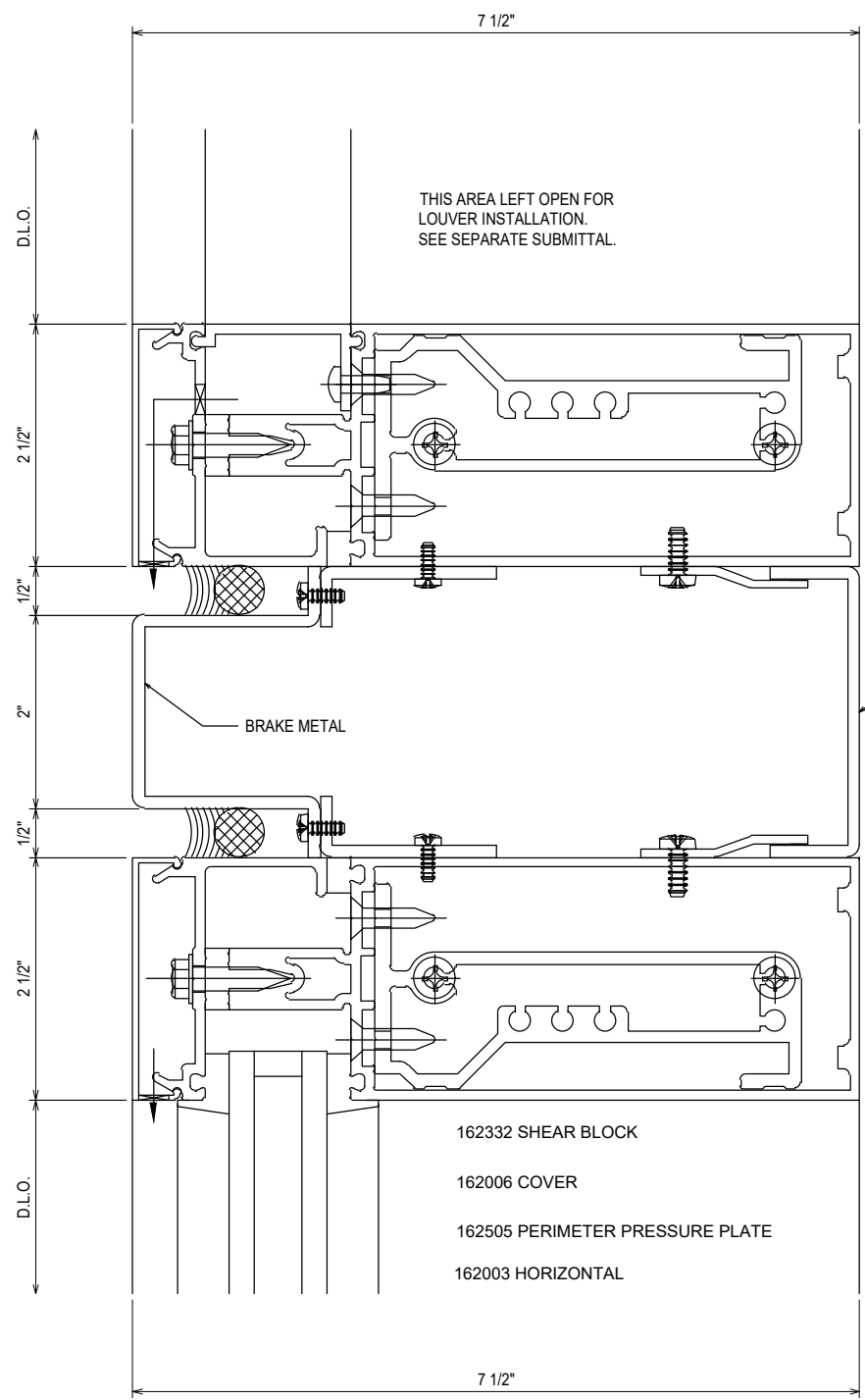
REF: 10/A3.2.1  
AS8 - AS9 - AS10 - AS11 - AS12  
AS13 - AS14 - AS15 - AS16 - AS17  
AS18 - CW19

NO	DESCRIPTION	DATE
1ST	SUBMISSION	08.31.21
	DRAWING	SUBMISSION

CLAYTON COMMERCIAL GLAZING  
3210 US HIGHWAY 70W  
SMITHFIELD, NC 27577  
P: 919.550.4024

PROJECT:	MOORE COUNTY COURTHOUSE
LOCATION:	CARTHAGE, NC

DRAWN BY:	DATE:
RA	08.31.21
CHECKED BY:	DATE:
WS	08.31.21
JOB NO.:	



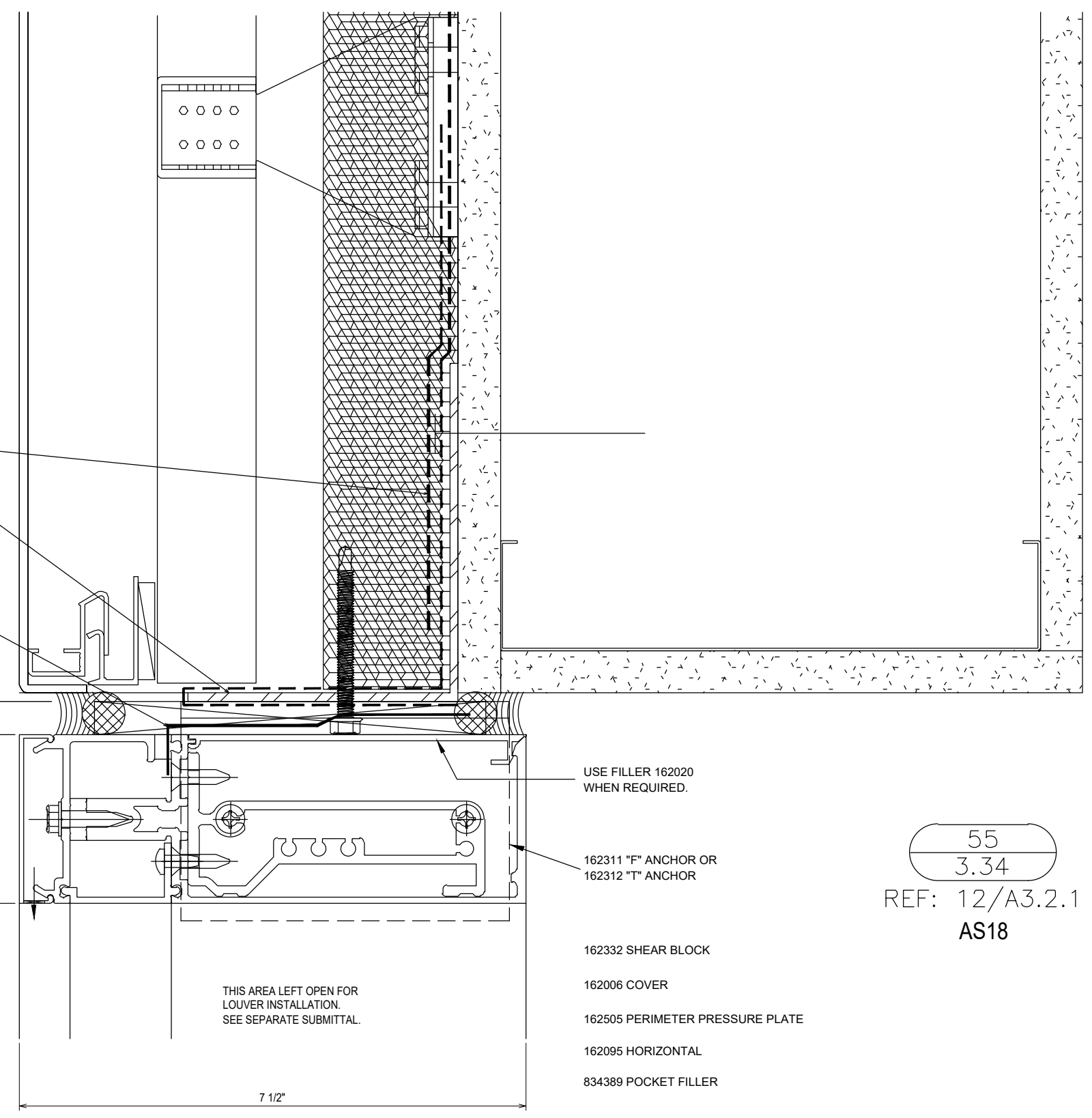
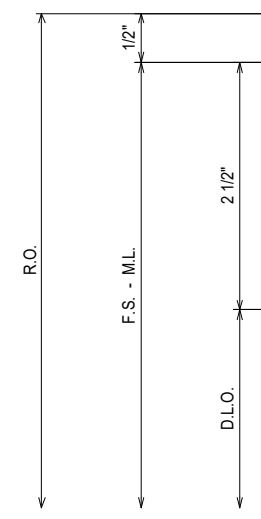
- 162332 SHEAR BLOCK
- 162006 COVER
- 162505 PERIMETER PRESSURE PLATE
- 162003 HORIZONTAL

54  
3.34  
REF: N/A  
AS18

- 834389 POCKET FILLER
- 162317 SHIM FILLER
- 162332 SHEAR BLOCK
- 162006 COVER
- 162505 PERIMETER PRESSURE PLATE
- 162003 HORIZONTAL

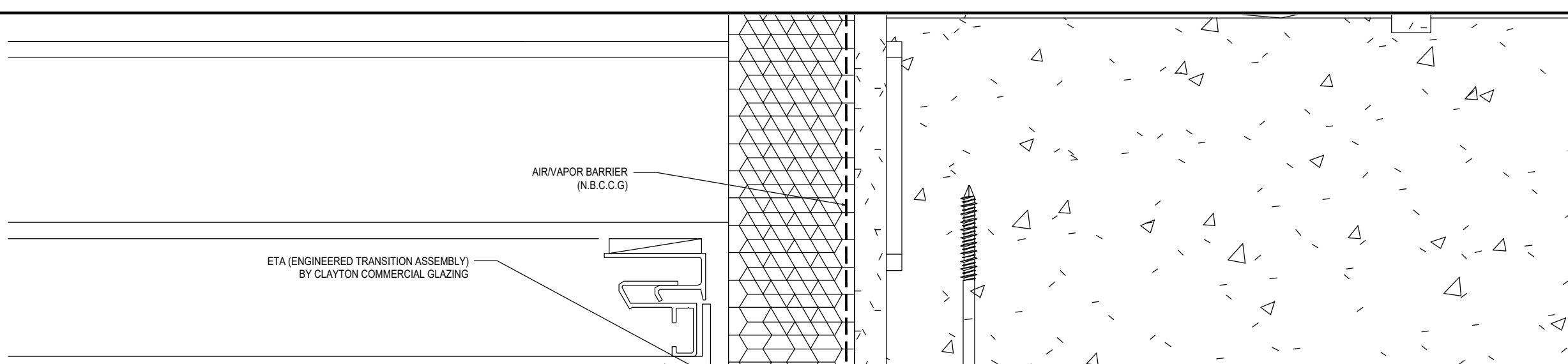
- BRAKE METAL
- ETA (ENGINEERED TRANSITION ASSEMBLY) BY CLAYTON COMMERCIAL GLAZING

- AIR/VAPOR BARRIER (N.B.C.C.G)
- STEEL ANGLE (N.B.C.C.G)



55  
3.34  
REF: 12/A3.2.1  
AS18

PROJECT: MOORE COUNTY COURTHOUSE		NO	DESCRIPTION	DATE
LOCATION: CARTHAGE, NC		1ST SUBMISSION		08.31.21
			DRAWING SUBMISSION	
DRAWN BY:	DATE:			
RA	08.31.21			
CHECKED BY:	DATE:			
WS	08.31.21			
JOB NO.:				
		3.34		



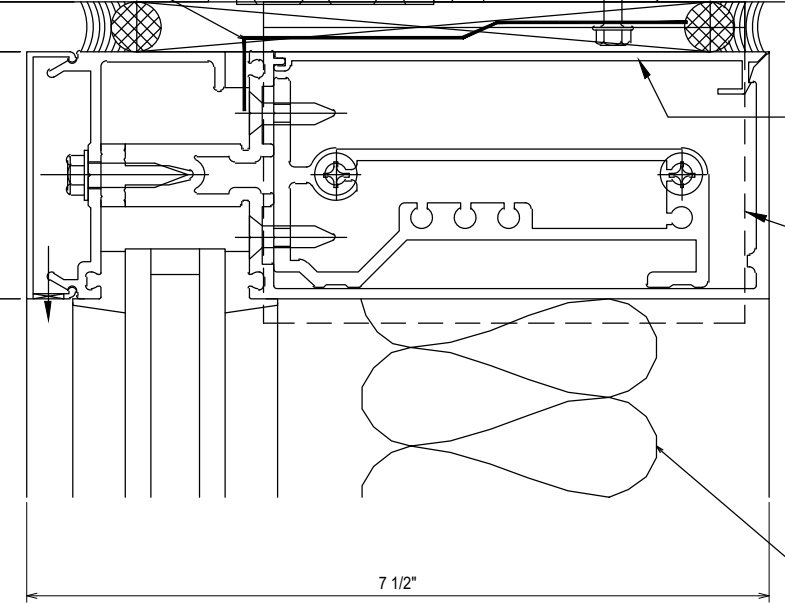
ETA (ENGINEERED TRANSITION ASSEMBLY)  
BY CLAYTON COMMERCIAL GLAZING

AIR VAPOR BARRIER  
(N.B.C.C.G)

R.O.

1/2"  
F.S. - M.L.

2 1/2"  
D.L.O.



USE FILLER 162020  
WHEN REQUIRED.

162311 "F" ANCHOR OR  
162312 "T" ANCHOR

162332 SHEAR BLOCK

162006 COVER

162505 PERIMETER PRESSURE PLATE

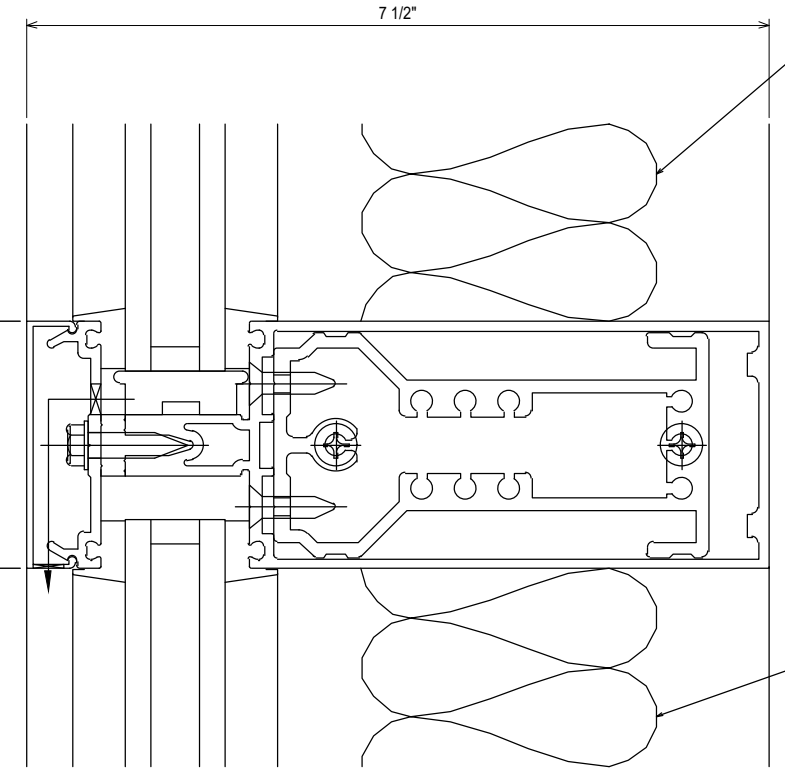
162095 HORIZONTAL

INSULATION,  
BY CLAYTON

7 1/2"

56  
3.35  
REF: 4/A5.2.2  
CW6 - CW7

D.L.O.  
2 1/2"  
D.L.O.



INSULATION,  
BY CLAYTON

162378 SHEAR BLOCK

162006 COVER

162335 PRESSURE PLATE

162003 HORIZONTAL

INSULATION,  
BY CLAYTON

7 1/2"

57  
3.35  
REF: N/A  
CW6 - CW7 - CW8 - CW9  
CW10 - CW11 - CW12 - CW13

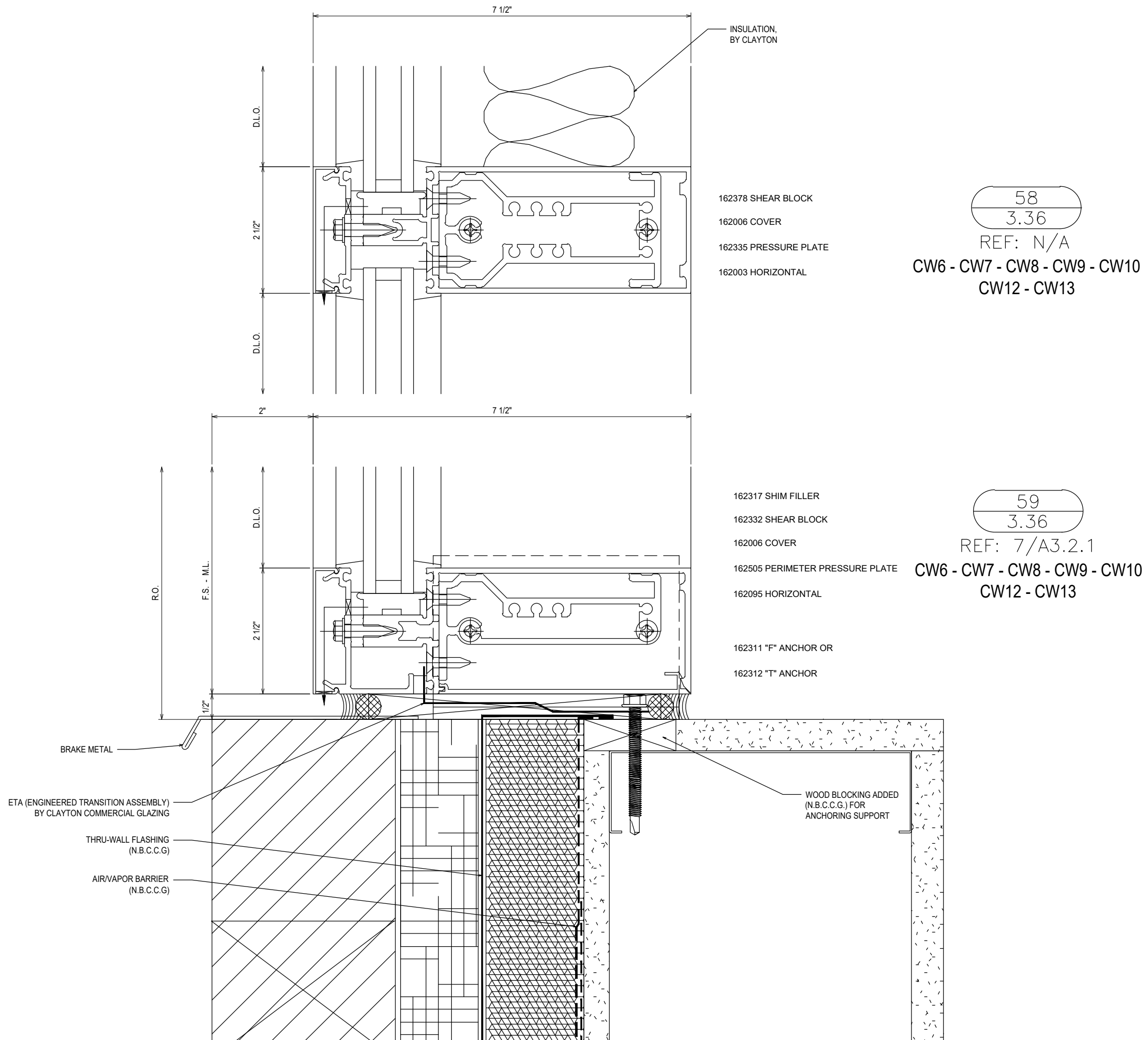
NO	DESCRIPTION	DATE
1	1ST SUBMISSION	08.31.21
	DRAWING SUBMISSION	

CLAYTON COMMERCIAL GLAZING  
3210 US HIGHWAY 70W  
SMITHFIELD, NC 27577  
P: 919.550.4024

PROJECT: MOORE COUNTY COURTHOUSE  
LOCATION: CARTHAGE, NC

DRAWN BY:	DATE:
RA	08.31.21
CHECKED BY:	DATE:
WS	08.31.21
JOB NO.:	

3.35



NO	DESCRIPTION	DATE
1ST	SUBMISSION	08.31.21

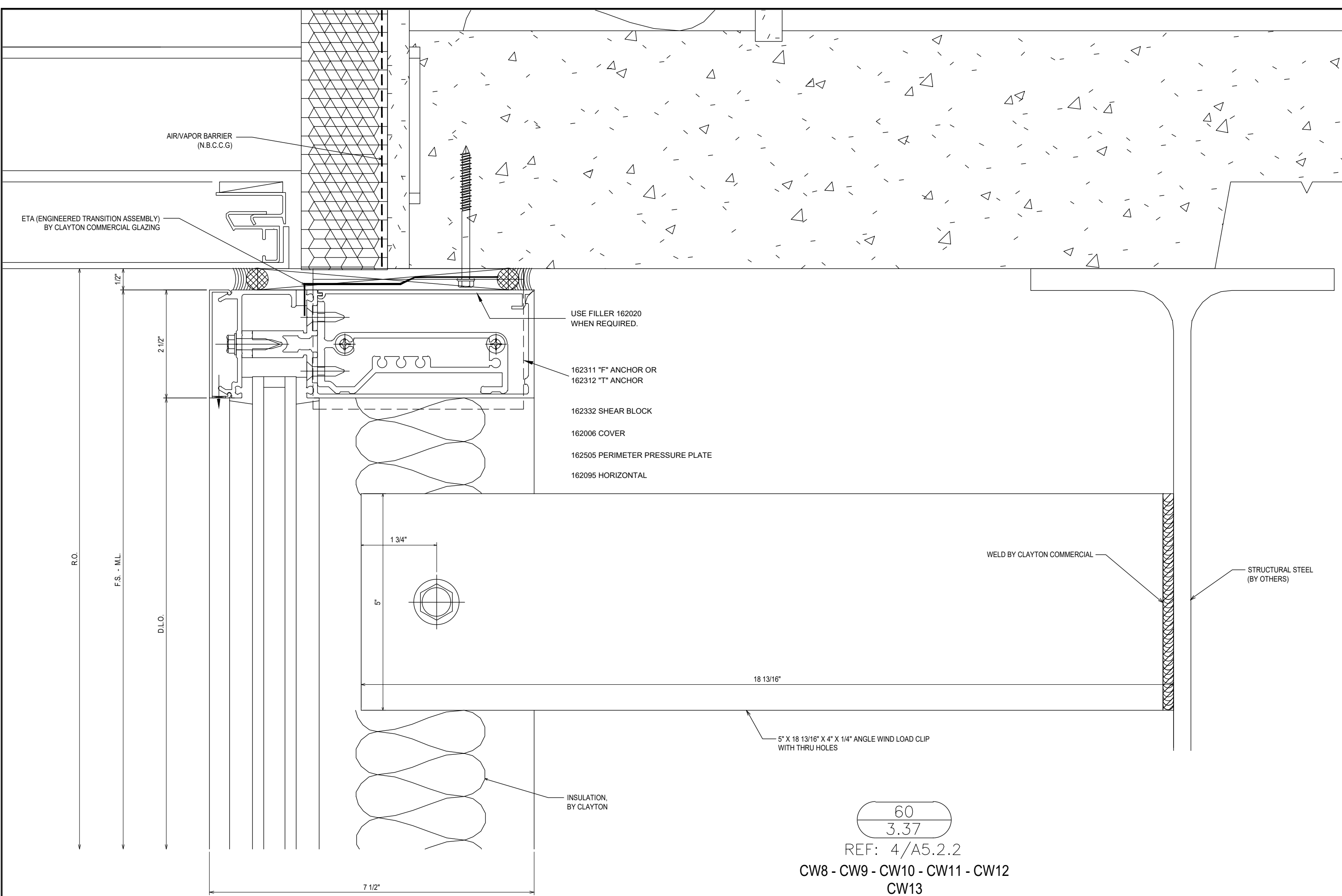
CLAYTON COMMERCIAL GLAZING  
3210 US HIGHWAY 70W  
SMITHFIELD, NC 27577  
P: 919.550.4024

PROJECT: MOORE COUNTY COURTHOUSE  
LOCATION: CARTHAGE, NC

DRAWN BY:	DATE:
RA	08.31.21
CHECKED BY:	DATE:
WS	08.31.21
JOB NO.:	

3.36





NO	DESCRIPTION	DATE
1ST	SUBMISSION	08.31.21

CLAYTON COMMERCIAL GLAZING  
 3210 US HIGHWAY 70W  
 SMITHFIELD, NC 27577  
 P: 919.550.4024

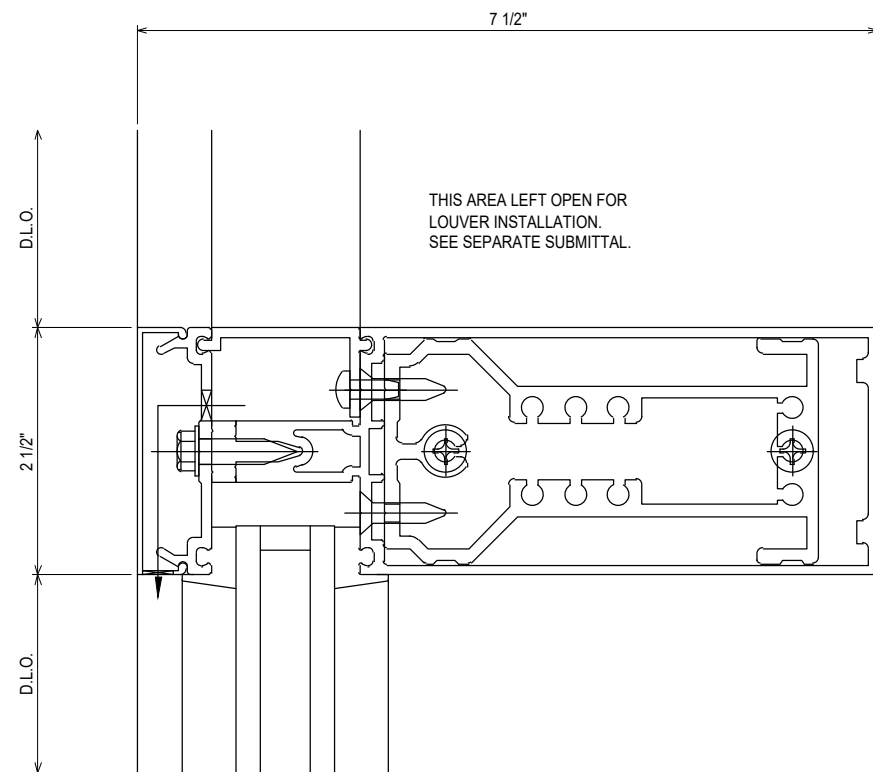
PROJECT: MOORE COUNTY COURTHOUSE  
 LOCATION: CARTHAGE, NC

DRAWN BY:	DATE:
RA	08.31.21
CHECKED BY:	DATE:
WS	08.31.21
JOB NO.:	

60  
 3.37

REF: 4/A5.2.2  
 CW8 - CW9 - CW10 - CW11 - CW12  
 CW13

3.37

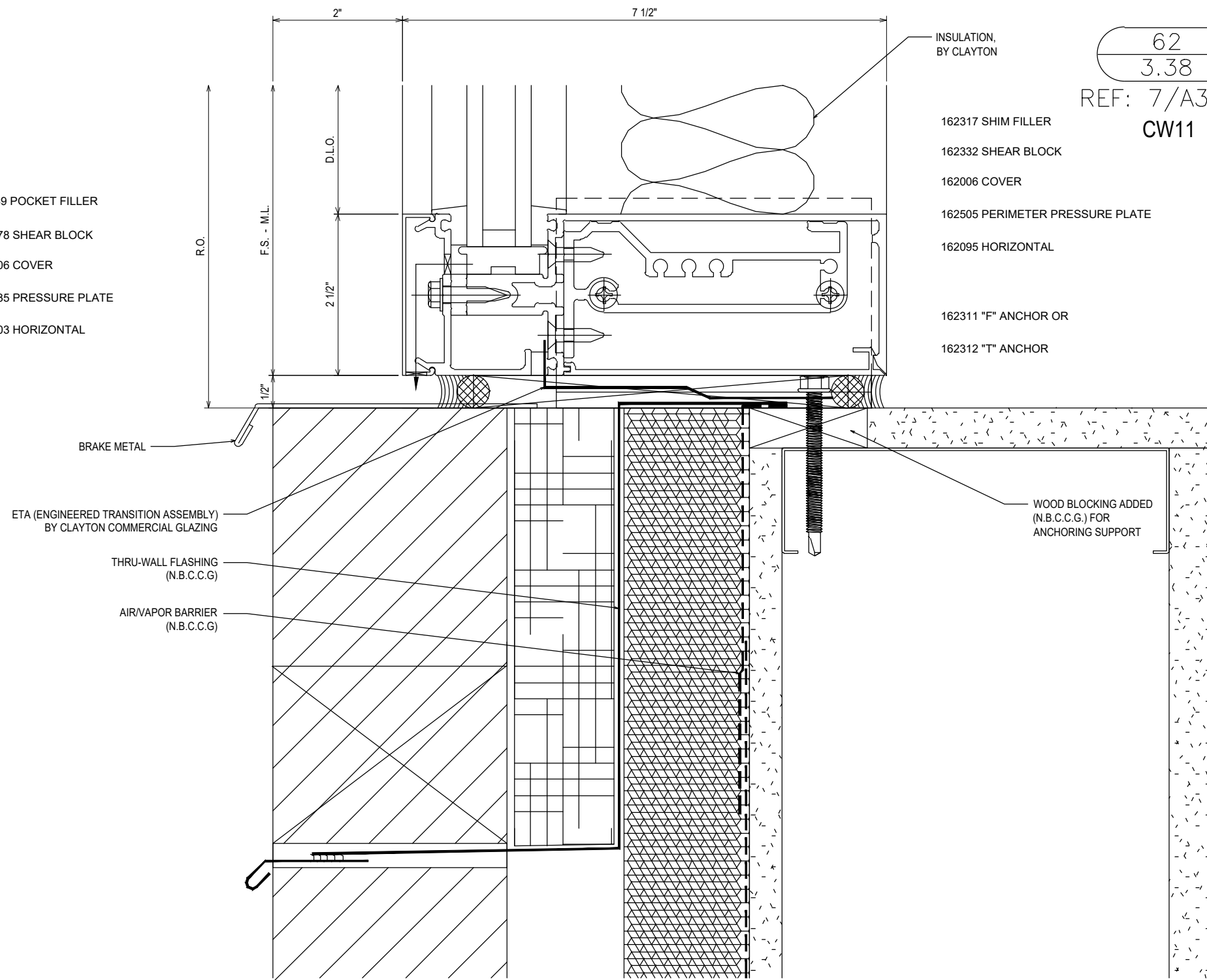


61  
3.38

REF: N/A

CW7 - CW8 - CW10 - CW12 - CW13

- 834389 POCKET FILLER
- 162378 SHEAR BLOCK
- 162006 COVER
- 162335 PRESSURE PLATE
- 162003 HORIZONTAL



62  
3.38  
REF: 7/A3.2.1  
CW11

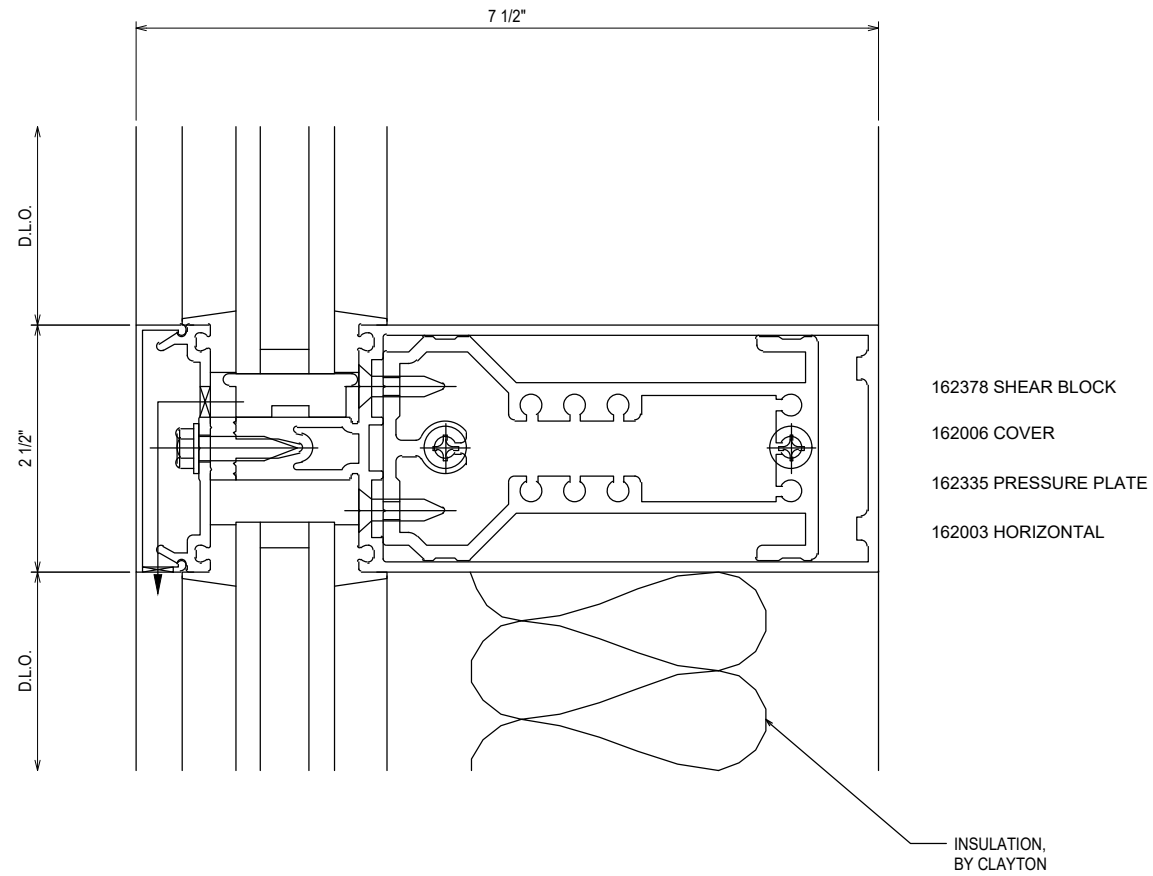
NO	DESCRIPTION	DATE
1ST	SUBMISSION	08.31.21
DRAWING SUBMISSION		

CLAYTON COMMERCIAL GLAZING  
3210 US HIGHWAY 70W  
SMITHFIELD, NC 27577  
P: 919.550.4024

PROJECT: MOORE COUNTY COURTHOUSE  
LOCATION: CARTHAGE, NC

DRAWN BY:	DATE:
RA	08.31.21
CHECKED BY:	DATE:
WS	08.31.21
JOB NO.:	

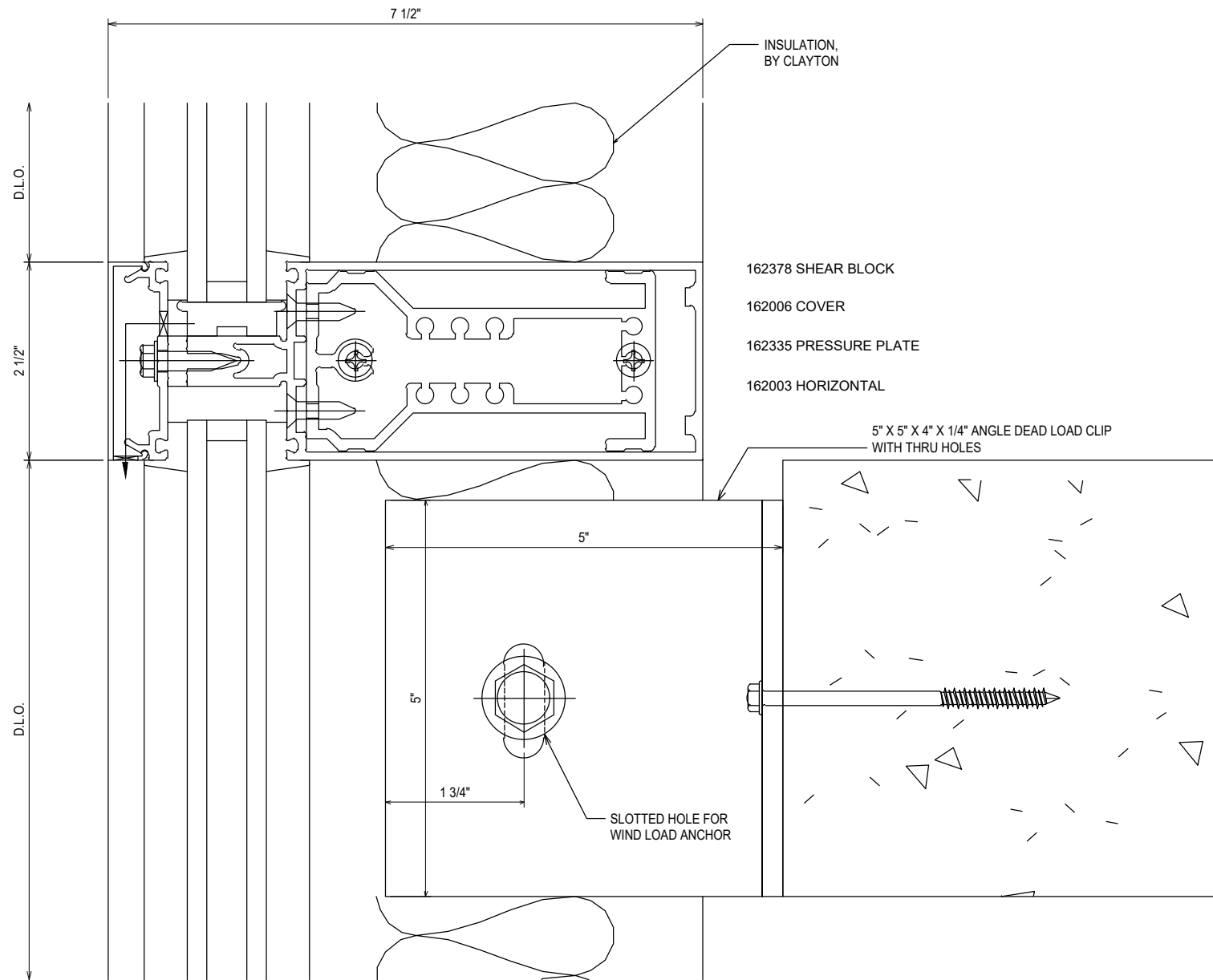
3.38



63  
3.39

REF: N/A

CW8 - CW9 - CW10 - CW12 - CW13



64  
3.39

REF: N/A

CW8 - CW9 - CW10 - CW11 - CW12  
CW13

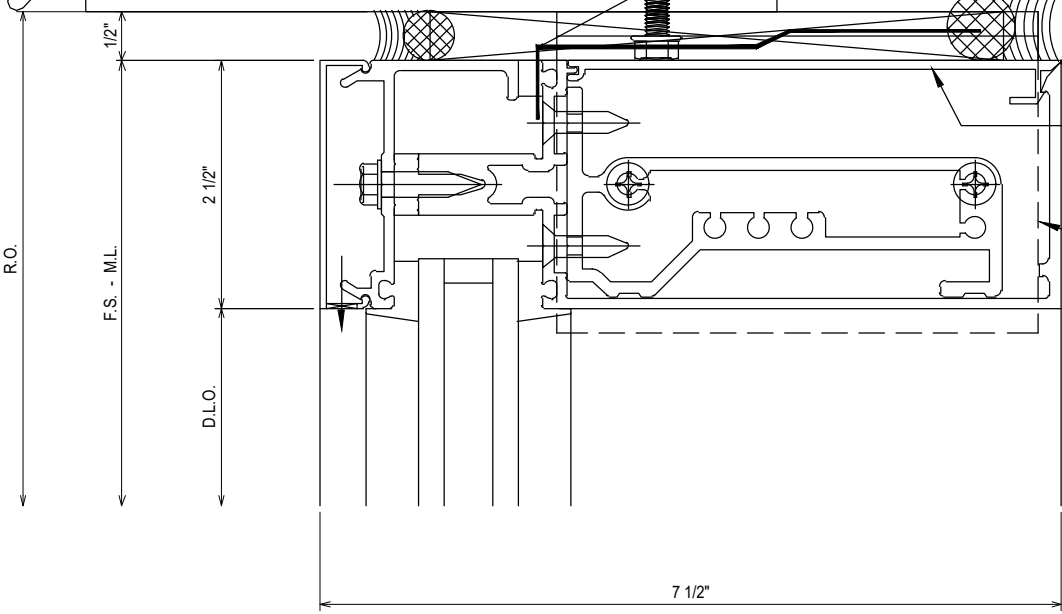
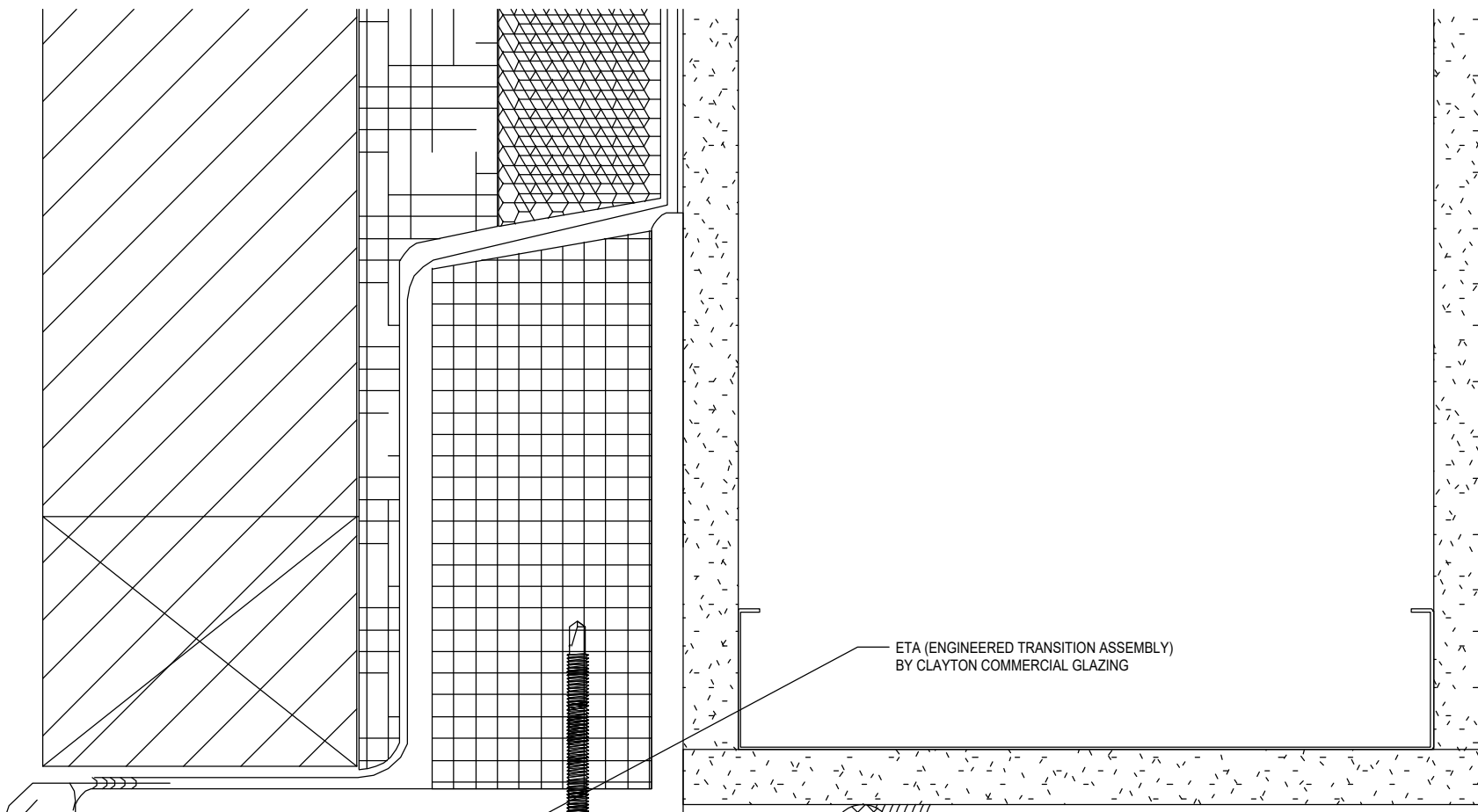
NO	DESCRIPTION	DATE
1ST	SUBMISSION	08.31.21
	DRAWING SUBMISSION	

CLAYTON COMMERCIAL GLAZING  
3210 US HIGHWAY 70W  
SMITHFIELD, NC 27577  
P: 919.550.4024

PROJECT: MOORE COUNTY COURTHOUSE  
LOCATION: CARTHAGE, NC

DRAWN BY:	DATE:
RA	08.31.21
CHECKED BY:	DATE:
WS	08.31.21
JOB NO.:	

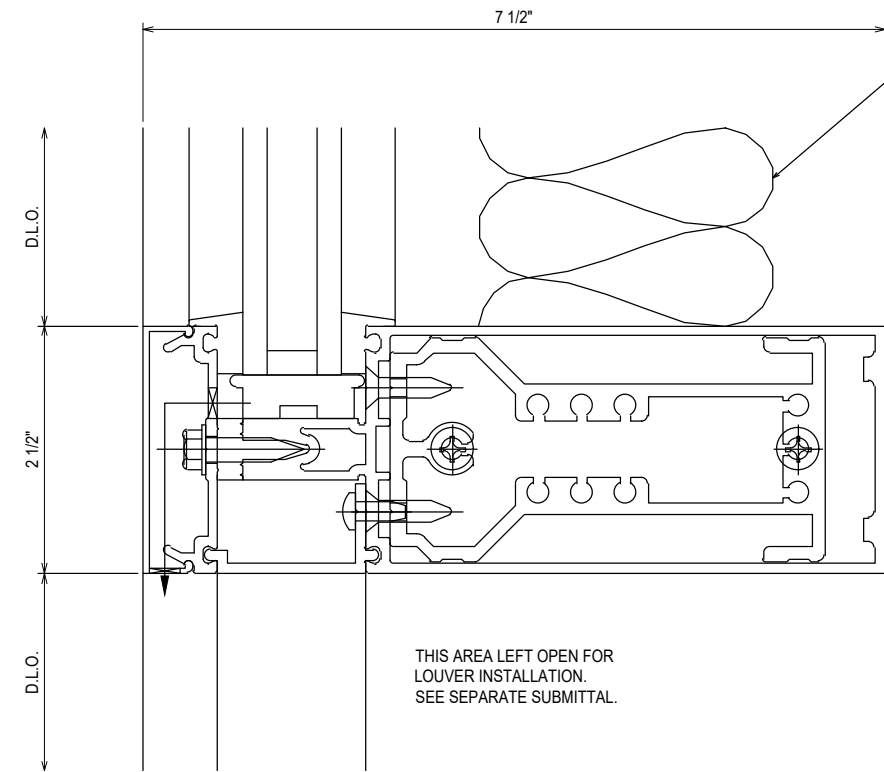
3.39



ETA (ENGINEERED TRANSITION ASSEMBLY)  
BY CLAYTON COMMERCIAL GLAZING

- USE FILLER 162020 WHEN REQUIRED.
- 162311 "F" ANCHOR OR 162312 "T" ANCHOR
- 162332 SHEAR BLOCK
- 162006 COVER
- 162505 PERIMETER PRESSURE PLATE
- 162095 HORIZONTAL

65  
3.40  
REF: 9/A3.2.1  
MOCK

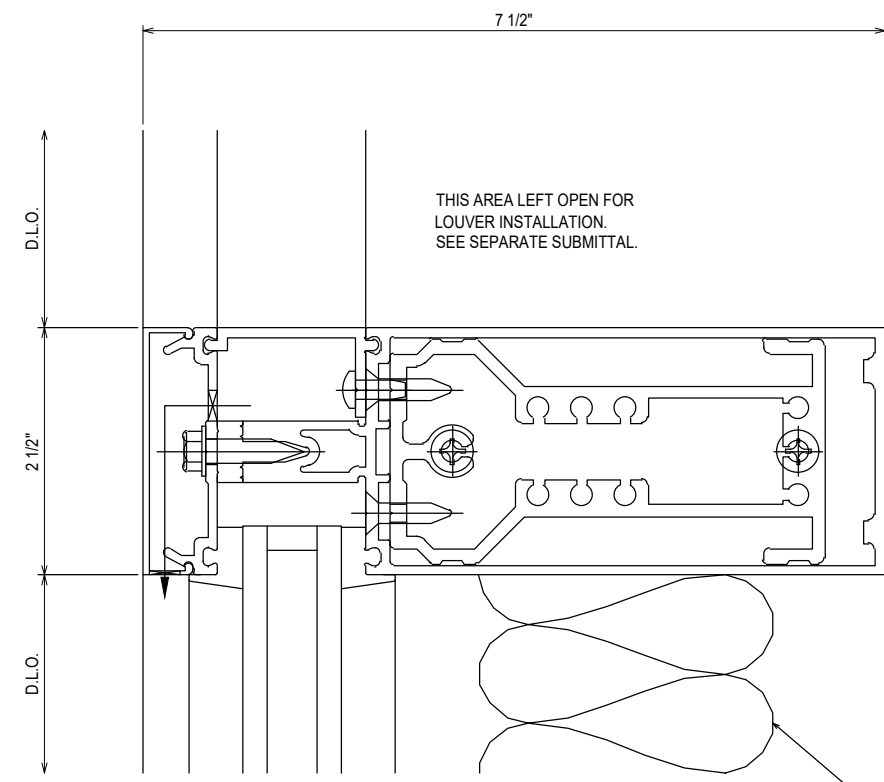


INSULATION,  
BY CLAYTON

- 162378 SHEAR BLOCK
- 162006 COVER
- 162335 PRESSURE PLATE
- 162003 HORIZONTAL
- 834389 POCKET FILLER

THIS AREA LEFT OPEN FOR  
LOUVER INSTALLATION.  
SEE SEPARATE SUBMITTAL.

66  
3.40  
REF: N/A  
CW7 - CW8 - CW10  
CW11 - CW12 - CW13



- 834389 POCKET FILLER
- 162378 SHEAR BLOCK
- 162006 COVER
- 162335 PRESSURE PLATE
- 162003 HORIZONTAL

THIS AREA LEFT OPEN FOR  
LOUVER INSTALLATION.  
SEE SEPARATE SUBMITTAL.

67  
3.40  
REF: N/A  
CW11

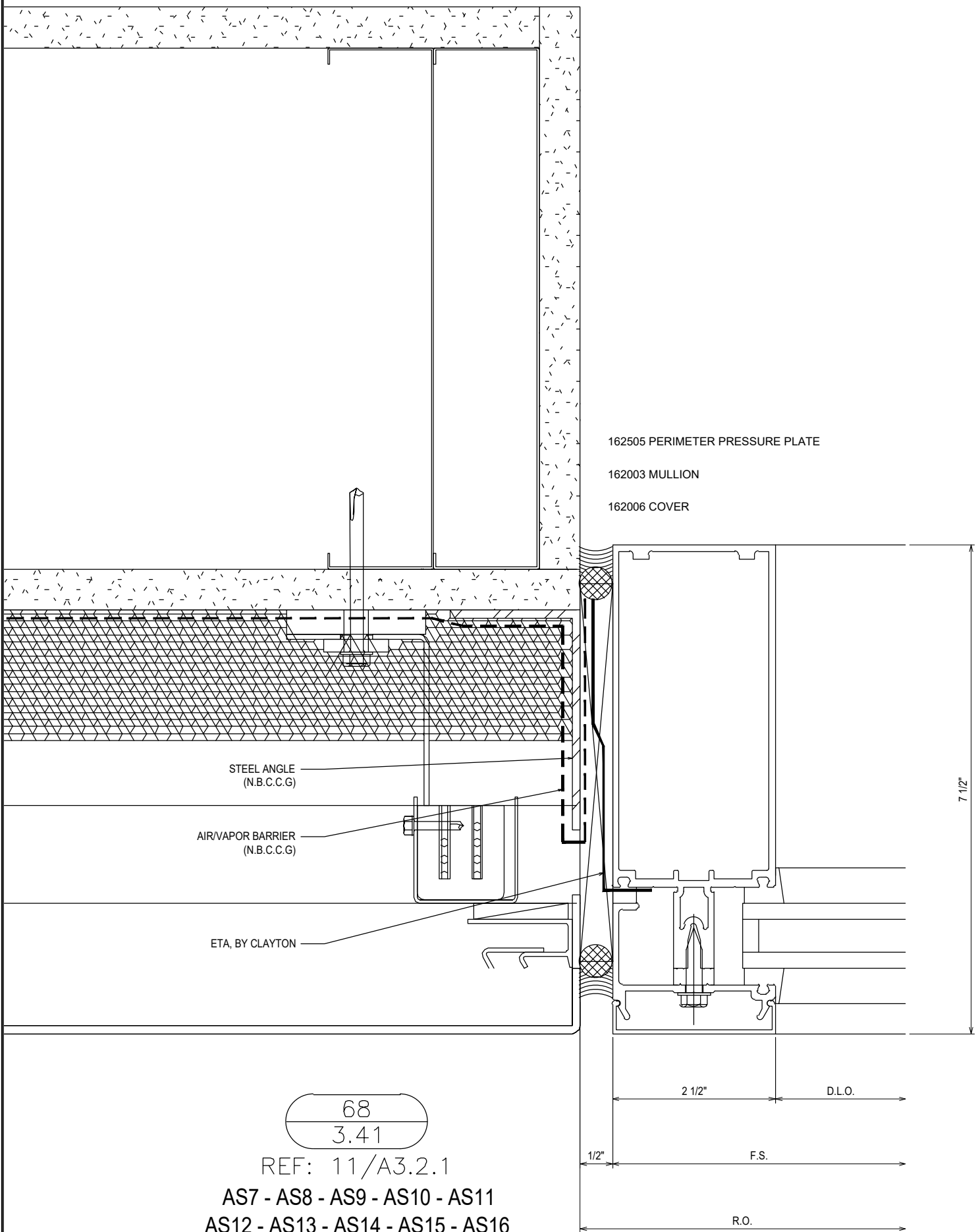
INSULATION,  
BY CLAYTON

NO	DESCRIPTION	DATE
1ST	SUBMISSION	08.31.21

CLAYTON COMMERCIAL GLAZING  
3210 US HIGHWAY 70W  
SMITHFIELD, NC 27577  
P: 919.550.4024

PROJECT: MOORE COUNTY COURTHOUSE  
LOCATION: CARTHAGE, NC

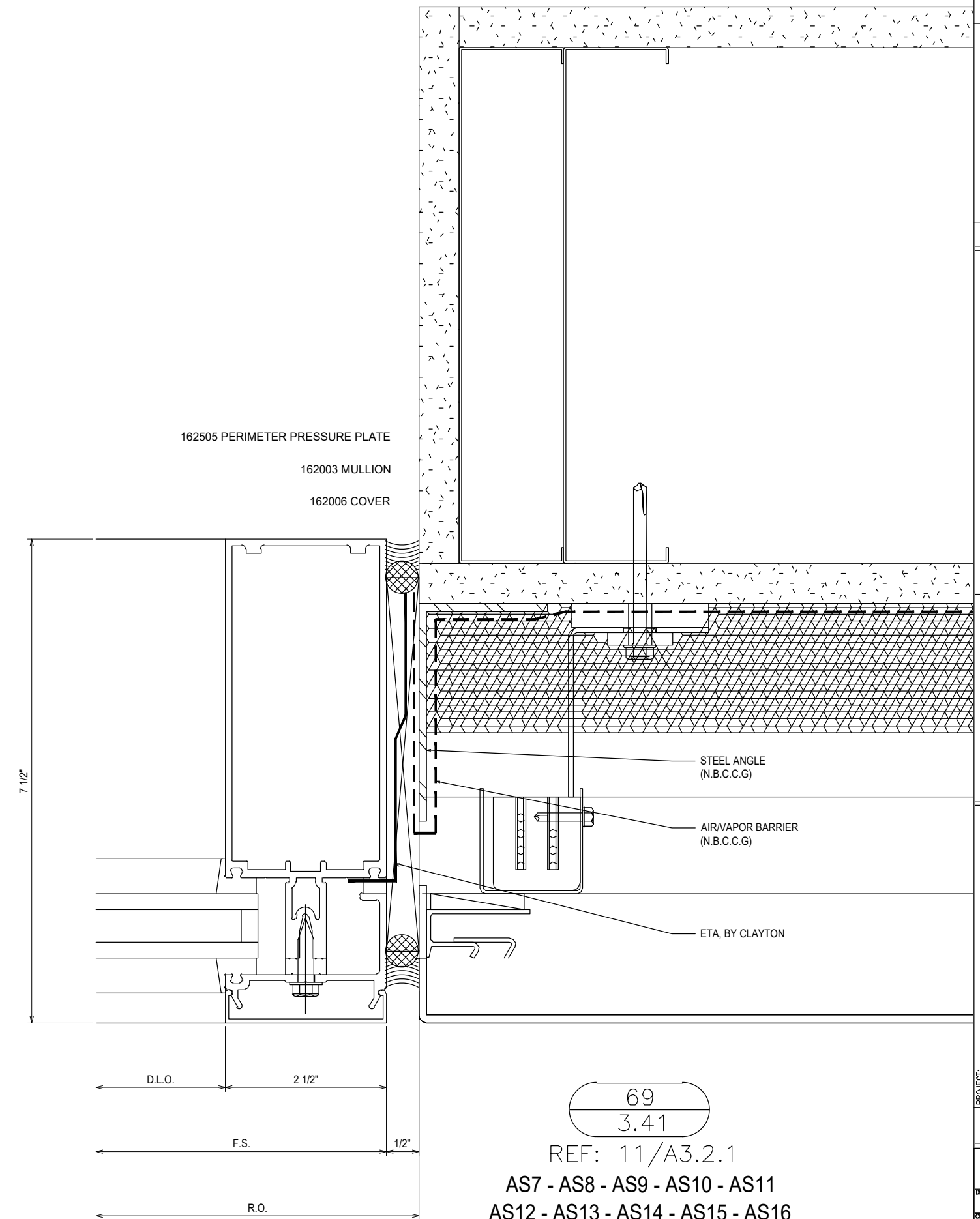
DRAWN BY:	DATE:
RA	08.31.21
CHECKED BY:	DATE:
WS	08.31.21
JOB NO.:	



68  
3.41

REF: 11/A3.2.1

AS7 - AS8 - AS9 - AS10 - AS11  
AS12 - AS13 - AS14 - AS15 - AS16  
AS17 - AS18 - CW19



69  
3.41

REF: 11/A3.2.1

AS7 - AS8 - AS9 - AS10 - AS11  
AS12 - AS13 - AS14 - AS15 - AS16  
AS17 - AS18 - CW19

NO	DESCRIPTION	DATE
1	1ST SUBMISSION	08.31.21

CLAYTON COMMERCIAL GLAZING  
3210 US HIGHWAY 70W  
SMITHFIELD, NC 27577  
P: 919.550.4024

PROJECT: MOORE COUNTY COURTHOUSE  
LOCATION: CARTHAGE, NC

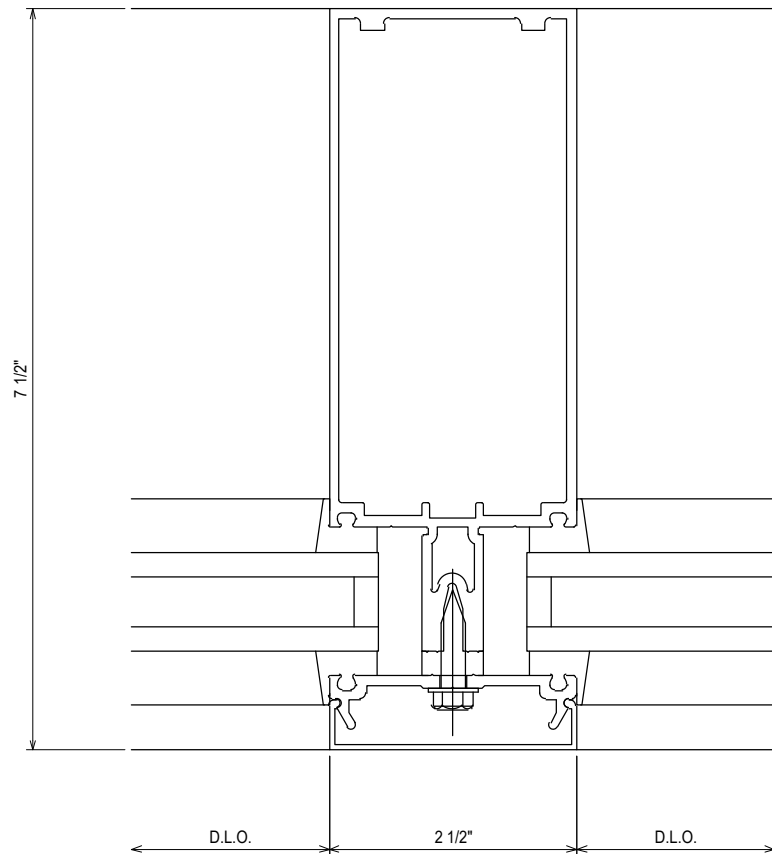
DRAWN BY:	DATE:
RA	08.31.21
CHECKED BY:	DATE:
WS	08.31.21
JOB NO.:	

3.41

162335 PRESSURE PLATE

162006 COVER

162003 MULLION

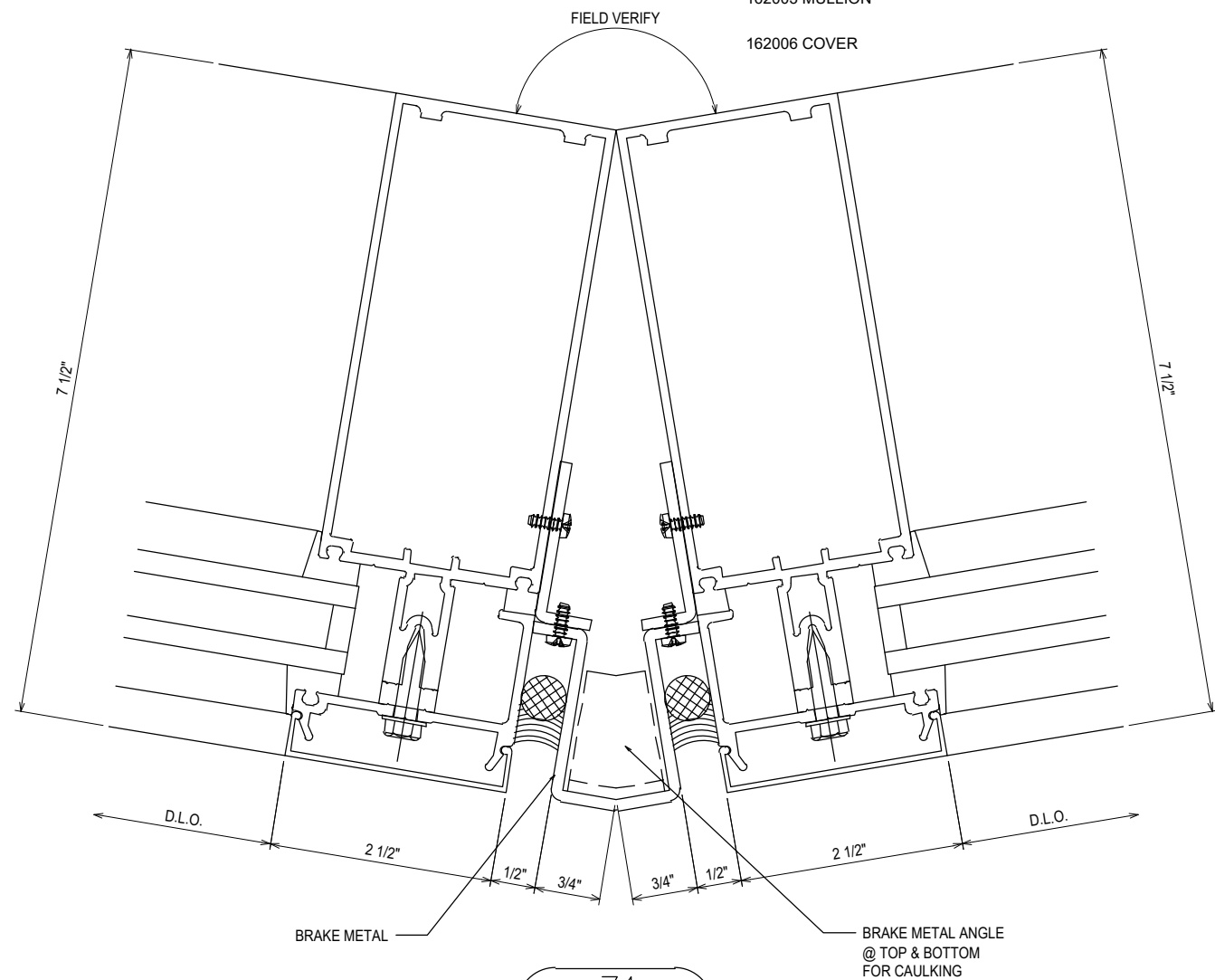


70  
3.42  
REF: N/A  
TYPICAL

162505 PERIMETER PRESSURE PLATE

162003 MULLION

162006 COVER



71  
3.42  
REF: N/A  
AS7

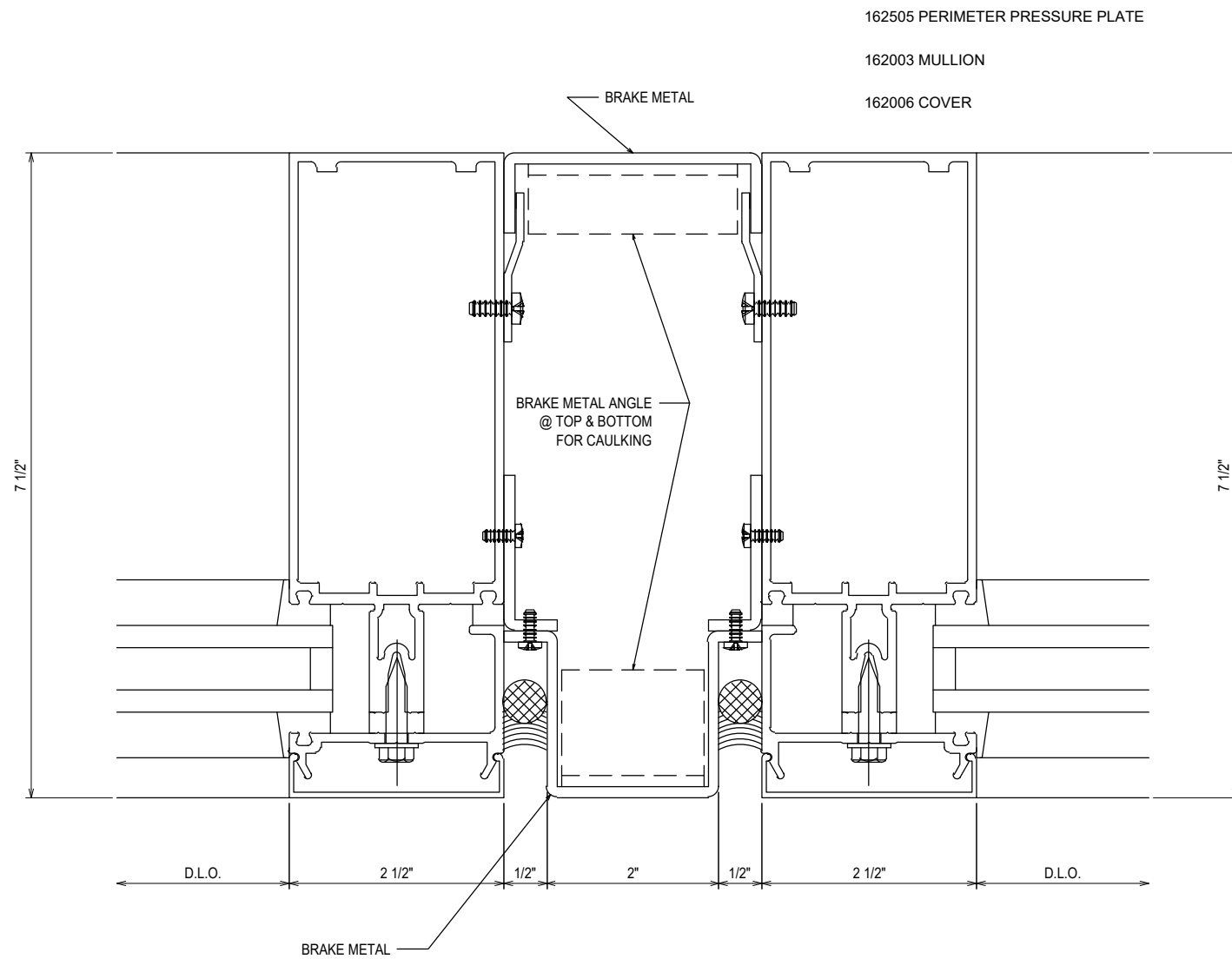
NO	DESCRIPTION	DATE
1ST	SUBMISSION	08.31.21
	DRAWING	SUBMISSION

CLAYTON COMMERCIAL GLAZING  
3210 US HIGHWAY 70W  
SMITHFIELD, NC 27577  
P: 919.550.4024

PROJECT: MOORE COUNTY COURTHOUSE  
LOCATION: CARTHAGE, NC

DRAWN BY:	DATE:
RA	08.31.21
CHECKED BY:	DATE:
WS	08.31.21
JOB NO.:	

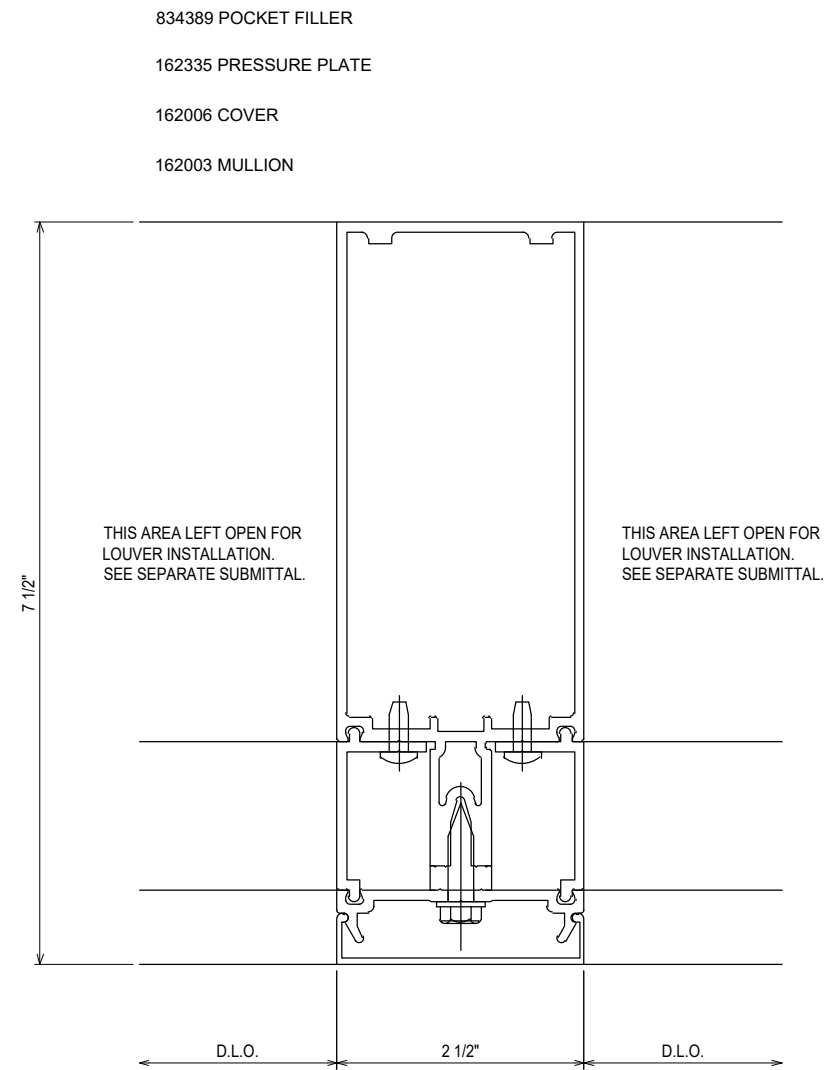
3.42



72  
3.43

REF: 5/A3.2.1

AS9 - AS10 - AS11 - AS12 - AS13  
AS14 - AS17 - AS18 - CW6 - CW7  
CW8 - CW9 - CW10 - CW11 - CW12  
CW13



73  
3.43

REF: N/A

AS18 - CW7 - CW11 - CW12

NO	DESCRIPTION	DATE
1ST	SUBMISSION	08.31.21

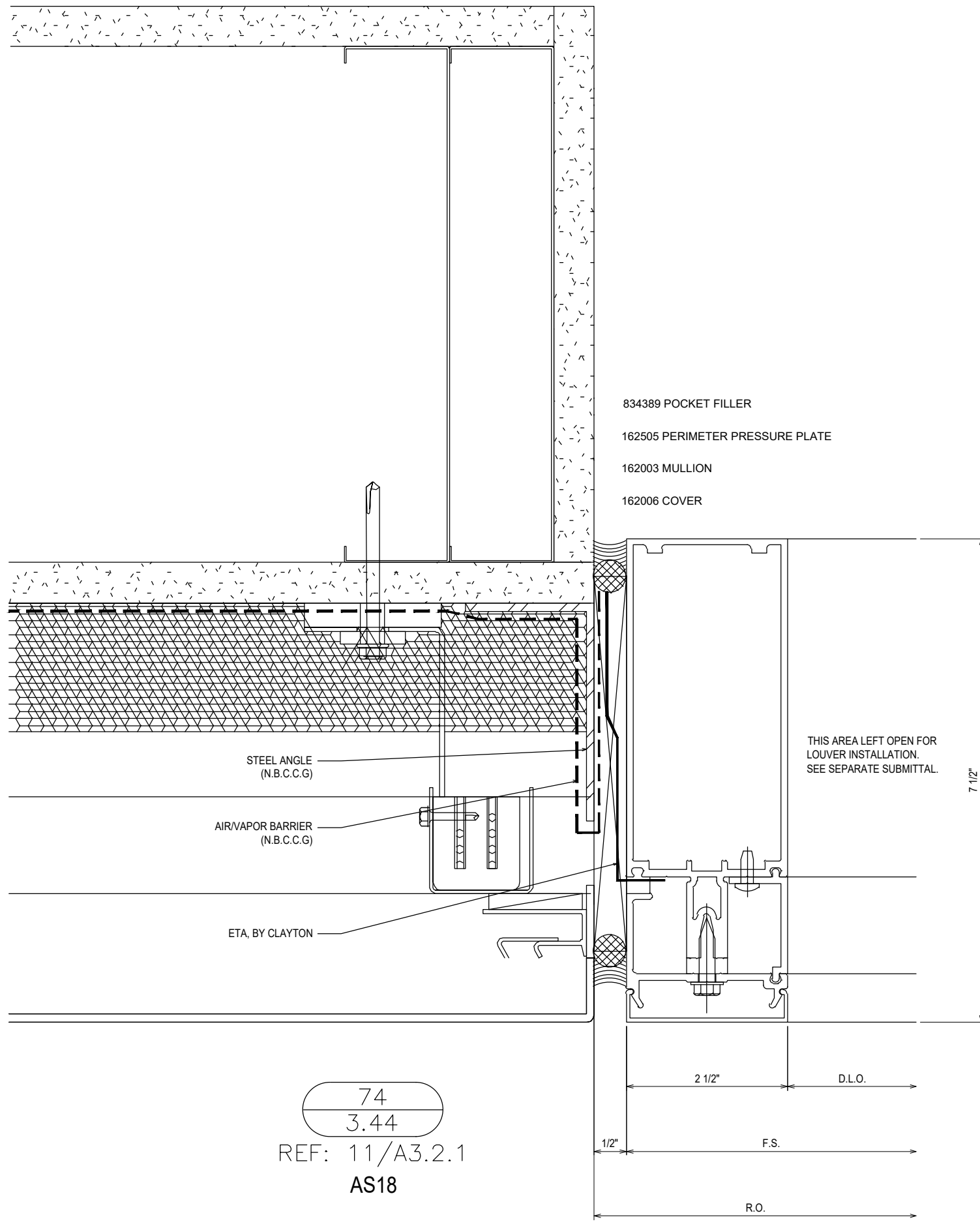
CLAYTON COMMERCIAL GLAZING  
3210 US HIGHWAY 70W  
SMITHFIELD, NC 27577  
P: 919.550.4024

PROJECT: MOORE COUNTY COURTHOUSE  
LOCATION: CARTHAGE, NC

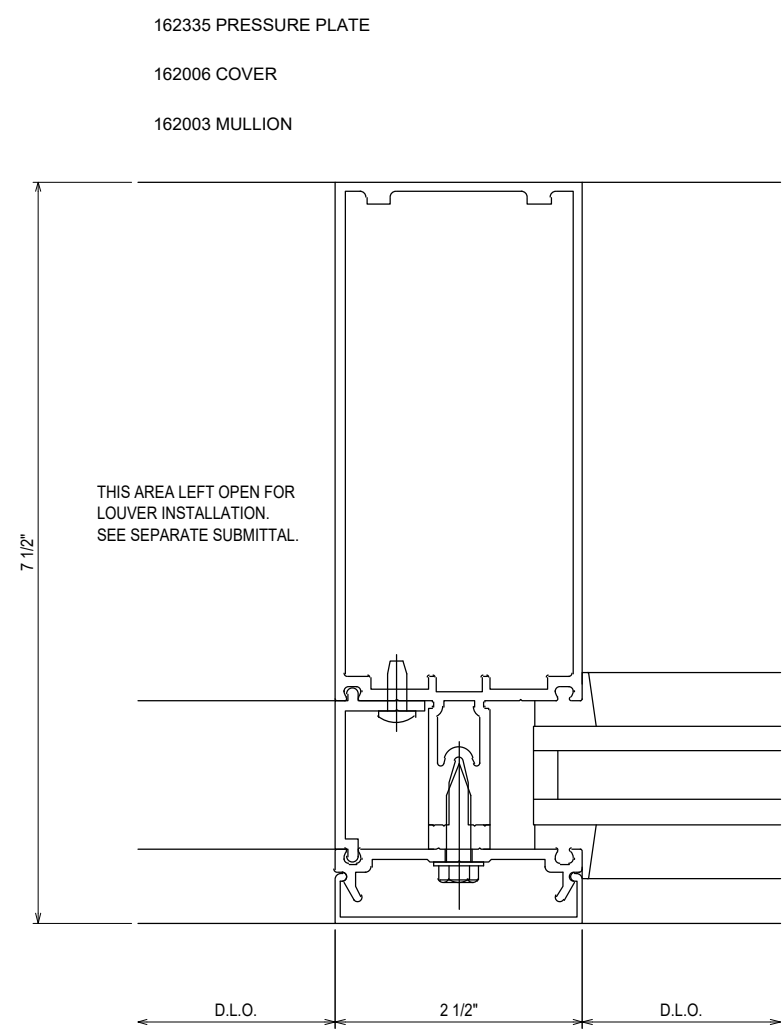
DRAWN BY:	DATE:
RA	08.31.21
CHECKED BY:	DATE:
WS	08.31.21

JOB NO.:

3.43



74  
 3.44  
 REF: 11/A3.2.1  
 AS18



75  
 3.44  
 REF: N/A  
 AS18 - CW7 - CW8 - CW10

NO	DESCRIPTION	DATE
1	1ST SUBMISSION	08.31.21

CLAYTON COMMERCIAL GLAZING  
 3210 US HIGHWAY 70W  
 SMITHFIELD, NC 27577  
 P: 919.550.4024

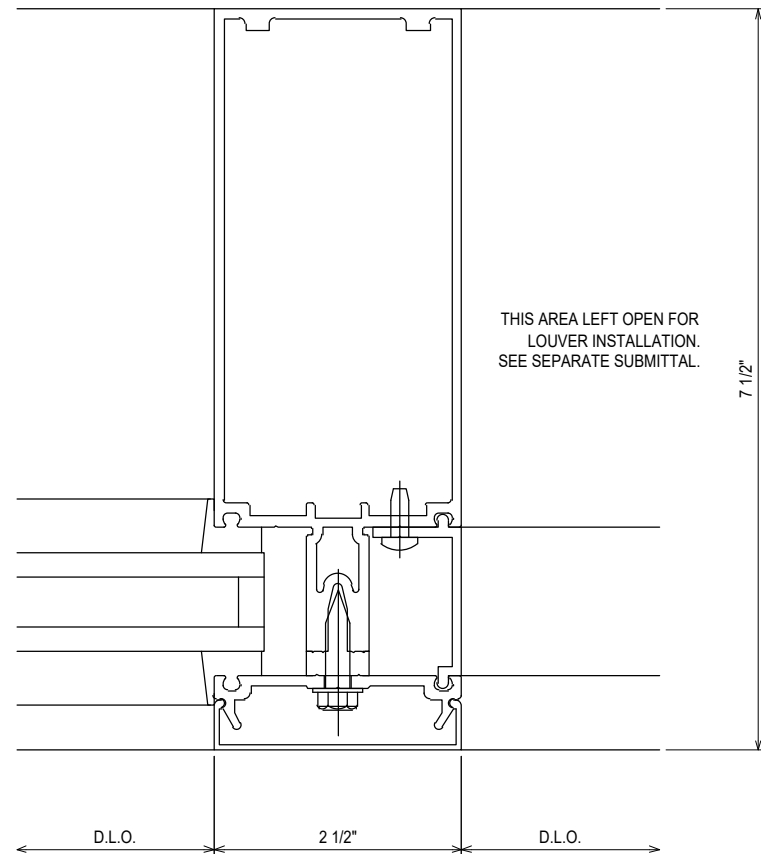
PROJECT: MOORE COUNTY COURTHOUSE  
 LOCATION: CARTHAGE, NC

DRAWN BY:	DATE:
RA	08.31.21
CHECKED BY:	DATE:
WS	08.31.21
JOB NO.:	

3.44

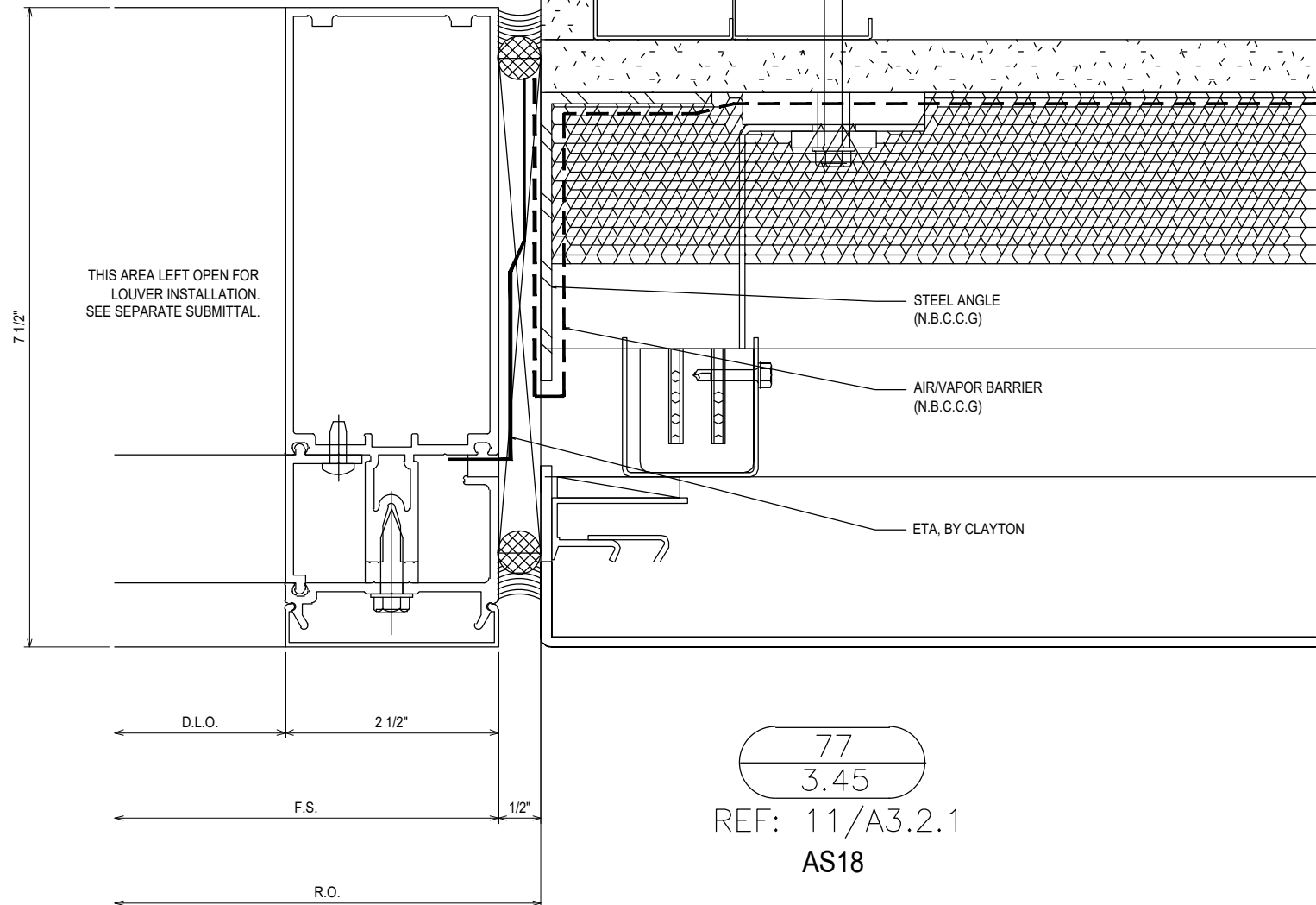


834389 POCKET FILLER  
 162335 PRESSURE PLATE  
 162006 COVER  
 162003 MULLION



76  
 3.45  
 REF: N/A  
 AS18

834389 POCKET FILLER  
 162505 PERIMETER PRESSURE PLATE  
 162003 MULLION  
 162006 COVER



77  
 3.45  
 REF: 11/A3.2.1  
 AS18

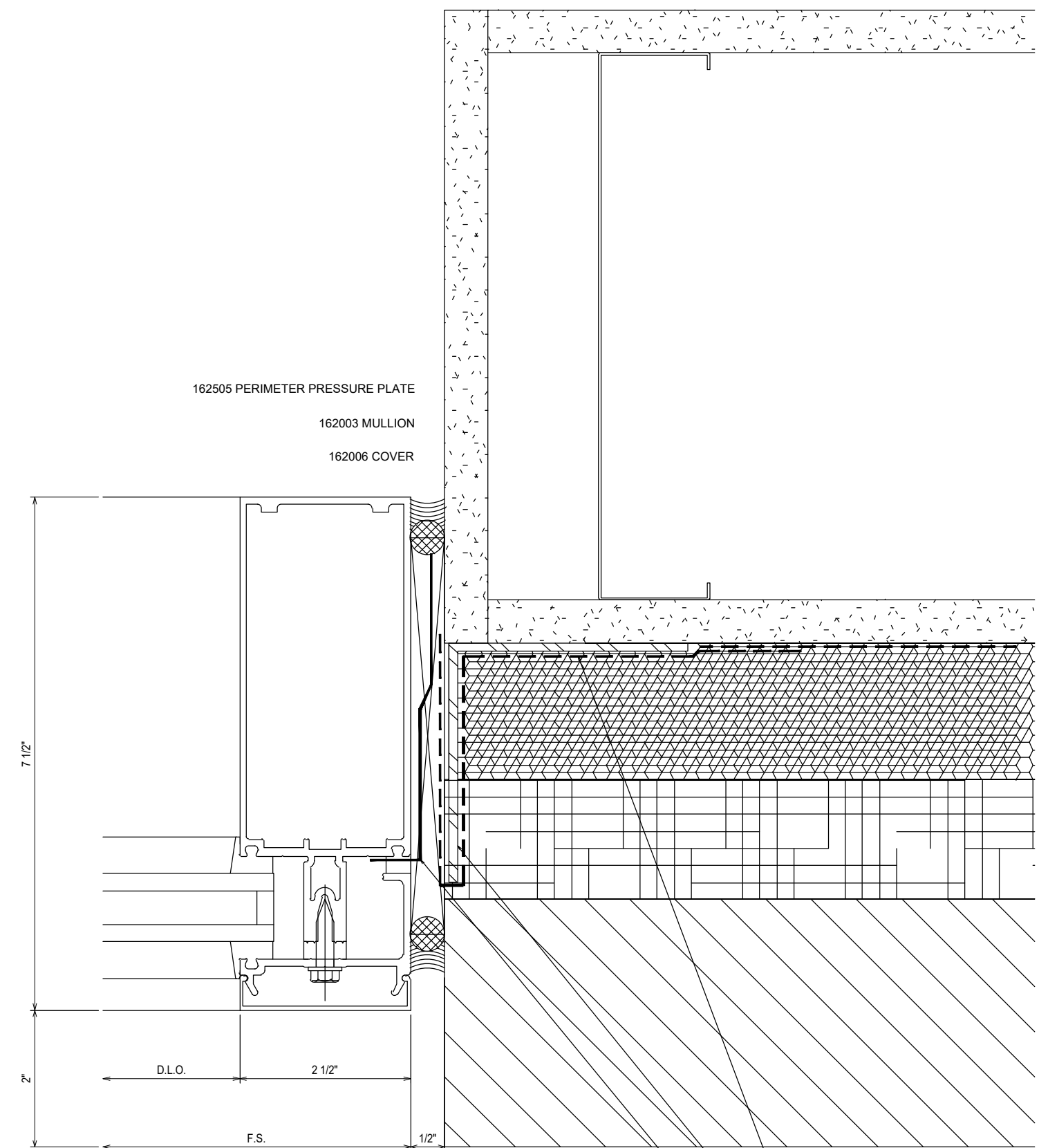
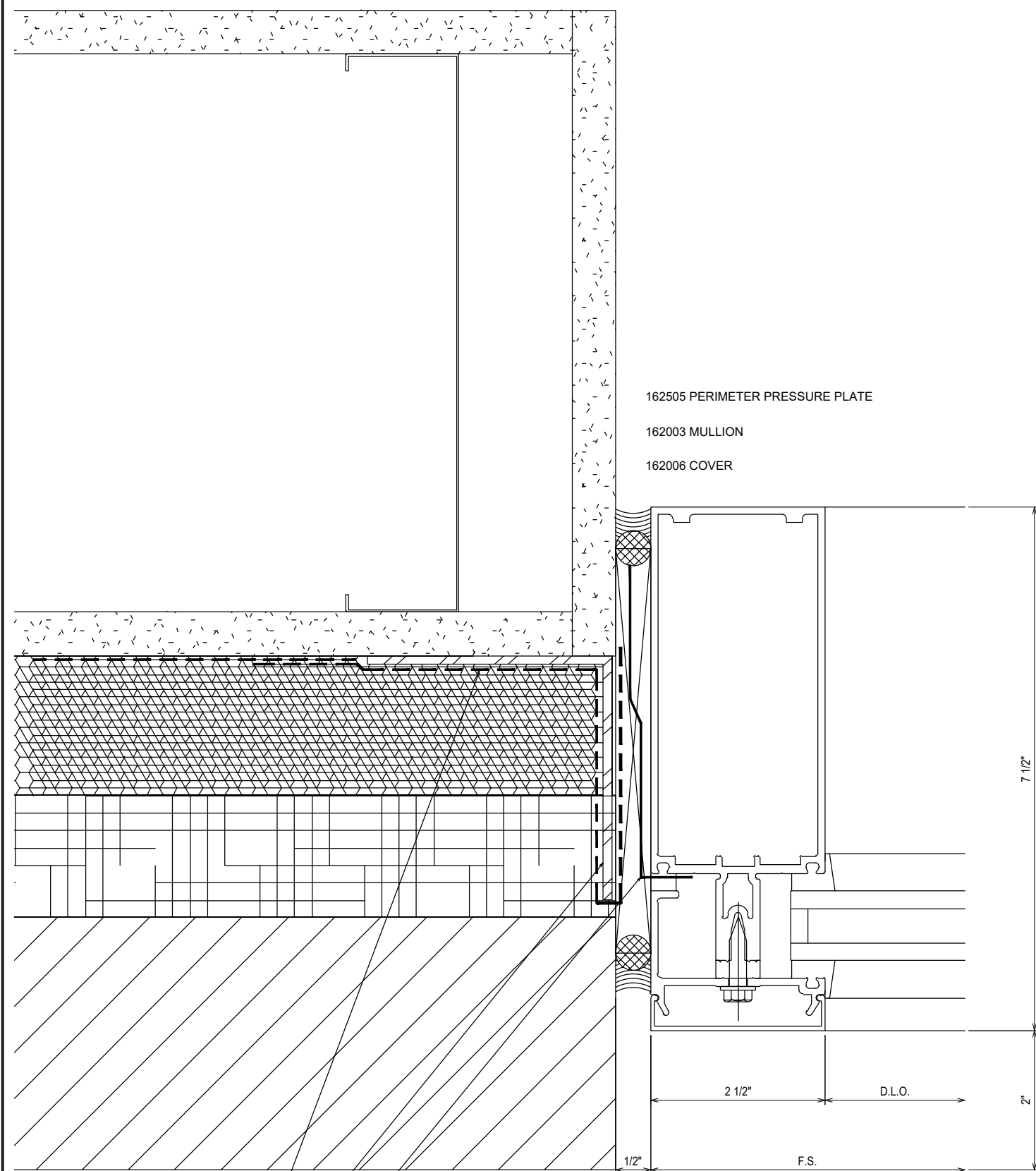
NO	DESCRIPTION	DATE
1ST	SUBMISSION	08.31.21
	DRAWING	SUBMISSION

CLAYTON COMMERCIAL GLAZING  
 3210 US HIGHWAY 70W  
 SMITHFIELD, NC 27577  
 P: 919.550.4024

PROJECT: MOORE COUNTY COURTHOUSE  
 LOCATION: CARTHAGE, NC

DRAWN BY:	DATE:
RA	08.31.21
CHECKED BY:	DATE:
WS	08.31.21
JOB NO.:	

3.45



AIR/VAPOR BARRIER  
(N.B.C.C.G)

STEEL ANGLE  
(N.B.C.C.G)

ETA, BY CLAYTON

AIR/VAPOR BARRIER  
(N.B.C.C.G)

STEEL ANGLE  
(N.B.C.C.G)

ETA, BY CLAYTON

78  
3.46

79  
3.46

REF: 8/A3.2.1  
CW6 - CW7 - CW8 - CW9 - CW10  
CW12 - CW13 - MOCK

REF: 8/A3.2.1  
CW6 - CW7 - CW8 - CW9 - CW10  
CW12 - CW13 - MOCK

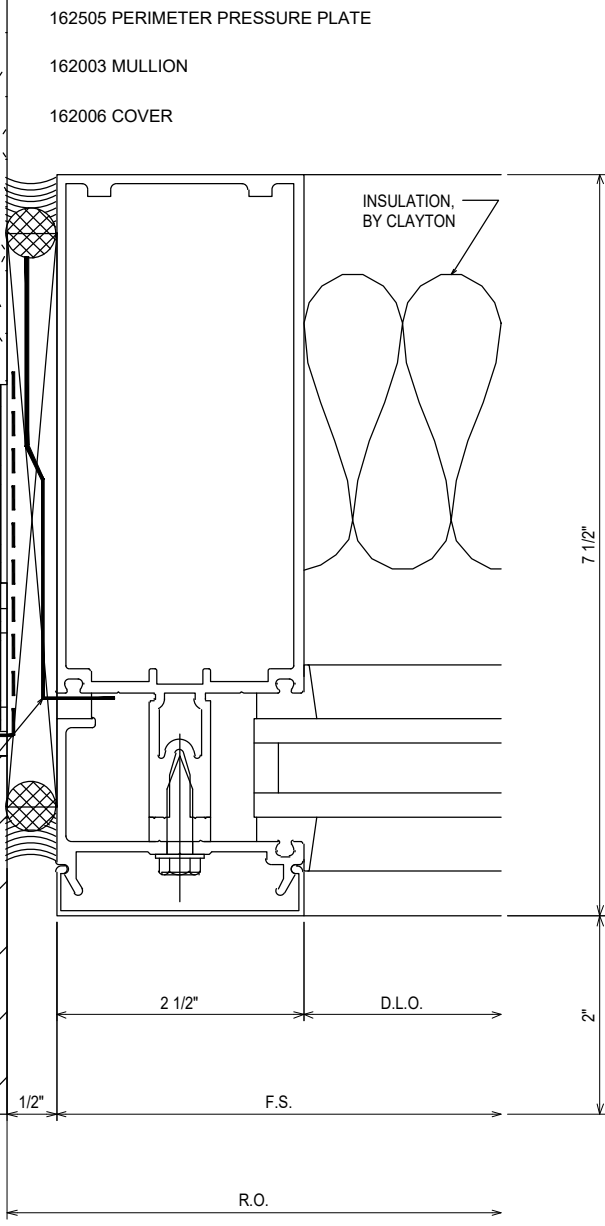
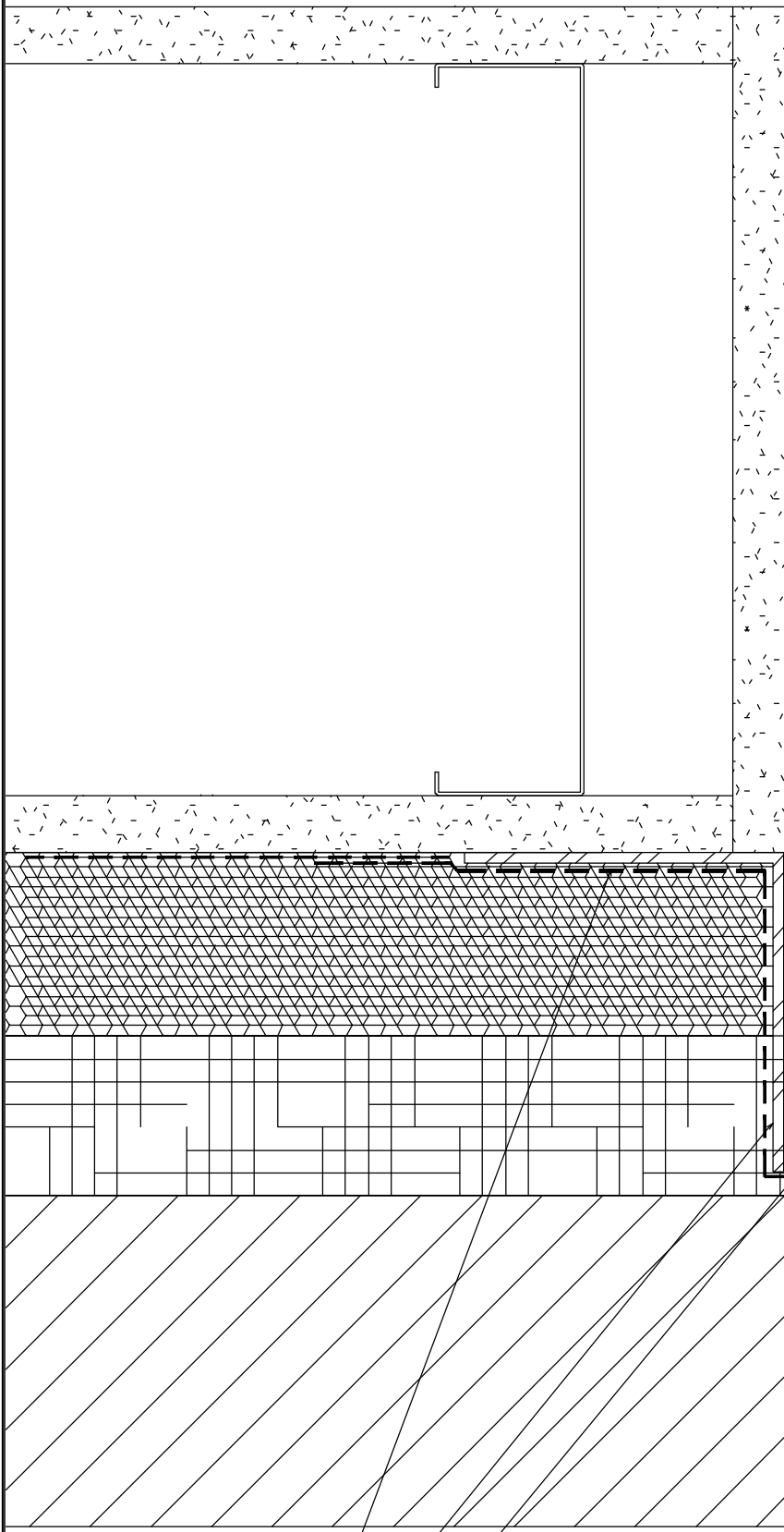
NO	DESCRIPTION	DATE
1	1ST SUBMISSION	08.31.21
	DRAWING SUBMISSION	

CLAYTON COMMERCIAL GLAZING  
3210 US HIGHWAY 70W  
SMITHFIELD, NC 27577  
P: 919.550.4024

PROJECT: MOORE COUNTY COURTHOUSE  
LOCATION: CARTHAGE, NC

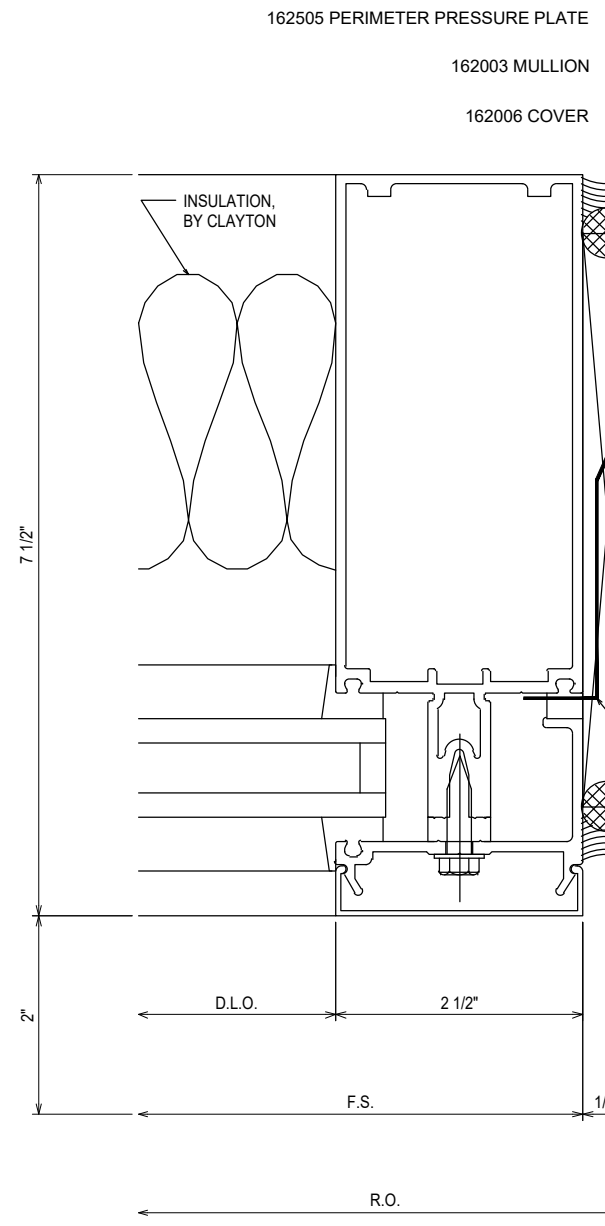
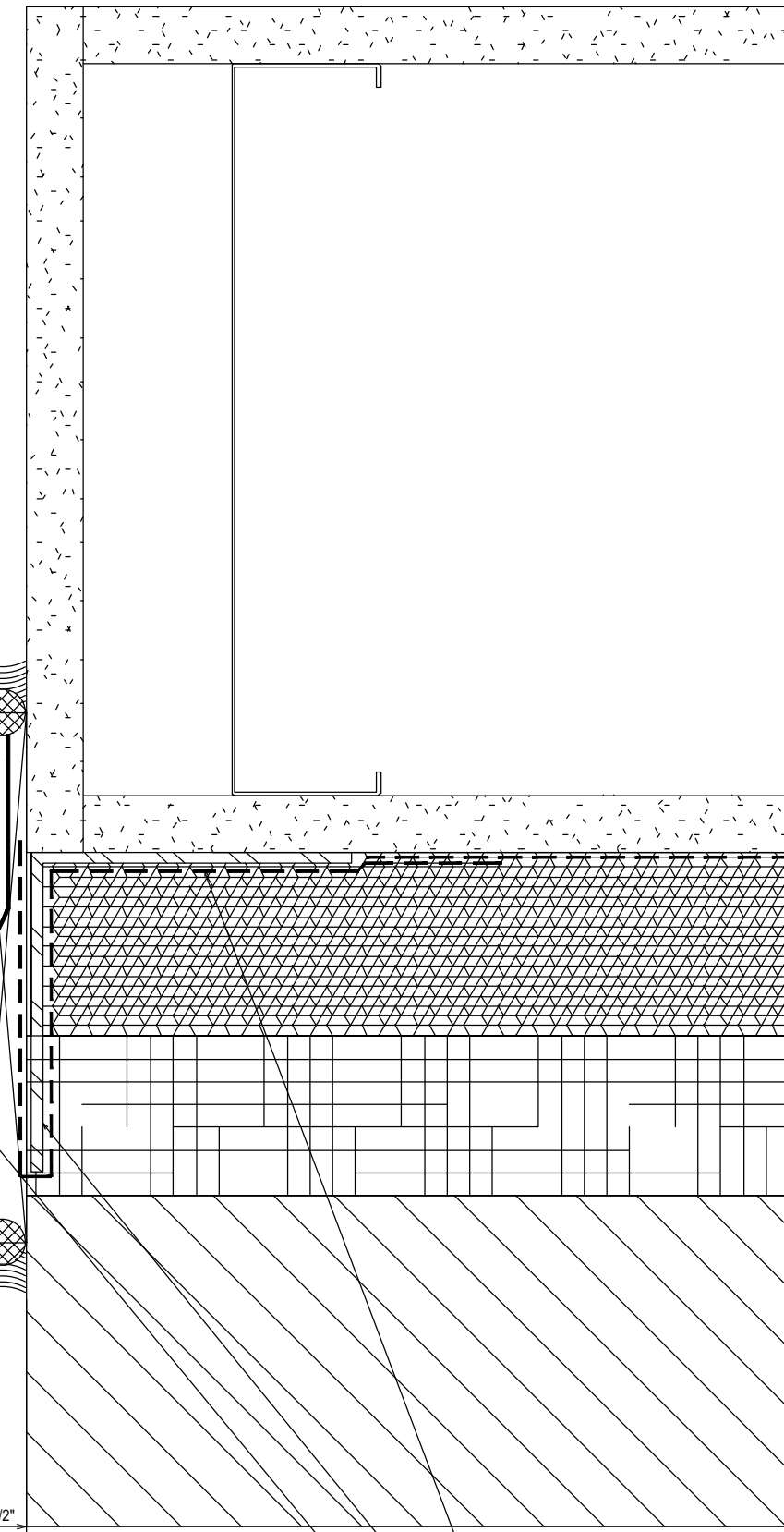
DRAWN BY:	DATE:
RA	08.31.21
CHECKED BY:	DATE:
WS	08.31.21
JOB NO.:	

3.46



AIR/VAPOR BARRIER  
(N.B.C.C.G)  
STEEL ANGLE  
(N.B.C.C.G)  
ETA, BY CLAYTON

80  
3.47  
REF: 8/A3.2.1  
CW6 - CW7 - CW8 - CW9 - CW10  
CW11 - CW12 - CW13



AIR/VAPOR BARRIER  
(N.B.C.C.G)  
STEEL ANGLE  
(N.B.C.C.G)  
ETA, BY CLAYTON

81  
3.47  
REF: 8/A3.2.1  
CW6 - CW7 - CW8 - CW9 - CW10  
CW11 - CW12 - CW13

NO	DESCRIPTION	DATE
1	1ST SUBMISSION	08.31.21
	DRAWING SUBMISSION	

CLAYTON COMMERCIAL GLAZING  
3210 US HIGHWAY 70W  
SMITHFIELD, NC 27577  
P: 919.550.4024

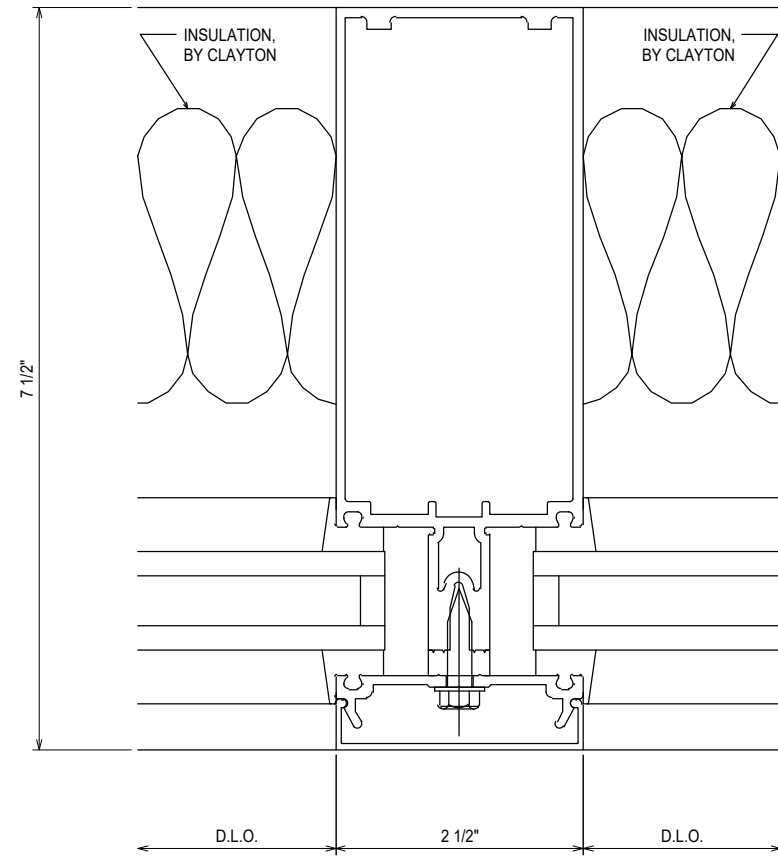
PROJECT: MOORE COUNTY COURTHOUSE  
LOCATION: CARTHAGE, NC

DRAWN BY:	DATE:
RA	08.31.21
CHECKED BY:	DATE:
WS	08.31.21
JOB NO.:	

162335 PRESSURE PLATE

162006 COVER

162003 MULLION



82  
 3.48

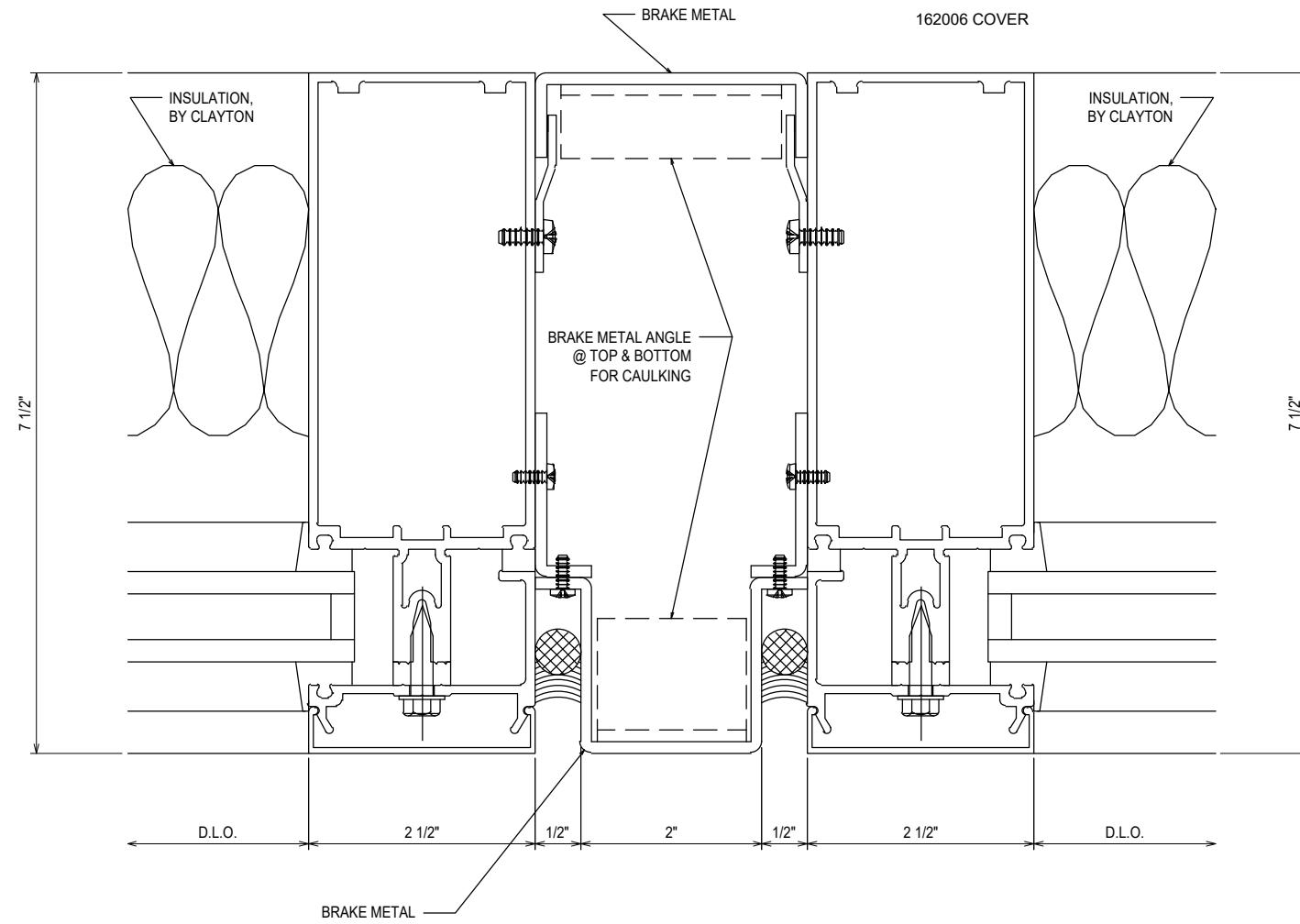
REF: N/A

CW6 - CW7 - CW8 - CW9 - CW10  
CW11 - CW12 - CW13

162505 PERIMETER PRESSURE PLATE

162003 MULLION

162006 COVER



83  
 3.48

REF: 5/A3.2.1

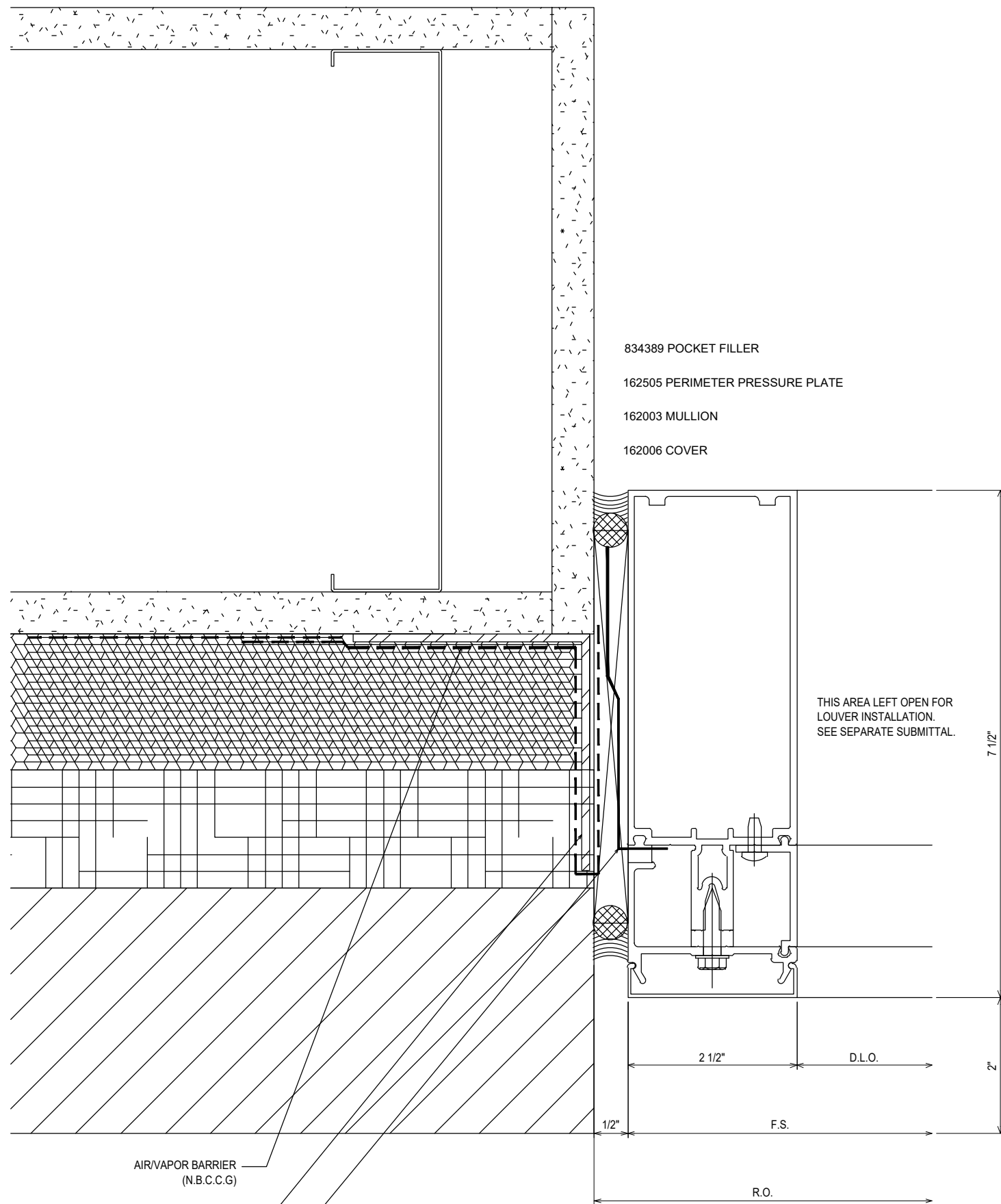
CW6 - CW7 - CW8 - CW9 - CW10  
CW11 - CW12 - CW13

NO	DESCRIPTION	DATE
1ST	SUBMISSION	08.31.21
	DRAWING	SUBMISSION

CLAYTON COMMERCIAL GLAZING  
 3210 US HIGHWAY 70W  
 SMITHFIELD, NC 27577  
 P: 919.550.4024

PROJECT: MOORE COUNTY COURTHOUSE  
 LOCATION: CARTHAGE, NC

DRAWN BY:	DATE:
RA	08.31.21
CHECKED BY:	DATE:
WS	08.31.21
JOB NO.:	



834389 POCKET FILLER  
 162505 PERIMETER PRESSURE PLATE  
 162003 MULLION  
 162006 COVER

THIS AREA LEFT OPEN FOR  
 LOUVER INSTALLATION.  
 SEE SEPARATE SUBMITTAL.

AIR/VAPOR BARRIER  
 (N.B.C.C.G)

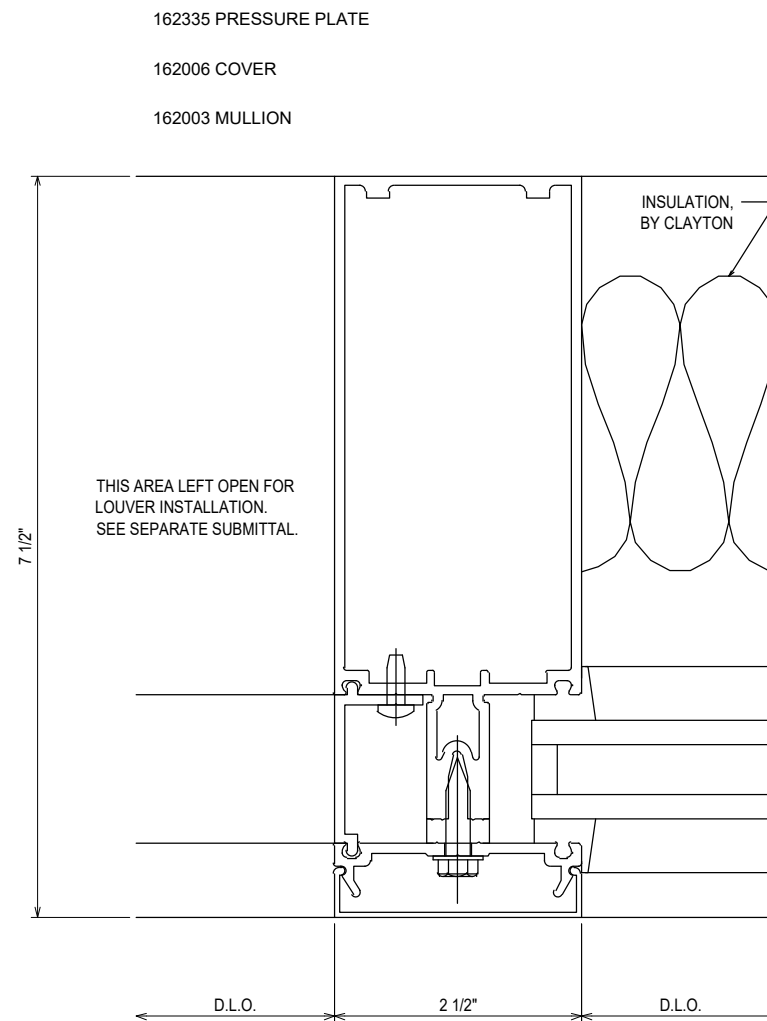
STEEL ANGLE  
 (N.B.C.C.G)

ETA, BY CLAYTON

84  
 3.49

REF: 8/A3.2.1

CW7 - CW8 - CW10 - CW11 - CW12  
 CW13



162335 PRESSURE PLATE  
 162006 COVER  
 162003 MULLION

INSULATION,  
 BY CLAYTON

THIS AREA LEFT OPEN FOR  
 LOUVER INSTALLATION.  
 SEE SEPARATE SUBMITTAL.

85  
 3.49

REF: N/A

CW11 - CW12 - CW13

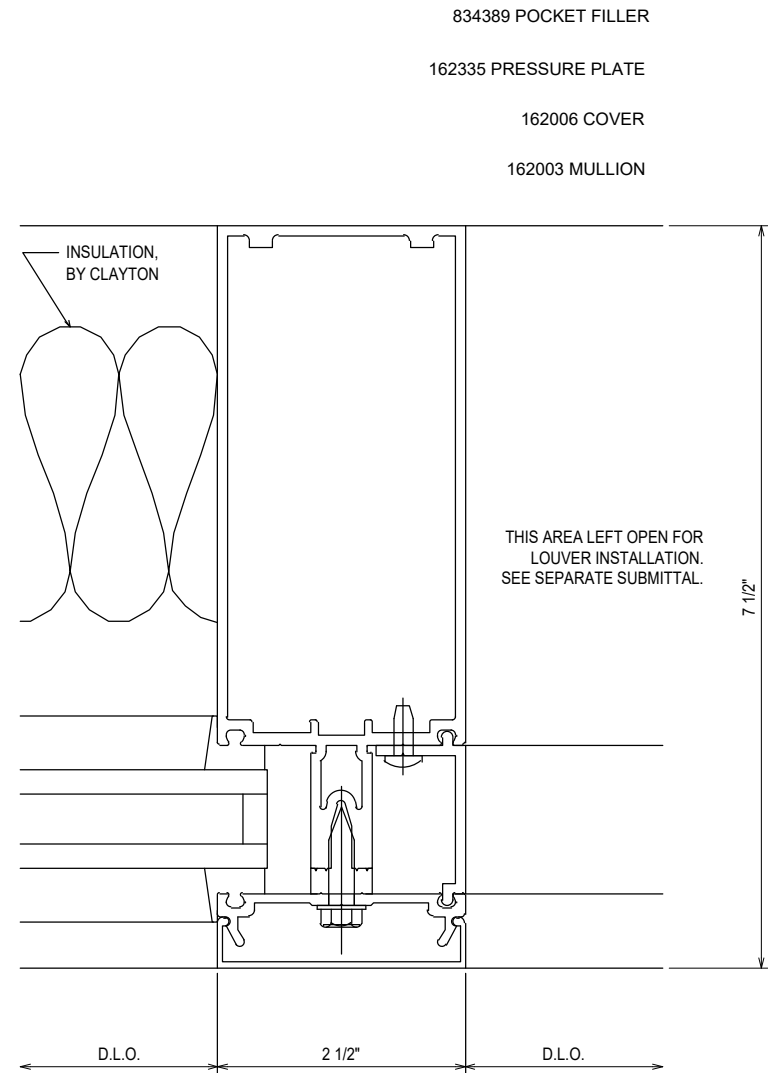
NO	DESCRIPTION	DATE
1ST	SUBMISSION	08.31.21
	DRAWING	SUBMISSION

CLAYTON COMMERCIAL GLAZING  
 3210 US HIGHWAY 70W  
 SMITHFIELD, NC 27577  
 P: 919.550.4024

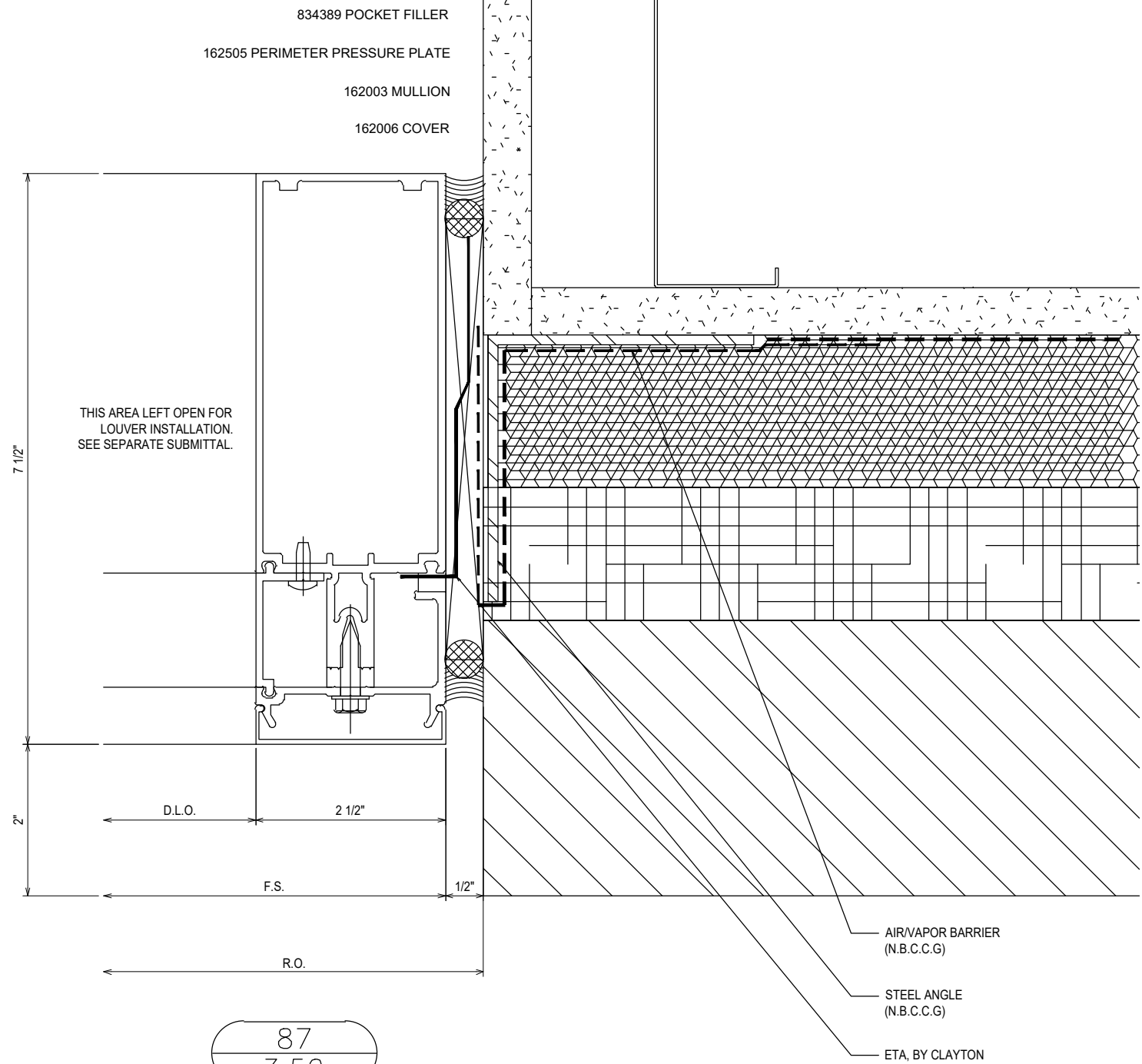
PROJECT:	MOORE COUNTY COURTHOUSE
LOCATION:	CARTHAGE, NC

DRAWN BY:	DATE:
RA	08.31.21
CHECKED BY:	DATE:
WS	08.31.21
JOB NO.:	

3.49



86  
3.50  
REF: N/A  
CW11 - CW12 - CW13



87  
3.50  
REF: 8/A3.2.1  
CW11 - CW12 - CW13

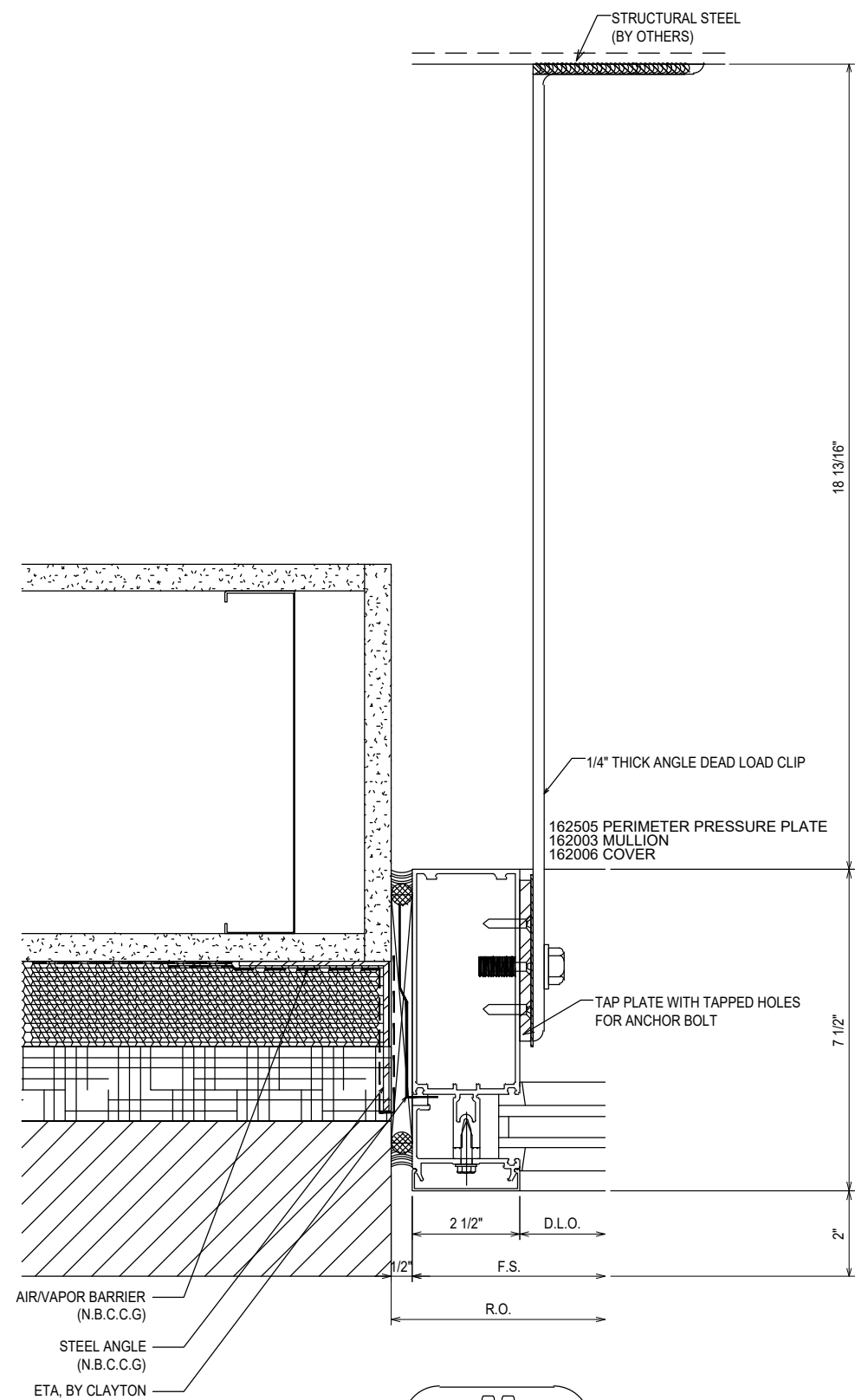
NO	DESCRIPTION	DATE
1ST	SUBMISSION	08.31.21
	DRAWING SUBMISSION	

CLAYTON COMMERCIAL GLAZING  
3210 US HIGHWAY 70W  
SMITHFIELD, NC 27577  
P: 919.550.4024

PROJECT: MOORE COUNTY COURTHOUSE  
LOCATION: CARTHAGE, NC

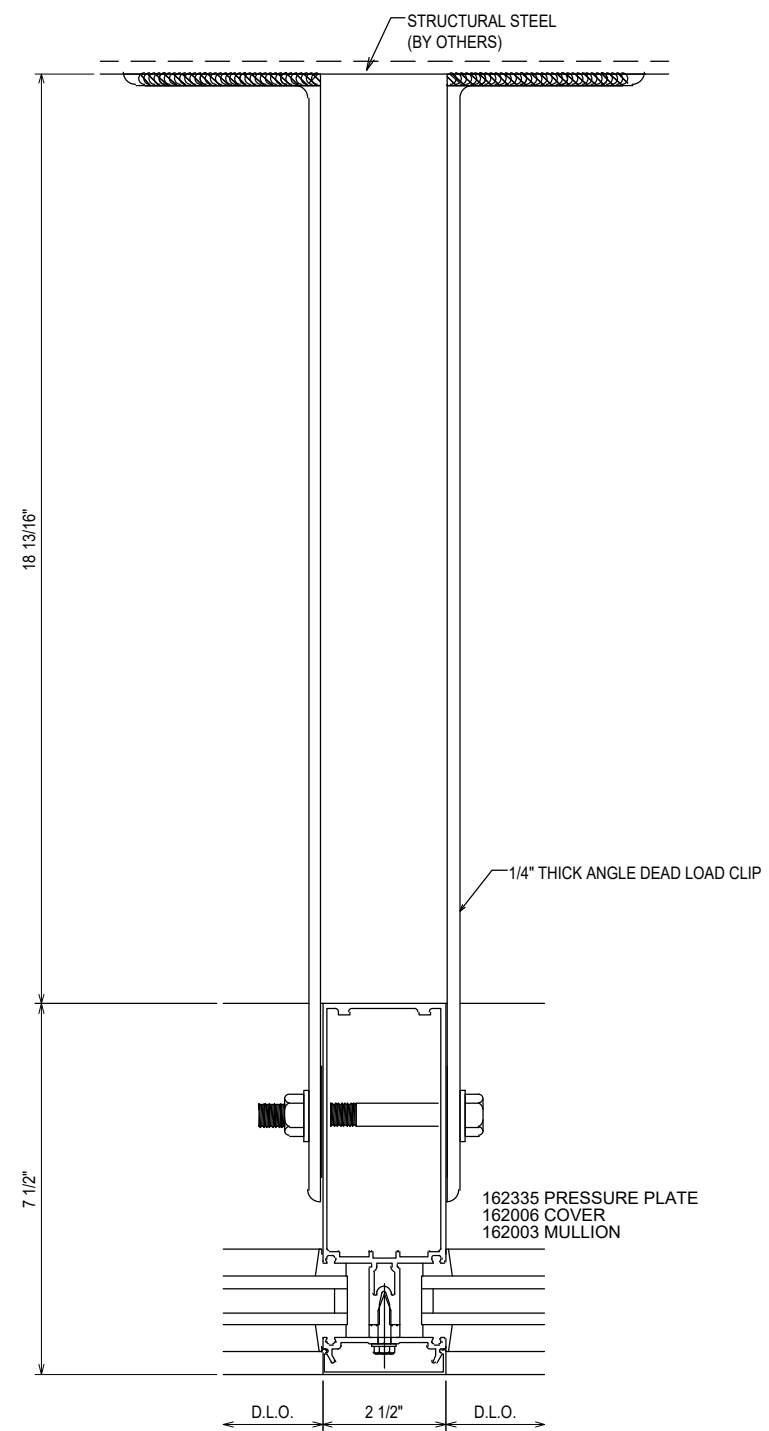
DRAWN BY:	DATE:
RA	08.31.21
CHECKED BY:	DATE:
WS	08.31.21
JOB NO.:	

3.50



88  
3.51

REF: 8/A3.2.1  
CW8 - CW9 - CW10 - CW11 - CW12  
CW13



89  
3.51

REF: N/A  
CW8 - CW9 - CW10 - CW11 - CW12  
CW13

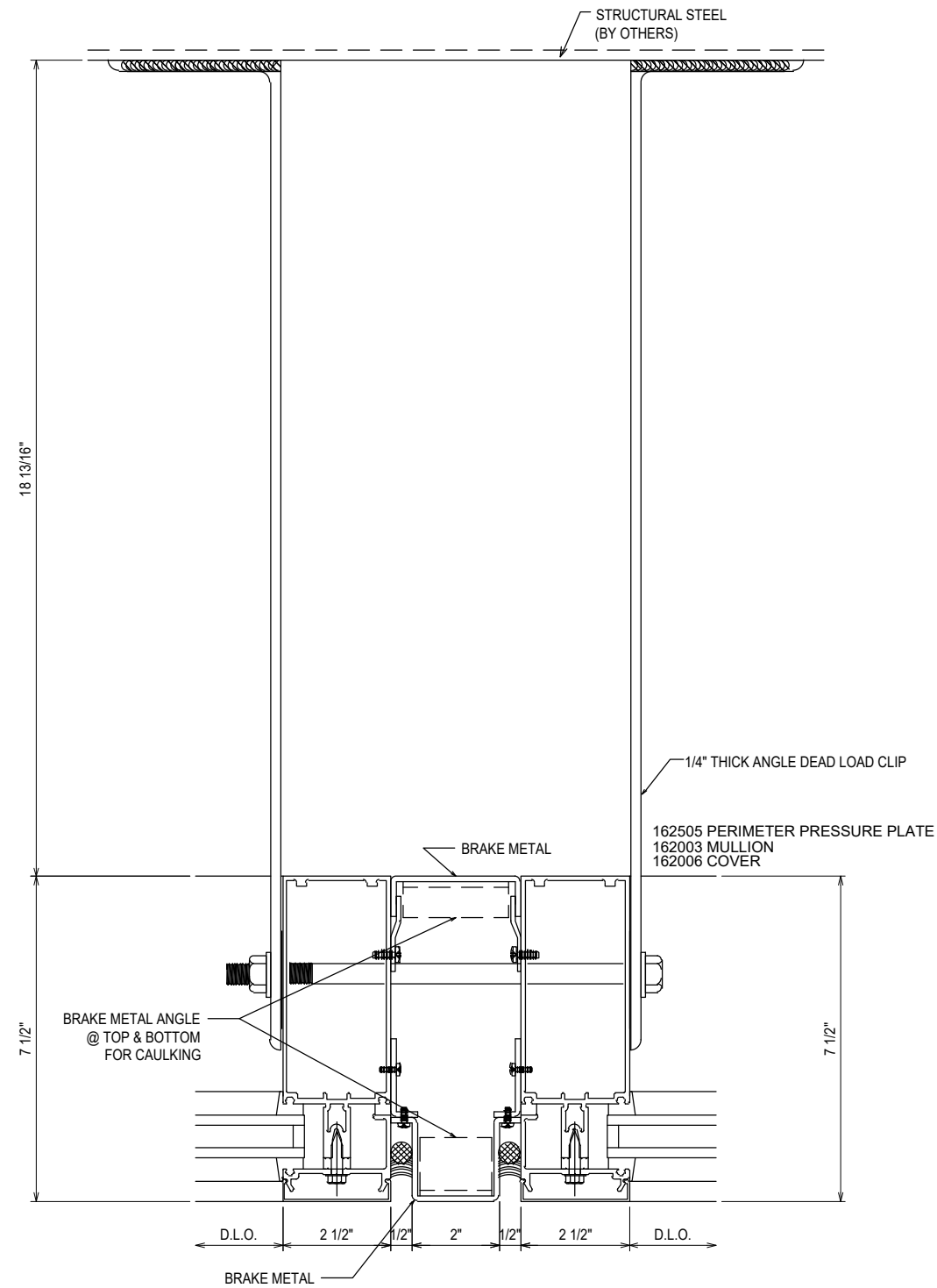
NO	DESCRIPTION	DATE
1ST SUBMISSION		08.31.21

CLAYTON COMMERCIAL GLAZING  
3210 US HIGHWAY 70W  
SMITHFIELD, NC 27577  
P: 919.550.4024

PROJECT: MOORE COUNTY COURTHOUSE  
LOCATION: CARTHAGE, NC

DRAWN BY:	DATE:
RA	08.31.21
CHECKED BY:	DATE:
WS	08.31.21
JOB NO.:	

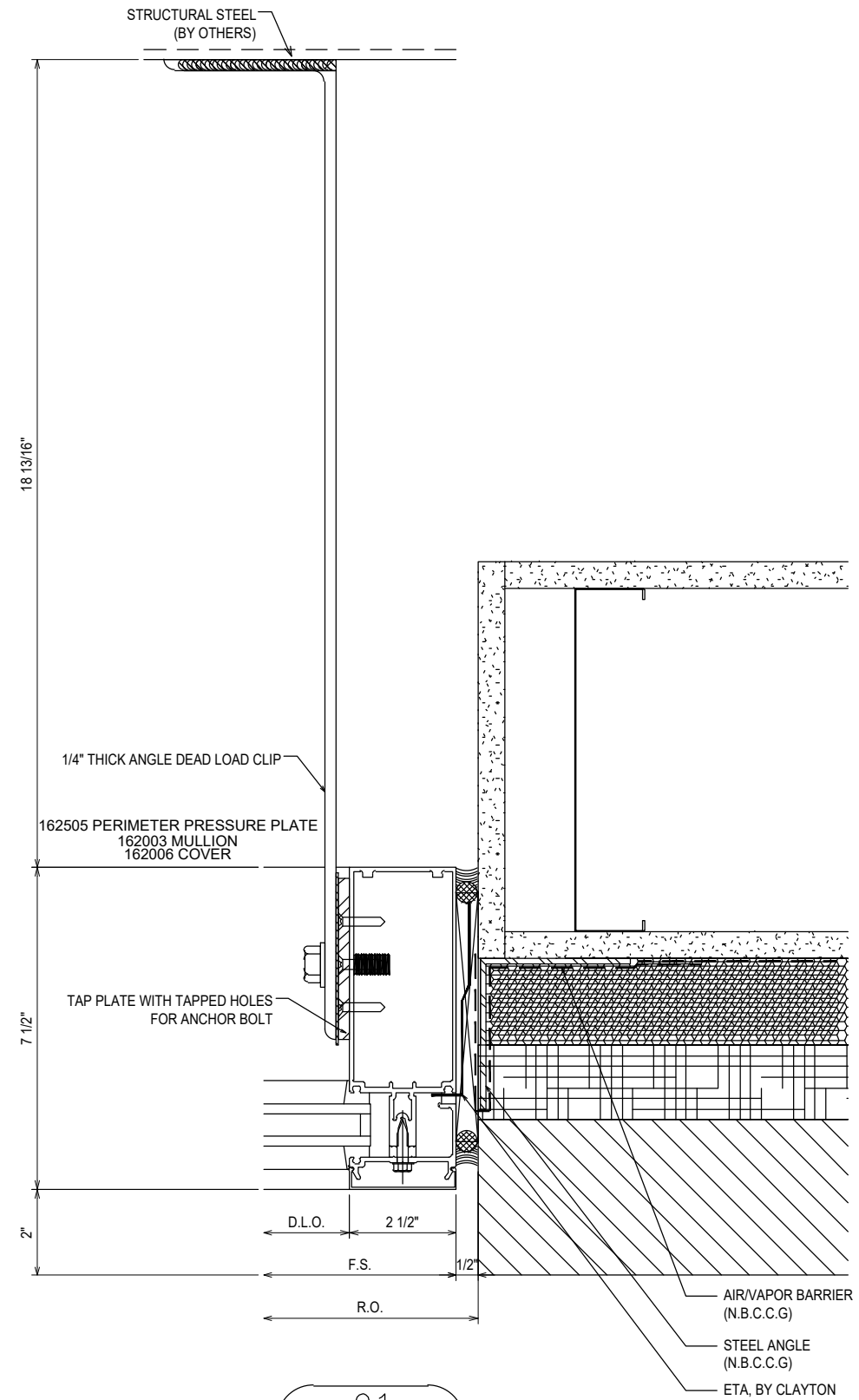
3.51



90  
3.52

REF: 5/A3.2.1

CW8 - CW9 - CW10 - CW11 - CW12  
CW13



91  
3.52

REF: 8/A3.2.1

CW8 - CW9 - CW10 - CW11 - CW12  
CW13

NO	DESCRIPTION	DATE
1ST	SUBMISSION	08.31.21
	DRAWING SUBMISSION	

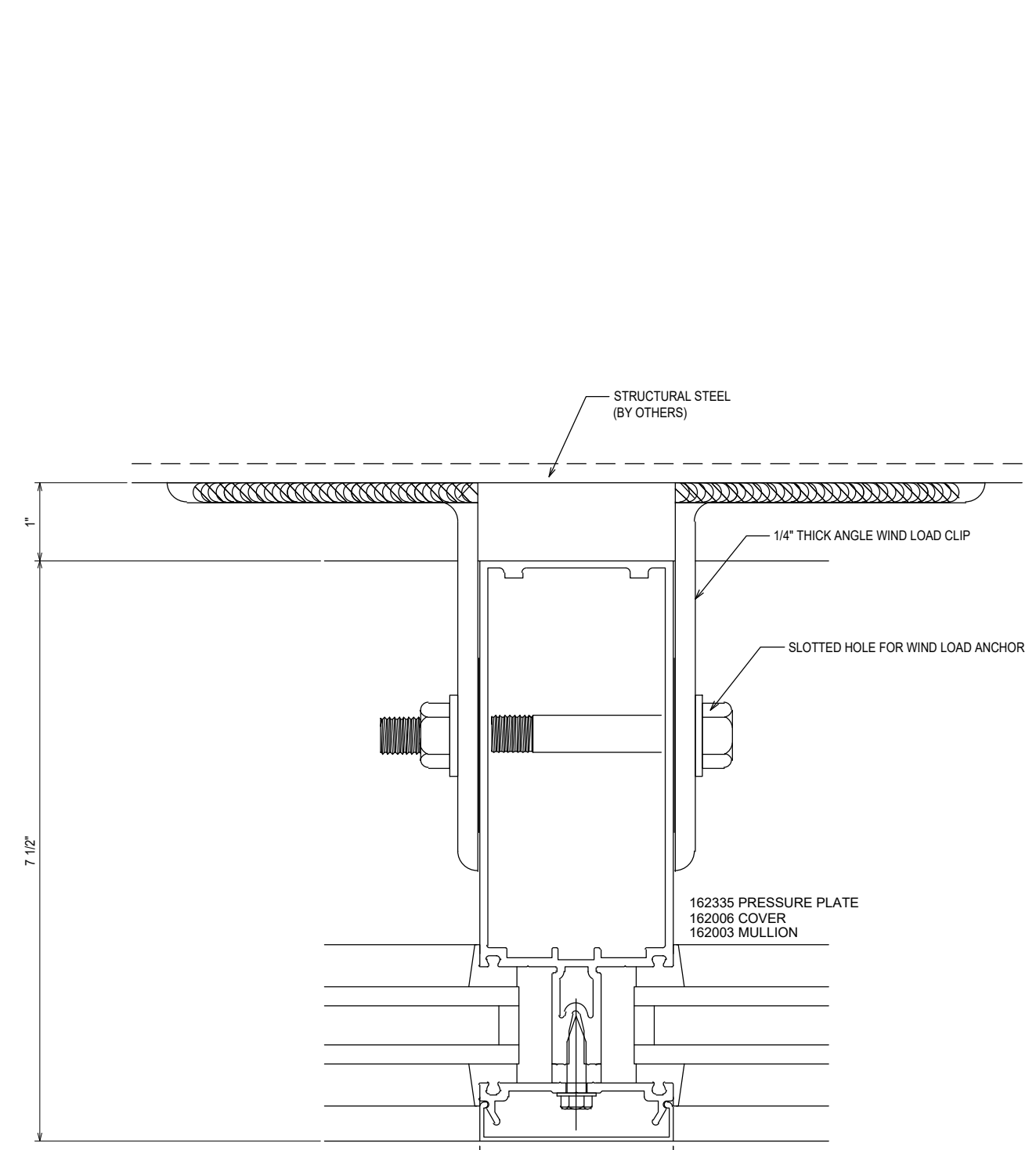
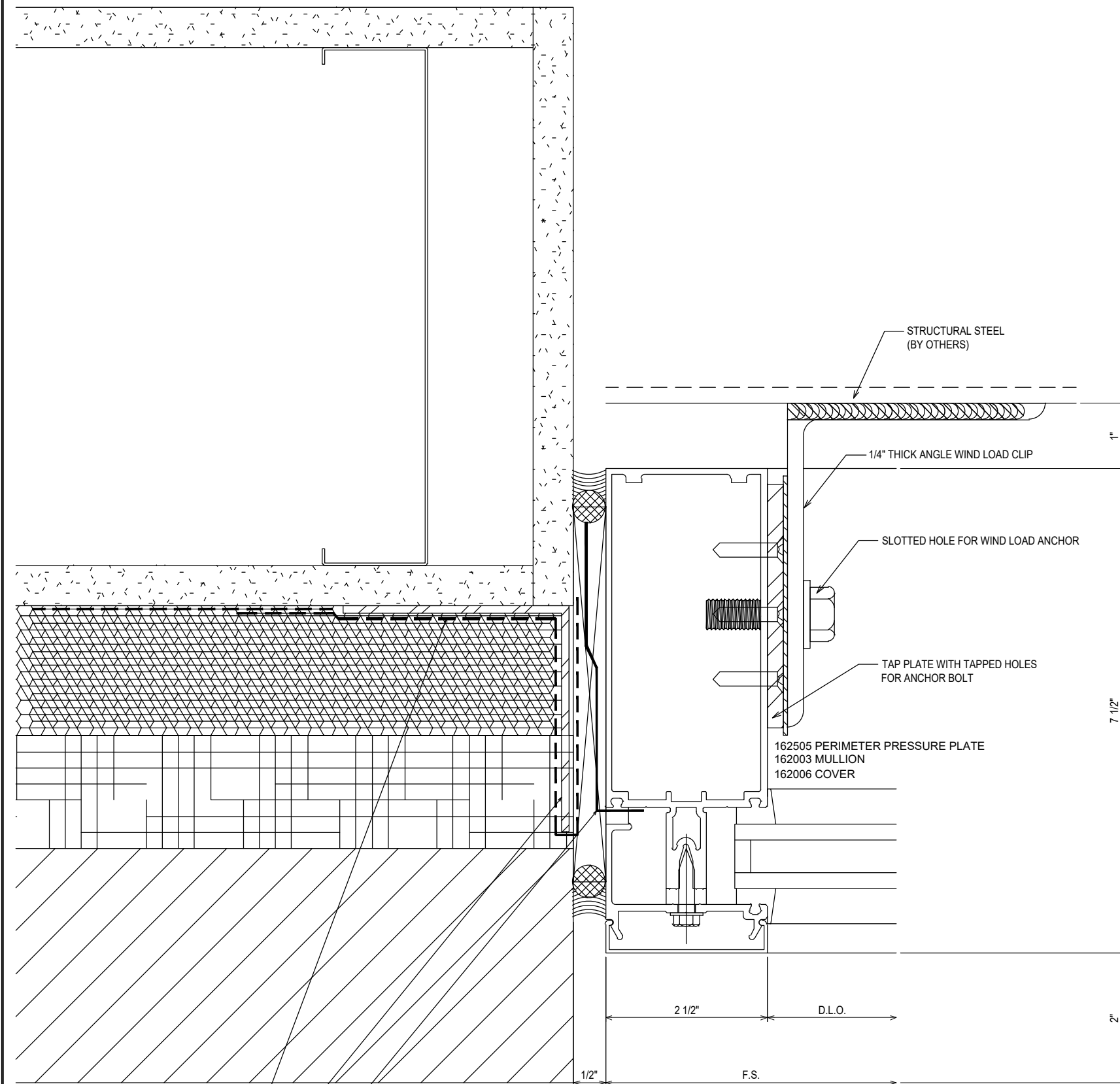
CLAYTON COMMERCIAL GLAZING  
3210 US HIGHWAY 70W  
SMITHFIELD, NC 27577  
P: 919.550.4024

PROJECT: MOORE COUNTY COURTHOUSE  
LOCATION: CARTHAGE, NC

DRAWN BY:	DATE:
RA	08.31.21
CHECKED BY:	DATE:
WS	08.31.21
JOB NO.:	

3.52





AIR/VAPOR BARRIER (N.B.C.C.G)

STEEL ANGLE (N.B.C.C.G)

ETA, BY CLAYTON

92  
3.53

REF: 8/A3.2.1  
CW8 - CW9 - CW10 - CW11 - CW12  
CW13

93  
3.53

REF: N/A  
CW8 - CW9 - CW10 - CW11 - CW12  
CW13

NO	DESCRIPTION	DATE
1ST SUBMISSION		08.31.21

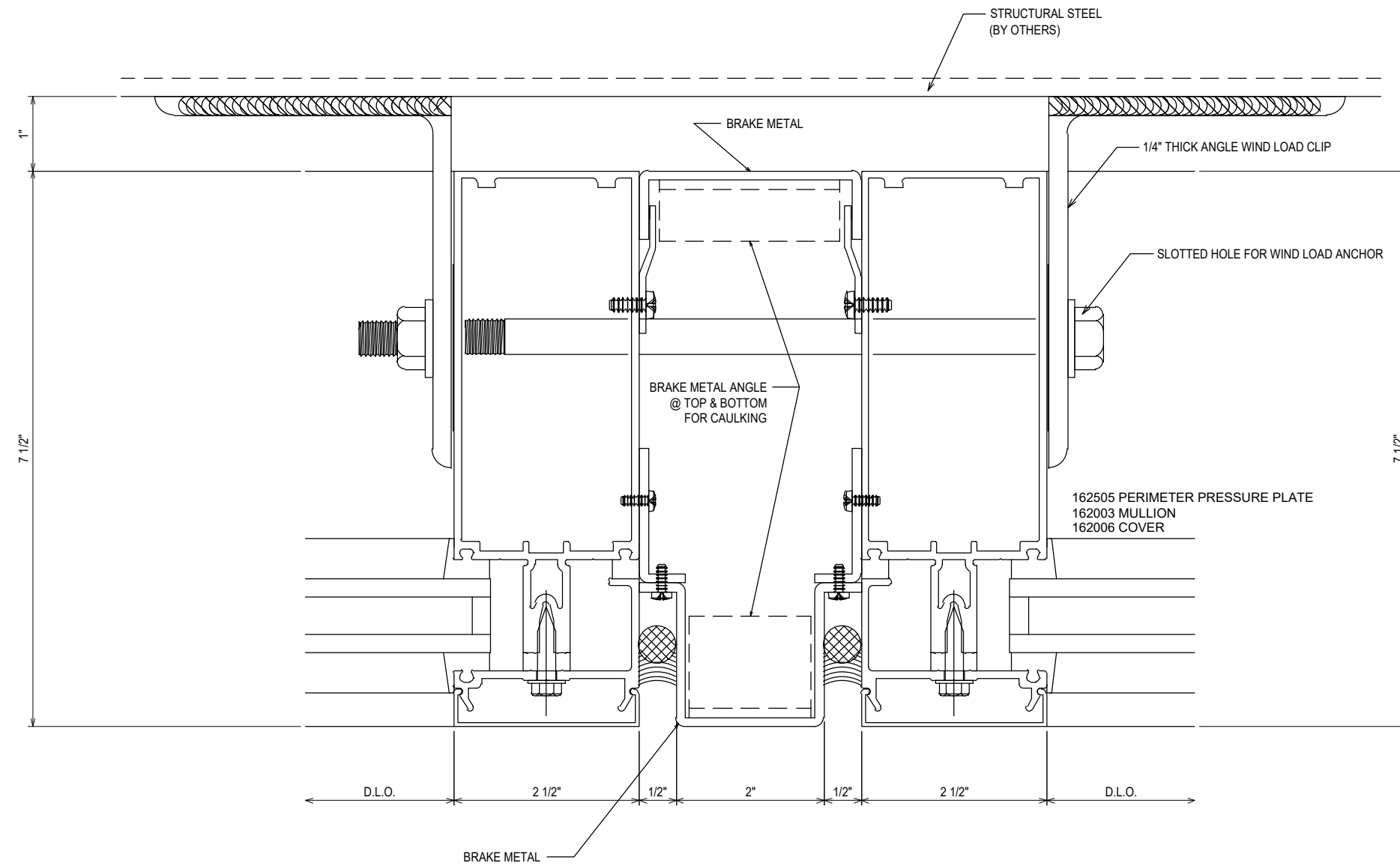
CLAYTON COMMERCIAL GLAZING  
3210 US HIGHWAY 70W  
SMITHFIELD, NC 27577  
P: 919.550.4024

PROJECT: MOORE COUNTY COURTHOUSE  
LOCATION: CARTHAGE, NC

DRAWN BY:	DATE:
RA	08.31.21
CHECKED BY:	DATE:
WS	08.31.21

JOB NO.:

3.53



94  
3.54

REF: 5/A3.2.1  
CW8 - CW9 - CW10 - CW11 - CW12  
CW13

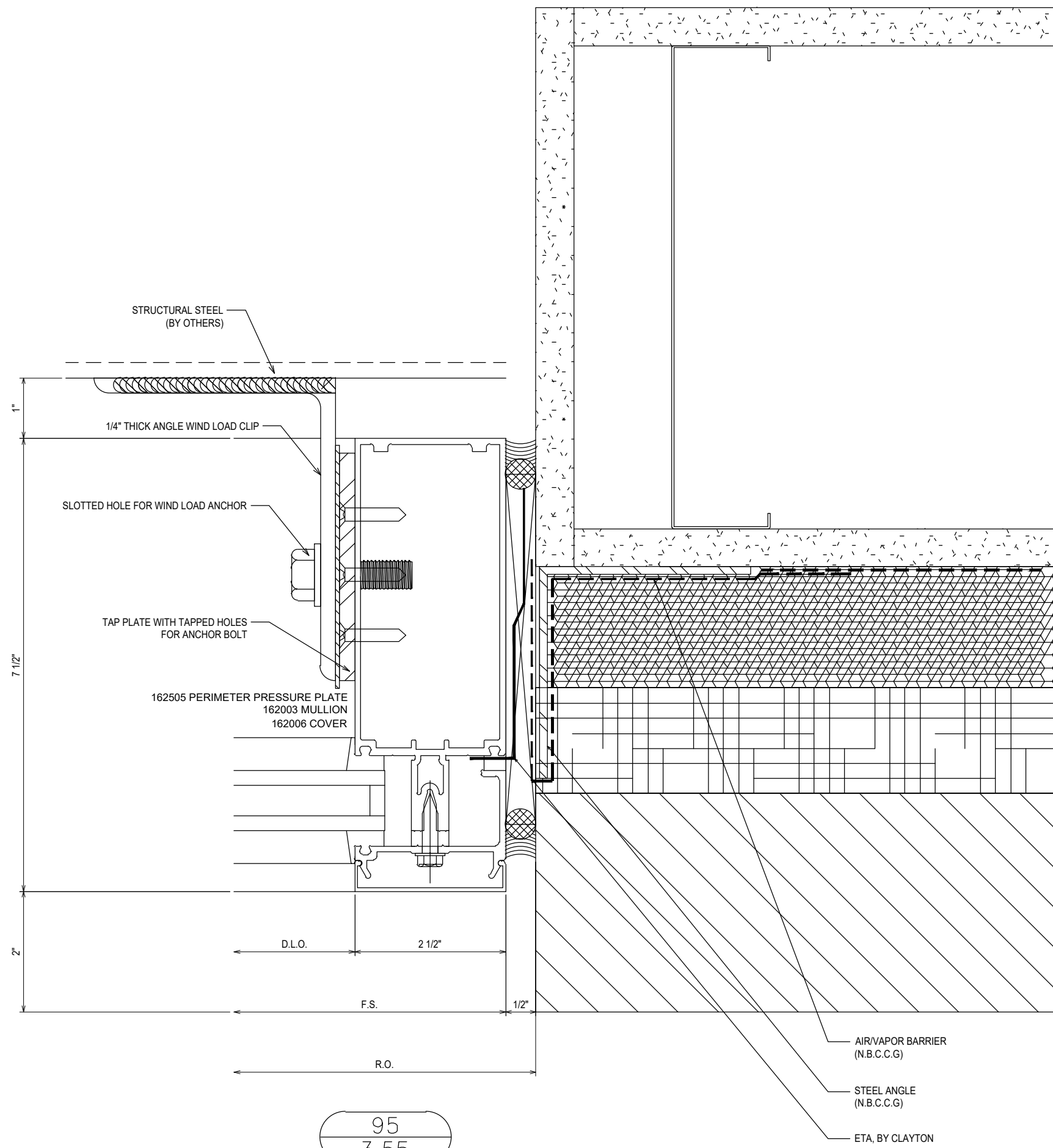
NO	DESCRIPTION	DATE
1ST	SUBMISSION	08.31.21
	DRAWING	SUBMISSION

CLAYTON COMMERCIAL GLAZING  
3210 US HIGHWAY 70W  
SMITHFIELD, NC 27577  
P: 919.550.4024

PROJECT: MOORE COUNTY COURTHOUSE  
LOCATION: CARTHAGE, NC

DRAWN BY:	DATE:
RA	08.31.21
CHECKED BY:	DATE:
WS	08.31.21
JOB NO.:	

3.54



95  
3.55

REF: 8/A3.2.1  
CW8 - CW9 - CW10 - CW11 - CW12  
CW13

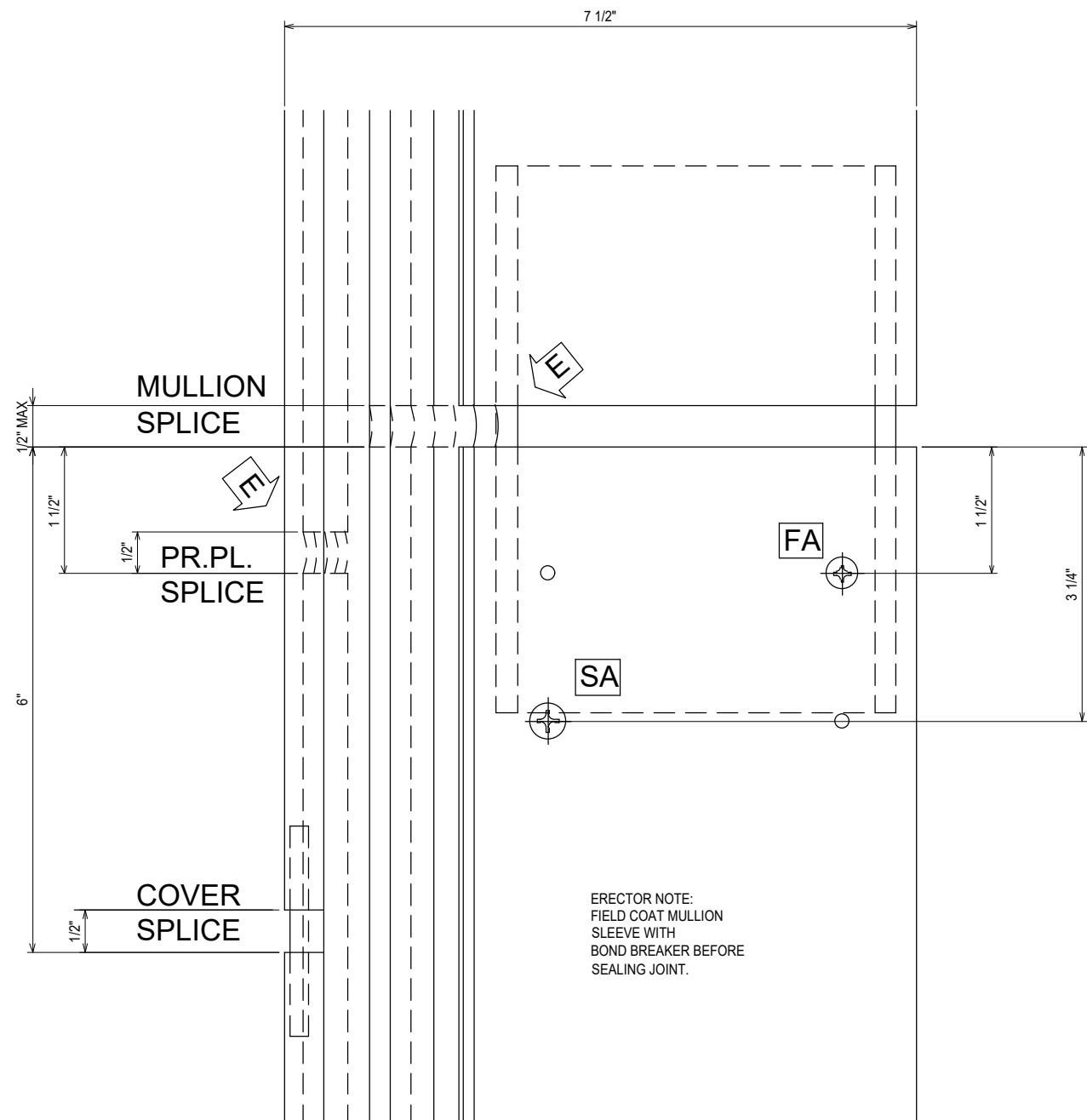
NO	DESCRIPTION	DATE
1ST	SUBMISSION	08.31.21
	DRAWING	SUBMISSION

CLAYTON COMMERCIAL GLAZING  
3210 US HIGHWAY 70W  
SMITHFIELD, NC 27577  
P: 919.550.4024

PROJECT: MOORE COUNTY COURTHOUSE  
LOCATION: CARTHAGE, NC

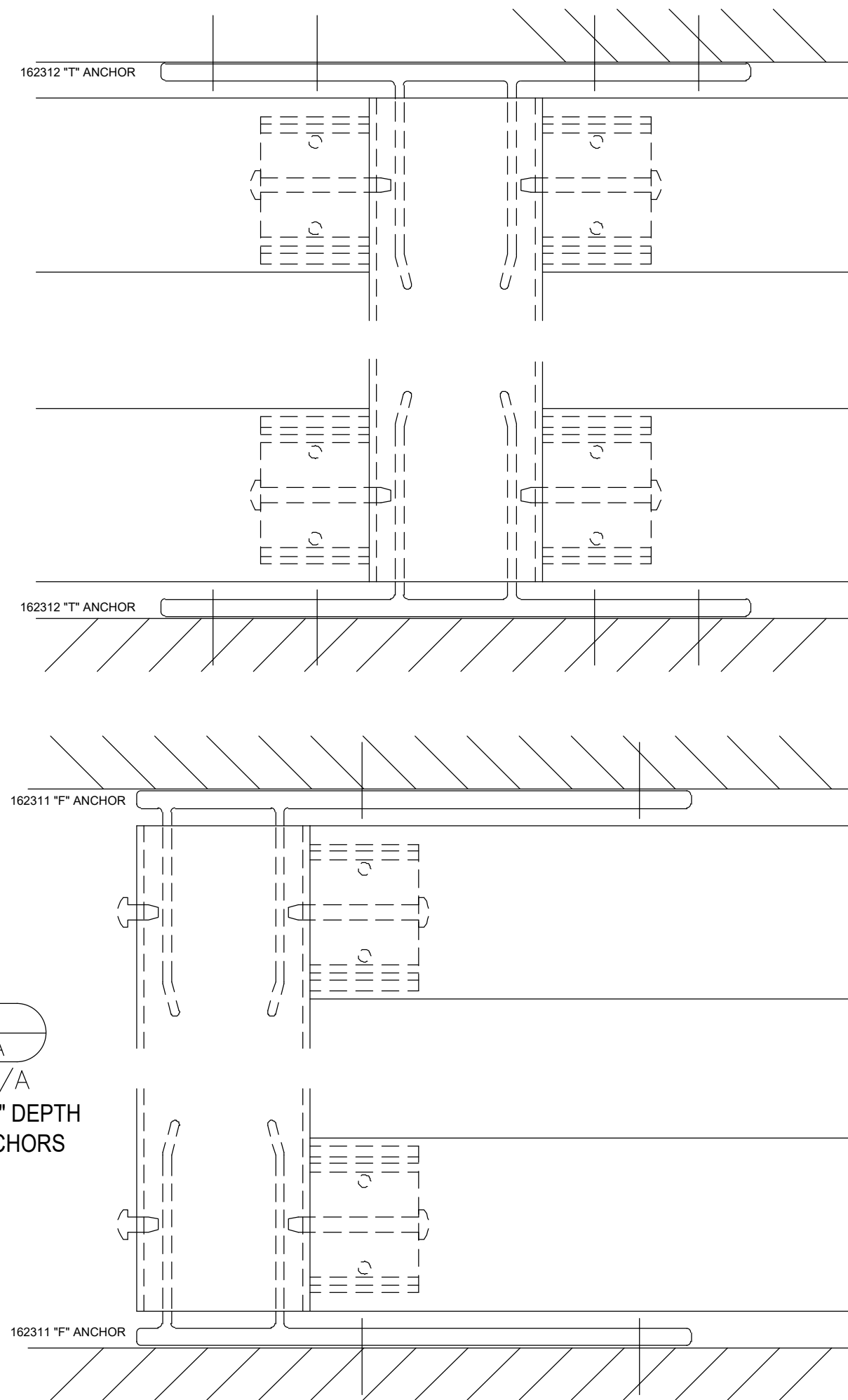
DRAWN BY:	DATE:
RA	08.31.21
CHECKED BY:	DATE:
WS	08.31.21
JOB NO.:	

3.55



95A  
3.55A

REF: N/A  
TYPICAL SPLICE JOINT



95B  
3.55A

REF: N/A  
TYPICAL 7 1/2" DEPTH  
"T" & "F" ANCHORS

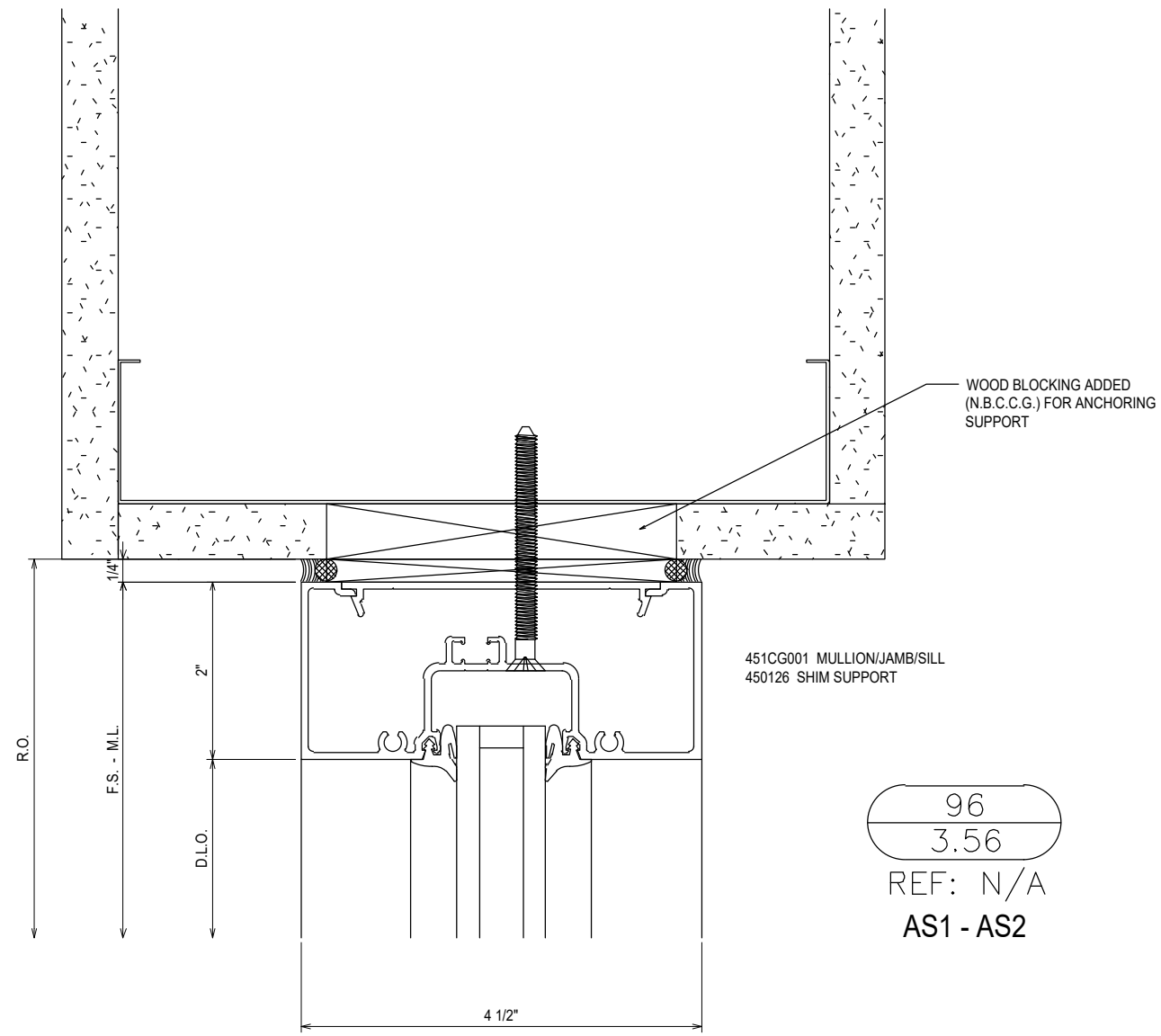
NO	DESCRIPTION	DATE
1ST	SUBMISSION	08.31.21
	DRAWING	SUBMISSION

CLAYTON COMMERCIAL GLAZING  
3210 US HIGHWAY 70W  
SMITHFIELD, NC 27577  
P: 919.550.4024

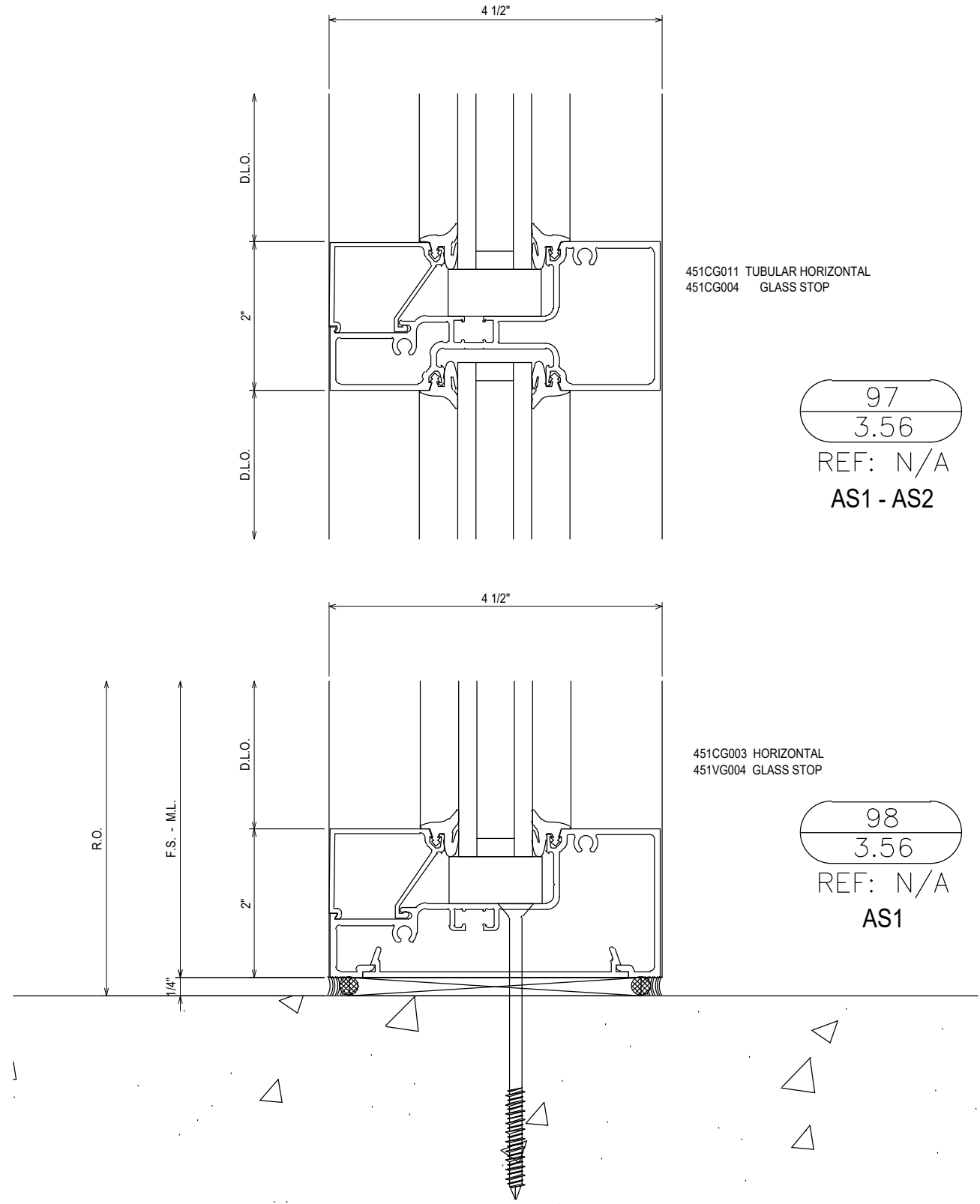
PROJECT:	MOORE COUNTY COURTHOUSE
LOCATION:	CARTHAGE, NC

DRAWN BY:	DATE:
RA	08.31.21
CHECKED BY:	DATE:
WS	08.31.21
JOB NO.:	

3.55A



96  
3.56  
REF: N/A  
AS1 - AS2



97  
3.56  
REF: N/A  
AS1 - AS2

98  
3.56  
REF: N/A  
AS1

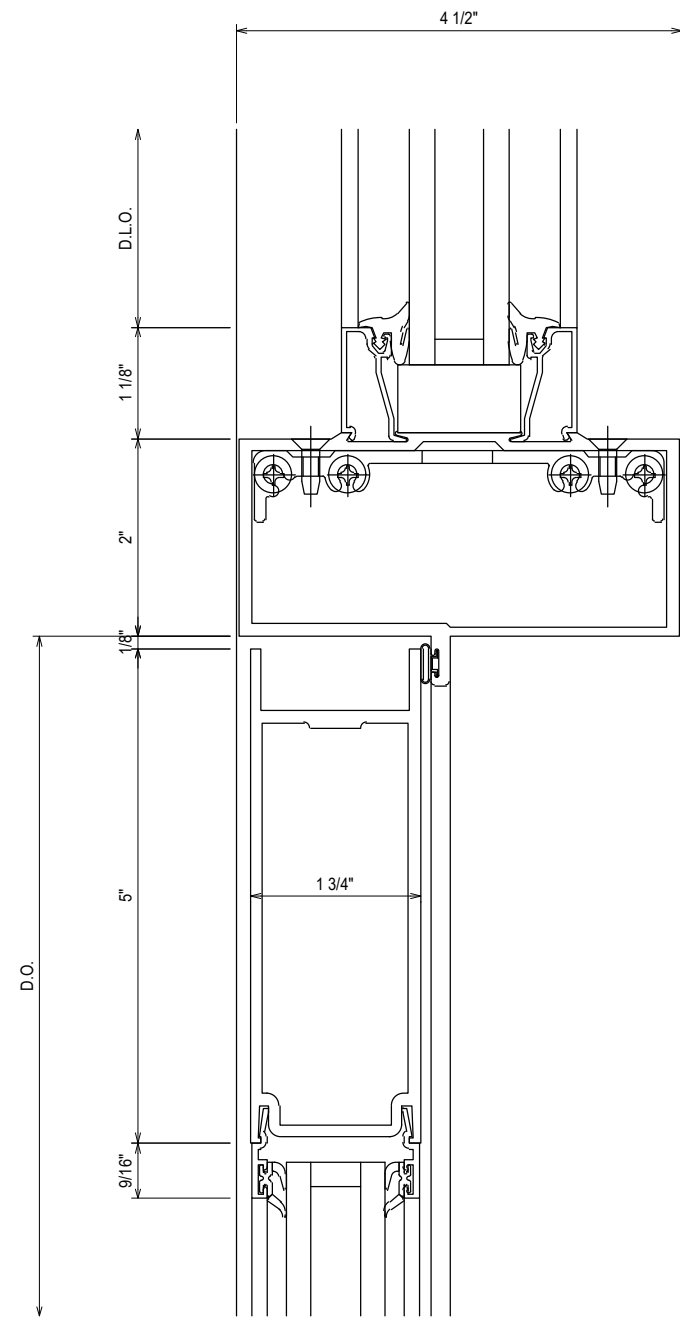
NO	DESCRIPTION	DATE
1ST	SUBMISSION	08.31.21

CLAYTON COMMERCIAL GLAZING  
3210 US HIGHWAY 70W  
SMITHFIELD, NC 27577  
P: 919.550.4024

PROJECT:	MOORE COUNTY COURTHOUSE
LOCATION:	CARTHAGE, NC

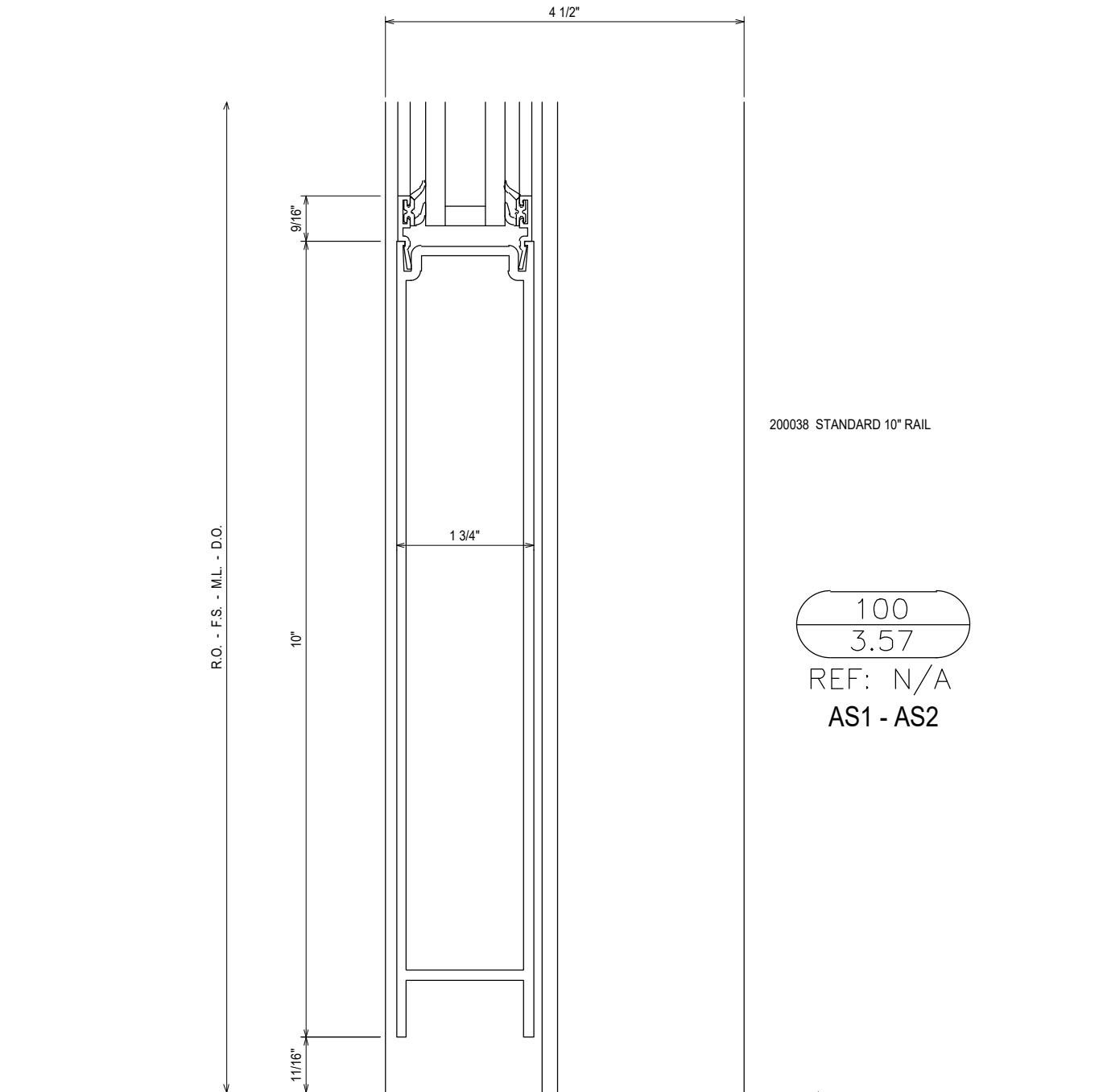
DRAWN BY:	DATE:
RA	08.31.21
CHECKED BY:	DATE:
WS	08.31.21
JOB NO.:	

3.56



450022 T-BAR GLASS STOP  
 450506 S/A T-BAR/HEADER CLIP PACKAGE  
 451502 S/A T-BAR/HEADER WITH WEATHERING

99  
 3.57  
 REF: N/A  
 AS1 - AS2



200038 STANDARD 10" RAIL

100  
 3.57  
 REF: N/A  
 AS1 - AS2

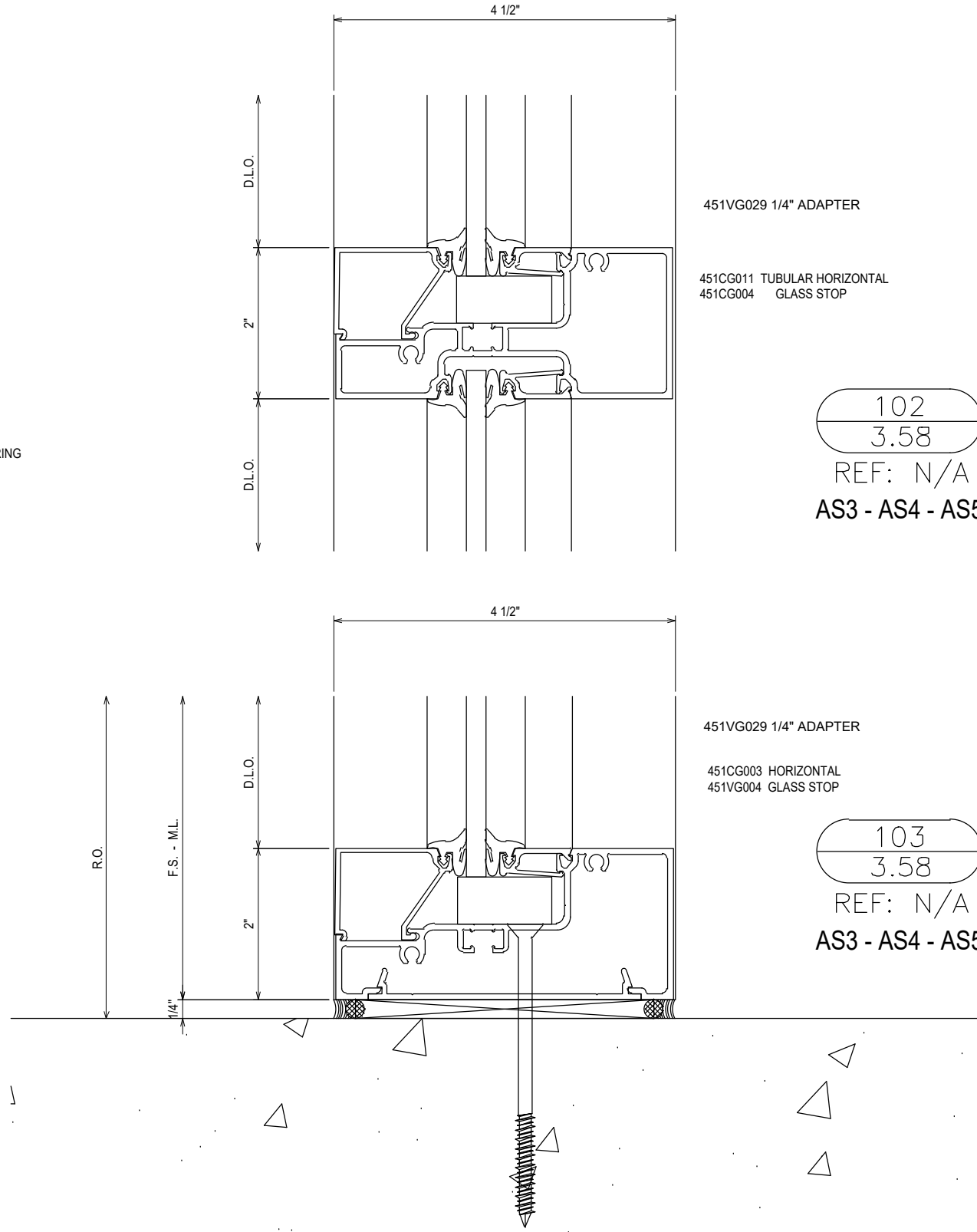
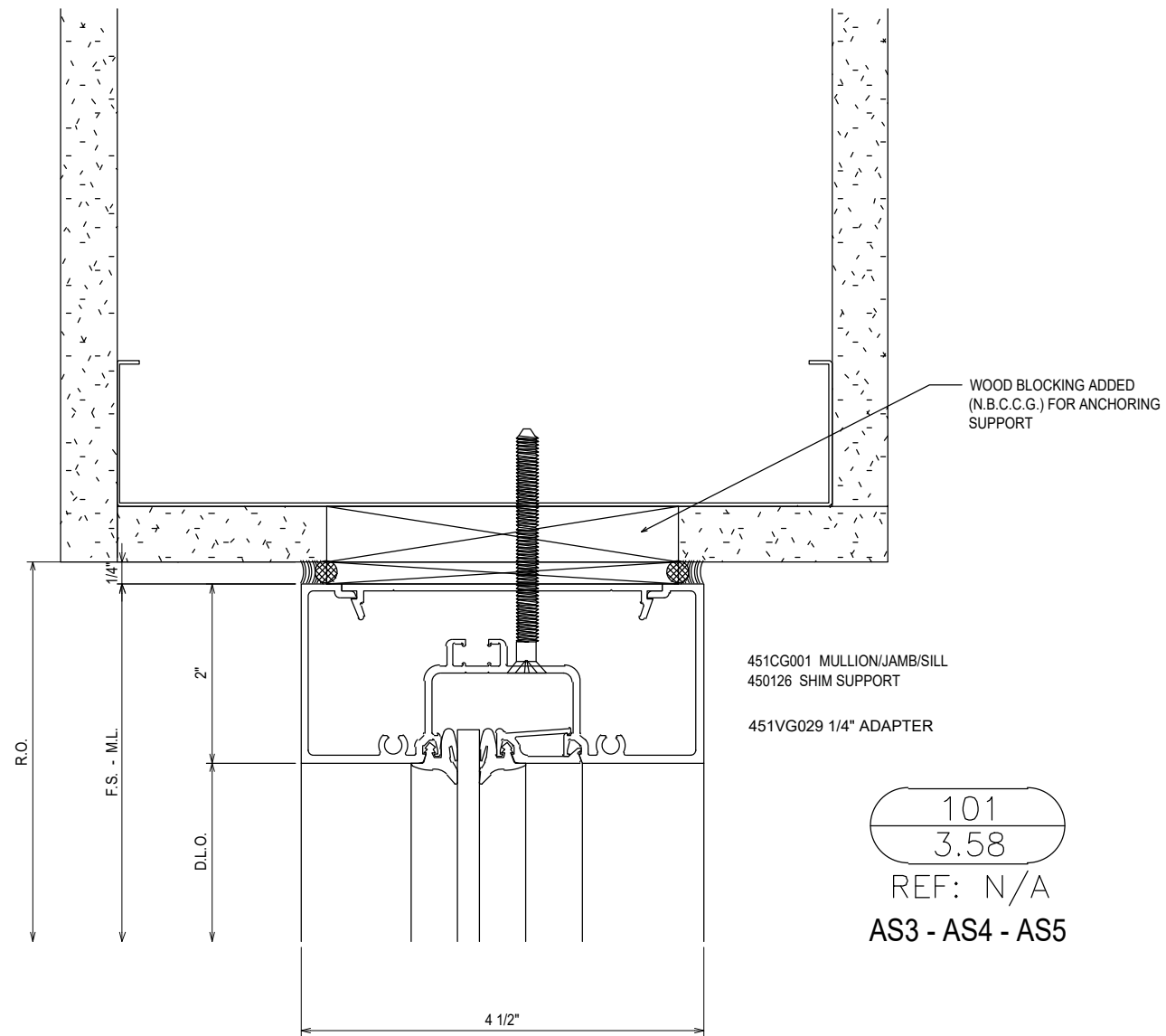
PROJECT: MOORE COUNTY COURTHOUSE  
 LOCATION: CARTHAGE, NC

DRAWN BY: RA DATE: 08.31.21  
 CHECKED BY: WS DATE: 08.31.21  
 JOB NO.:

NO	DESCRIPTION	DATE
1ST	SUBMISSION	08.31.21

CLAYTON COMMERCIAL GLAZING  
 3210 US HIGHWAY 70W  
 SMITHFIELD, NC 27577  
 P: 919.550.4024

3.57

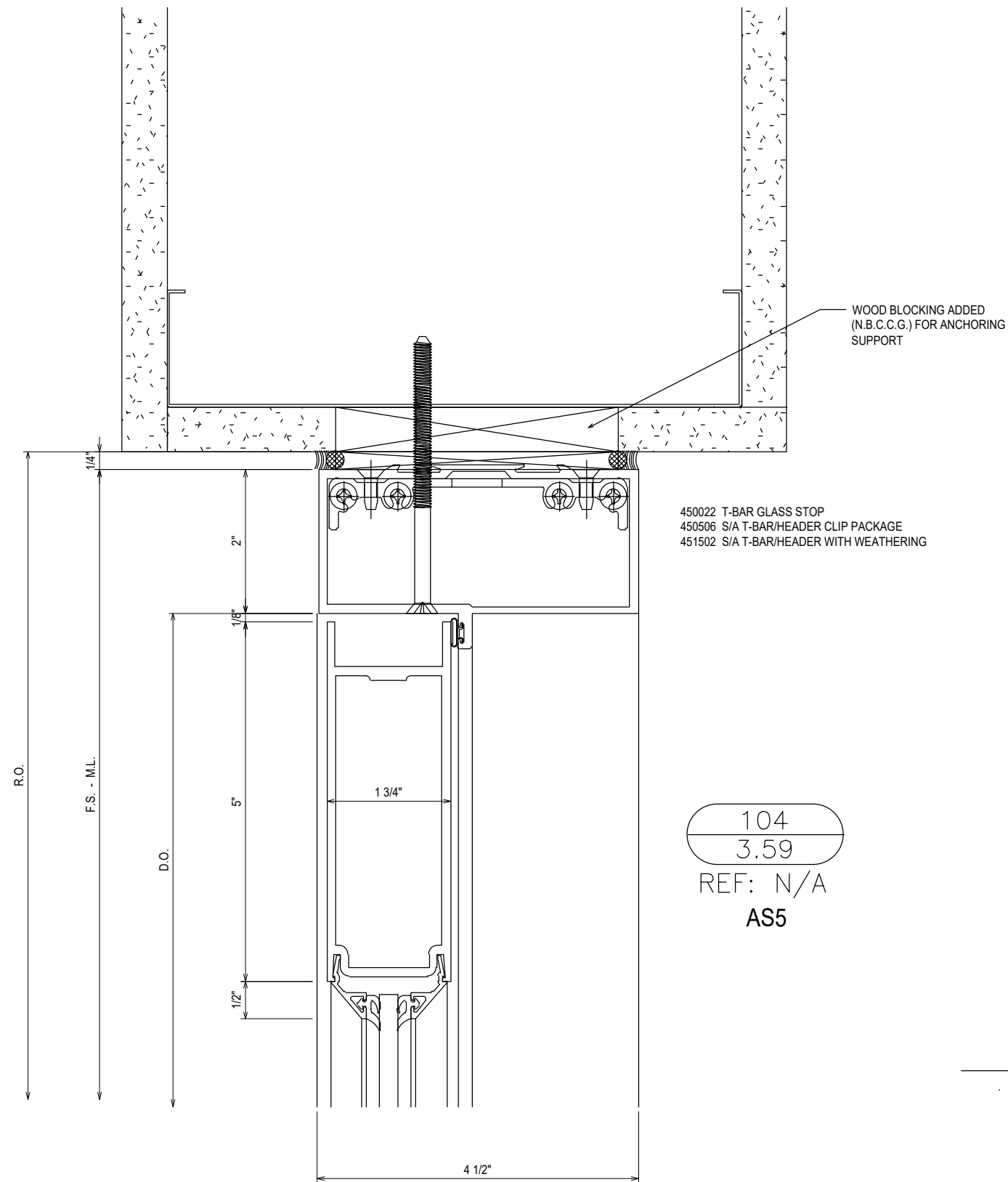


NO	DESCRIPTION	DATE
1	1ST SUBMISSION	08.31.21

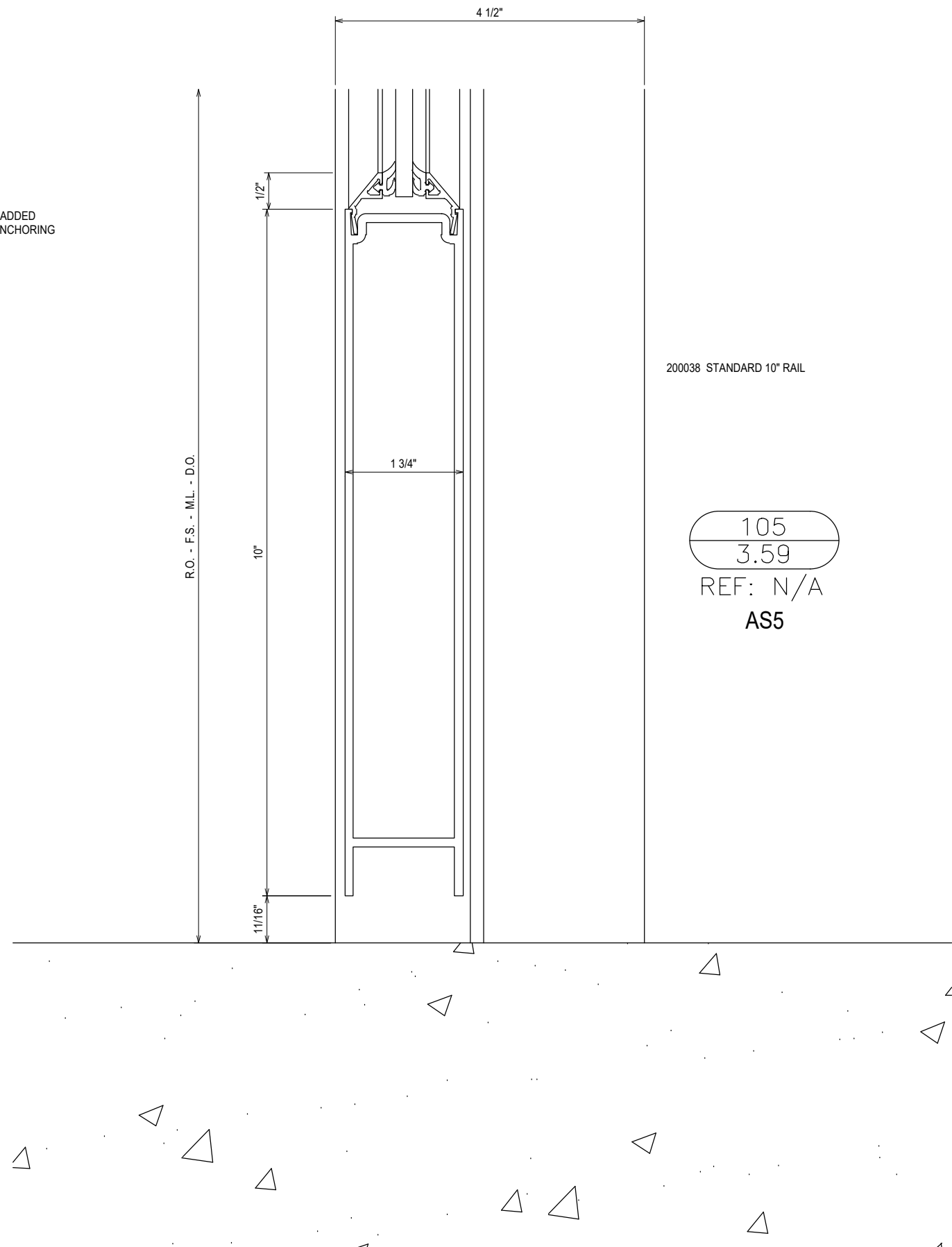
CLAYTON COMMERCIAL GLAZING  
3210 US HIGHWAY 70W  
SMITHFIELD, NC 27577  
P: 919.550.4024

PROJECT:	MOORE COUNTY COURTHOUSE
LOCATION:	CARTHAGE, NC

DRAWN BY:	DATE:
RA	08.31.21
CHECKED BY:	DATE:
WS	08.31.21
JOB NO.:	



104  
3.59  
REF: N/A  
AS5



105  
3.59  
REF: N/A  
AS5

NO	DESCRIPTION	DATE
1ST SUBMISSION		08.31.21

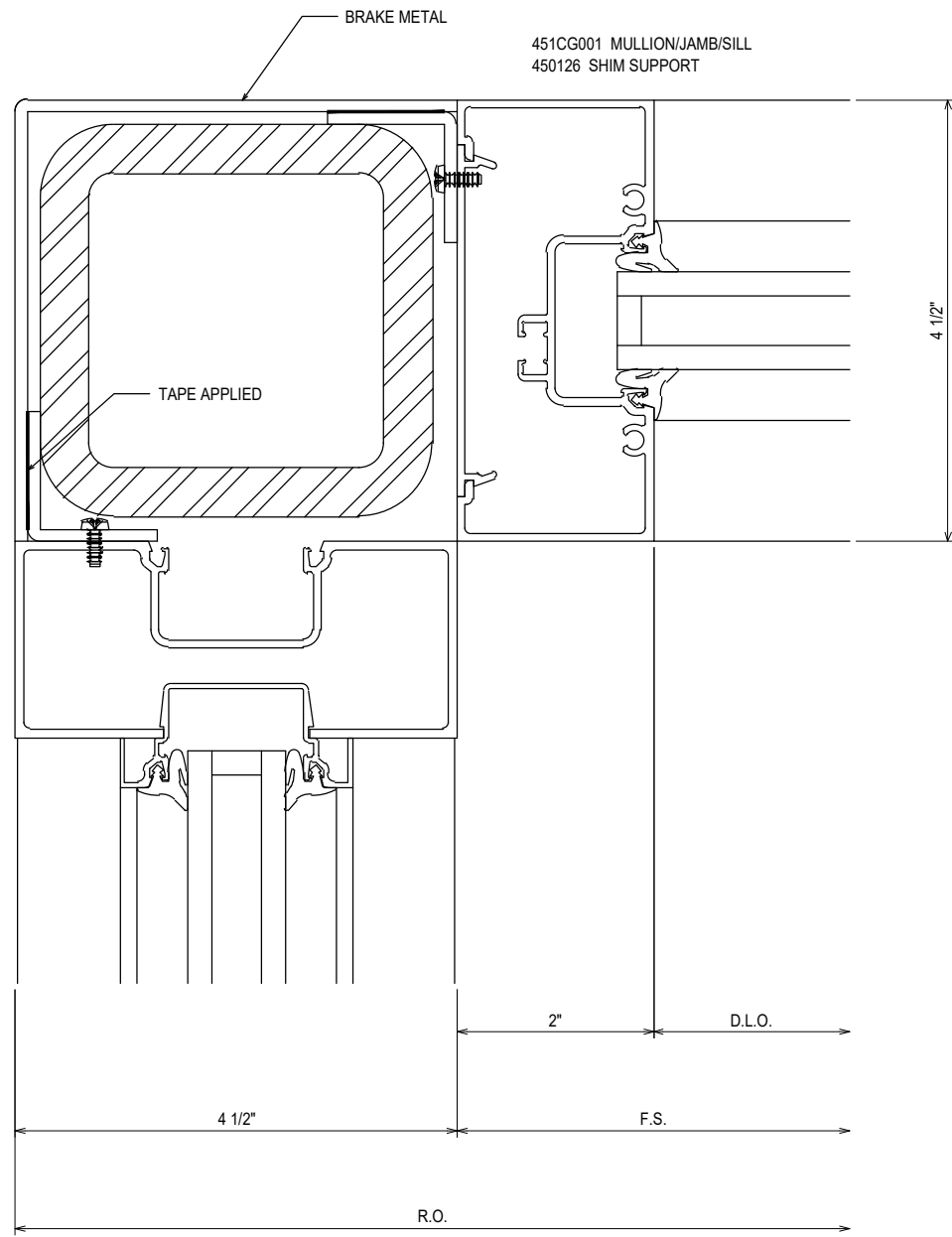
CLAYTON COMMERCIAL GLAZING  
3210 US HIGHWAY 70W  
SMITHFIELD, NC 27577  
P: 919.550.4024

PROJECT: MOORE COUNTY COURTHOUSE  
LOCATION: CARTHAGE, NC

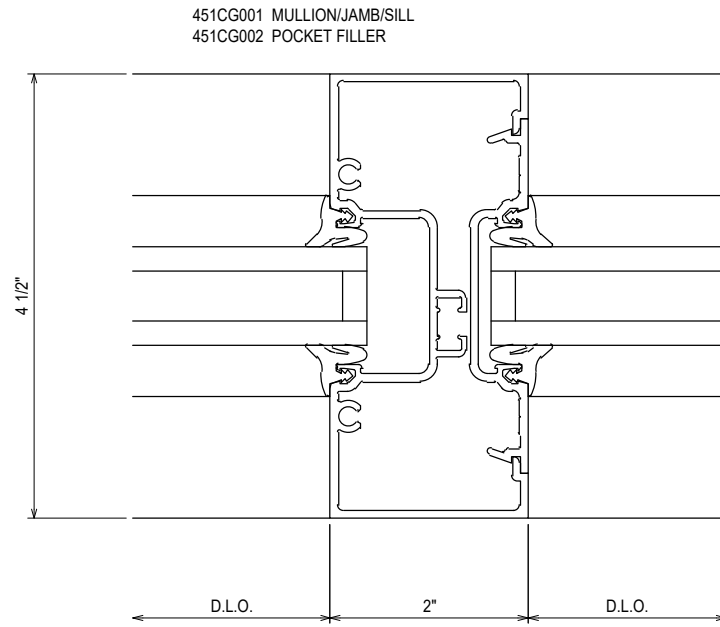
DRAWN BY:	DATE:
RA	08.31.21
CHECKED BY:	DATE:
WS	08.31.21
JOB NO.:	

3.59

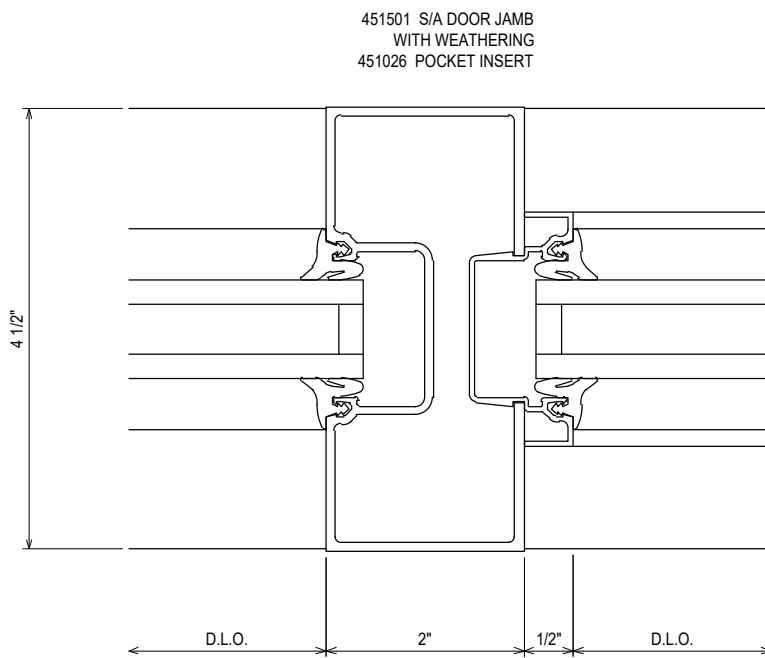




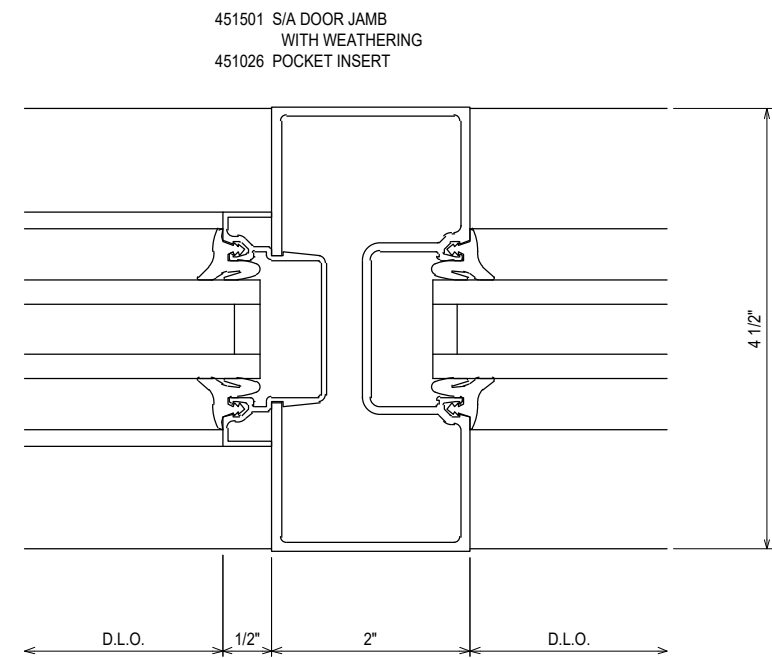
106  
3.60  
REF: N/A  
AS1



107  
3.60  
REF: N/A  
AS1 - AS2



108  
3.60  
REF: N/A  
AS1



109  
3.60  
REF: N/A  
AS1

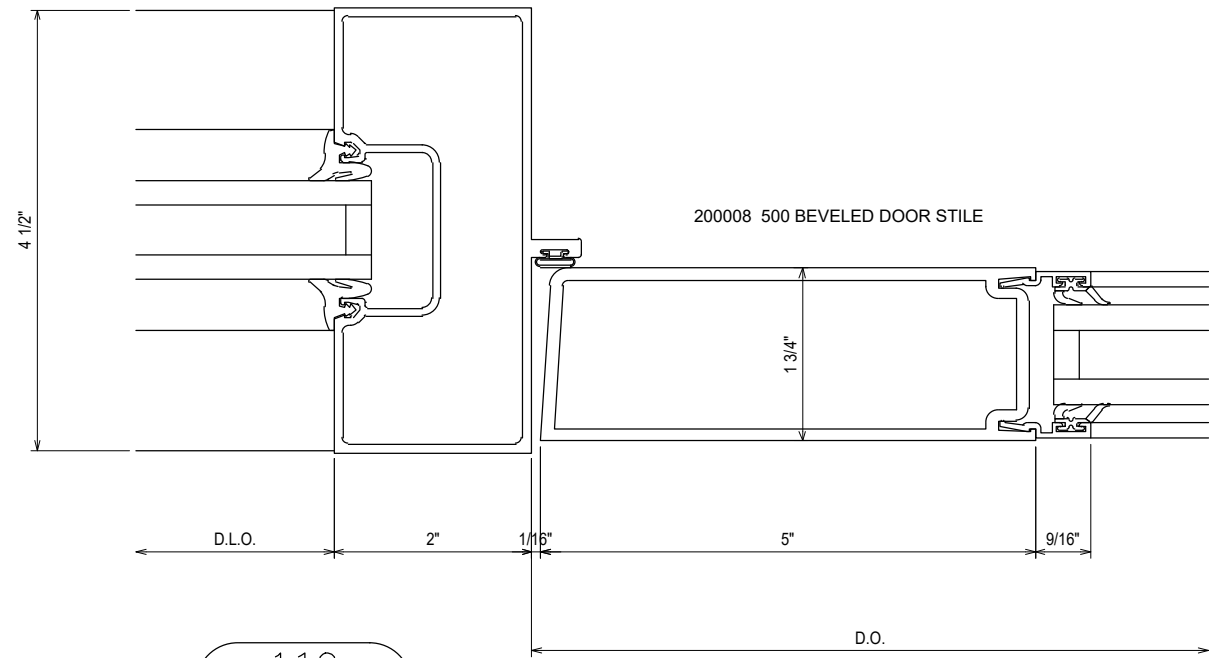
NO	DESCRIPTION	DATE
1ST	SUBMISSION	08.31.21

CLAYTON COMMERCIAL GLAZING  
3210 US HIGHWAY 70W  
SMITHFIELD, NC 27577  
P: 919.550.4024

PROJECT: MOORE COUNTY COURTHOUSE  
LOCATION: CARTHAGE, NC

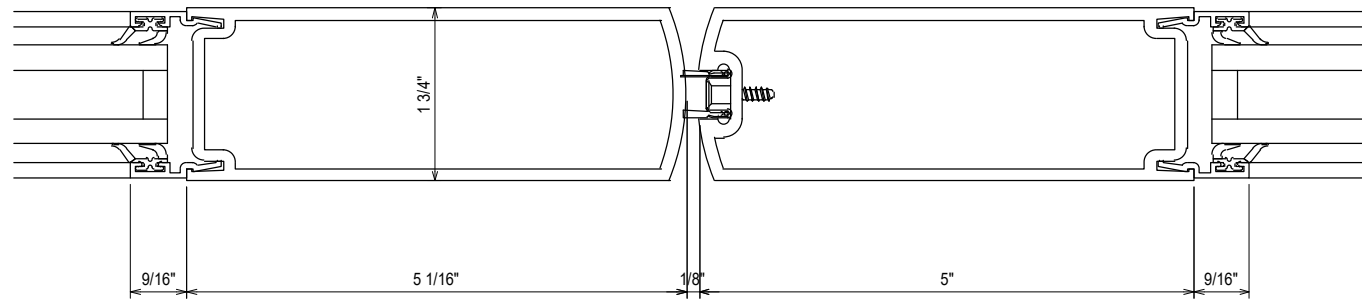
DRAWN BY:	DATE:
RA	08.31.21
CHECKED BY:	DATE:
WS	08.31.21
JOB NO.:	

451501 S/A DOOR JAMB  
WITH WEATHERING



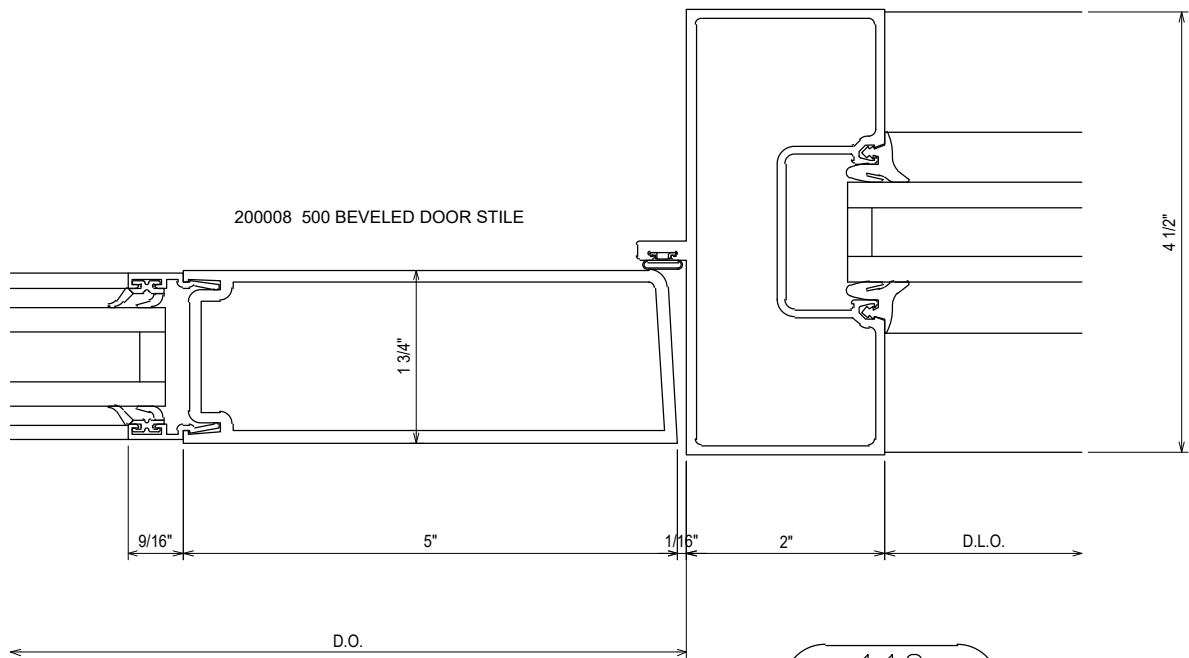
110  
3.61  
REF: N/A  
AS1

200009 500 ACTIVE STILE  
200010 500 INACTIVE STILE  
200496 ADJUSTABLE ASTRAGAL

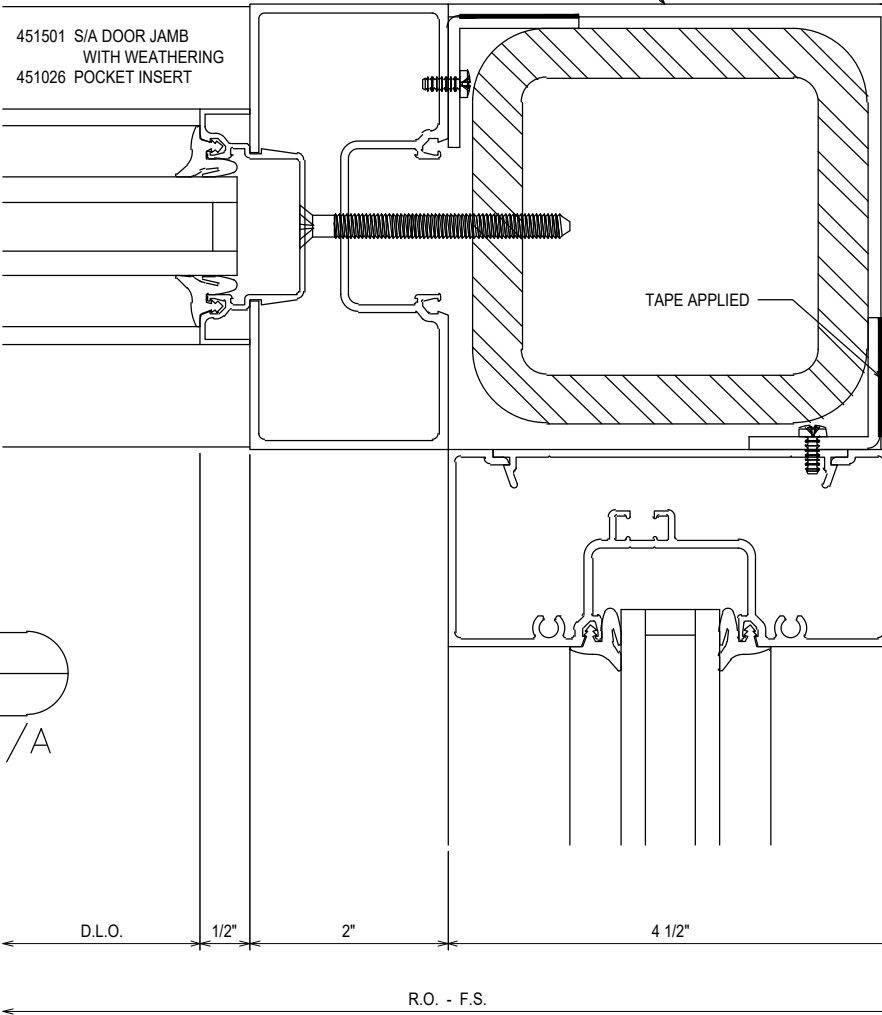


111  
3.61  
REF: N/A  
AS1-AS2

451501 S/A DOOR JAMB  
WITH WEATHERING



112  
3.61  
REF: N/A  
AS1



113  
3.61  
REF: N/A  
AS2

NO	DESCRIPTION	DATE
1ST	SUBMISSION	08.31.21

CLAYTON COMMERCIAL GLAZING  
3210 US HIGHWAY 70W  
SMITHFIELD, NC 27577  
P: 919.550.4024

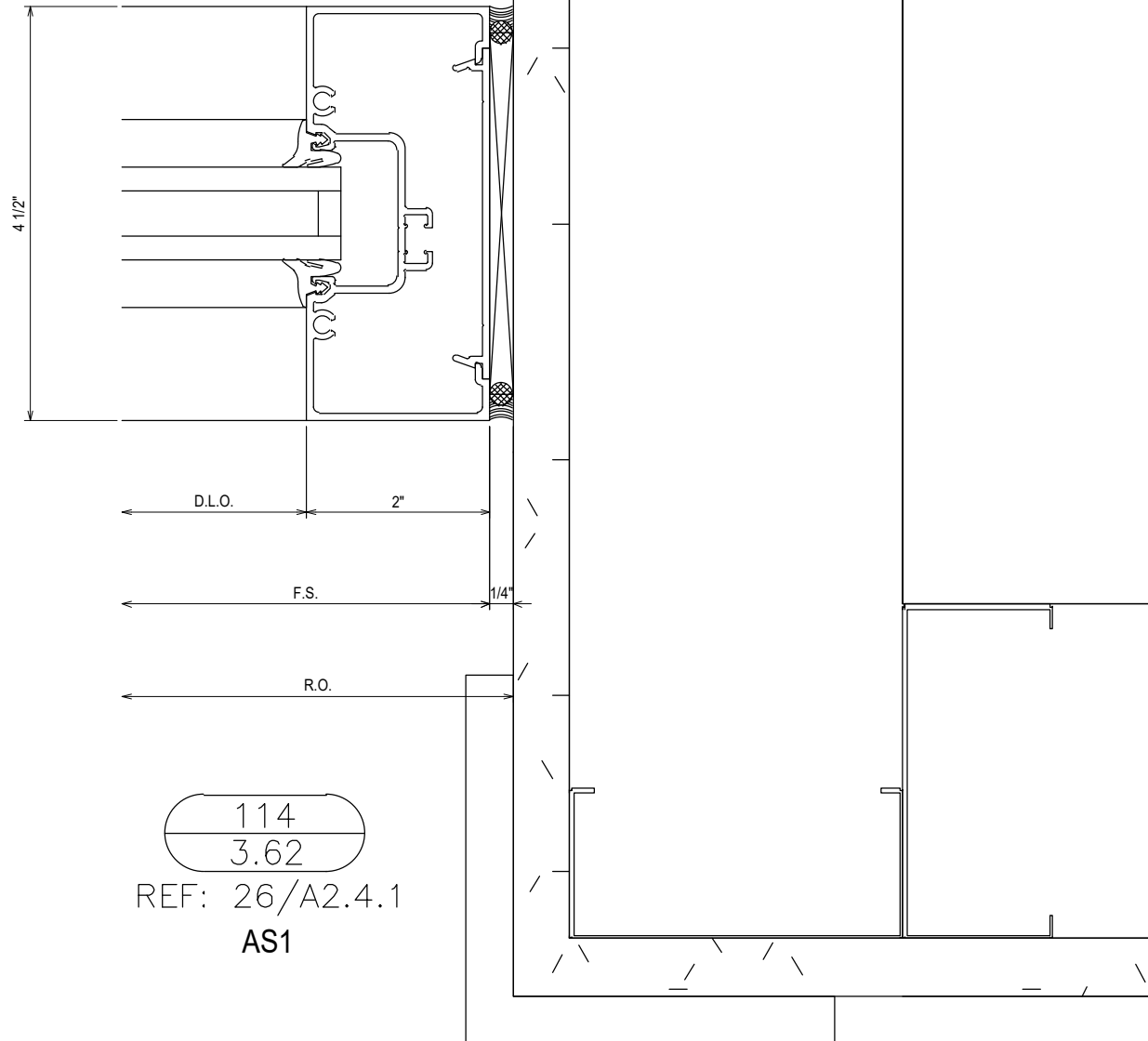
PROJECT:	MOORE COUNTY COURTHOUSE
LOCATION:	CARTHAGE, NC

DRAWN BY:	DATE:
RA	08.31.21
CHECKED BY:	DATE:
WS	08.31.21

JOB NO.:

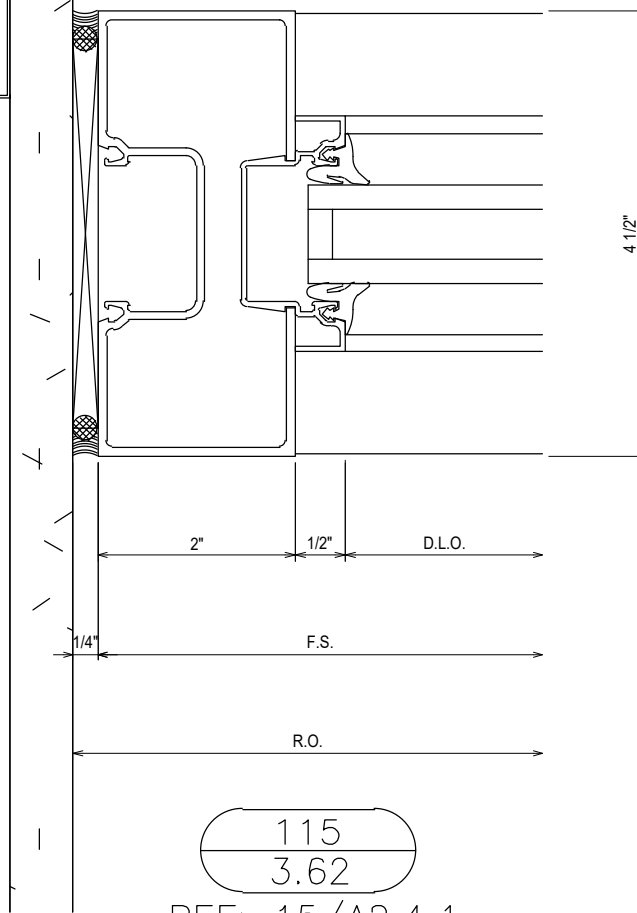
3.61

451CG001 MULLION/JAMB/SILL  
450126 SHIM SUPPORT



114  
3.62  
REF: 26/A2.4.1  
AS1

451501 S/A DOOR JAMB  
WITH WEATHERING  
451026 POCKET INSERT



115  
3.62  
REF: 15/A2.4.1  
AS2

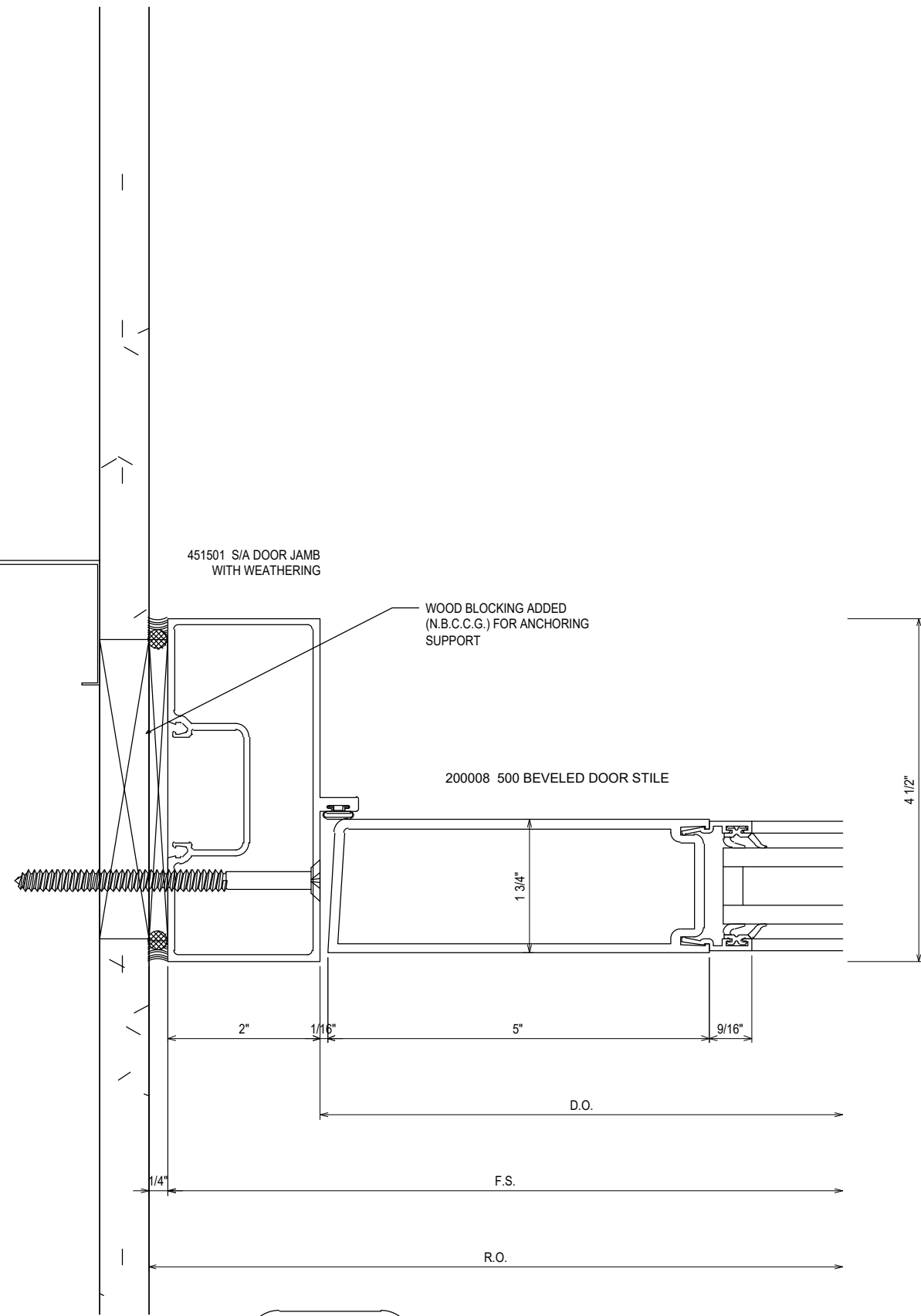
NO	DESCRIPTION	DATE
1ST	SUBMISSION	08.31.21

CLAYTON COMMERCIAL GLAZING  
3210 US HIGHWAY 70W  
SMITHFIELD, NC 27577  
P: 919.550.4024

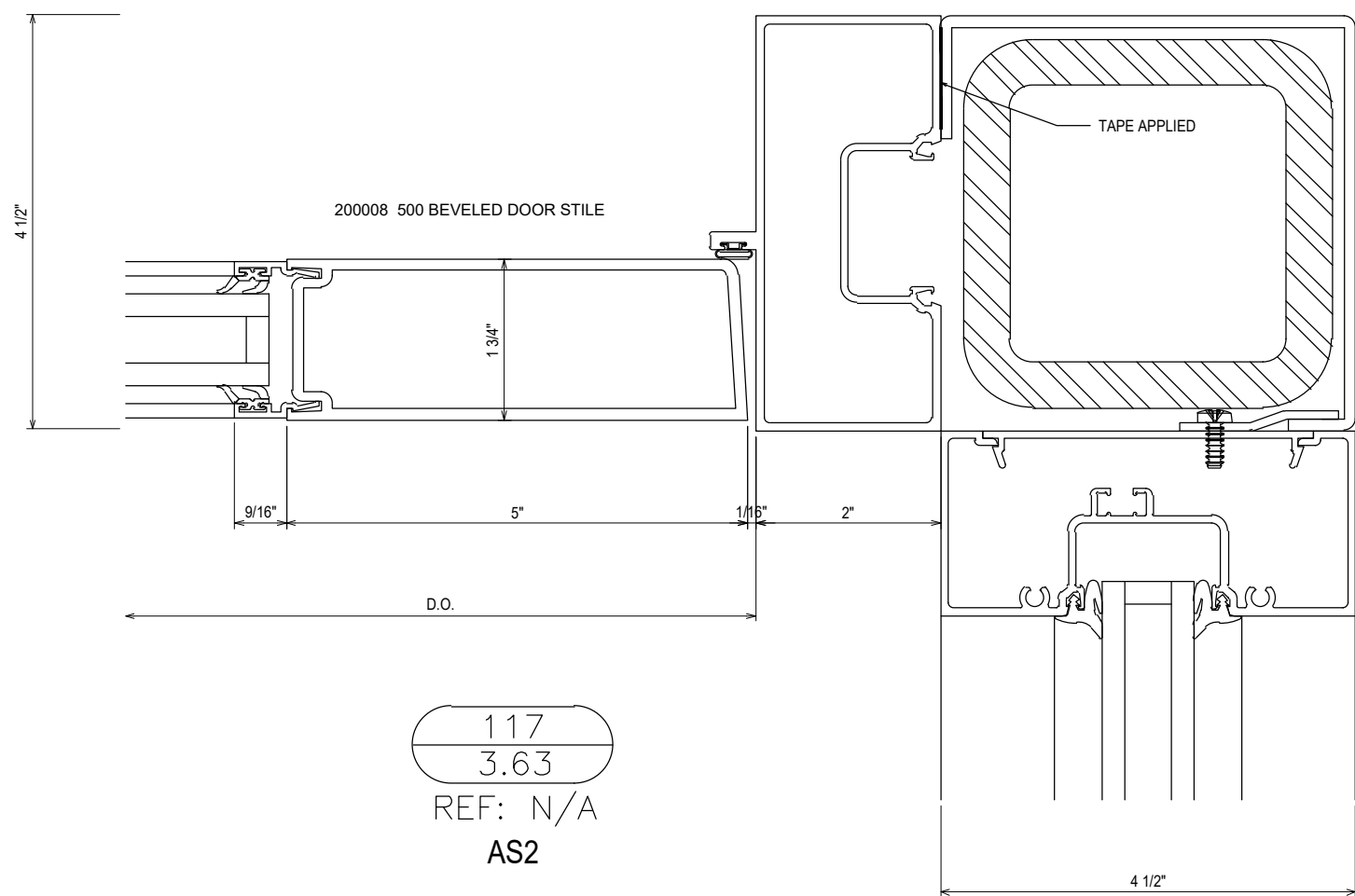
PROJECT: MOORE COUNTY COURTHOUSE  
LOCATION: CARTHAGE, NC

DRAWN BY:	DATE:
RA	08.31.21
CHECKED BY:	DATE:
WS	08.31.21
JOB NO.:	

3.62



116  
3.63  
REF: 15/A2.4.1  
AS2



117  
3.63  
REF: N/A  
AS2

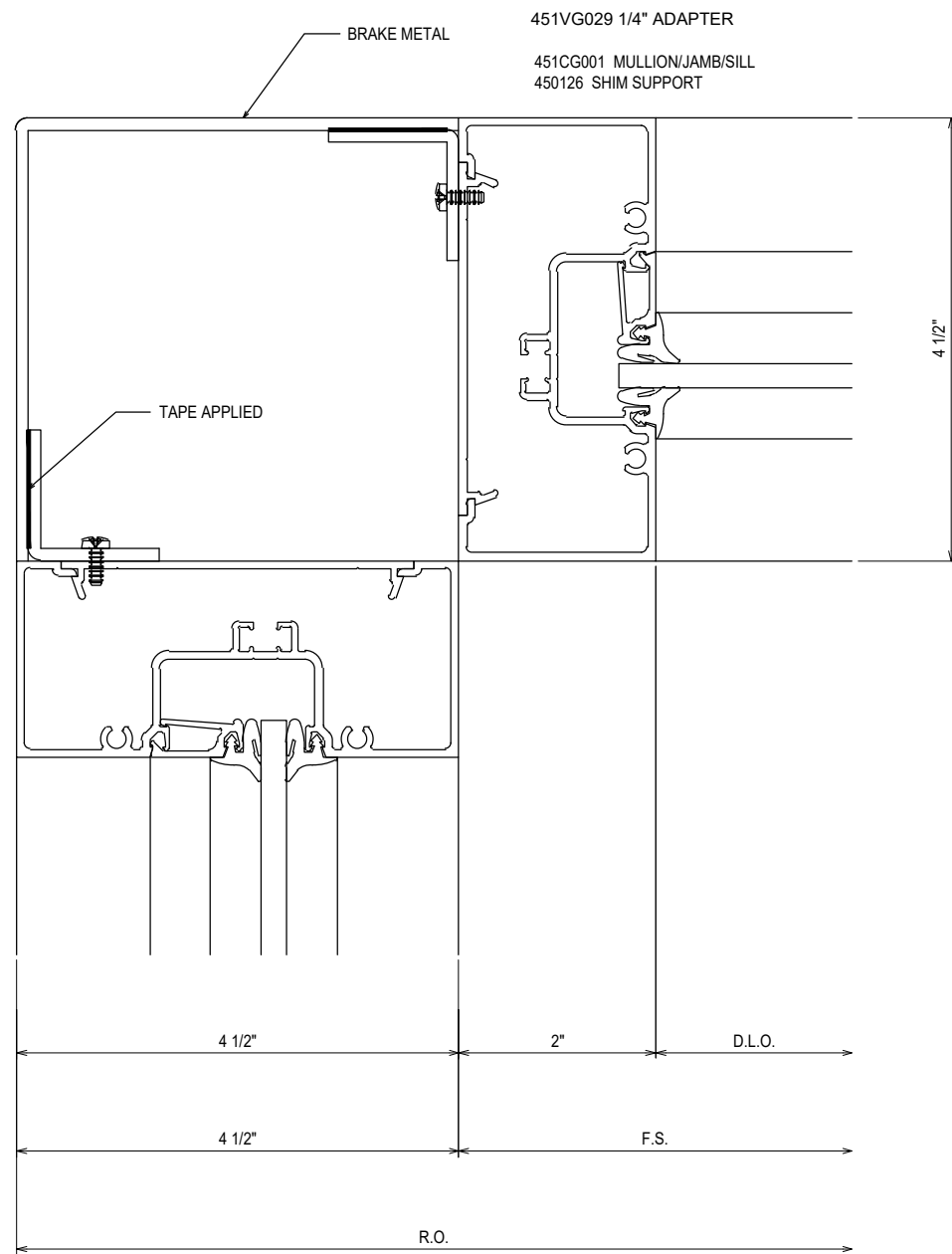
NO	DESCRIPTION	DATE
1ST	SUBMISSION	08.31.21

CLAYTON COMMERCIAL GLAZING  
3210 US HIGHWAY 70W  
SMITHFIELD, NC 27577  
P: 919.550.4024

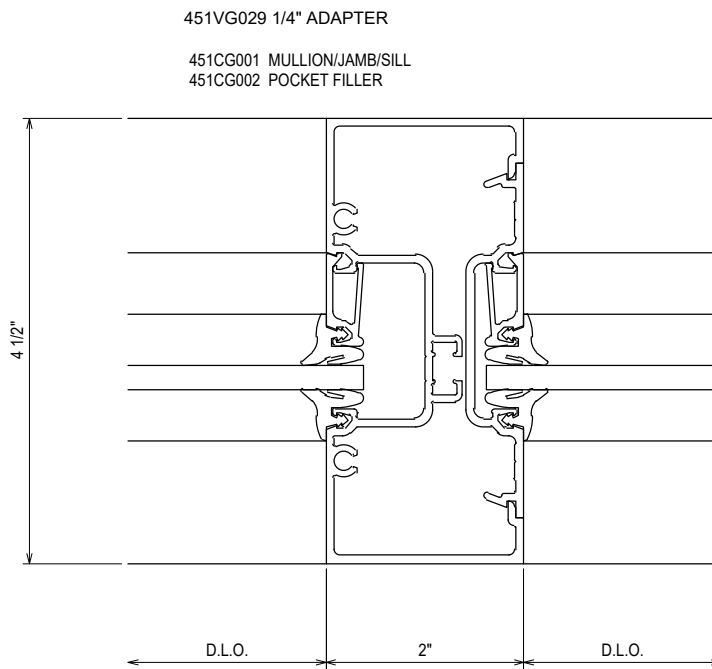
PROJECT: MOORE COUNTY COURTHOUSE  
LOCATION: CARTHAGE, NC

DRAWN BY:	DATE:
RA	08.31.21
CHECKED BY:	DATE:
WS	08.31.21
JOB NO.:	

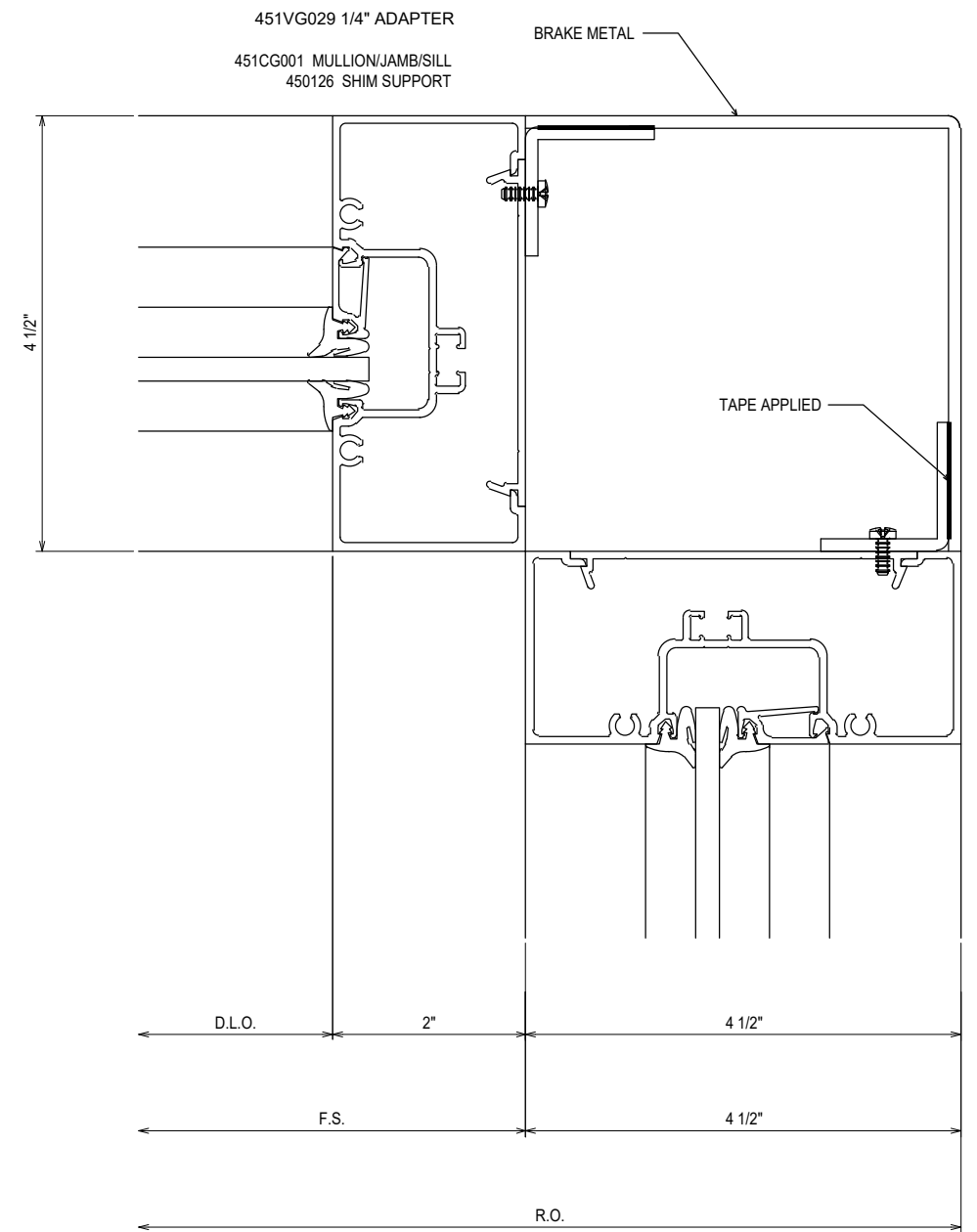
3.63



118  
 3.64  
 REF: N/A  
 AS3



119  
 3.64  
 REF: N/A  
 AS3 - AS4 - AS5



120  
 3.64  
 REF: N/A  
 AS4

NO	DESCRIPTION	DATE
1ST	SUBMISSION	08.31.21

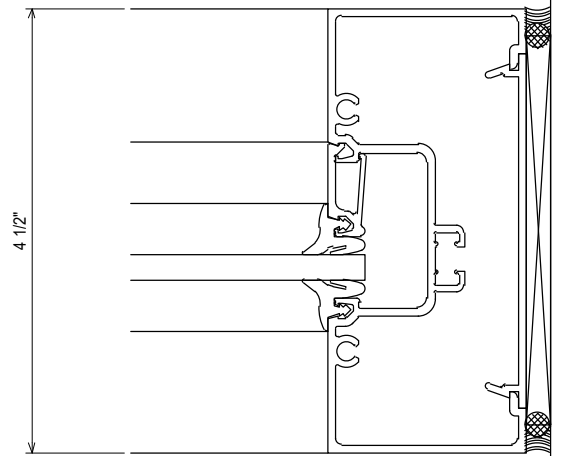
CLAYTON COMMERCIAL GLAZING  
 3210 US HIGHWAY 70W  
 SMITHFIELD, NC 27577  
 P: 919.550.4024

PROJECT:	MOORE COUNTY COURTHOUSE
LOCATION:	CARTHAGE, NC

DRAWN BY:	RA	DATE:	08.31.21
CHECKED BY:	WS	DATE:	08.31.21
JOB NO.:			

3.64

451VG029 1/4" ADAPTER  
 451CG001 MULLION/JAMB/SILL  
 450126 SHIM SUPPORT

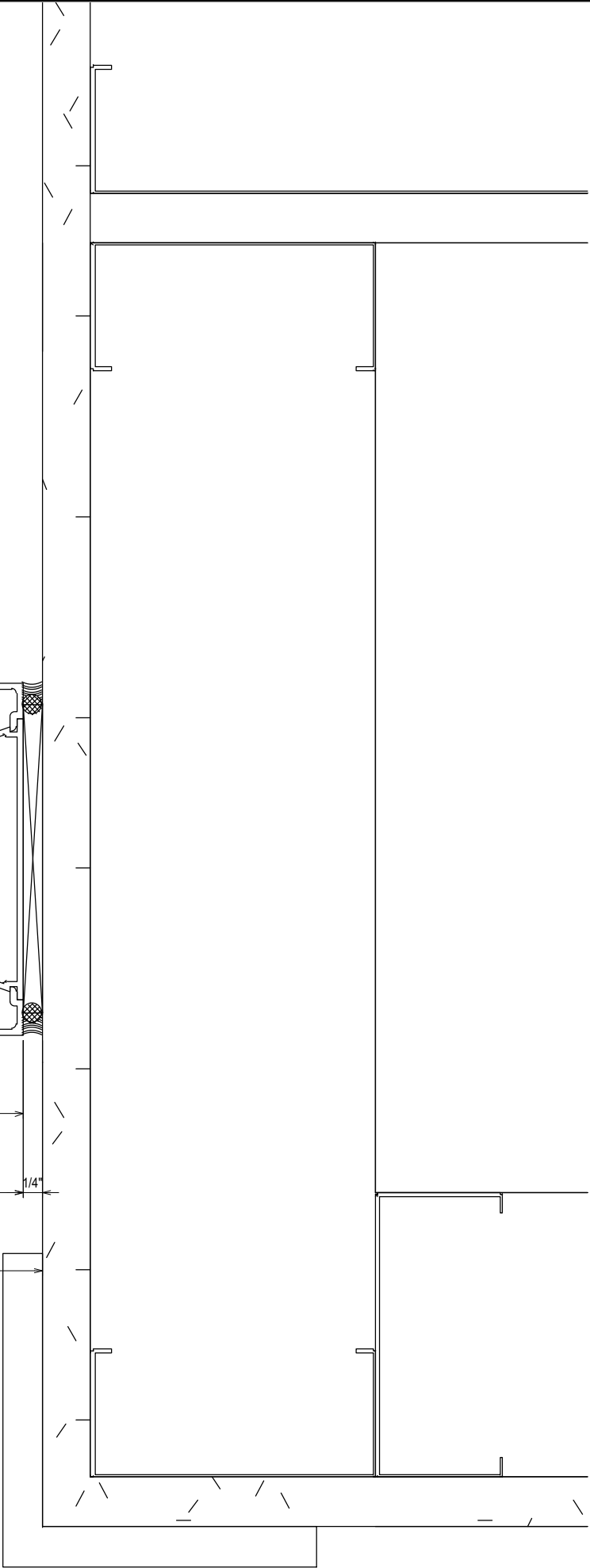


D.L.O. 2"  
 F.S. 1/4"  
 R.O.

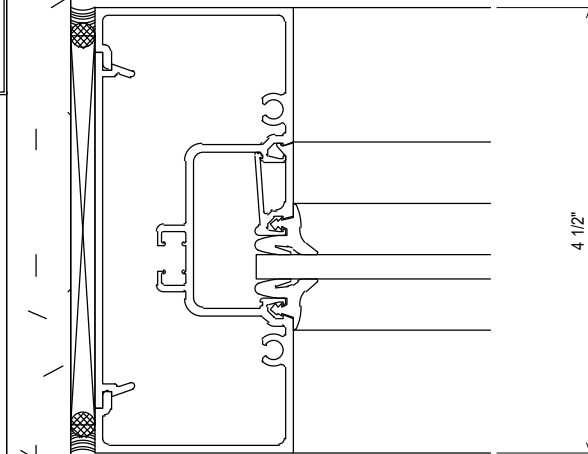
121  
 3.65

REF: 26/A2.4.1

AS3



451VG029 1/4" ADAPTER  
 451CG001 MULLION/JAMB/SILL  
 450126 SHIM SUPPORT

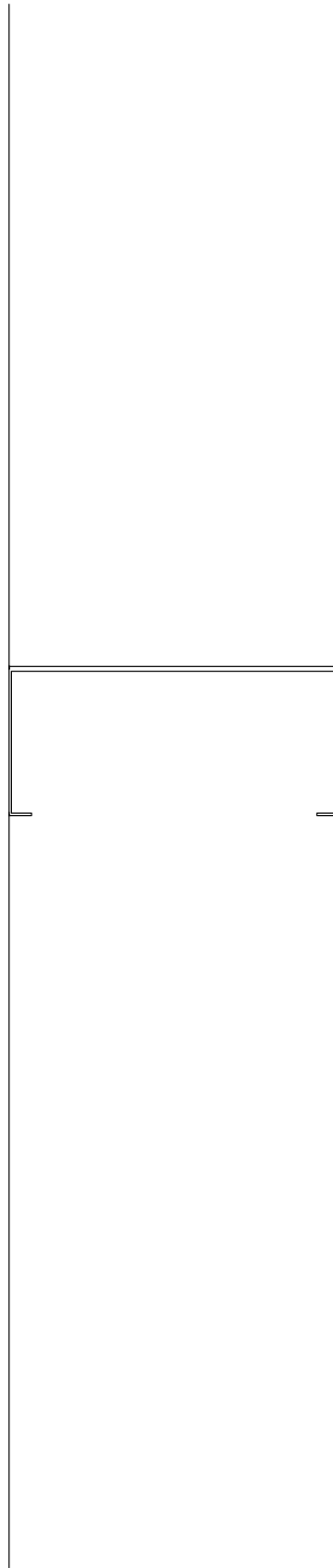


2" D.L.O.  
 1/4" F.S.  
 R.O.

122  
 3.65

REF: 15/A2.4.1

AS4



NO	DESCRIPTION	DATE
1ST	SUBMISSION	08.31.21

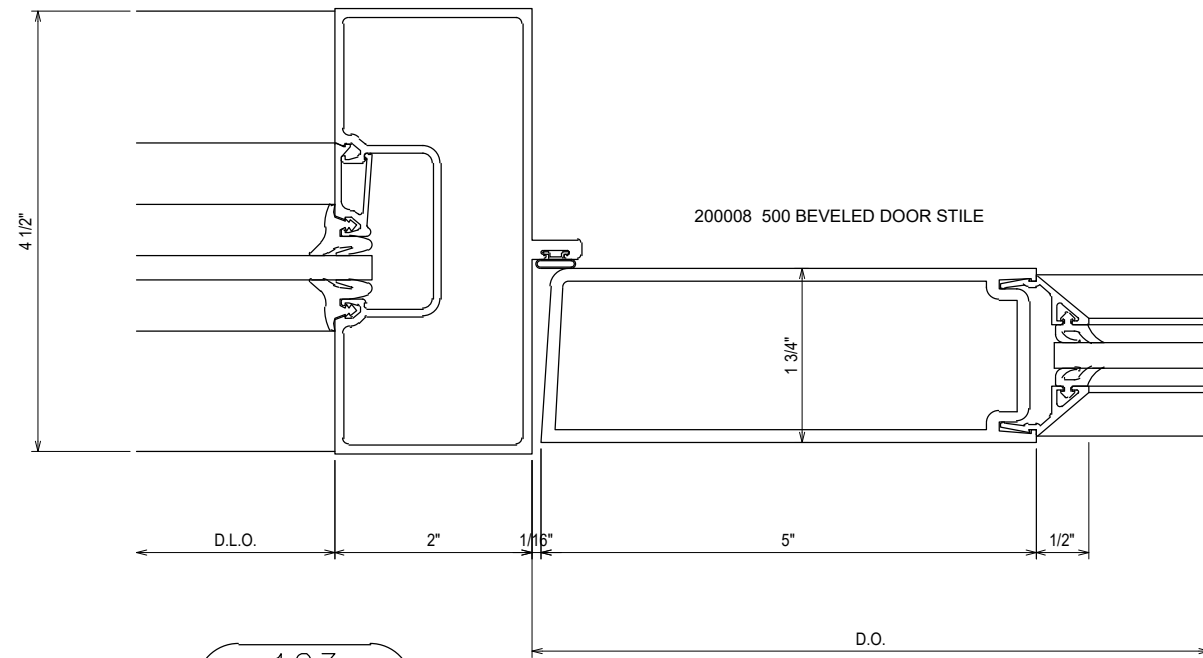
CLAYTON COMMERCIAL GLAZING  
 3210 US HIGHWAY 70W  
 SMITHFIELD, NC 27577  
 P: 919.550.4024

PROJECT:	MOORE COUNTY COURTHOUSE
LOCATION:	CARTHAGE, NC

DRAWN BY:	DATE:
RA	08.31.21
CHECKED BY:	DATE:
WS	08.31.21
JOB NO.:	

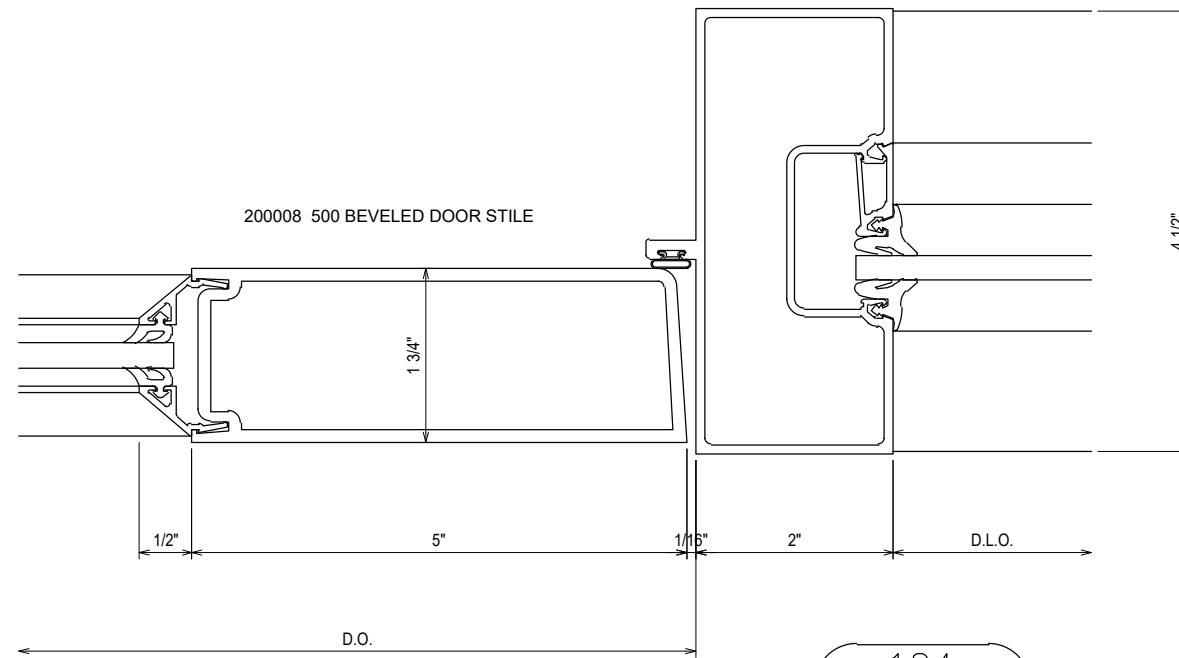
3.65

451VG029 1/4" ADAPTER  
451501 S/A DOOR JAMB  
WITH WEATHERING



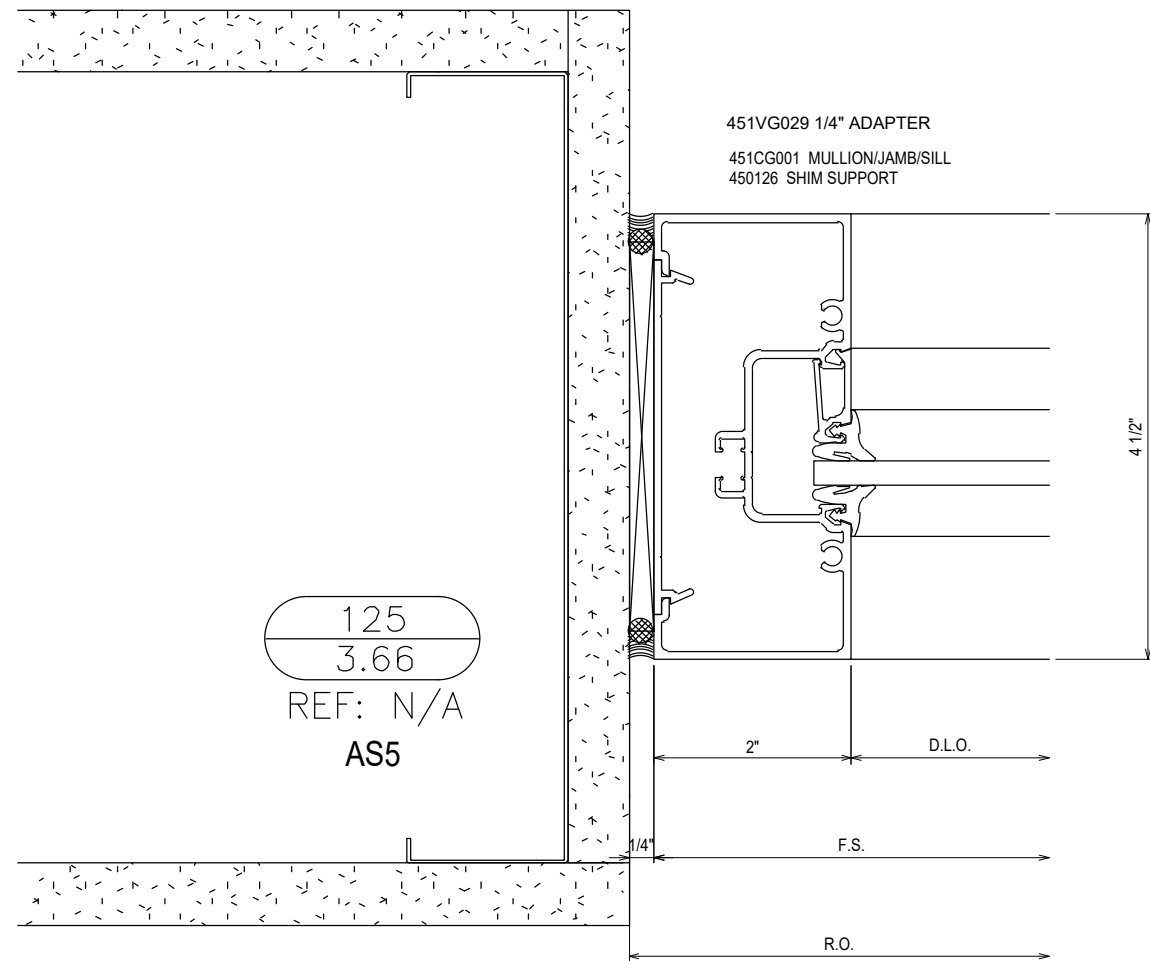
123  
3.66  
REF: N/A  
AS5

451VG029 1/4" ADAPTER  
451501 S/A DOOR JAMB  
WITH WEATHERING



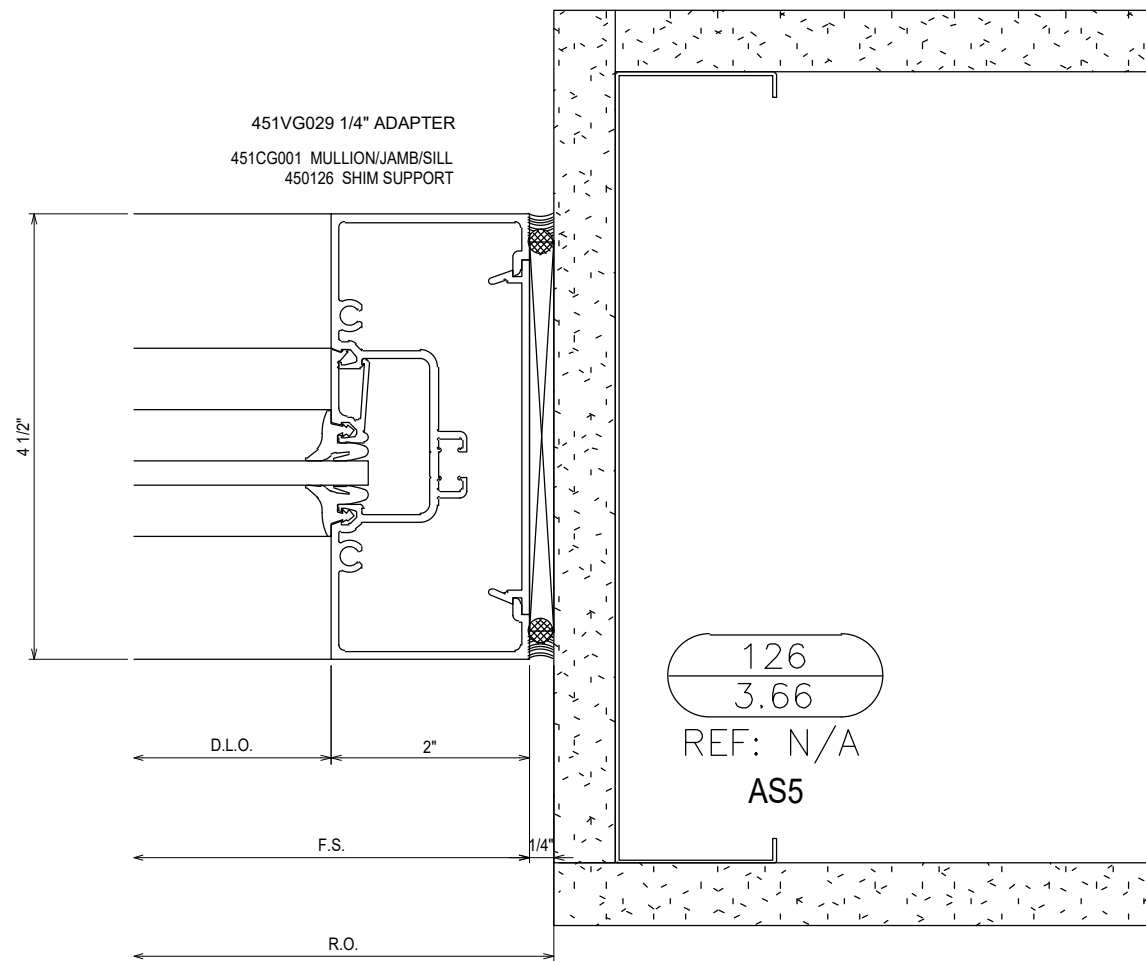
124  
3.66  
REF: N/A  
AS5

451VG029 1/4" ADAPTER  
451CG001 MULLION/JAMB/SILL  
450126 SHIM SUPPORT



125  
3.66  
REF: N/A  
AS5

451VG029 1/4" ADAPTER  
451CG001 MULLION/JAMB/SILL  
450126 SHIM SUPPORT



126  
3.66  
REF: N/A  
AS5

NO	DESCRIPTION	DATE
1ST	SUBMISSION	08.31.21
	DRAWING	SUBMISSION

CLAYTON COMMERCIAL GLAZING  
3210 US HIGHWAY 70W  
SMITHFIELD, NC 27577  
P: 919.550.4024

PROJECT: MOORE COUNTY COURTHOUSE  
LOCATION: CARTHAGE, NC

DRAWN BY:	DATE:
RA	08.31.21
CHECKED BY:	DATE:
WS	08.31.21
JOB NO.:	