

TROPICAL FORD ONE LLC

EMPLOYEE PAYROLL SET-UP FORM

STORE: _____

NAME: _____

ADDRESS: _____

SOCIAL# _____

EXEMPTIONS: _____

POSITION: _____

PAYRATE: _____

DEDUCTIONS: _____



Tropical Ford One LLC, & Subsidiaries

New Hire Check List

Name: _____ Location: _____

- _____ Employee Payroll set up form sent to office
- _____ Employment Application
- _____ I9 FORM (2Pages) & (Two) forms of Identification
- _____ W4 (2017) IRS & MI W4Michigan
- _____ New Hire Shirt Request (Shirt Info, Size & Quantity)
- _____ Direct Deposit Form
- _____ Drug & Alcohol Screen Consent Form
- _____ At-Will Employment Agreement Form
- _____ Food Employment Reporting Agreement
- _____ 8850 Form - Pre-Screen and Certification Request for the Work Opportunity Credit

Position: _____ Availability: Full time _____ Part time _____
 Tuesday _____ Wednesday _____ Thursday _____ Monday _____
 Friday _____ Saturday _____ Sunday _____

 (Company Representative) (Date)



Employment Eligibility Verification
Department of Homeland Security
U.S. Citizenship and Immigration Services

USCIS
Form I-9
OMB No. 1615-0047
Expires 08/31/2019

► **START HERE:** Read instructions carefully before completing this form. The instructions must be available, either in paper or electronically, during completion of this form. Employers are liable for errors in the completion of this form.

ANTI-DISCRIMINATION NOTICE: It is illegal to discriminate against work-authorized individuals. Employers **CANNOT** specify which document(s) an employee may present to establish employment authorization and identity. The refusal to hire or continue to employ an individual because the documentation presented has a future expiration date may also constitute illegal discrimination.

Section 1. Employee Information and Attestation (*Employees must complete and sign Section 1 of Form I-9 no later than the first day of employment, but not before accepting a job offer.*)

Last Name (Family Name)		First Name (Given Name)		Middle Initial	Other Last Names Used (if any)	
Address (Street Number and Name)			Apt. Number	City or Town		State ZIP Code
Date of Birth (mm/dd/yyyy)	U.S. Social Security Number [][] - [][] - [][][][]		Employee's E-mail Address		Employee's Telephone Number	

I am aware that federal law provides for imprisonment and/or fines for false statements or use of false documents in connection with the completion of this form.

I attest, under penalty of perjury, that I am (check one of the following boxes):

<input type="checkbox"/> 1. A citizen of the United States
<input type="checkbox"/> 2. A noncitizen national of the United States (<i>See instructions</i>)
<input type="checkbox"/> 3. A lawful permanent resident (Alien Registration Number/USCIS Number): _____
<input type="checkbox"/> 4. An alien authorized to work until (expiration date, if applicable, mm/dd/yyyy): _____ Some aliens may write "N/A" in the expiration date field. (<i>See instructions</i>) <i>Aliens authorized to work must provide only one of the following document numbers to complete Form I-9: An Alien Registration Number/USCIS Number OR Form I-94 Admission Number OR Foreign Passport Number.</i> 1. Alien Registration Number/USCIS Number: _____ OR 2. Form I-94 Admission Number: _____ OR 3. Foreign Passport Number: _____ Country of Issuance: _____
QR Code - Section 1 Do Not Write In This Space

Signature of Employee	Today's Date (mm/dd/yyyy)
-----------------------	---------------------------

Preparer and/or Translator Certification (check one):
☐ I did not use a preparer or translator. ☐ A preparer(s) and/or translator(s) assisted the employee in completing Section 1.
(Fields below must be completed and signed when preparers and/or translators assist an employee in completing Section 1.)

I attest, under penalty of perjury, that I have assisted in the completion of Section 1 of this form and that to the best of my knowledge the information is true and correct.

Signature of Preparer or Translator		Today's Date (mm/dd/yyyy)	
Last Name (Family Name)		First Name (Given Name)	
Address (Street Number and Name)		City or Town	State ZIP Code



Employer Completes Next Page





Employment Eligibility Verification
Department of Homeland Security
U.S. Citizenship and Immigration Services

USCIS
Form I-9
OMB No. 1615-0047
Expires 08/31/2019

Section 2. Employer or Authorized Representative Review and Verification

(Employers or their authorized representative must complete and sign Section 2 within 3 business days of the employee's first day of employment. You must physically examine one document from List A OR a combination of one document from List B and one document from List C as listed on the "Lists of Acceptable Documents.")

Employee Info from Section 1	Last Name (Family Name)	First Name (Given Name)	M.I.	Citizenship/Immigration Status
------------------------------	-------------------------	-------------------------	------	--------------------------------

List A Identity and Employment Authorization	OR	List B Identity	AND	List C Employment Authorization
Document Title		Document Title		Document Title
Issuing Authority		Issuing Authority		Issuing Authority
Document Number		Document Number		Document Number
Expiration Date (if any)(mm/dd/yyyy)		Expiration Date (if any)(mm/dd/yyyy)		Expiration Date (if any)(mm/dd/yyyy)
Document Title		<div>Additional Information</div> <div>QR Code - Sections 2 & 3 Do Not Write In This Space</div>		
Issuing Authority				
Document Number				
Expiration Date (if any)(mm/dd/yyyy)				
Document Title				
Issuing Authority				
Document Number				
Expiration Date (if any)(mm/dd/yyyy)				

Certification: I attest, under penalty of perjury, that (1) I have examined the document(s) presented by the above-named employee, (2) the above-listed document(s) appear to be genuine and to relate to the employee named, and (3) to the best of my knowledge the employee is authorized to work in the United States.

The employee's first day of employment (mm/dd/yyyy): _____ (See instructions for exemptions)

Signature of Employer or Authorized Representative	Today's Date (mm/dd/yyyy)	Title of Employer or Authorized Representative		
Last Name of Employer or Authorized Representative	First Name of Employer or Authorized Representative	Employer's Business or Organization Name		
Employer's Business or Organization Address (Street Number and Name)		City or Town	State	ZIP Code

Section 3. Reverification and Rehires (To be completed and signed by employer or authorized representative.)

A. New Name (if applicable)			B. Date of Rehire (if applicable)
Last Name (Family Name)	First Name (Given Name)	Middle Initial	Date (mm/dd/yyyy)

C. If the employee's previous grant of employment authorization has expired, provide the information for the document or receipt that establishes continuing employment authorization in the space provided below.

Document Title	Document Number	Expiration Date (if any) (mm/dd/yyyy)
----------------	-----------------	---------------------------------------

I attest, under penalty of perjury, that to the best of my knowledge, this employee is authorized to work in the United States, and if the employee presented document(s), the document(s) I have examined appear to be genuine and to relate to the individual.

Signature of Employer or Authorized Representative	Today's Date (mm/dd/yyyy)	Name of Employer or Authorized Representative
----------------------------------------------------	---------------------------	-----------------------------------------------

LISTS OF ACCEPTABLE DOCUMENTS

All documents must be UNEXPIRED



Employees may present one selection from List A
or a combination of one selection from List B and one selection from List C.

LIST A Documents that Establish Both Identity and Employment Authorization	OR	LIST B Documents that Establish Identity	AND	LIST C Documents that Establish Employment Authorization
1. U.S. Passport or U.S. Passport Card		1. Driver's license or ID card issued by a State or outlying possession of the United States provided it contains a photograph or information such as name, date of birth, gender, height, eye color, and address		1. A Social Security Account Number card, unless the card includes one of the following restrictions: (1) NOT VALID FOR EMPLOYMENT (2) VALID FOR WORK ONLY WITH INS AUTHORIZATION (3) VALID FOR WORK ONLY WITH DHS AUTHORIZATION
2. Permanent Resident Card or Alien Registration Receipt Card (Form I-551)		2. ID card issued by federal, state or local government agencies or entities, provided it contains a photograph or information such as name, date of birth, gender, height, eye color, and address		2. Certification of report of birth issued by the Department of State (Forms DS-1350, FS-545, FS-240)
3. Foreign passport that contains a temporary I-551 stamp or temporary I-551 printed notation on a machine-readable immigrant visa		3. School ID card with a photograph		3. Original or certified copy of birth certificate issued by a State, county, municipal authority, or territory of the United States bearing an official seal
4. Employment Authorization Document that contains a photograph (Form I-766)		4. Voter's registration card		4. Native American tribal document
5. For a nonimmigrant alien authorized to work for a specific employer because of his or her status: a. Foreign passport; and b. Form I-94 or Form I-94A that has the following: (1) The same name as the passport; and (2) An endorsement of the alien's nonimmigrant status as long as that period of endorsement has not yet expired and the proposed employment is not in conflict with any restrictions or limitations identified on the form.		5. U.S. Military card or draft record		5. U.S. Citizen ID Card (Form I-197)
		6. Military dependent's ID card		6. Identification Card for Use of Resident Citizen in the United States (Form I-179)
		7. U.S. Coast Guard Merchant Mariner Card		7. Employment authorization document issued by the Department of Homeland Security
		8. Native American tribal document		
		9. Driver's license issued by a Canadian government authority		
		For persons under age 18 who are unable to present a document listed above:		
		10. School record or report card		
		11. Clinic, doctor, or hospital record		
		12. Day-care or nursery school record		


Examples of many of these documents appear in Part 13 of the Handbook for Employers (M-274).

Refer to the instructions for more information about acceptable receipts.

2 Pieces of ID for I9

A large, empty rectangular box with a black border, intended for providing two pieces of identification for I-9 verification.A large, empty rectangular box with a black border, intended for providing two pieces of identification for I-9 verification.

Insurance If Driver

A small, empty rectangular box with a black border, intended for providing insurance information if the individual is a driver.

Form **W-4**

Department of the Treasury
Internal Revenue Service

Employee's Withholding Certificate

OMB No. 1545-0074

▶ **Complete Form W-4 so that your employer can withhold the correct federal income tax from your pay.**
▶ **Give Form W-4 to your employer.**
▶ **Your withholding is subject to review by the IRS.**

2020

Step 1: Enter Personal Information	(a) First name and middle initial	Last name	(b) Social security number
	Address		▶ Does your name match the name on your social security card? If not, to ensure you get credit for your earnings, contact SSA at 800-772-1213 or go to www.ssa.gov .
	City or town, state, and ZIP code		
	(c) <input type="checkbox"/> Single or Married filing separately <input type="checkbox"/> Married filing jointly (or Qualifying widow(er)) <input type="checkbox"/> Head of household (Check only if you're unmarried and pay more than half the costs of keeping up a home for yourself and a qualifying individual.)		

Complete Steps 2–4 ONLY if they apply to you; otherwise, skip to Step 5. See page 2 for more information on each step, who can claim exemption from withholding, when to use the online estimator, and privacy.

Step 2:
Multiple Jobs or Spouse Works

Complete this step if you (1) hold more than one job at a time, or (2) are married filing jointly and your spouse also works. The correct amount of withholding depends on income earned from all of these jobs.

Do **only one** of the following.

(a) Use the estimator at www.irs.gov/W4App for most accurate withholding for this step (and Steps 3–4); or

(b) Use the Multiple Jobs Worksheet on page 3 and enter the result in Step 4(c) below for roughly accurate withholding; or

(c) If there are only two jobs total, you may check this box. Do the same on Form W-4 for the other job. This option is accurate for jobs with similar pay; otherwise, more tax than necessary may be withheld ☐

TIP: To be accurate, submit a 2020 Form W-4 for all other jobs. If you (or your spouse) have self-employment income, including as an independent contractor, use the estimator.

Complete Steps 3–4(b) on Form W-4 for only ONE of these jobs. Leave those steps blank for the other jobs. (Your withholding will be most accurate if you complete Steps 3–4(b) on the Form W-4 for the highest paying job.)

Step 3: Claim Dependents	If your income will be \$200,000 or less (\$400,000 or less if married filing jointly):		
	Multiply the number of qualifying children under age 17 by \$2,000 ▶ \$		
	Multiply the number of other dependents by \$500 ▶ \$		
	Add the amounts above and enter the total here	3	\$
Step 4 (optional): Other Adjustments	(a) Other income (not from jobs). If you want tax withheld for other income you expect this year that won't have withholding, enter the amount of other income here. This may include interest, dividends, and retirement income	4(a)	\$
	(b) Deductions. If you expect to claim deductions other than the standard deduction and want to reduce your withholding, use the Deductions Worksheet on page 3 and enter the result here	4(b)	\$
	(c) Extra withholding. Enter any additional tax you want withheld each pay period .	4(c)	\$

Step 5: Sign Here	Under penalties of perjury, I declare that this certificate, to the best of my knowledge and belief, is true, correct, and complete.		
	▶ Employee's signature (This form is not valid unless you sign it.)		▶ Date
Employers Only	Employer's name and address	First date of employment	Employer identification number (EIN)

General Instructions

Future Developments

For the latest information about developments related to Form W-4, such as legislation enacted after it was published, go to www.irs.gov/FormW4.

Purpose of Form

Complete Form W-4 so that your employer can withhold the correct federal income tax from your pay. If too little is withheld, you will generally owe tax when you file your tax return and may owe a penalty. If too much is withheld, you will generally be due a refund. Complete a new Form W-4 when changes to your personal or financial situation would change the entries on the form. For more information on withholding and when you must furnish a new Form W-4, see Pub. 505.

Exemption from withholding. You may claim exemption from withholding for 2020 if you meet both of the following conditions: you had no federal income tax liability in 2019 and you expect to have no federal income tax liability in 2020. You had no federal income tax liability in 2019 if (1) your total tax on line 16 on your 2019 Form 1040 or 1040-SR is zero (or less than the sum of lines 18a, 18b, and 18c), or (2) you were not required to file a return because your income was below the filing threshold for your correct filing status. If you claim exemption, you will have no income tax withheld from your paycheck and may owe taxes and penalties when you file your 2020 tax return. To claim exemption from withholding, certify that you meet both of the conditions above by writing "Exempt" on Form W-4 in the space below Step 4(c). Then, complete Steps 1a, 1b, and 5. Do not complete any other steps. You will need to submit a new Form W-4 by February 16, 2021.

Your privacy. If you prefer to limit information provided in Steps 2 through 4, use the online estimator, which will also increase accuracy.

As an alternative to the estimator: if you have concerns with Step 2(c), you may choose Step 2(b); if you have concerns with Step 4(a), you may enter an additional amount you want withheld per pay period in Step 4(c). If this is the only job in your household, you may instead check the box in Step 2(c), which will increase your withholding and significantly reduce your paycheck (often by thousands of dollars over the year).

When to use the estimator. Consider using the estimator at www.irs.gov/W4App if you:

1. Expect to work only part of the year;
2. Have dividend or capital gain income, or are subject to additional taxes, such as the additional Medicare tax;
3. Have self-employment income (see below); or
4. Prefer the most accurate withholding for multiple job situations.

Self-employment. Generally, you will owe both income and self-employment taxes on any self-employment income you receive separate from the wages you receive as an employee. If you want to pay these taxes through withholding from your wages, use the estimator at www.irs.gov/W4App to figure the amount to have withheld.

Nonresident alien. If you're a nonresident alien, see Notice 1392, Supplemental Form W-4 Instructions for Nonresident Aliens, before completing this form.

Specific Instructions

Step 1(c). Check your anticipated filing status. This will determine the standard deduction and tax rates used to compute your withholding.

Step 2. Use this step if you (1) have more than one job at the same time, or (2) are married filing jointly and you and your spouse both work.

Option (a) most accurately calculates the additional tax you need to have withheld, while option (b) does so with a little less accuracy.

If you (and your spouse) have a total of only two jobs, you may instead check the box in option (c). The box must also be checked on the Form W-4 for the other job. If the box is checked, the standard deduction and tax brackets will be cut in half for each job to calculate withholding. This option is roughly accurate for jobs with similar pay; otherwise, more tax than necessary may be withheld, and this extra amount will be larger the greater the difference in pay is between the two jobs.



Multiple jobs. Complete Steps 3 through 4(b) on only one Form W-4. Withholding will be most accurate if you do this on the Form W-4 for the highest paying job.

Step 3. Step 3 of Form W-4 provides instructions for determining the amount of the child tax credit and the credit for other dependents that you may be able to claim when you file your tax return. To qualify for the child tax credit, the child must be under age 17 as of December 31, must be your dependent who generally lives with you for more than half the year, and must have the required social security number. You may be able to claim a credit for other dependents for whom a child tax credit can't be claimed, such as an older child or a qualifying relative. For additional eligibility requirements for these credits, see Pub. 972, Child Tax Credit and Credit for Other Dependents. You can also include **other tax credits** in this step, such as education tax credits and the foreign tax credit. To do so, add an estimate of the amount for the year to your credits for dependents and enter the total amount in Step 3. Including these credits will increase your paycheck and reduce the amount of any refund you may receive when you file your tax return.

Step 4 (optional).

Step 4(a). Enter in this step the total of your other estimated income for the year, if any. You shouldn't include income from any jobs or self-employment. If you complete Step 4(a), you likely won't have to make estimated tax payments for that income. If you prefer to pay estimated tax rather than having tax on other income withheld from your paycheck, see Form 1040-ES, Estimated Tax for Individuals.

Step 4(b). Enter in this step the amount from the Deductions Worksheet, line 5, if you expect to claim deductions other than the basic standard deduction on your 2020 tax return and want to reduce your withholding to account for these deductions. This includes both itemized deductions and other deductions such as for student loan interest and IRAs.

Step 4(c). Enter in this step any additional tax you want withheld from your pay **each pay period**, including any amounts from the Multiple Jobs Worksheet, line 4. Entering an amount here will reduce your paycheck and will either increase your refund or reduce any amount of tax that you owe.

Step 2(b)—Multiple Jobs Worksheet (Keep for your records.)

If you choose the option in Step 2(b) on Form W-4, complete this worksheet (which calculates the total extra tax for all jobs) on **only ONE** Form W-4. Withholding will be most accurate if you complete the worksheet and enter the result on the Form W-4 for the highest paying job.

Note: If more than one job has annual wages of more than \$120,000 or there are more than three jobs, see Pub. 505 for additional tables; or, you can use the online withholding estimator at www.irs.gov/W4App.

- 1 Two jobs.** If you have two jobs or you're married filing jointly and you and your spouse each have one job, find the amount from the appropriate table on page 4. Using the "Higher Paying Job" row and the "Lower Paying Job" column, find the value at the intersection of the two household salaries and enter that value on line 1. Then, **skip** to line 3 **1** \$ _____
- 2 Three jobs.** If you and/or your spouse have three jobs at the same time, complete lines 2a, 2b, and 2c below. Otherwise, skip to line 3.
 - a** Find the amount from the appropriate table on page 4 using the annual wages from the highest paying job in the "Higher Paying Job" row and the annual wages for your next highest paying job in the "Lower Paying Job" column. Find the value at the intersection of the two household salaries and enter that value on line 2a **2a** \$ _____
 - b** Add the annual wages of the two highest paying jobs from line 2a together and use the total as the wages in the "Higher Paying Job" row and use the annual wages for your third job in the "Lower Paying Job" column to find the amount from the appropriate table on page 4 and enter this amount on line 2b **2b** \$ _____
 - c** Add the amounts from lines 2a and 2b and enter the result on line 2c **2c** \$ _____
- 3** Enter the number of pay periods per year for the highest paying job. For example, if that job pays weekly, enter 52; if it pays every other week, enter 26; if it pays monthly, enter 12, etc. **3** _____
- 4 Divide** the annual amount on line 1 or line 2c by the number of pay periods on line 3. Enter this amount here and in **Step 4(c)** of Form W-4 for the highest paying job (along with any other additional amount you want withheld) **4** \$ _____

Step 4(b)—Deductions Worksheet (Keep for your records.)

- 1** Enter an estimate of your 2020 itemized deductions (from Schedule A (Form 1040 or 1040-SR)). Such deductions may include qualifying home mortgage interest, charitable contributions, state and local taxes (up to \$10,000), and medical expenses in excess of 10% of your income **1** \$ _____
- 2** Enter: $\left\{ \begin{array}{l} \bullet \$24,800 \text{ if you're married filing jointly or qualifying widow(er)} \\ \bullet \$18,650 \text{ if you're head of household} \\ \bullet \$12,400 \text{ if you're single or married filing separately} \end{array} \right\}$ **2** \$ _____
- 3** If line 1 is greater than line 2, subtract line 2 from line 1. If line 2 is greater than line 1, enter "-0-" **3** \$ _____
- 4** Enter an estimate of your student loan interest, deductible IRA contributions, and certain other adjustments (from Schedule 1 (Form 1040 or 1040-SR)). See Pub. 505 for more information **4** \$ _____
- 5 Add** lines 3 and 4. Enter the result here and in **Step 4(b)** of Form W-4 **5** \$ _____

Privacy Act and Paperwork Reduction Act Notice. We ask for the information on this form to carry out the Internal Revenue laws of the United States. Internal Revenue Code sections 3402(f)(2) and 6109 and their regulations require you to provide this information; your employer uses it to determine your federal income tax withholding. Failure to provide a properly completed form will result in your being treated as a single person with no other entries on the form; providing fraudulent information may subject you to penalties. Routine uses of this information include giving it to the Department of Justice for civil and criminal litigation; to cities, states, the District of Columbia, and U.S. commonwealths and possessions for use in administering their tax laws; and to the Department of Health and Human Services for use in the National Directory of New Hires. We may also disclose this information to other countries under a tax treaty, to federal and state agencies to enforce federal nontax criminal laws, or to federal law enforcement and intelligence agencies to combat terrorism.

You are not required to provide the information requested on a form that is subject to the Paperwork Reduction Act unless the form displays a valid OMB control number. Books or records relating to a form or its instructions must be retained as long as their contents may become material in the administration of any Internal Revenue law. Generally, tax returns and return information are confidential, as required by Code section 6103.

The average time and expenses required to complete and file this form will vary depending on individual circumstances. For estimated averages, see the instructions for your income tax return.

If you have suggestions for making this form simpler, we would be happy to hear from you. See the instructions for your income tax return.

MI-W4

(Rev. 9-08)

This certificate is for Michigan income tax withholding purposes only. You must file a revised form within 10 days if your exemptions decrease or your residency status changes from nonresident to resident. Read Instructions below before completing this form.

Issued under P.A. 281 of 1967.

1. Social Security Number		2. Date of Birth	
3. Type or Print Your First Name, Middle Initial and Last Name		4. Driver License Number	
Home Address (No., Street, P.O. Box or Rural Route)		5. Are you a new employee?	
City or Town		<input type="checkbox"/> Yes If Yes, enter date of hire <input type="checkbox"/> No	
State		ZIP Code	
6. Enter the number of personal and dependent exemptions you are claiming		6. <input type="text"/>	
7. Additional amount you want deducted from each pay (if employer agrees)		7. \$ <input type="text"/> .00	
8. I claim exemption from withholding because (does not apply to nonresident members of flow-through entities - see instructions):			
a. <input type="checkbox"/> A Michigan income tax liability is not expected this year.			
b. <input type="checkbox"/> Wages are exempt from withholding. Explain: <input type="text"/>			
c. <input type="checkbox"/> Permanent home (domicile) is located in the following Renaissance Zone: <input type="text"/>			
EMPLOYEE: If you fail or refuse to file this form, your employer must withhold Michigan income tax from your wages without allowance for any exemptions. Keep a copy of this form for your records.		Under penalty of perjury, I certify that the number of withholding exemptions claimed on this certificate does not exceed the number to which I am entitled. If claiming exemption from withholding, I certify that I anticipate that I will not incur a Michigan income tax liability for this year.	
9. Employee's Signature		Date	
INSTRUCTIONS TO EMPLOYER: Employers must report all new hires to the State of Michigan. Keep a copy of this certificate with your records. If the employee claims 10 or more personal and dependent exemptions or claims a status exempting the employee from withholding, you must file their original MI-W4 form with the Michigan Department of Treasury, Mail to: New Hire Operations Center, P.O. Box 85010, Lansing, MI 48908-5010.			
Employer: Complete lines 10 and 11 before sending to the Michigan Department of Treasury. 10. Employer's Name, Address, Phone No. and Name of Contact Person			
11. Federal Employer Identification Number <input type="text"/>			

INSTRUCTIONS TO EMPLOYEE

You must submit a Michigan withholding exemption certificate (form MI-W4) to your employer on or before the date that employment begins. If you fail or refuse to submit this certificate, your employer must withhold tax from your compensation without allowance for any exemptions. Your employer is required to notify the Michigan Department of Treasury if you have claimed 10 or more personal and dependent exemptions or claimed a status which exempts you from withholding.

You MUST file a new MI-W4 within 10 days if your residency status changes or if your exemptions decrease because: a) your spouse, for whom you have been claiming an exemption, is divorced or legally separated from you or claims his/her own exemption(s) on a separate certificate, or b) a dependent must be dropped for federal purposes.

Line 5: If you check "Yes," enter your date of hire (mo/day/year).

Line 6: Personal and dependent exemptions. The total number of exemptions you claim on the MI-W4 may not exceed the number of exemptions you are entitled to claim when you file your Michigan individual income tax return.

If you are married and you and your spouse are both employed, you both may not claim the same exemptions with each of your employers.

If you hold more than one job, you may not claim the same exemptions with more than one employer. If you claim the same exemptions at more than one job, your tax will be under withheld.

Line 7: You may designate additional withholding if you expect to owe more than the amount withheld.

Line 8: You may claim exemption from Michigan income tax withholding ONLY if you do not anticipate a Michigan income tax liability for the current year because all of the following exist: a) your employment is less than full time, b) your personal and dependent exemption allowance exceeds your annual compensation, c) you claimed exemption from federal withholding, d) you did not incur a Michigan income tax liability for the previous year. You may also claim exemption if your permanent home (domicile) is located in a Renaissance Zone. Members of flow-through entities may not claim exemption from nonresident flow-through withholding. For more information on Renaissance Zones call the Michigan Tele-Help System, 1-800-827-4000. Full-time students that do not satisfy all of the above requirements cannot claim exempt status.

Web Site

Visit the Treasury Web site at:
www.michigan.gov/business-tax

Tropical Ford One LLC & Subsidiaries

EMPLOYEE DRUG AND ALCOHOL SCREEN CONSENT FORM

I, _____, hereby understand that, as a condition of my employment, I may be subject to drug and/or alcohol testing for any of the following reasons:

- For Cause or Suspicion · Random · Promotion and/or Job Transition
- Pre-employment · Post-Hire · Post-Accident

I understand that when I am requested to produce a specimen for drug and/or alcohol testing, I must comply immediately. I also understand that a positive drug or alcohol test or that my refusal to produce a specimen upon request can be cause for termination. I further understand that the illegal use, sale, possession, or distribution of drugs or alcohol, as well as any illegally obtained prescription medication, is a violation of company policy and is cause for immediate termination.

I understand and accept the terms of this agreement as a condition of my employment.

_____(Employee Initials)

RELEASE OF CRIMINAL RECORDS

I, the undersigned, do hereby authorize the above company to examine any and all criminal records and arrests on file in the counties in the State of Georgia or any other state. In doing so, I understand that I am waiving my right of confidentiality concerning my criminal history. I also hereby release any parties concerned from any actions whatsoever, arising out of or relating to the release of the requested information.

At this time, would your Criminal / Background History Report show any derogatory information at all?

(Circle One.) Yes No

Answering "yes" will not automatically disqualify you from employment consideration. If yes, please explain in detail.

Signature

Date

Tropical Ford One LLC & Subsidiaries

"AT WILL POLICY" EMPLOYMENT AGREEMENT

This is an "At Will" employment agreement ("Agreement") between Tropical Ford One LLC & *Subsidiaries* ("Employer") and _____ ("Employee"). In consideration of the mutual promises set forth herein, the parties agree as follows:

Your employment with Tropical Ford One LLC & Subsidiaries is on an "at-will" basis. This means your employment may be terminated at any time, with or without notice and with or without cause. Likewise, we respect your right to leave the company at any time, with or without notice and with or without cause.

Nothing in Employer's policies, actions, or this document shall be construed to be understood as creating guaranteed or continued employment, a right to termination only "for cause", or of any other guarantee of continued benefits. Any promises creating guaranteed or continued employment, a right to termination only "for cause", or of any other guarantee of continued benefits must be specifically in writing by an agent of Tropical Ford One LLC & Subsidiaries who is authorized to do so.

I acknowledge and understand the "at-will" nature of my relationship with Tropical Ford One LLC & Subsidiaries.

Employee Signature

Employee Printed Name

Date

FORM
1

Applicant and Food Employee Interview

Preventing Transmission of Diseases through Food by Infected Food
Employees with Emphasis on illness due to *Salmonella Typhi*, *Shigella* spp.,
Escherichia coli O157:H7, and Hepatitis A Virus

The purpose of this form is to ensure that Applicants to whom a conditional offer of employment has been made and Food Employees advise the Person in Charge of past and current conditions described so that the Person in Charge can take appropriate steps to preclude the transmission of foodborne illness.

Applicant or Employee name (print) _____

Address _____

Telephone Daytime: _____ Evening: _____

TODAY:

Are you suffering from any of the following:

1. Symptoms

Diarrhea?

YES/NO

Fever?

YES/NO

Vomiting?

YES/NO

Jaundice?

YES/NO

Sore throat with fever?

YES/NO

2. Lesions containing pus on the hand, wrist or an exposed body part?

(such as boils and infected wounds, however small)

YES/NO

PAST:

Have you ever been diagnosed as being ill with typhoid fever (*Salmonella Typhi*), shigellosis (*Shigella* spp.), *Escherichia coli* O157:H7 infection (*E. coli* O157:H7), or hepatitis A (hepatitis A virus)? YES/NO
If you have, what was the date of the diagnosis? _____

HIGH-RISK CONDITIONS

1. Have you been exposed to or suspected of causing a confirmed outbreak of typhoid fever, shigellosis, *E. coli* O157:H7 infection, or hepatitis A? YES/NO

2. Do you live in the same household as a person diagnosed with typhoid fever, shigellosis, hepatitis A, or illness due to *E. coli* O157:H7? YES/NO

3. Do you have a household member attending or working in a setting where there is a confirmed outbreak of typhoid fever, shigellosis, *E. coli* O157:H7 infection, or hepatitis A? YES/NO

Name, Address, and Telephone Number of your Doctor:

Name _____

Address _____

Telephone - Daytime _____ Evening _____

Signature of Applicant or Food Employee _____ Date _____

Signature of Permit Holder's Representative _____ Date _____

**Pre-Screening Notice and Certification Request for
the Work Opportunity Credit**

OMB No. 1545-1500

Information about Form 8850 and its separate instructions is at www.irs.gov/form8850.

Job applicant: Fill in the lines below and check any boxes that apply. Complete only this side.

Your name _____ Social security number ► _____

Street address where you live _____

City or town, state, and ZIP code _____

County _____ Telephone number _____

If you are under age 40, enter your date of birth (month, day, year) _____

- 1 ☐ Check here if you received a conditional certification from the state workforce agency (SWA) or a participating local agency for the work opportunity credit.
- 2 ☐ Check here if any of the following statements apply to you.
- I am a member of a family that has received assistance from Temporary Assistance for Needy Families (TANF) for any 9 months during the past 18 months.
 - I am a veteran and a member of a family that received Supplemental Nutrition Assistance Program (SNAP) benefits (food stamps) for at least a 3-month period during the past 15 months.
 - I was referred here by a rehabilitation agency approved by the state, an employment network under the Ticket to Work program, or the Department of Veterans Affairs.
 - I am at least age 18 but not age 40 or older and I am a member of a family that:
 - a. Received SNAP benefits (food stamps) for the past 6 months; or
 - b. Received SNAP benefits (food stamps) for at least 3 of the past 5 months, but is no longer eligible to receive them.
 - During the past year, I was convicted of a felony or released from prison for a felony.
 - I received supplemental security income (SSI) benefits for any month ending during the past 60 days.
 - I am a veteran and I was unemployed for a period or periods totalling at least 4 weeks but less than 6 months during the past year.
- 3 ☐ Check here if you are a veteran and you were unemployed for a period or periods totalling at least 6 months during the past year.
- 4 ☐ Check here if you are a veteran entitled to compensation for a service-connected disability and you were discharged or released from active duty in the U.S. Armed Forces during the past year.
- 5 ☐ Check here if you are a veteran entitled to compensation for a service-connected disability and you were unemployed for a period or periods totalling at least 6 months during the past year.
- 6 ☐ Check here if you are a member of a family that:
- Received TANF payments for at least the past 18 months; or
 - Received TANF payments for any 18 months beginning after August 5, 1997, and the earliest 18-month period beginning after August 5, 1997, ended during the past 2 years; or
 - Stopped being eligible for TANF payments during the past 2 years because federal or state law limited the maximum time those payments could be made.
- 7 ☐ Check here if you are in a period of unemployment that is at least 27 consecutive weeks and for all or part of that period you received unemployment compensation.

Signature—All Applicants Must Sign

Under penalties of perjury, I declare that I gave the above information to the employer on or before the day I was offered a job, and it is, to the best of my knowledge, true, correct, and complete.

Job applicant's signature ► _____

Date _____

For Privacy Act and Paperwork Reduction Act Notice, see page 2.

Cat. No. 22851L

Form 8850 (Rev. 3-2016)

For Employer's Use Only

Employer's name _____ Telephone no. _____ EIN ▶ _____

Street address _____

City or town, state, and ZIP code _____

Person to contact, if different from above _____ Telephone no. _____

Street address _____

City or town, state, and ZIP code _____

If, based on the individual's age and home address, he or she is a member of group 4 or 6 (as described under *Members of Targeted Groups* in the separate instructions), enter that group number (4 or 6) ▶ _____

Date applicant:

Gave information _____ Was offered job _____ Was hired _____ Started job _____

Under penalties of perjury, I declare that the applicant provided the information on this form on or before the day a job was offered to the applicant and that the information I have furnished is, to the best of my knowledge, true, correct, and complete. Based on the information the job applicant furnished on page 1, I believe the individual is a member of a targeted group. I hereby request a certification that the individual is a member of a targeted group.

Employer's signature ▶

Title

Date

Privacy Act and Paperwork Reduction Act Notice

Section references are to the Internal Revenue Code.

Section 51(d)(13) permits a prospective employer to request the applicant to complete this form and give it to the prospective employer. The information will be used by the employer to complete the employer's federal tax return. Completion of this form is voluntary and may assist members of targeted groups in securing employment. Routine uses of this form include giving it to the state workforce agency (SWA), which will contact appropriate sources to confirm that the applicant is a member of a targeted group. This form may also be given to the Internal Revenue Service for administration of the Internal Revenue laws, to the Department of Justice for civil and

criminal litigation, to the Department of Labor for oversight of the certifications performed by the SWA, and to cities, states, and the District of Columbia for use in administering their tax laws. We may also disclose this information to other countries under a tax treaty, to federal and state agencies to enforce federal nontax criminal laws, or to federal law enforcement and intelligence agencies to combat terrorism.

You are not required to provide the information requested on a form that is subject to the Paperwork Reduction Act unless the form displays a valid OMB control number. Books or records relating to a form or its instructions must be retained as long as their contents may become material in the administration of any Internal Revenue law. Generally, tax returns and return information are confidential, as required by section 6103.

The time needed to complete and file this form will vary depending on individual circumstances. The estimated average time is:

Recordkeeping . . . 6 hr., 27 min.

Learning about the law or the form 24 min.

Preparing and sending this form to the SWA 31 min.

If you have comments concerning the accuracy of these time estimates or suggestions for making this form simpler, we would be happy to hear from you. You can send us comments from www.irs.gov/formspubs. Click on "More Information" and then on "Give us feedback." Or you can send your comments to:

Internal Revenue Service
Tax Forms and Publications
1111 Constitution Ave. NW, IR-6526
Washington, DC 20224

Do not send this form to this address. Instead, see *When and Where To File* in the separate instructions.

**CREW MEMBER POLICIES AND PROCEDURES HANDBOOK
RECEIPT AND ACKNOWLEDGMENT**

This is to acknowledge that I have received a copy of Tropical Ford One LLC Crew Member Handbook. I understand that the Handbook sets forth the terms and conditions of my employment with Tropical Ford One LLC. I further understand that as a crew member of Tropical Ford One LLC, I am employed solely by Tropical Ford One LLC who is responsible for this Handbook, the policies set forth within it, and all other terms and conditions of employment. I agree to abide by and be bound by the rules, policies and standards specified in this Handbook. The business relationship between Tropical Ford One LLC and any other business such as Tropical Smoothie Café, LLC (the franchisor of my company) does not alter or impact the fact that I am solely employed by Tropical Ford One LLC; that Tropical Ford One LLC controls, directly and indirectly, all of my terms and conditions of employment; and that Tropical Ford One LLC is my sole employer.

I acknowledge that my employment with Tropical Ford One LLC is at will, meaning that it is not for a specified period of time and that the employment relationship may be terminated at any time, for any reason, with or without cause or notice, by me or by Tropical Ford One LLC. I further acknowledge that only Tropical Ford One LLC has the authority to enter into an agreement that alters the at-will relationship and then only in writing signed by that individual.

I further acknowledge that Tropical Ford One LLC reserves the right to revise, delete and add to the provisions of the Crew Member Handbook, but that all such revisions, deletions or additions must be in writing. No oral statements or representations can change the provisions of the Handbook. Furthermore, the Company's policy of at will employment can only be changed as stated in the prior paragraph.

Date

Crew Member Signature

Crew Member Name Printed

Copy to be placed in the Crew Member's Personnel File

New Hire Shirt Request

Date: _____

Name: _____

Location: _____

Shirt Size: _____

Quantity: _____

UNIFORMS

All Employees making minimum wage will be supplied with one tee shirt and one hat. Any additional clothing will be at the expense of the Employee.

All Employees making a wage above minimum will be responsible for the purchase of their uniform.

Date:

Signature:

tropicalCAFE

SMOOTHIE

Employment Application

APPLYING FOR:

- ☐ Part-Time ☐ Crew Member
☐ Full-Time ☐ Management
☐ Support Center

Tropical Smoothie Cafe ("TSC") is an equal opportunity employer and does not discriminate in recruiting, hiring, training, promoting or other employment practices on the basis of race, color, religion, sex, age, marital status, pregnancy, national origin, political affiliation, familial status, disability, sexual orientation or veteran status. No question in this application is intended to obtain information to be used for such discrimination and you may omit any information that would disclose any basis for discrimination.

APPLICANT INFORMATION								
Last Name				First			M.I.	Date
Street Address						Apartment/Unit #		
City			State			ZIP		
Primary Phone			E-mail Address					
Date Available			# of Hours Desired			Desired Salary		
Position Applied for								
Are you a citizen of the United States?			YES <input type="checkbox"/>	NO <input type="checkbox"/>	If no, are you authorized to work in the U.S.?			YES <input type="checkbox"/> NO <input type="checkbox"/>
Have you ever worked for this company?			YES <input type="checkbox"/>	NO <input type="checkbox"/>	If so, when?			
Have you ever been convicted of a felony? **			YES <input type="checkbox"/>	NO <input type="checkbox"/>	If yes, explain			
**Your answer to this question will not necessarily exclude you from employment with the Company.								
AVAILABILITY								
	Monday	Tuesday	Wednesday	Thursday	Friday	Saturday	Sunday	
Start Time								
End Time								
EDUCATION								
High School			Address					
From	To	Did you graduate?	YES <input type="checkbox"/>	NO <input type="checkbox"/>	Degree			
College			Address					
From	To	Did you graduate?	YES <input type="checkbox"/>	NO <input type="checkbox"/>	Degree			
Other			Address					
From	To	Did you graduate?	YES <input type="checkbox"/>	NO <input type="checkbox"/>	Degree			