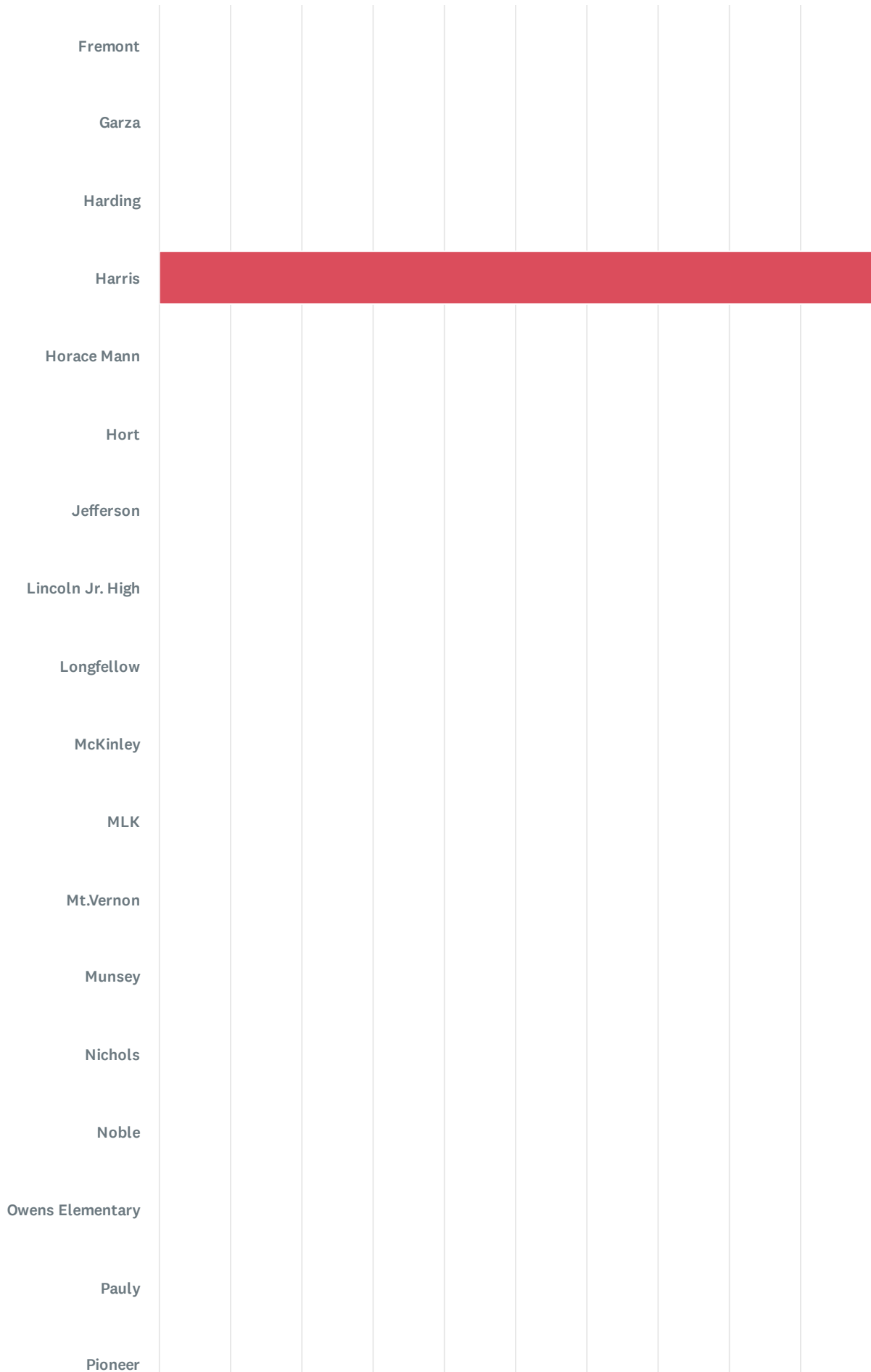
























2025-2026 BETA Administration/Site Climate Survey



2025-2026 BETA Administration/Site Climate Survey

Answer Choices	Percentage	Responses
 Casa Loma	0%	0
 Cato	0%	0
 Chavez	0%	0
 Chipman	0%	0
 College Hts	0%	0
 Compton	0%	0
 Curran	0%	0
 Downtown	0%	0
 Ed Center/District Office	0%	0
 Eissler	0%	0
 Emerson	0%	0
 Evergreen	0%	0
 Fletcher	0%	0
 Frank West	0%	0
 Franklin	0%	0
 Fremont	0%	0
 Garza	0%	0
 Harding	0%	0
 Harris	100.00%	14
 Horace Mann	0%	0
 Hort	0%	0
 Jefferson	0%	0
Total		14

2025-2026 BETA Administration/Site Climate Survey

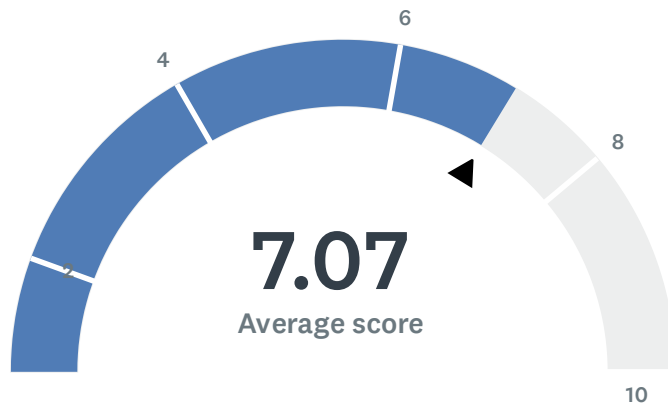
Answer Choices	Percentage	Responses
● Lincoln Jr. High	0%	0
● Longfellow	0%	0
● McKinley	0%	0
● MLK	0%	0
● Mt.Vernon	0%	0
● Munsey	0%	0
● Nichols	0%	0
● Noble	0%	0
● Owens Elementary	0%	0
● Pauly	0%	0
● Pioneer	0%	0
● Rafer Johnson	0%	0
● Roosevelt	0%	0
● School Nurse	0%	0
● Sequoia	0%	0
● Sierra	0%	0
● Stella Hills	0%	0
● Stiern	0%	0
● Thorner	0%	0
● VAPA	0%	0
● Voorhies	0%	0
● Washington	0%	0
Total		14

2025-2026 BETA Administration/Site Climate Survey

Answer Choices	Percentage	Responses
 Wayside	0%	0
 William Penn	0%	0
 Williams	0%	0
 Other (please specify) Show responses	0%	0
Total		14

Q2 Site administration is sensitive to the needs of students, staff, and the community.

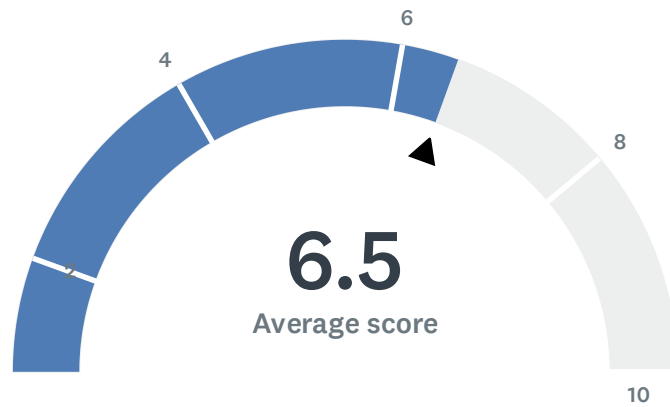
Answered: 14 Skipped: 0



Basic statistics (i)				
Minimum	Maximum	Median	Mean	Standard Deviation
4.00	10.00	7.00	7.07	2.25

Q3 Site administration treats staff with respect; you feel like a valued member of a team.

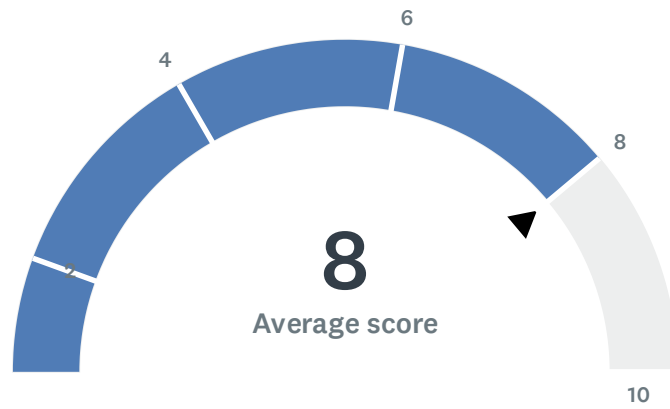
Answered: 14 Skipped: 0



Basic statistics (i)				
Minimum	Maximum	Median	Mean	Standard Deviation
3.00	10.00	6.00	6.50	2.87

Q4 Site administration conducts classroom visits in the least disruptive manner and leaves timely feedback (within 48 hours).

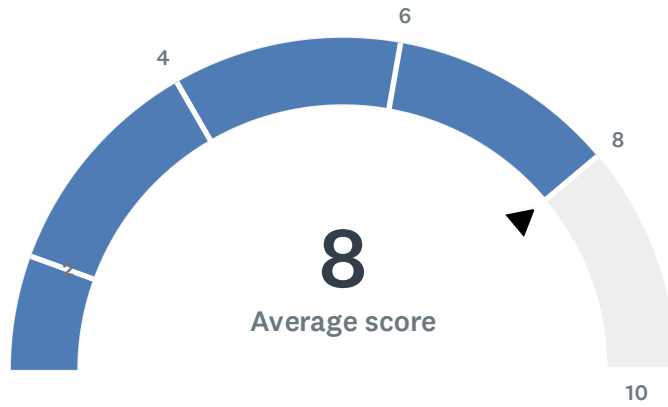
Answered: 14 Skipped: 0



Basic statistics (i)				
Minimum	Maximum	Median	Mean	Standard Deviation
3.00	10.00	8.50	8.00	2.24

Q5 Site administration follows the contract and respects personal rights.

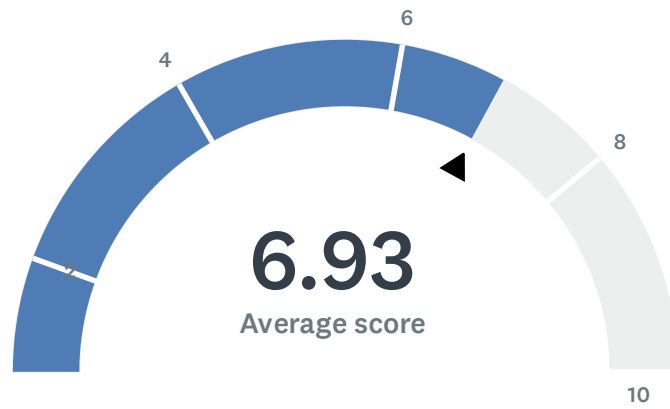
Answered: 14 Skipped: 0



Basic statistics ⓘ				
Minimum	Maximum	Median	Mean	Standard Deviation
4.00	10.00	8.00	8.00	1.89

Q6 Administration utilizes staff according to their job description (ie. Coaches, APL's, Specialists & Staff).

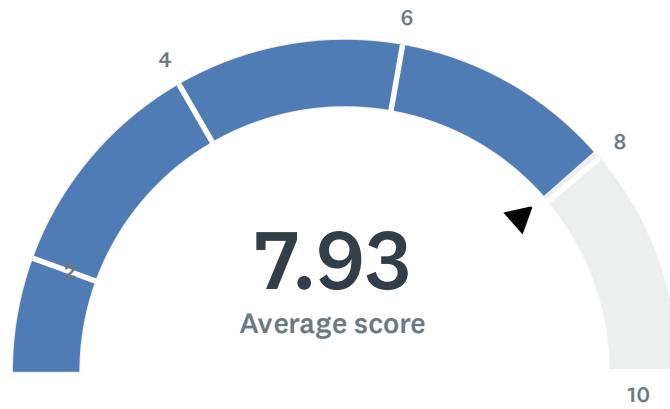
Answered: 14 Skipped: 0



Basic statistics (i)				
Minimum	Maximum	Median	Mean	Standard Deviation
3.00	10.00	6.50	6.93	2.63

Q7 Administration maintains open communication with staff, parents, and students.

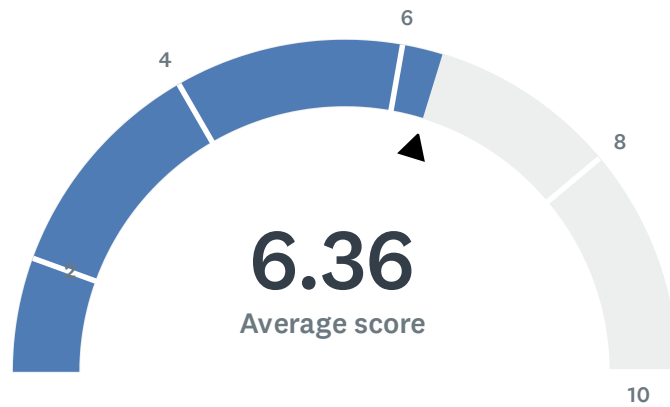
Answered: 14 Skipped: 0



Basic statistics (i)				
Minimum	Maximum	Median	Mean	Standard Deviation
5.00	10.00	8.00	7.93	1.94

Q8 Administration supports staff against attacks and criticism from parents.

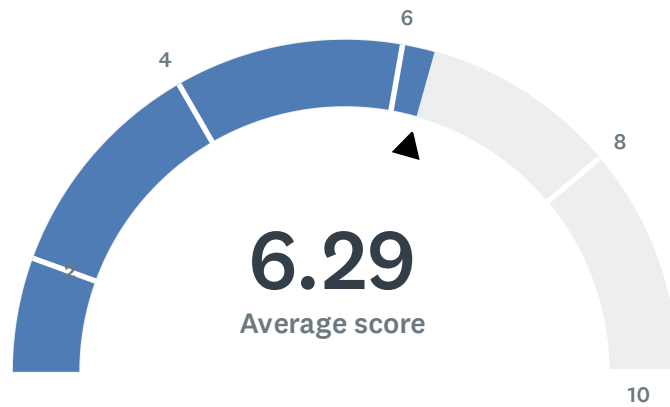
Answered: 14 Skipped: 0



Basic statistics ⓘ				
Minimum	Maximum	Median	Mean	Standard Deviation
2.00	10.00	6.00	6.36	2.64

Q9 Site administration treats all teachers equally; there is no preferential treatment.

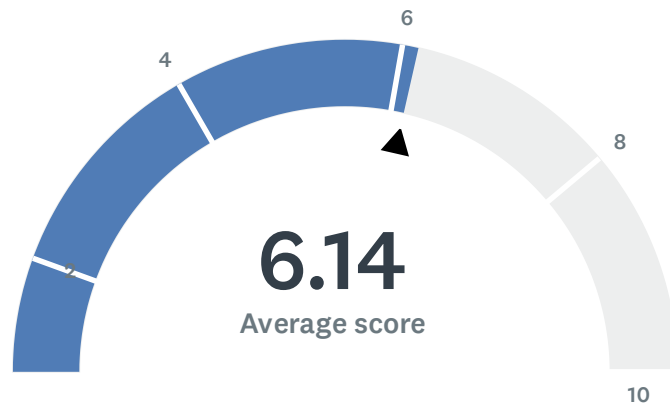
Answered: 14 Skipped: 0



Basic statistics (i)				
Minimum	Maximum	Median	Mean	Standard Deviation
1.00	10.00	6.00	6.29	3.24

Q10 Site administration has been supportive and minimizes additional stress.

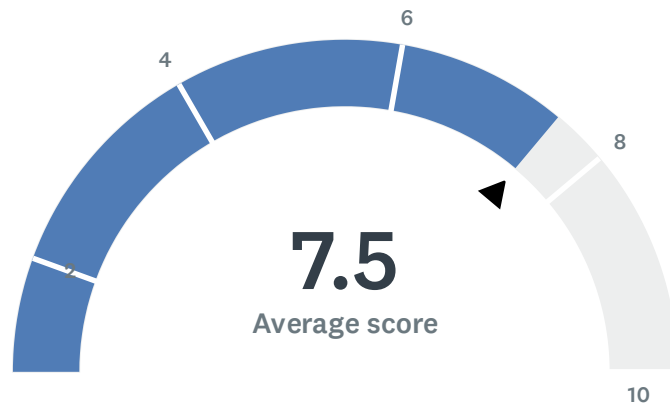
Answered: 14 Skipped: 0



Basic statistics (i)				
Minimum	Maximum	Median	Mean	Standard Deviation
1.00	10.00	5.50	6.14	3.23

Q11 Administration communicates expectations and information in an effective and timely manner.

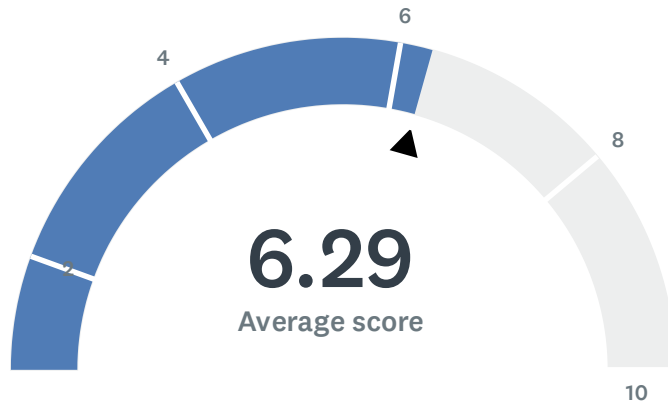
Answered: 14 Skipped: 0



Basic statistics (i)				
Minimum	Maximum	Median	Mean	Standard Deviation
4.00	10.00	7.50	7.50	2.35

Q12 Your site administration ensures positive working conditions at your worksite.

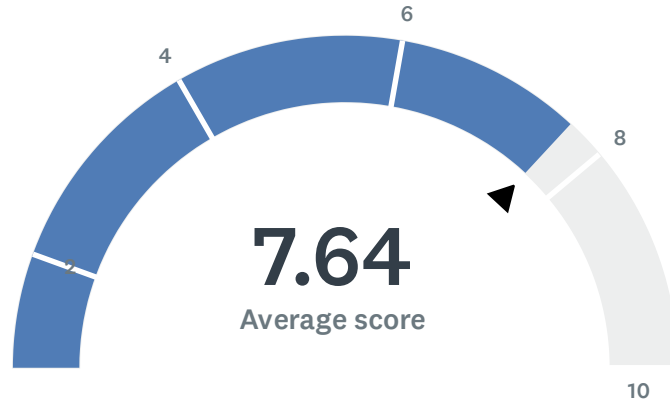
Answered: 14 Skipped: 0



Basic statistics (i)				
Minimum	Maximum	Median	Mean	Standard Deviation
1.00	10.00	6.50	6.29	3.22

Q13 Site administration is thoughtful/smart when calling "Inclement Weather" (rainy day, extreme temperatures, too windy, air quality, etc.) schedule.

Answered: 14 Skipped: 0



Basic statistics (i)				
Minimum	Maximum	Median	Mean	Standard Deviation
1.00	10.00	9.50	7.64	3.15

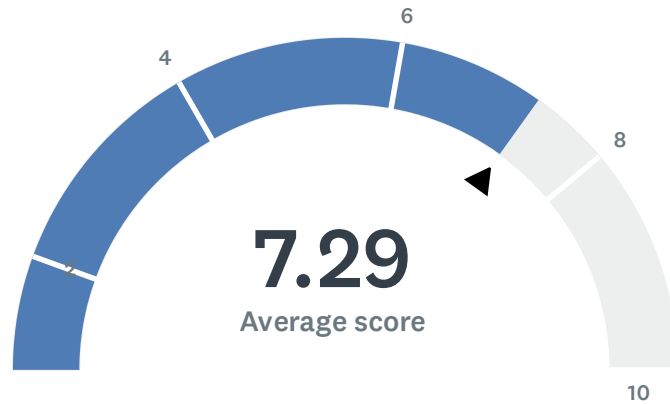
Q14 Do you have any comments, thoughts, or concerns about site administration?

Answered: 10 Skipped: 4

#	RESPONSES
1	I don't have any concerns. I appreciate and respect my principal and vice principal for all the work they do and the effort they put into making students learning more productive and making teachers' accountable.
2	Fairness with all teachers and input from all teachers. Leadership team teacher leads don't all share information with their grade levels. Teachers need more support in the classroom with challenging students. All support staff should all hands on deck during instructional classroom time, so teachers can maximize their instructional time.
3	She encourages a collaborative environment to ensure all needs and concerns are addressed with staff and parents.
4	Lack of sensitivity towards the school staff.
5	I feel that my site administration is enthusiastic and working hard to create a positive and supportive school climate/community.
6	A concern I have with site administration is using appropriate professional language with staff.
7	None
8	Mrs. Capilla does a wonderful job with the overall climate of the school. She is very visable and everyone knows who she is.
9	We need more professionalism PD's. Instead of creating a community with ALL educators, staff, and students/families, there's more preferences of certain groups or people, criticism, and invasion of personal life. Our admin does not follow professional protocols.
10	Administrator calls inclement weather to set up assemblies and special events.

Q15 Site staff is involved in setting school policies and budgetary priorities.

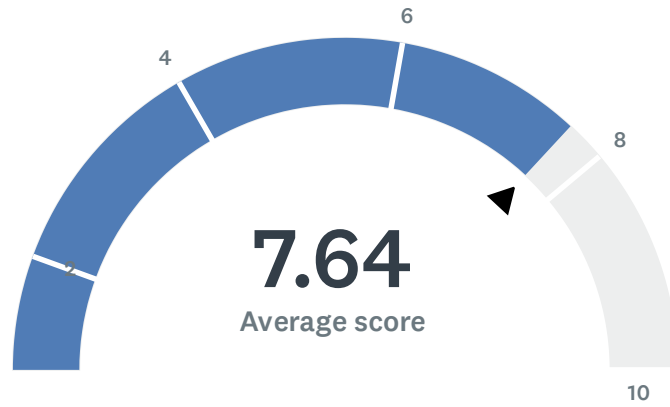
Answered: 14 Skipped: 0



Basic statistics ⓘ				
Minimum	Maximum	Median	Mean	Standard Deviation
3.00	10.00	8.00	7.29	2.81

Q16 Site meetings are productive and not excessive.

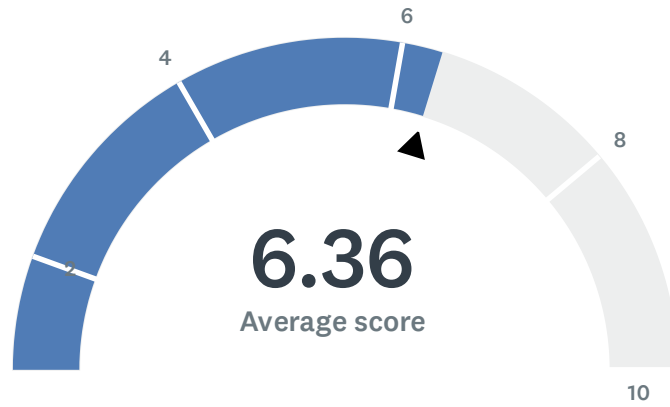
Answered: 14 Skipped: 0



Basic statistics ⓘ				
Minimum	Maximum	Median	Mean	Standard Deviation
2.00	10.00	9.00	7.64	2.77

Q17 Meetings, 504s, and/or IEPs scheduled outside of contractually guaranteed planning/preparation time?

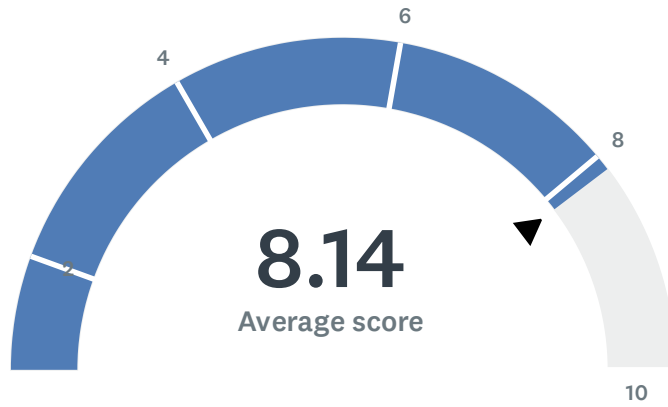
Answered: 14 Skipped: 0



Basic statistics (i)				
Minimum	Maximum	Median	Mean	Standard Deviation
1.00	10.00	6.00	6.36	2.77

Q18 My site receives daily, consecutive, uninterrupted planning/preparation time. (30 minutes / 40 minutes)

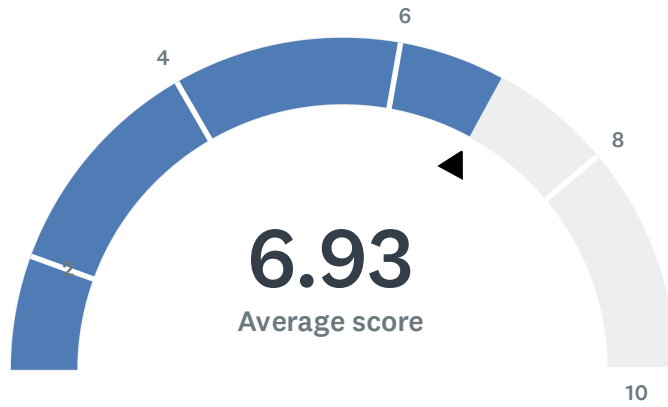
Answered: 14 Skipped: 0



Basic statistics (i)				
Minimum	Maximum	Median	Mean	Standard Deviation
5.00	10.00	9.50	8.14	2.17

Q19 Staff is given time (on duty) to input district-required data (i.e., Benchmarks, Dibels, CFAs, Report Cards, etc.).

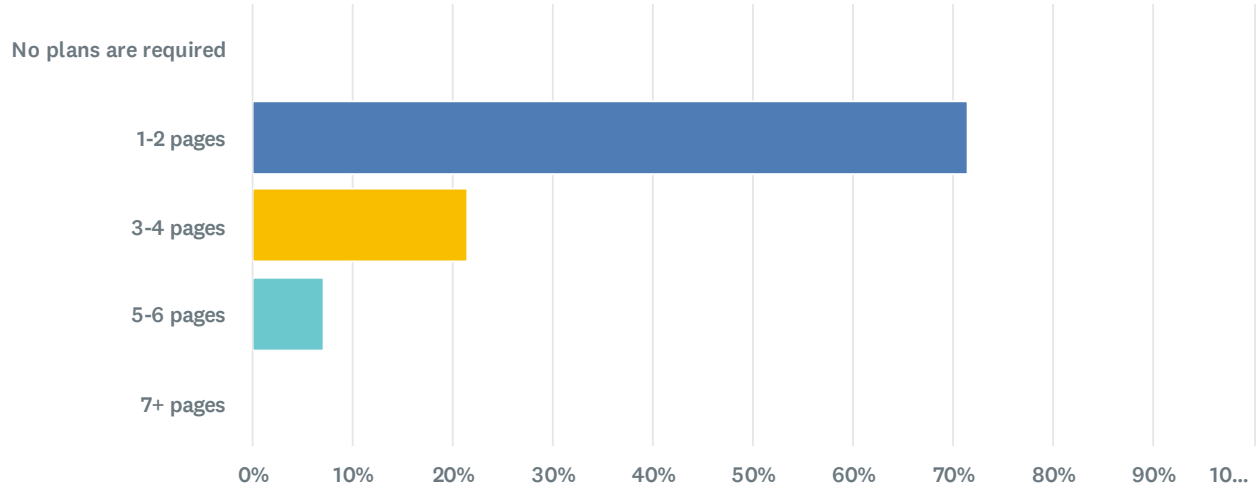
Answered: 14 Skipped: 0



Basic statistics (i)				
Minimum	Maximum	Median	Mean	Standard Deviation
2.00	10.00	7.00	6.93	2.52

Q20 Teachers are required to submit complete, but not excessively lengthy lesson plans.

Answered: 14 Skipped: 0



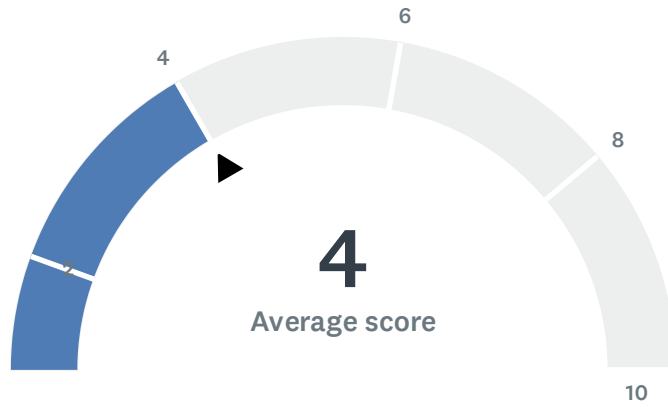
Answer Choices	Percentage	Responses
● No plans are required	0%	0
● 1-2 pages	71.43%	10
● 3-4 pages	21.43%	3
● 5-6 pages	7.14%	1
● 7+ pages	0%	0
Show comments		
Total		14

2025-2026 BETA Administration/Site Climate Survey

#	COMMENT	
1	We turn in plans weekly.	

Q21 Staff (teachers and/or coaches) have recess duty.

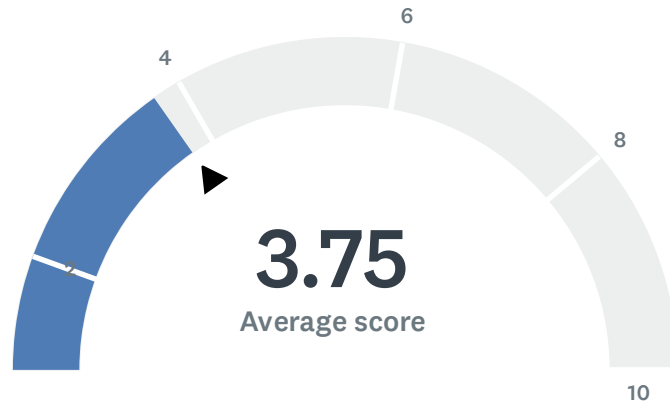
Answered: 12 Skipped: 2



Basic statistics ⓘ				
Minimum	Maximum	Median	Mean	Standard Deviation
1.00	10.00	1.50	4.00	3.51

Q22 Staff (teachers and/or coaches) have bus (arrival/dismissal) duty.

Answered: 12 Skipped: 2



Basic statistics ⓘ				
Minimum	Maximum	Median	Mean	Standard Deviation
1.00	8.00	1.50	3.75	3.14

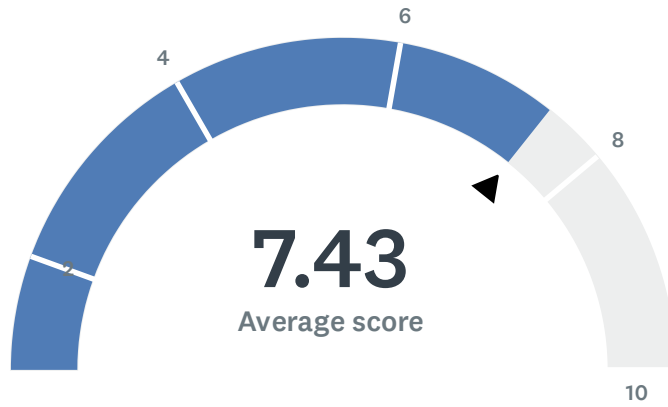
Q23 Do you have any comments, thoughts, or concerns about site operations, duties, and responsibilities?

Answered: 2 Skipped: 12

#	RESPONSES
1	None
2	Most IEP meetings are scheduled at 8am during our teacher prep time.

Q24 Staff and students feel safe.

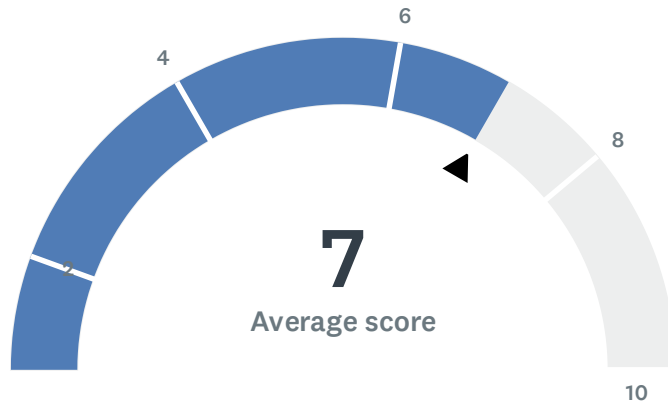
Answered: 14 Skipped: 0



Basic statistics ⓘ				
Minimum	Maximum	Median	Mean	Standard Deviation
3.00	10.00	7.50	7.43	2.29

Q25 Administration has been helpful and supportive regarding student discipline.

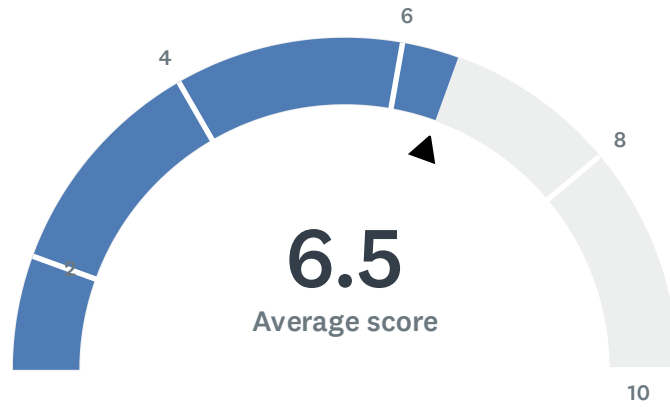
Answered: 14 Skipped: 0



Basic statistics (i)				
Minimum	Maximum	Median	Mean	Standard Deviation
2.00	10.00	7.50	7.00	2.88

Q26 Teachers have been given or trained to use effective tools to improve behavior.

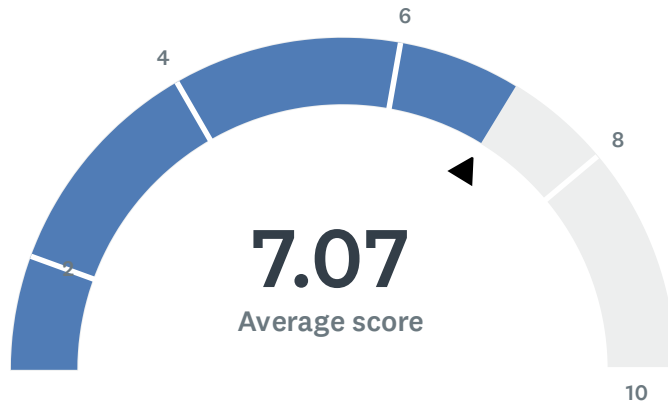
Answered: 14 Skipped: 0



Basic statistics (i)				
Minimum	Maximum	Median	Mean	Standard Deviation
1.00	10.00	7.00	6.50	3.06

Q27 Administration supports classroom discipline procedures and follows District discipline guidelines.

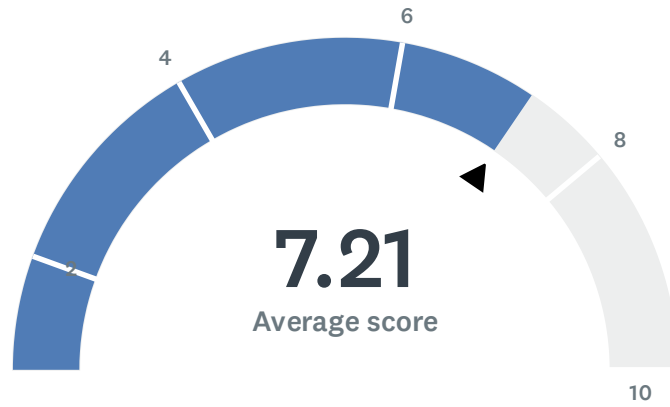
Answered: 14 Skipped: 0



Basic statistics (i)				
Minimum	Maximum	Median	Mean	Standard Deviation
1.00	10.00	7.00	7.07	2.84

Q28 When ODRs (office disciplinary referrals) are written, the teacher's word is valued and trusted.

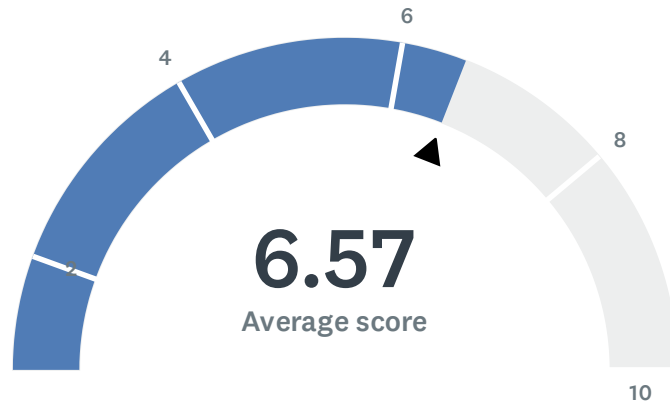
Answered: 14 Skipped: 0



Basic statistics (i)				
Minimum	Maximum	Median	Mean	Standard Deviation
1.00	10.00	8.50	7.21	3.03

Q29 My site has a positive atmosphere.

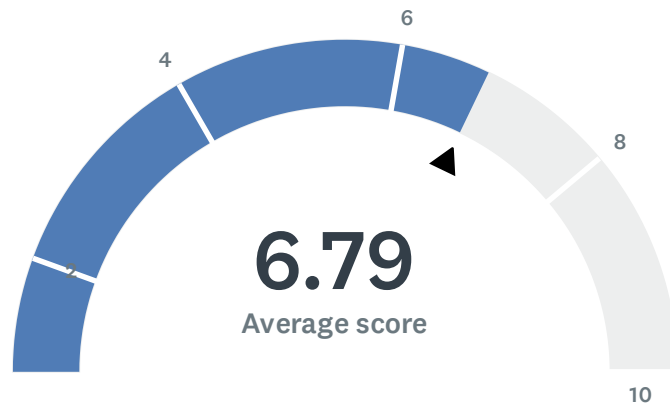
Answered: 14 Skipped: 0



Basic statistics ⓘ				
Minimum	Maximum	Median	Mean	Standard Deviation
1.00	10.00	6.00	6.57	2.99

Q30 I would recommend my site to other employees and prospective teachers.

Answered: 14 Skipped: 0



Basic statistics (i)				
Minimum	Maximum	Median	Mean	Standard Deviation
1.00	10.00	7.00	6.79	3.03

Q31 Do you have any final comments, thoughts, or concerns about PBIS, Discipline, and/or Site Atmosphere?

Answered: 5 Skipped: 9

#	RESPONSES
1	I do not like the lack of effort with the BIS that supposed to support students K-3rd. I gave her a list of students she supposed to group in groups to support social and emotional needs; however, nothing has happened.
2	None
3	Under this new leadership, support staff is now actually doing their work. There is a clear vision and goal for everyone in our school.
4	There's support to only educators/staff that admin "likes" or "prefers". Not ALL educators are supported. Admin does communicate that they will support with behavior disciplines, but do not follow through with their actions.
5	The more support staff we hire the less support we receive. We are told to ask questions and to let them know if we're struggling, but we are ignored or forgotten.

Q32 Do you have any overall comments about your site and/or its administration?

Answered: 6 Skipped: 8

#	RESPONSES
1	I love working at Harris. I love my students and most of the staff. It's a welcoming environment. Office ladies are great and helpful. My principal is great!
2	Overall, I enjoy my site though there are times when the atmosphere creates more stress than support.
3	None
4	Mrs. Capilla is doing a great job. The atmosphere is positive. I feel supported. I can always talk to her if needed. I like that the parents and students know who she is. Many principals stay in their office and hide. She doesn't. She has made a lot of positive changes to this school.
5	We need leadership who will bring positivity, respect, proper communication skills, AND community to our school! We need professionalism, not "molding" people to admin's preference.
6	Teachers and staff are unhappy. Administration's lack of experience and respect for staff is apparant.