

SPRING CREEK ASSOCIATION

December 31, 2016



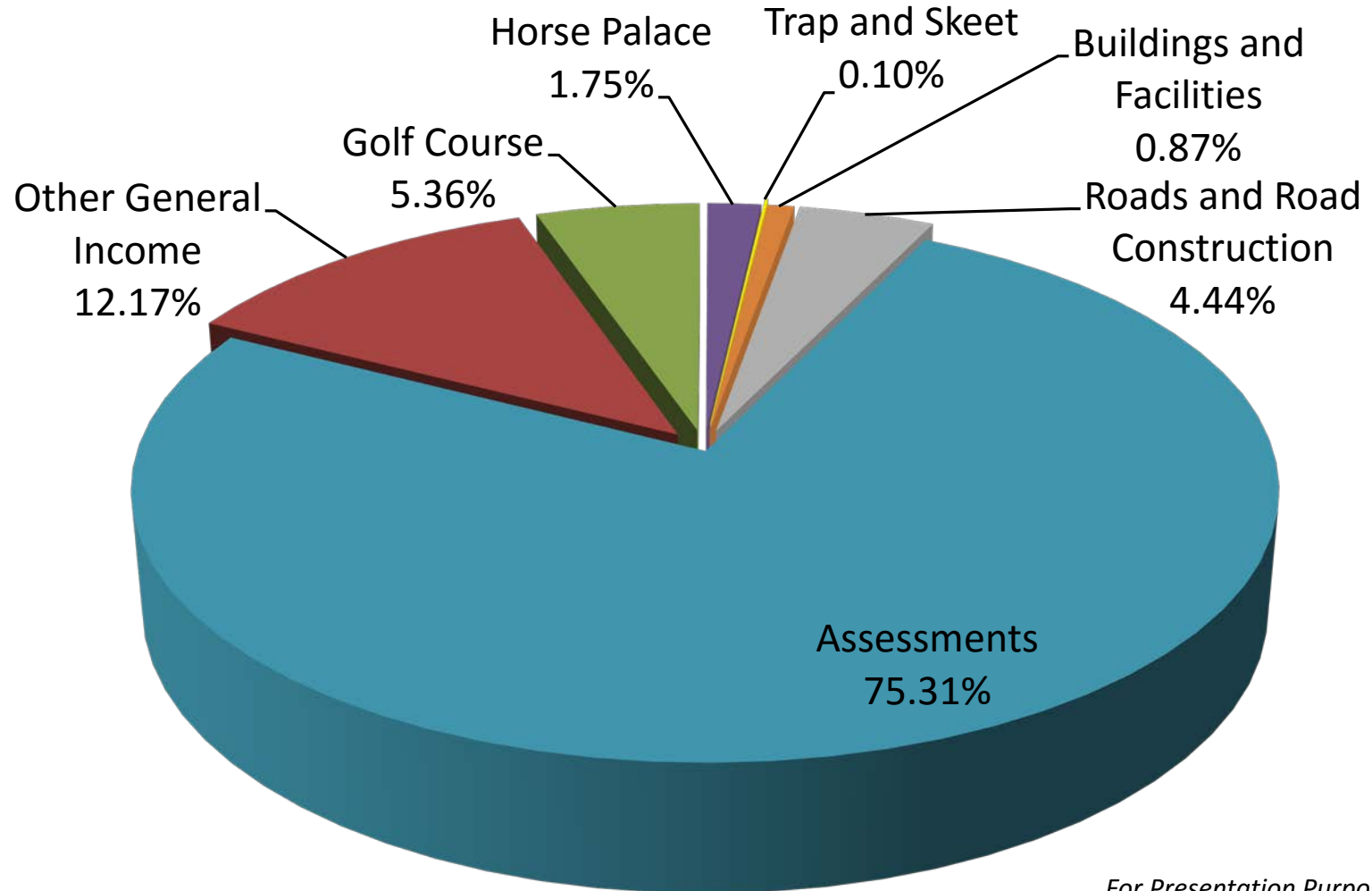
SPRING CREEK ASSOCIATION

December 31, 2016

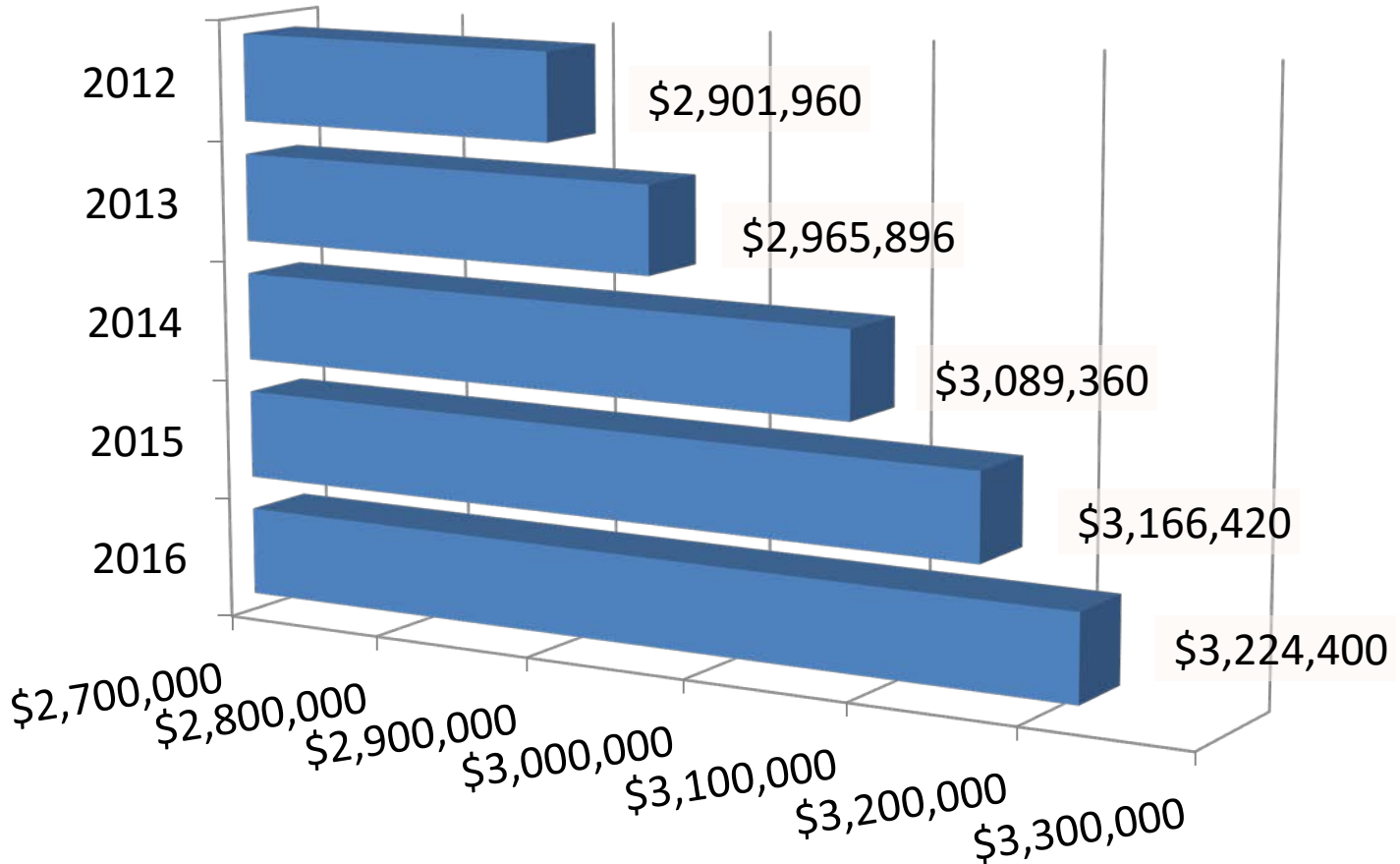
Exhibit

1. Total Operating Revenues
2. Assessments Revenue
3. Total Expenses, Operating Fund
4. Expenses by Object, Operating Fund
5. Total Fund Balances
6. Cash and Investments
7. Other Statistical Information

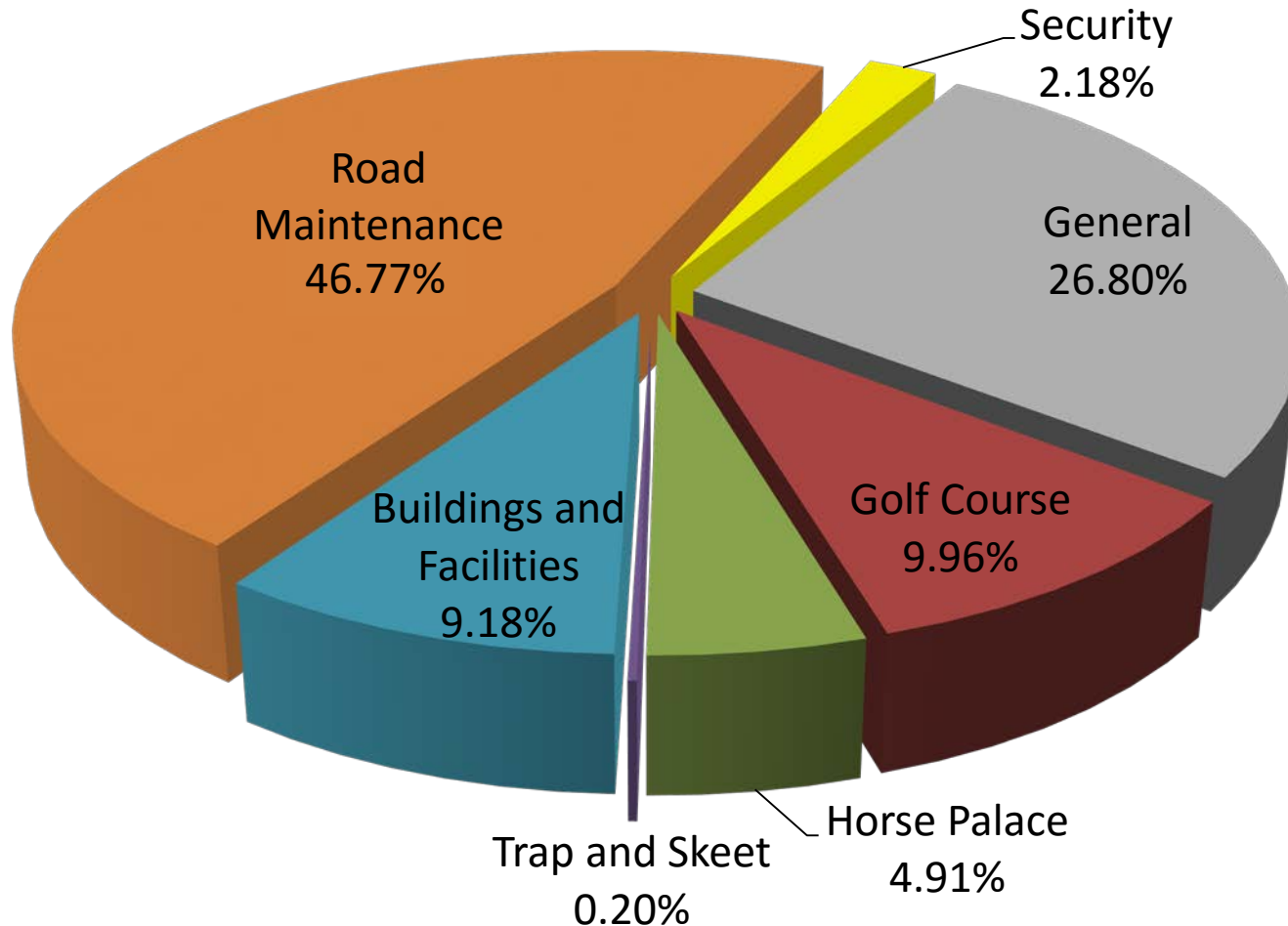
Spring Creek Association Total Operating Revenues December 31, 2016



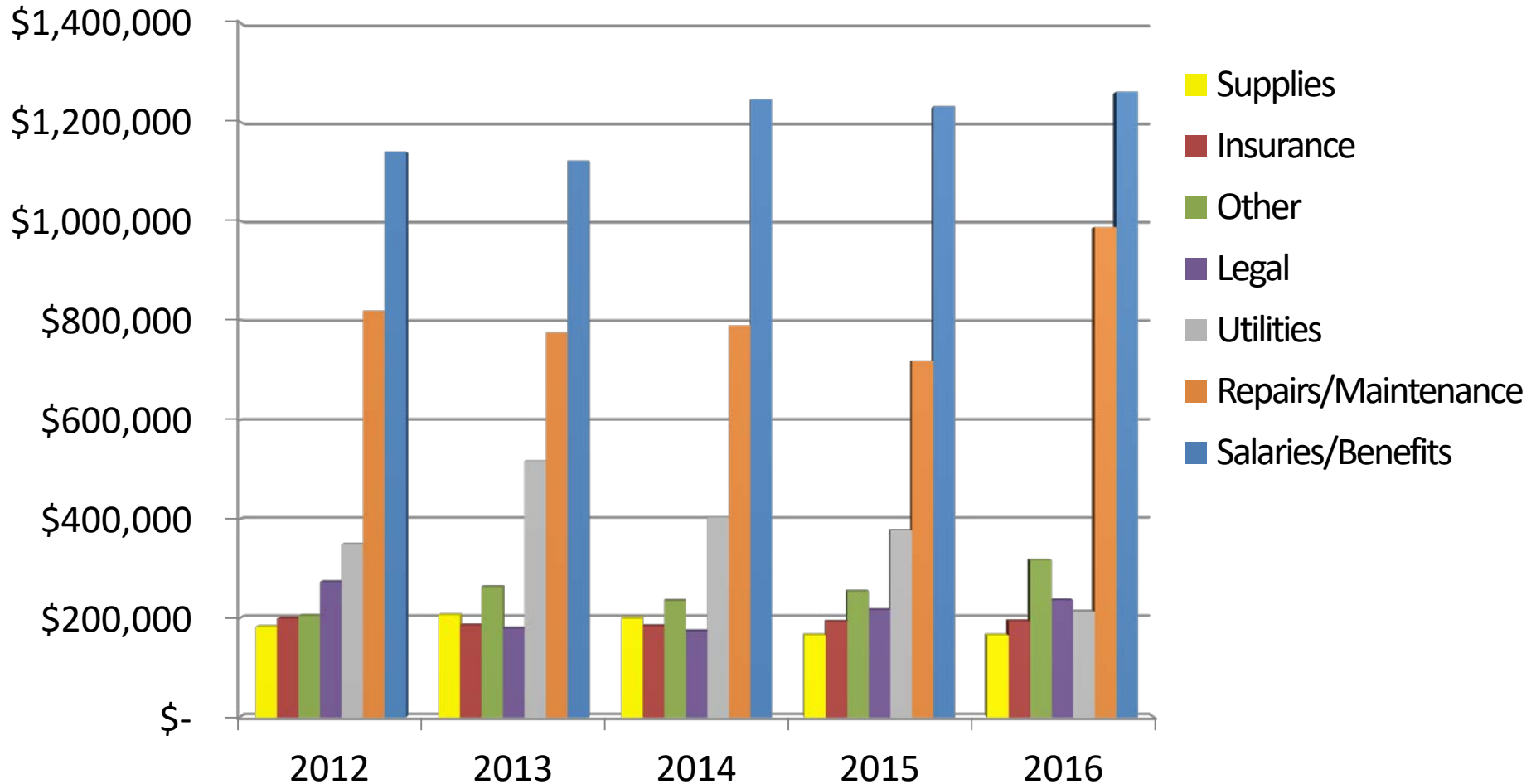
Spring Creek Association Assessments Revenue December 31,



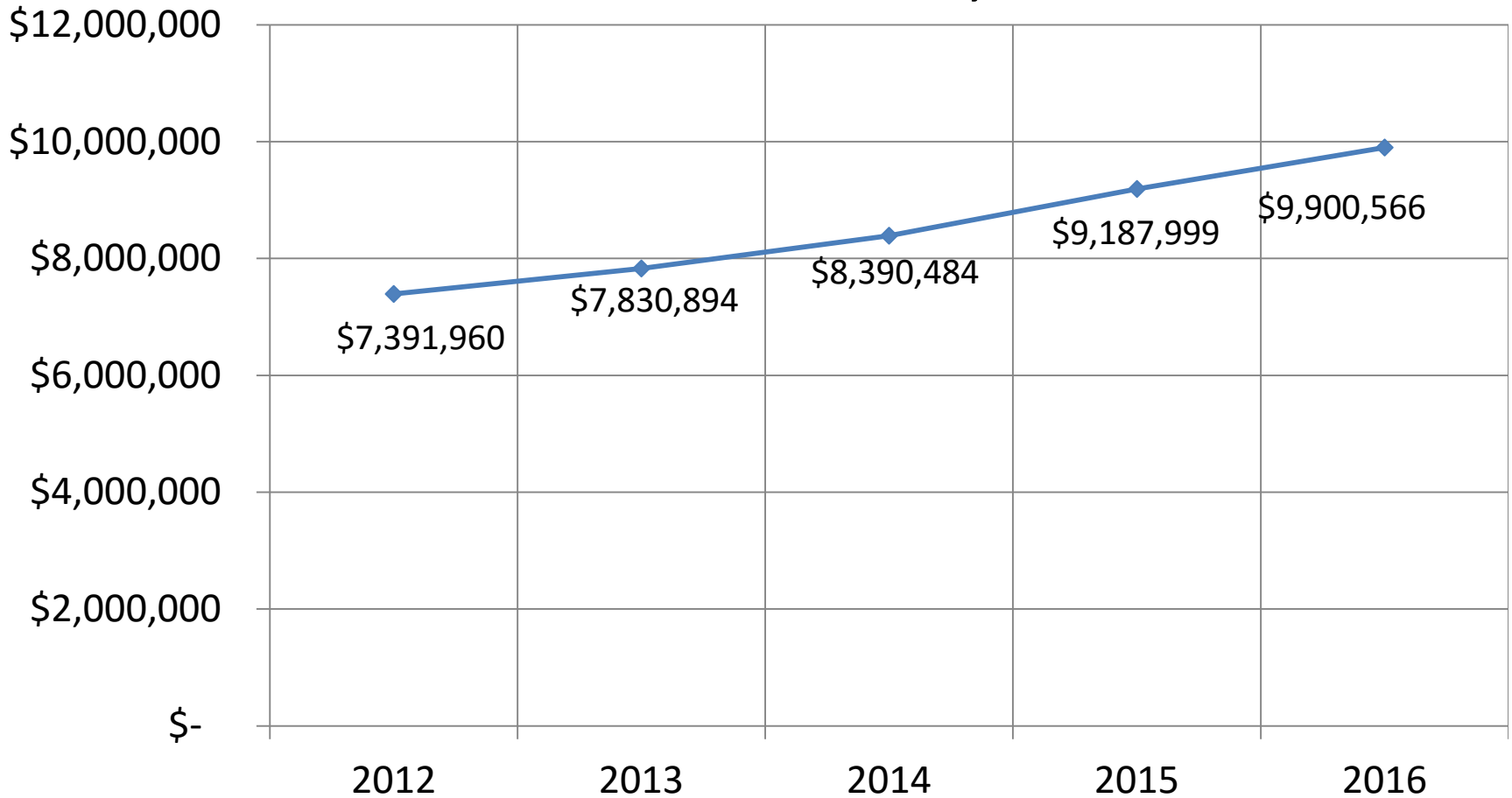
Spring Creek Association Total Expenses, Operating Fund December 31, 2016



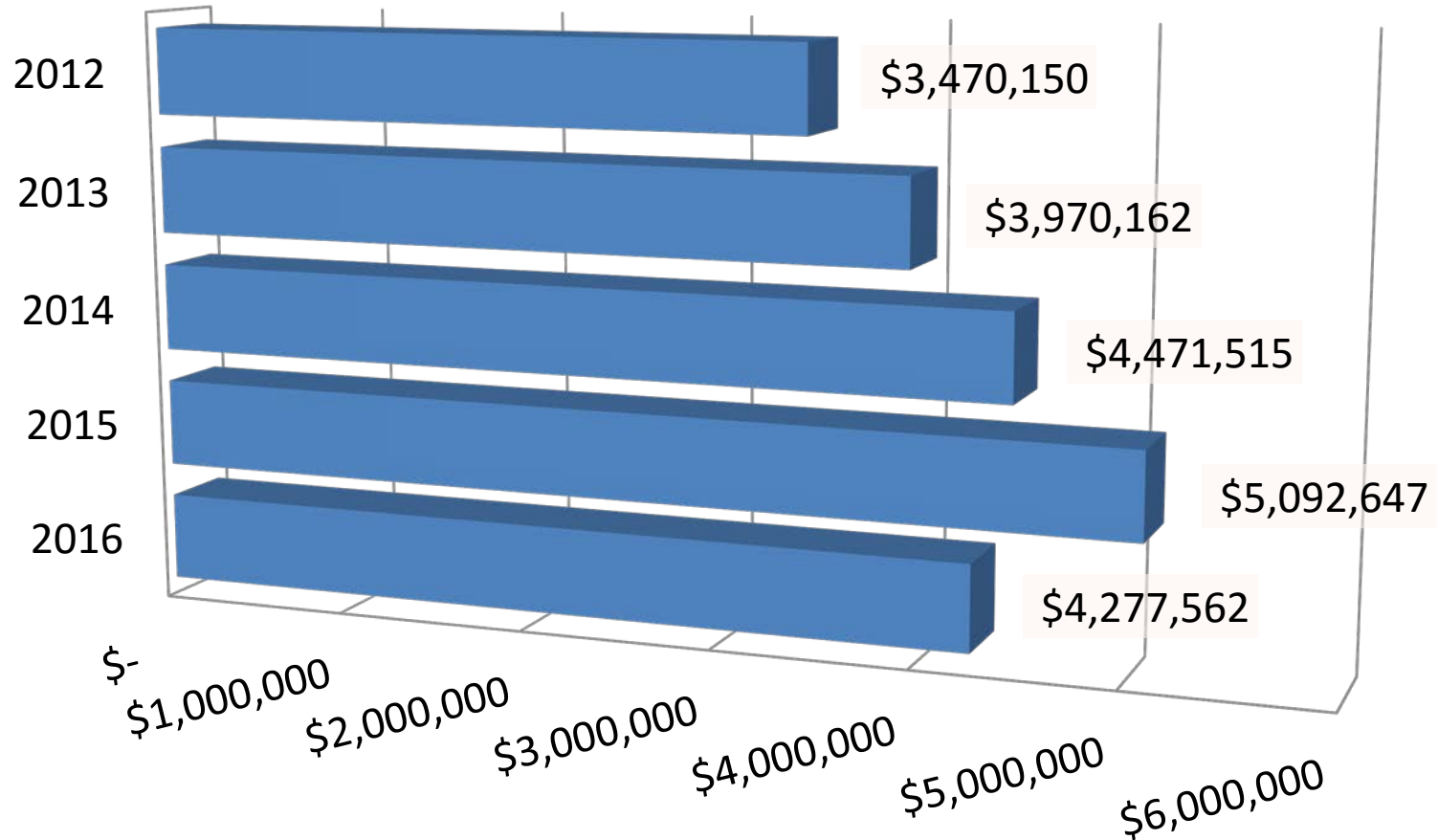
Spring Creek Association Expenses by Object, Operating Fund December 31,



Spring Creek Association Total Fund Balances December 31,



Spring Creek Association Cash and Investments December 31,



**Spring Creek Association
Other Statistical Information
Five Years**

	<u>2012</u>	<u>2013</u>	<u>2014</u>	<u>2015</u>	<u>2016</u>
Total Operating Revenues					
Other General Income	\$ 371,000	\$ 394,892	\$ 377,592	\$ 439,489	\$ 521,118
Golf Course	247,508	268,360	257,180	249,900	229,334
Horse Palace	54,111	54,023	66,175	64,433	75,118
Trap and Skeet	4,240	5,456	5,042	5,713	4,322
Buildings and Facilities	23,489	27,542	24,647	25,418	37,423
Roads and Road Construction	<u>225,153</u>	<u>191,890</u>	<u>194,145</u>	<u>190,332</u>	<u>190,169</u>
	925,501	942,163	924,781	975,285	1,057,484
Assessments	<u>2,901,960</u>	<u>2,965,896</u>	<u>3,089,360</u>	<u>3,166,420</u>	<u>3,224,400</u>
	<u><u>\$ 3,827,461</u></u>	<u><u>\$ 3,908,059</u></u>	<u><u>\$ 4,014,141</u></u>	<u><u>\$ 4,141,705</u></u>	<u><u>\$ 4,281,884</u></u>
Detail of Other Operating Revenue					
Legal	\$ 118,781	\$ 138,861	\$ 138,701	\$ 186,628	\$ 171,633
Grants	225,000	190,000	190,000	190,000	190,000
Golf and Related Fees	240,093	257,076	245,413	241,280	208,268
COA	46,060	35,900	32,250	32,740	37,180
Leases	51,273	52,294	55,297	57,408	52,742
Other	<u>243,329</u>	<u>267,112</u>	<u>262,273</u>	<u>266,589</u>	<u>397,661</u>
	<u><u>\$ 925,501</u></u>	<u><u>\$ 942,163</u></u>	<u><u>\$ 924,781</u></u>	<u><u>\$ 975,285</u></u>	<u><u>\$ 1,057,484</u></u>
Comparison of Assessments to Limitation					
Assessments	\$ 540	\$ 552	\$ 576	\$ 588	\$ 600
Limit	\$ 929	\$ 958	\$ 1,005	\$ 1,005	\$ 1,029

**Spring Creek Association
Other Statistical Information
Five Years**

	<u>2012</u>	<u>2013</u>	<u>2014</u>	<u>2015</u>	<u>2016</u>
Total Expenses, Operating Fund					
General	\$ 848,538	\$ 748,563	\$ 732,824	\$ 774,376	\$ 904,045
Golf Course	461,252	559,917	520,801	462,358	335,774
Horse Palace	123,139	122,806	121,192	122,618	165,733
Trap and Skeet	5,370	9,251	6,878	7,960	6,823
Buildings and Facilities	204,649	296,948	255,495	321,593	309,749
Roads and Road Construction	1,461,574	1,440,777	1,511,303	1,386,592	1,577,203
Security	62,244	68,105	80,546	78,330	73,559
	<u>\$ 3,166,766</u>	<u>\$ 3,246,367</u>	<u>\$ 3,229,039</u>	<u>\$ 3,153,827</u>	<u>\$ 3,372,886</u>
Expenses by Object, Operating Fund					
Salaries and benefits	\$ 1,139,117	\$ 1,120,989	\$ 1,245,000	\$ 1,230,677	\$ 1,259,872
Insurance	199,324	185,535	183,894	192,736	194,047
Repairs and maintenance	818,673	774,792	789,275	717,566	987,147
Supplies (postage, fertilizer, chemicals, fuel)	182,523	206,188	199,105	165,281	165,198
Utilities	348,966	516,713	403,237	377,065	213,192
Legal	273,191	179,253	173,661	216,687	236,392
Other	204,972	262,897	234,867	253,815	317,038
	<u>\$ 3,166,766</u>	<u>\$ 3,246,367</u>	<u>\$ 3,229,039</u>	<u>\$ 3,153,827</u>	<u>\$ 3,372,886</u>
Total Equity	\$ 7,391,960	\$ 7,830,894	\$ 8,390,484	\$ 9,187,999	\$ 9,900,566
Cash and Investments	\$ 3,470,150	\$ 3,970,162	\$ 4,471,515	\$ 5,092,647	\$ 4,277,562