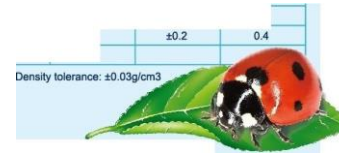





Making The World Smaller

Flex Board



Tolerance

Thick-ness	Sheet sizes/Thickness & tolerance					
	Size 1220mmX2440mm		Size 1560mmX3050mm		Size 2050mmX3050mm	
	In mm	absolute in mm	In mm	absolute in mm	In mm	absolute in mm
1mm	-0.9-+1.2	0.2				
2mm	±0.2	0.3	±0.2	0.3	±0.2	0.3
3mm	±0.2	0.3	±0.2	0.3	±0.2	0.3
4mm	±0.2	0.4	±0.2	0.4	±0.2	0.4
5mm	±0.2	0.4	±0.2	0.4		
6mm	±0.2	0.4	±0.2	0.4		



DIGITAL PRINTING & STATIC ELECTRICITY

RECOMMENDATIONS FOR THE PREPARATION FOAM PVC SHEETS

Static Electricity is a natural environmental phenomenon that can produce unacceptable results in digital print the ultrafine inkjet nozzles in modern printing

equipment fire miniscule droplets of ink onto the surface of the print media and the presence of static electricity can cause these droplets to deflect from their intended path, resulting in variable ink coverage across the media. Many of the substrates used within the Digital Print industry can be sensitive to static and it is vital that all precautions are taken when preparing these materials before printing. Listed below are a series of recommendations relating to the preparation of Foam PVC Sheets prior to processing through a digital print machine

MATERIAL HANDLING & STORAGE

Always use lint free gloves when handling sheets and ensure that the surface to be printed is not touched by uncovered hands, as this can leave a greasy residue on the sheet. Avoid dragging sheets across each other, as this can impart additional and unwanted static into the material Allow newly delivered material time to settle before printing, as movement during transportation can cause an increase in static.

HUMIDITY & TEMPERATURE

Humidity & temperature can have a direct influence on the static levels within all materials-

Try to maintain the relative humidity at 50% or more within the area of the printing machine. This can be controlled with the use of a Hygrometer. Avoid fluctuations in temperature around the machine by keeping doors and windows closed and minimizing drafts and areas of rapidly moving air.

REDUCING STATIC ELECTRICITY


The use of professional ionizing equipment is the most effective way of discharging static electricity and it is recommended that ionization should take place immediately prior to printing. Anti-static Bars are now standard on many machines and in most cases, these can also be retro-fitted to printers that do not already have one installed. Ionizing Air Pistols are also highly effective. They replace the need to wipe the sheet with an anti-static brush or cloth whilst also ionizing the surface at the same time

Anti-static brushes are less effective than a bar or a pistol but can be used in the absence of the other two options

It is in the interest of the printer to ensure that all static is discharged from substrates prior to digitally printing them. It is also recommended that trials be carried out on any substrate to ensure that the optimum print results are obtained.

Solve the problem of column wrap

Can be cold folded and won't crack on edges



Thickness	Thickness/ tolerance	
	Size 1220mmX2440mm	
	in mm	absolute in mm
2mm	±0.2	0.3
3mm	±0.2	0.3
4mm	±0.2	0.4
5mm	±0.2	0.4
6mm	±0.2	0.4
8mm	±0.3	0.4
9mm	±0.3	0.4
10mm	±0.3	0.4
12mm	±0.3	0.4
13mm	±0.3	0.4
15mm	±0.3	0.4
16mm	±0.3	0.4

Plastic Trading International Inc.

East Coast Location: 3608 Ventura Dr. East Lakeland, Fl. 33811

West Coast Location: 6645 Echo Ave. Reno, NV. 89506

Tel: 863-688-1983 Fax: 863-688-1034 www.plastictradingint.com