

ELECTRIC DEADBOLT

A



- Projects the bolt only while power is applied
- Lock or unlock by remote switch, key switch, timer or other electrical contact
- Size: 1-3/4"W x 6-3/4" L (including keeper)
- Bolt diameter: 5/8"
- Projects: 5/8"
- Keepers included

MFG #	DESCRIPTION	EZ #
103	Fail Safe 24VAC	009758

ARMoured DOOR LOOP



- For use with electrified locks
- Brings electric current from the hinge side of a door frame across to the door
- 18" flexible armored cable
- End brackets are deep drawn anodized aluminum to conceal wire connections

MFG #	DESCRIPTION	EZ #
271	Door Loop	035045

BATTERY PACK



- Long life sealed replacement 9V battery pack for 11A, PG10 & LL1

MFG #	DESCRIPTION	EZ #
BP6	Battery Pack	000532

POWER BOOSTER INTERFACE MODULE



- Power booster interface modules that fit inside of an electric latch pullback exit device
- When energized by a 24VDC power source, they provide a local high current surge to the EL exit device to pull back the latchbolt
- Provides solenoid coil switching for dual coil solenoid applications
- Provides significant improvement on power supply limitations and typical wire run since the unit is located inside the exit device or the hinge jamb
- Compatible with most 24VDC 1.5A or greater power supplies
- Input voltage: 24 to 35VDC
- Dimensions: Tubular 3.5"L x 1.5"W
- Recommended power supply output fuse:
 - » Glass: 3.5 to 5A
 - » Resettable: 1.0 amp trip
 - » Recommended relay rating: 5A or greater
- Maximum wire runs: 700' with 18ga wire, 1000' with 16ga wire, 1250' with 14ga wire, 1500' with 12ga wire

COMMON APPLICATIONS:

- Existing wire gauge in a facility that is too thin to be used by traditional EL exit devices
- A desire to locate all power supplies in a central location for ease of maintenance
- A value engineering scenario requiring a more cost effective power supply
- Replacement of a defective or anemic Von Duprin interface module

MFG #	EZ #
PM200	105957

CONCEALED DOOR LOOP



- A low cost method of transferring low voltage power from the door frame to the locking device
- CDL slides into the door and/or frame completely concealing itself when the door is closed
- Designed for continuous and butt hinge applications that are either full mortise, half mortise or half surface and have a standard throw
- Aesthetic appeal will benefit retrofits and new installations alike
- **CDL-AL:** standard 6" length with aluminum finished caps
- **CDL-BLK:** standard 6" length with black anodized finished caps
- Durable finish
- Special 1/4" flexible armored conduit
- Easy installation
- Supports up to 180° swing on butt hinge and standard continuous hinge applications, not designed for swing clear or off-set pivot applications
- Variable mounting locations

MFG #	FINISH	EZ #
CDL AL	Aluminum	101385
CDL BLK	Black	101543

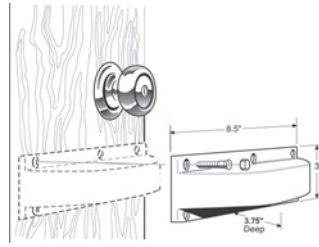
KNOB & LEVER PROTECTOR



K12



K12D



- Protect-A-Lok is made from Lexan® poly carbonate which is virtually indestructible
- For use in areas where locks may have a chance of getting hit by carts, forklifts or vehicles
- Installs in minutes

MFG #	FINISH	EZ #
K12	Cream	008210
K12D	Duranodic	008211

ARMoured DOOR LOOP



K DS12

- 1/4" flexible stainless steel conduit
- Stainless steel end pieces and mounting screws
- For transfer of low-voltage electrical current from the door to the door frame

MFG #	LENGTH	EZ #
K DS	18"	078599
K DS12	12"	085452

CARBIDE TIP DRILL BITS



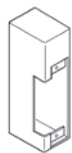
- High quality specially sharpened on a diamond wheel
- Ideal for penetrating hard plate and other demanding metal work

MFG #	DIAMETER	LENGTH	EZ #
K14X6	1/4"	6"	008221
K38X6	3/8"	6"	008223

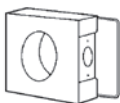
WELDABLE GATE BOXES



K BXA/R



K BXES3A



K BXSGL



K BXSIM

14 GAUGE STEEL BOX TO INSTALL LOCKS, EXIT DEVICES, & ELECTRIC STRIKES ON GATES

MFG #	APPLICATION	SIZE (H X L X W)	EZ #
K BXSGL234	Single Key-In-Knob/Deadbolt, 2-3/4" Backset	3-1/2 x 4-3/4 x 1-5/8	035848
K BXSGL	Single Key-In-Knob/Deadbolt, 2-3/8" Backset	3-1/2 x 4-1/2 x 1-5/8	068179
K BXA/R	Adams Rite 4500/4700/4900 1-1/8" Deadlatch	7 x 2-1/16 x 1-13/16	029033
K BXES2	Adams Rite 7170, Eff Eff Strike 4 & 7 Series, RCI 4104, 7104	5-1/16 x 2-3/8 x 1-3/4	029036
K BXES3A	Adams Rite 7100/7140/7160, HES 5000 With 501 Option	5-1/16 x 2-3/8 x 1-3/4	029043
K BXSIM	Kaba Simplex 1000, 5000, Eplex 5X00, Alarm Lock Trilogy	9-1/4 x 5-1/2 x 1-3/4	044917
K BXSIM 7004	Kaba Simplex 7004/7014 series	6-1/2" x 4-5/8" x 1-3/8"	100265