

## CYLINDER GUARD RINGS & WAVE WASHER



- Hardened steel free spinning and tapered cone-shaped cylinder guard ring
- Protects mortise & rim cylinders against wrenching
- Durable powder coat finish
- K24A & K24LA are packed with a stainless steel wave washer & spacing collar

MFG #	CYLINDER LENGTH	WASHER & COLLAR	FINISH	EZ #
K24A	1" to 1-1/8"	Yes	Aluminum	025686
K24LA	1-1/4" to 1-3/8"	Yes	Aluminum	008215
K24SPA	1" to 1-1/8"	No	Aluminum	035852
K24B NSPB	1" to 1-1/8"	No	Duranodic	035853
MFG #	DESCRIPTION		FINISH	EZ #
K24WSHR	Wave Washer		Aluminum	105529

## DOUBLE ALUMINUM DOOR STILE GUARD



- For securing sets of double aluminum doors
- 12 gauge steel construction increases security and can repair doors that have already been attacked
- Designed with a "knock out" to accommodate Adams Rite Bolt
- Baked on powder coat finish
- 7-3/4" x 1-3/4" x 1-3/4"

MFG #	FINISH	EZ #
K15A	Aluminum	029038

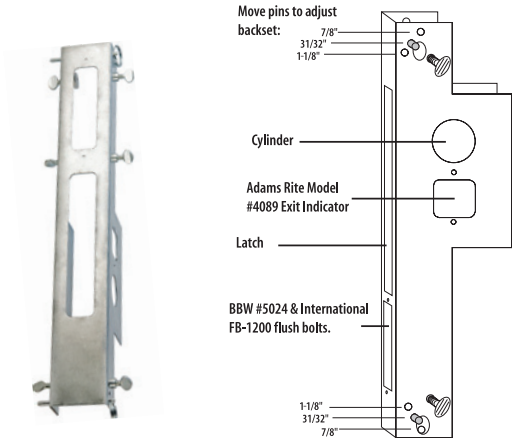
## ALUMINUM DOOR OFFSET STILE GUARD



- For reinforcing or repairing jambs with offset hung aluminum doors
- Non-handed guard is easy to install and includes pop rivets and carriage bolts
- Baked on powder coat finish
- 8" x 1-3/4" x 1-3/8"

MFG #	EZ #
K20A	029040

## ADAMS RITE ROUTER INSTALLATION TEMPLATE

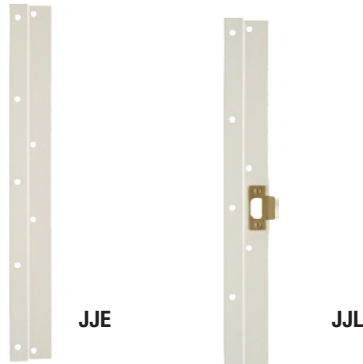


- Make precise installations of Adams Rite 1850S, 4530, 4710, 4711 & 4900 series locks
- For 7/8", 31/32" & 1-1/8" backsets
- Includes guide for Adams Rite exit indicator 4089
- Has cutout for BBW #3925 & International FB-1200 flush bolts
- For 1/2" router guide with a 1/4" bit

MFG #	EZ #
TMPAR	035849



### JAMB JACKETS



- Door jamb reinforcer repairs and covers damaged and split out door jambs damaged by a break-in without the expense of replacing the whole jamb
- Manufactured from sheet metal approximately 1/16" thick for 1-3/4" doors
- 1-3/8" available by special order
- Adds reinforcement to undamaged jambs for additional security
- Designed to cover standard 1/2" rabbeted jamb
- Finished in beige powdercoat for durability, may be repainted to match existing colour scheme
- Recessed to accommodate T-strike except JJE model

MFG #	LENGTH	EZ #
JJE 134 16	16"	060526
JJJ 134 24	24"	060525
JJJ 134 36	36"	088727

### HOLLOW METAL DOOR BRACKETS



- LMB01**
- For installing cylindrical knob locks or dead-bolts on hollow metal doors
  - Made of 12 gauge cold rolled steel
  - Supplied with adhesive template and pop rivets for convenience & accuracy
  - Center cut-out for seamed doors

- LMB02**
- As above for mortise locksets

- LMB03**
- For hollow metal or aluminum door & frames (set of 2)

MFG #	APPLICATION	EZ #
LMB01	Cylindrical Knob & Deadbolt	065840
LMB02	Standard Mortise Locks	068322
LMB03	Metal, Aluminum Door & Frames	070479

### "PIT BULL" LATCH EMBOSS TOOL




- For latch installations on 18 & 20 gauge hollow metal steel doors, this tool creates a rectangular formed pocket at the edge of the door
- A few turns with a wrench will squeeze an indentation that will accept both 1" and 1-1/8" wide by 2-1/4" high latches
- Not for seam doors

MFG #	EZ #
MDLT1	100095

**7 SERIES FACEPLATES**



R



**B4714**

**B4704**

**B4705**



**B4707**

**B4708**

**B4714 - FOR 7114**

- Use with centreline mortise exit devices, cylindrical or centreline mortise locks
- 1-1/4" x 4-7/8"

**B4704 - FOR 7104**

- Use with aluminum, cylindrical or centreline mortise locks and centreline mortise exit devices

- 1-1/4" x 4-7/8"

**B4705 - FOR 7105**

- Use with centreline mortise exit devices, aluminum, cylindrical or centreline mortise locks

- 1-1/8" x 5-7/8"

**B4707 - FOR 7107**

- Use with aluminum locks, cylindrical or centreline mortise locks and mortise exit devices

- 1-1/4" x 6-7/8"

**B4708 - FOR 7108**

- Use with aluminum locks, cylindrical or centreline mortise locks and centreline mortise exit devices

- 1-7/16" x 7-15/16"

MFG #	FOR	FRAME	CORNERS	EZ #
B4714 32D	7114	Hollow Metal	Square	080950
B4704 32D	7104	Aluminum	Round	080949
B4705 32D	7105	Aluminum/Wood	Round	036930
B4707 32D	7107	Aluminum	Round	081393
B4708 32D	7108	Aluminum/Wood	Round	080955

**4 & 7 SERIES JIG**



- Frame prep jig for ANSI-sized electric strike
- For series 4104, 4114, 7104 & 7114

MFG #	FINISH	EZ #
4/7 JIG	Aluminum	066332