

Rock Talk



In This Issue

- September Club Meeting Program
- The August Meeting as I Saw it
- August Club Meeting Photos
- August Tuesday Jewelry Workshop
- Board of Directors Meeting Minutes
- What is It?
- Missouri Rock Hounding
- Bench Tips
- Club Membership Form

September 2017



Rock Talk



September Meeting Program

Mark Moore will be giving the presentations about meteorites. He has many examples to show. Mark will be talking about several types of meteorites including pallasites, stony, stony iron, moldavites, and tektites.

The rock cutting, grinding, and polishing equipment will be set up for use after the presentation.

Refreshments will be available, and we will have the 50/50 drawings.

The Meeting as I Saw it



by
Dorwin Skinner
Club Vice President



Summer is over, at least for the Rock Hound club. We ended our summer with one of our largest and best meetings ever. By my count we had 45 people at this last meeting. When the snowbirds return it might be standing room only. Linda Spaulding brought her microscope and examples of micro-fossils. It is amazing what you can see with the instrument. A junior guest, Aiden, used it to look at some of his specimens. Aiden's father, Michael, had a box with several specimens for identification, and Linda was only too happy to oblige. Anyone

who needed slabs to cut and grind, Ralph had a table full for sale. As usual the social time was a huge success. I will have to think about this but maybe when we get 100 paid members I will bring two cakes to at least one of our meetings. We already have almost 80 members so 100 is within the realm of possibility.

Before the meeting started, Judith gave her presentation "Microwave Kilns". She literally piled up some pieces of glass in a small round Microwave Kiln. The kiln kind of looks like something made from plaster of Paris. Of course it isn't but that is what it looks like. She put it in the microwave and a few minutes later the glass

had melted. It would take a while to cool enough to be handled so we turned the meeting over to Ralph while we waited. We had the 50/50 drawing and it went just like it normally does...I didn't win. Maybe next time.

Next up was Roger Wheeler. The Wheelers put on several programs for school



The meeting is about to begin.

Cover Graphic

Artist's conception of an asteroid impacting the Earth; an introduction to the subject of the September meeting program.

children each year and Roger gave us an example. Those florescent rocks were amazing. He had our attention and I know he would have theirs as well. Thanks Roger.

Then we headed back to the microwave to see Judith's finished product. It was beautiful. It's amazing what she made from just a few pieces of broken glass.

The Weeki Wachee Senior Citizens Center needs our HELP. They need yard sale items. Please bring in your "STUFF" so they can make money to pay for that roof that keeps the rain off our heads.

Now that your mind is in the help mode, the December Gem Show is coming up fast. We will need help, we will need people to work at the show. People are needed to run the club sales table and ticket sales. We are in need of items for our club sales table and items for our drawings. A successful show takes time and effort.

The election of officers is just around the corner. We need volunteers to fill the positions. We cannot continue to rely on the same people to do it all for us, they need HELP. For the past 10 or so years a few people have kept this club running and now it is time for others to help. Can anyone take time out from counting their money to become Treasurer or maybe set aside that book your writing and become Secretary. You really want to be in charge how about President? If your bored, how about serving on the board of directors?

Next Meeting, Wednesday, Sept. 13th, 7:00PM at the Weeki Wachee Senior Citizens Center

August Club Meeting Photos

Photos by Dorwing Skinner



Identifying a deer jaw bone.



Fused glass pendant by Janet Wheeler



Meteorite



Judith selling 50/50 tickets



Drawing prizes



Michigan native copper



Selenite (desert rose)



Topaz crystal



Mazon Creek Fossil



Identifying a deer jaw bone.



Bumblebee jasper



Linda demonstrating her microscope

Tuesday Jewelry Workshop

by Dorwin Skinner

It was the first Tuesday of the month and I forgot that it was a day for the jewelry class meeting. I rolled out of bed around 8 AM, poured my cup of coffee, sat in front of the computer, and brought up the daily funny paper. It was about then when I remembered the class. I jumped up, got ready, and headed for the door without reading the daily funny paper, let alone any news.

When I arrived everyone was already there but the class had not started. I was on time, well sort of. Jerry Johnson sent some in specimens that he was offering for sale. There are a couple of them that I just might have to buy. Since our next meeting will be about Meteorites, I wonder if the meteorite specimen will sell in September.

Melodye started the class by explaining how to make the rings that would be needed and how to prepare and solder them. It wasn't long before everyone had a bunch of rings in front of them. She then told them to start bending them until they looked like a paperclip and then to bend them again until the ends almost touched. Next they started hooking them together until they had a short chain. Melodye had said that they were going to make a bracelet, but I am telling you that this short chain wouldn't go around a child's wrist.

Now for the fun part, the class is over for this month and they will not finish until the September class. Guess what, I won't see it then either. It's time for me to take a cruise. I hope someone will take some good pictures. You know I will be thinking about that class the entire time that I am on board the ship.



Melodye assisting Ron



Soldering the rings



Gary working on his piece



Microwave kiln demo and fused glass from the kiln.



Next month we will finish the bracelets.



Carole making a precision cut



The equipment is ready

Withlacoochee Rockhounds Board of Director Meeting Minutes - August 15, 2017

In attendance: Ralph Barber, Dorwin Skinner, Judith Bix, Janet Wheeler, and Roger Wheeler.

- Amazon Smile, Since we are not a 510c3 organization this will have to wait until the next set of officers spend the money and re file to reinstate us. We lost our status a number of years ago.
- Credit Card Ads, Have they been paid for?. No and Ralph says that neither he nor Jerry wish to continue the ads.
- Should we post the year that board members' terms expire, Yes, starting with the next year.
- Should we have a separate designation for youngsters? Yes, we will need to add a designator block to the application.
- Should we modify the by-laws to add term limits. No, without more volunteers we don't have that luxury.
- Should there be a change in membership dues. Yes, we will have to do it next year and it will affect the 2019 year.
- Nominating committee, We need to pick a nominating committee at our September meeting.
- Gem Show. We prepared for mailing 75 vendor applications. Dorwin will meet with Linda Anderson and Katie Schmidt and send out notifications to every Southeast Federation Club in Florida and Email the vendors that the Tampa Bay club uses. (this has been accomplished)

Submitted by Dorwin Skinner

Wanted

We were contacted through our web site, asking if any of our members have a flat lap and/or saw for sale.

Contact:
Clair Frisbee
cfrisbee@tampabay.rr.com
727-534-5973

Withlacoochee Rockhounds

43rd Annual

Jewelry Fossil Mineral
and
Gem Show

Dec. 1, 2, 3, 2017 9:00AM-5:00PM

withlacooccheerockhounds.com

Featuring:

- Artisan Jewelry
- Gemstones
- Fossils
- Minerals
- Lapidary Equipment
- Educational Displays
- Fluorescent Mineral Display
- Lectures
- Hands-on activities for children
- Famous diamonds of the world



Admission: Adults \$3.00 • Teens \$1.00
12 and under Free • Parking Free

Special programs for children on Saturday, Dec. 2nd at 11 AM and 2 PM. See and touch fossils.

Veterans Memorial Park

14333 Hicks Rd., Hudson, FL 34669

Show Chair: Ralph Barber
352-200-6852

Show Info.: Judith Brix
352-587-1702



To download color and black and white printable versions of this flier, connect to:

<http://www.withlacooccheerockhounds.com/annual-gem-show.html>

What is It?

Can you identify the specimen below?




Answer in next month's *Rock Talk*.

Last month's "What is It" was
Agatized Coral



The answer to this month's "What is It?"
Can be found on our website.

www.withlacooccheerockhounds.com



Hernando County, FL

Missouri Rock Hounding

by Mike Stone

Last month Peg and I (and our rescued half grown kitten) traveled to central Missouri to poke around the Jefferson City area. We pulled our trailer and motorcycle so we could leave the motor home in the campground and do a bit of touring, sight seeing, geocaching, and rock hounding. One of our stops for a geocache was at Sam's Club. There was a huge excavation created when the hilly ground was leveled for the parking lot and building. After finding the geocache, we had to see what we could find for rocks. Unfortunately the towering ledges were cordoned off with chain-link fence, so the closest we got to the tall wall was about three hundred feet.

Menard's, which is a Lowe's/Home Depot on steroids, was nearby so we pulled into their gigantic parking lot and got our hoofing quota in for the day without seeing anything twice and without scratching the surface of their inventory. Our only purchase was a squirt bottle to be filled with water to convince the cat not to claw the furniture in the RV.

As we were leaving we saw that excavation had taken place when the building and parking lot were built, not long ago. So we rode the bike to the ledge and parked. It didn't take us long to see a layer of beautiful banded chert nodules in the wall about five feet above the parking lot level. We walked along the seam of what looked very much like pudding stone with circular to elliptical pieces of chert broken off at



An interesting sandstone outcropping at the "Highway 50 Road Cut" EarthCache.

the surface of the vertical ledge.

I pulled my rock hammer and chisel from the motorcycle saddlebag and pounded away to free up a few pieces of the banded chert, while Peg walked along the base of the ledge picking up pieces that had fractured and broken off the wall. Nothing we found was of high quality, mostly because of the ease of fracturing, but it was nice to be able to add to our collection and have solid, long lasting mementos of our trip to Missouri.

The next day we went to a Runge Nature Center in Jefferson City, Missouri. Our mission was to locate an EarthCache named "Sherman's Rock", answer questions about the physical characteristics of the rock and surrounding vegetation, to prove that we actually found the EarthCache. We walked on a well maintained path that followed along beside a half dried up creek until we reached the big boulder on the side of the trail. Sher-



A tiny quartz crystal pocket (vug) in banded chert found at Menard's



Checking out the Menard's excavation.

Continued on next page

Next Meeting, Wednesday Sept. 13th at 7:00PM at the Weeki Wachee Senior Citizens Center

man's Rock must be the least impressive of the sixty-three EarthCache's we've found in our ten years of geocaching. It was about the size of a Volkswagen Beetle, the top was covered with moss and rudimentary plant growth. The most peculiar aspect of the rock was the surface with its deep voids, some of which were cylindrical holes. According to the cache owner, the rock is composed of granite and sandstone and over the years the sandstone was worn away by creek water, while the harder granite remained intact. However, Peg and I believe that the rock is limestone and the softer, more easily dissolved limestone portion was eroded from the "mother rock" leaving the voids. Besides, we haven't seen any granite since leaving New Hampshire two years ago.

We answered the required questions and headed back toward the motorcycle. But first we couldn't resist checking out the creek bottom that was littered with shards, chunks, and small pieces of rock. So we climbed down and stone-hopped across the narrow stream to get a good look at the rocks. We were pleased to discover several very nice light brown chert pieces scattered here and there in the creek bed. I pulled out an eight-pound piece of solid chert that will look very nice near the flower garden. Peg found several pieces that could be cut, ground, and polished, and made into jewelry.



Lots of interesting rocks in the creek. This is where we found the brown chert.

During the next two days we visited other EarthCaches. A couple were the remains of sinkholes that were exposed when road cuts were made. We gathered the necessary information to answer the questions and

searched the rock walls for interesting specimens. We found more banded chert, which turned out to be common place in central Missouri.

One stop was at a sandstone outcropping at another road cut. When we stopped it was like we'd stepped into a desert environment out west. Water and wind had sculpted the loosely cemented sandstone leaving a deep alluvial area at the base of the ledge.

We didn't visit Missouri specifically to find rocks or study geology, but since we are both geocachers and rock collectors, we kept our eyes open and devoted much of our time two of our hobbies while passing much beautiful scenery on our motorcycle, another of our hobbies.

David Letasi Report

Have you been trying to find Dave Letasi's monthly article? There is a reason you can't find it. Our resident paleontologist is recuperating from open-heart surgery. As you know Dave never does anything halfway, he had a quadruple by-pass. He will miss our September meeting while doing physical therapy at Consulate Health Care of Bayonet Point. Anyone wishing to send him cards; his address is **13083 Jaywalk Rd., Weeki Wachee, FL 34614**

Business Card Size Advertisement

Our club can use the income generated by selling business card size advertisements in our newsletter and website. If you know of anyone who might benefit by advertising in the *Rock Talk*, please contact them and let them know that we can post their ads for ten dollars (\$10) per month. **An ad subscription for one year will include a one-year club membership.** The *Rock Talk* is distributed to more than only our club members, it is available on our website and therefore it has the potential for being distributed to over one thousand readers each month.

Contact newsletter editor Mike Stone at:
n1ve@amsat.org
603-524-0468

Monthly Meeting Kitchen Duties

In an effort to spread the kitchen duties at our monthly club meetings, Katie Schmidt has come up with a sign-up sheet so members can choose when they would like to take over the kitchen duties.

Duty Descriptions

- Arrive by 5:30 PM
- Gather two large Rubbermaid containers from the storage room. The containers are inside the large white wall cabinet, on the bottom shelf on the left side of the cabinet.
- A bowl to contain ice for drinks is either in the same cabinet or located in a cabinet in the kitchen.
- Plug in the electric strip bar in the kitchen, and then plug in the coffeemaker.
- Prepare the coffeemaker. Make eighteen (18) cups for a regular meeting. Use one scoop per two cups of coffee. Start the coffeemaker. *Coffee usually takes 15 to 20 minutes to brew.
- While coffee is brewing place coffee cups, sugar, creamer, and stirrers around the coffee maker.
- Set out waters/drinks and ice bowl. (Ice is in the freezer.)
- Set out disposable saucers, forks, and napkins for desserts.
- Tongs and a large knife (for cutting cake) are in the kitchen drawers.
- Set out the donation can and the framed donation sign.
- After the meeting, clean up and return all supplies from where they came.

Thank You

2017 Kitchen Duty Sign-up

September 13, 2017.....**Bill S.**.....**Leslie**
 October 11, 2017.....**Gary S.**.....**Harry K**
 November 8, 2017.....**Jan G.**.....**Jenna S**
 December 13, 2017.....**Mike S.**.....**Barbara M**

Withlacoochee Rockhounds



Bench Tips by Brad Smith



Bench Tips for Jewelry Making and Broom Casting for Creative Jewelry are available on Amazon

Just a Drop


Hobby shops and model airplane stores carry small plastic dispenser bottles that are handy for putting a drop of flux, oil, or glue just where you want it. They have a length of small metal tubing coming out the top that lets you squeeze out very small drops.

I use one with a short length of tubing for oil when I'm sawing or when drilling harder metals like steel. Another bottle I found in a plastics store has a longer length of metal tubing on it. People who work with plastic use them for dispensing fast drying glues to join pieces of acrylic. The long metal tube lets you reach into tight places. Either of these is handy for flux at the soldering station.



New Book about Foredom Tool Bits


Confused by all the tool bits available for your flexible shaft or hand-held motor tool? "Accessories for the Foredom and Dremel" explains what each is good for, which ones save the most time, and the tool bits that best improve the quality of your work. Also included are bench tips for getting good results and cautions for safe use.



Foredom Maintenance

If you have a Foredom flexshaft, it makes sense to check it over every so often to be sure it is running properly. But is that done? You've probably lost the little booklet that came with the unit. Well, being the good company it is, Foredom has put together an extensive set of videos on how to do almost anything.

The series covers set-up, lubrication, replacing a sheath, motor maintenance, and handpiece maintenance. Few if any special tools are needed. You can watch the videos at www.foredom.net/flexibleshaftmachinemaintenance.aspx particularly under "Foredom Basics" or the "Foredom Shafting..." categories. Any repair parts needed are available on the Foredom site or from most jewelry supply catalogs.



Specimens Needed

During our gem show in December we will have an activity table set up specifically for children so they can touch and handle specimens. Also, we would like to give small specimens to children who visit the gem show. Therefore, we are looking for interesting rocks, minerals, and fossils that are large and durable enough so they won't be inadvertently hauled off (five to ten pounds) or broken. We also would like to have small specimens that can be given to young people who visit our display/activity table.

If you have large rocks, minerals, or fossils that can be handled by children at the gem show or small specimens that can be given to children, contact **Linda Spauld** or bring them to a club meeting.

352-588-0146

wlsaul@yahoo.com

Tuesday Workshop at the

Weeki Wachee Senior Citizens' Center

The Withlacoochee Rockhounds is giving workshops on wire wrapping (stones), chain making (jump rings) and possibly other related skills at the Weeki Wachee Senior Citizens' Center in Spring Hill. The workshops are on the **first Tuesday of the month from 9:00 AM until 12:00 noon**. The cost per workshop is \$1.00. To participate in the workshops, one must be a member of the *Withlacoochee Rockhounds*, which covers dues to the *Weeki Wachee Citizens Club*. Contact number: 352-587-1702

**Weeki Wachee Senior Citizens' Center.
3357 Susan Dr.
Spring Hill FL 34606**

For more information call Judith at: 352-587-1702

**Next Workshop
September 5th 9:00 AM
Completing our bracelets.**

Newsletter on our Website

The latest issue of Rock Talk will be posted on our website about a week before the upcoming meetings. It can be downloaded to your computer as a PDF file. If any club members currently receiving the Rock Talk via email would prefer to download it from the website, please let me know and I will discontinue sending it to you by email.



Our Website

www.withlacoocheerockhounds.com

Next Meeting, Wednesday Sept. 13th 7:00 PM at the Weeki Wachee Senior Citizens Center

Withlacoochee Rockhounds

Membership Form

Complete this form and bring it with you to the Withlacoochee Rockhound meeting.
Attach your membership dues to this form.

Annual Dues: \$15.00 for an individual member or \$25.00 for a family

Please Print Clearly

Primary Member

Last name

First Name

Renewing members check here if no change in information below.

Additional family members:

Last name

First Name

Check if
under 18

Last name

First Name

Check if
under 18

Last name

First Name

Check if
under 18

Last name

First Name

Check if
under 18

Street Address:

City:

State:

ZIP

Phone Number(s):

Email Address:

Give this completed form along with your check for dues made out to "Withlacoochee Rockhounds" to club secretary Janet Wheeler at the club meeting. Or mail the form and your check to Withlacoochee Rockhounds, PO Box 5634, Spring Hill, FL 34611-5634

Rock Talk

New Roof Yard Sale

The Weeki Wachee Senior Citizens Center needs our HELP. They need yard sale items. Please bring in your "STUFF" to the next club meeting so they can make money to pay for the roof that keeps the rain off our heads.

Your Business Card Size Ad in Rock Talk

The cost to advertise your businesses in *Rock Talk* is \$10.00 per month. . Contact Mike Stone to set up an ad in both the club newsletter and our website. It will benefit both your business and our club.

Withlacoochee Rockhounds
PO Box 5634
Spring Hill, FL 34611-5634

Withlacoochee Rockhounds

Purpose

We are a non-profit organization whose purpose is to foster interest and promote knowledge of minerals, gems, fossils, lapidary arts, and earth sciences, through regular meetings, informative programs, workshops, and field trips. PLUS our annual gem and mineral and jewelry show. Membership is open to anyone sharing such interests.

Dues

Dues are \$25.00 annually for a family and \$15.00 annually for a single member

Club Meeting Location and Time

Weeki Wachee Senior Citizens Center, 3357 Susan Drive in Spring Hill. The meetings are held on the second Wednesday of the month at 7:00 PM.

2017 Club Officers

President.....	Ralph Barber.....	352-200-6852.....	barbersbloomers@hotmail.com
Vice President.....	Dorwin Skinner.....	352-610-9422.....	twoantiques2@yahoo.com
Secretary.....	Melodye Steverson.....	352-683-9496.....	melodye@designsbymelodye.com
Treasurer.....	Janet Wheeler.....	727-938-3644.....	ceecgirl@tampabay.rr.com
Rock Talk Editors.....	Mike Stone / Peggy Burns.....	603-524-0468.....	n1ve@amsat.org
Club Web Master.....	Mike Stone.....	603-524-0468.....	n1ve@amsat.org
Mailing Reporter.....	Janet Wheeler.....	727-938-3644.....	ceecgirl@tampabay.rr.com
Program Coordinator.....	Melodye Steverson.....	352-683-9496.....	melodye@designsbymelodye.com
Education Chairman.....	Judith Bix.....	352-587-1702.....	judithbix@hotmail.com
Publicity Officer.....	Dorwin Skinner.....	352-610-9422.....	twoantiques2@yahoo.com

Board of Directors: Rovie Alford, Ralph Barber, Judith Bix, Dave Letasi, Melodye Steverson, Dorwin Skinner, Mike Stone, Janet Wheeler