
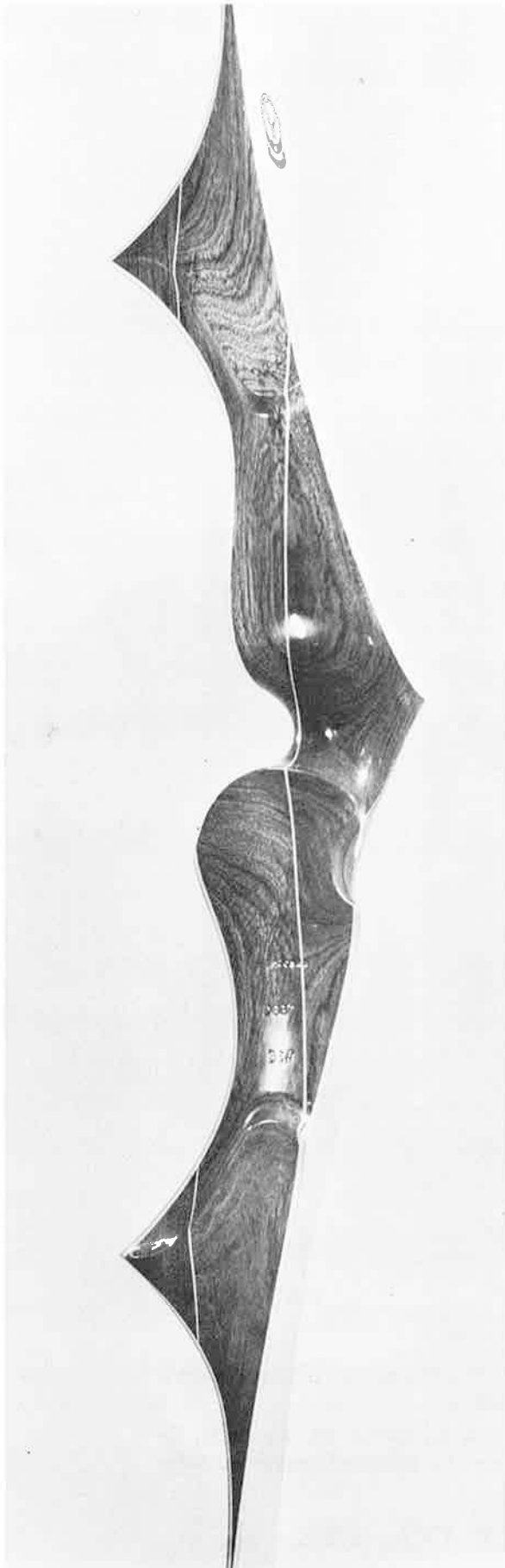


# Staghorn



## TRIUMPH


Functionally the most perfectly designed bow regardless of price.

Riser is designed specifically so that all forces on the limb fall well back of the bow hand thus giving extreme stability. The riser design also lends itself well to incorporate the use of weights, both internal and external, to the ultimate advantage.

Lengths 65", 69", 72". Bubinga riser, made to order handle with thumb rest. ~~\_\_\_\_\_~~  
Added weight, extra charge. East India Rosewood, extra charge.

\$119.50

# *Speedflight Series*



**FALCON 68"**

**BUFFALO 68"**  
(more deflex)


**MAGNUM 64"**

Standard model – Purple Heart; Custom model – Rosewood (Extra charge).  
Forward lean handle, made to order grip, \$89.50

Outstanding feature on the Speedflights is that all forces on the limbs lie well back of your hand which helps counteract the effect of torque or rotation on the handle.

**STAGHORN ARCHERY CO., INC.**  
Telephone 536-2664 Merrill, Wisconsin

# Tournament Models



**TRIUMPH**

65" - 69" - 72"  
Bubinga

~~██████████~~

*\$119.50*

**DELTA**

65" - 68" - 72"  
Purple Heart or  
Bubinga  
\$95.00 up


**TEMPEST**

64" - 67"  
Purple Heart  
\$67.50

**MASTER**

67"  
Birdseye Maple  
& Rosewood  
\$54.50

# Hunting Bows



**HUNTMASTER**


60"                      58"  
Birdseye Maple & Rose-  
wood. Standard handle.

**TEMPEST**

58"  
Styled hande with  
thumb rest.

**STAGHORN ARCHERY CO., INC.**  
Telephone 536-2664 Merrill, Wisconsin

# *Tempest Series*



**TEMPEST 67"**

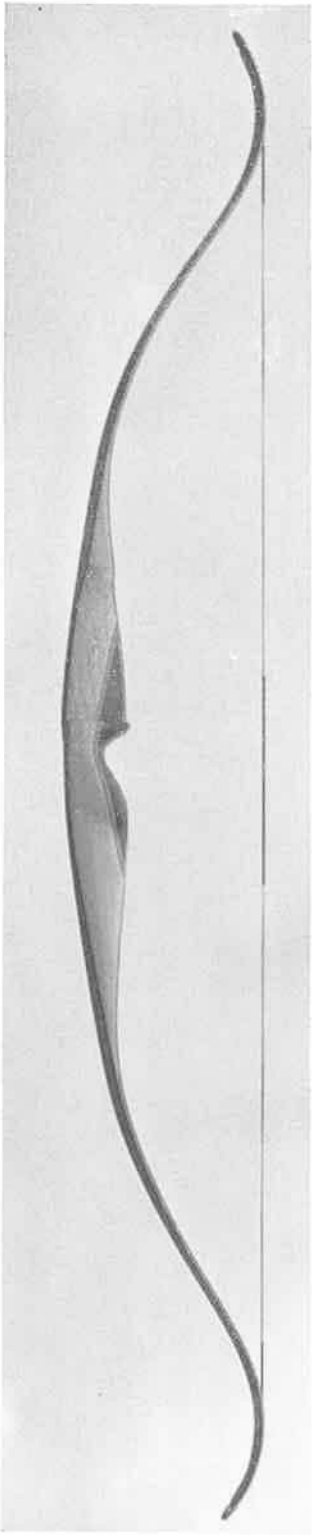
**TEMPEST 64"**

**TEMPEST 58"**

Purple Heart Riser wood. Handle styled and sized to order. Thumb rest included. \$67.50. Maximum performance bows at a reasonable price for both tournament and hunting.

**STAGHORN ARCHERY CO., INC.**  
Telephone 536-2664 Merrill, Wisconsin

# The Masters




Stagmaster 67"



Stagmaster 67"



Huntmaster 60"



Huntmaster 58" and 60"

Master styling available in Birdseye maple and Rosewood. Extra charge.

# WEIGHT STABILIZER

*An Advanced Feature*

*That Will Close The Gap Between You And Your Competition*

## INTERNAL WEIGHT

Internal weight can be built into the body of the bow. To add to the "rock like" steadiness of the bow in the hand and dampen out motion on release, internal weight can be added from 6 oz. to 1 lb. according to preference. The weight can be evenly distributed or confined to the lower part of the riser. Small extra charge.




## EXTERNAL WEIGHT STABILIZER


Rigid external weight suspended 8" to 12" below the riser. This weight is adjustable, removable, and allows you to adjust for peak effect. Our tests have proved that a single low weight is far more valuable than balanced weights and that the lower the weight on the bow the more stabilizing its effect. Extra charge.

# Four Delta

CALIFORNIA — This style is by far the most popular today. At full draw, the wrist is in a straight line with the arm. Pressure on the hand falls on heel of thumb to center of palm. Fingers may point ahead or angle down slightly. Heel of handle is cut down enough to accommodate this pressure point and high enough to balance the bow in the hand.




REGULAR  
DELTA International 72".




REGULAR  
DELTA 68" and 65".

REGULAR — This style of handle can be held with full hand, usually the fingers close around the handle. The wrist is dropped and pressure generally falls on heel of hand (known as "heeling" the bow). The lower part of the handle is cut down smooth for this style.



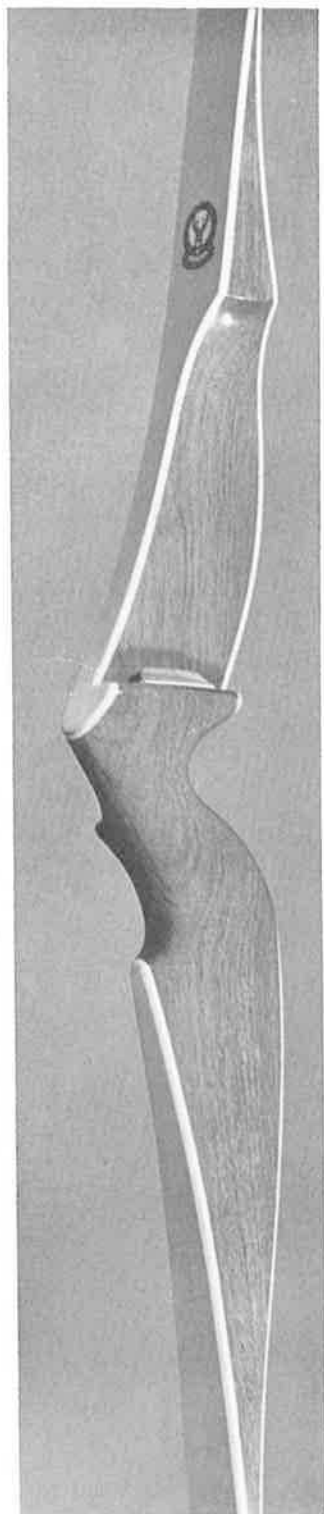
CALIFORNIA  
DELTA International 72".




CALIFORNIA  
DELTA 68" and 65".

# Handle Styles


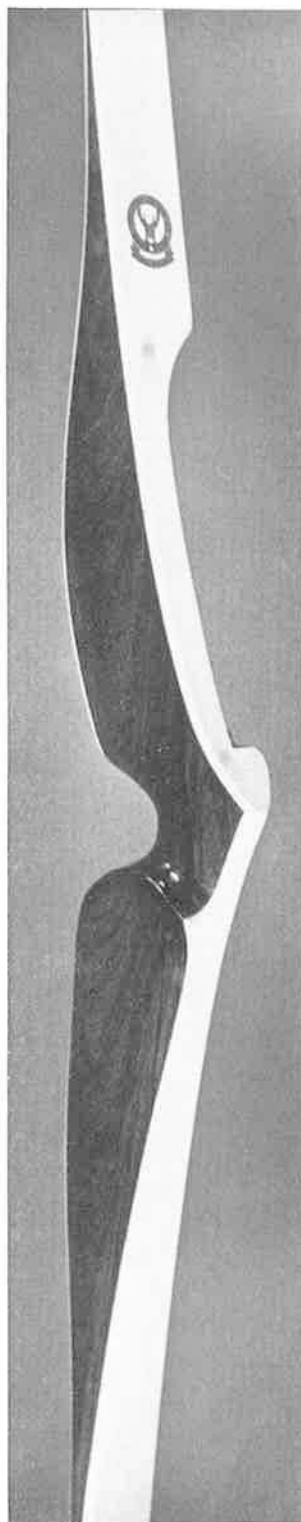
**STRAIGHT WRIST** — For a straight wrist grip, the wrist is elevated and the fingers and thumb point down. Pressure on the hand falls against the web between thumb and first finger. For this style, the handle is shaped to eliminate any discomfort regardless of how high the wrist is elevated.



STRAIGHT WRIST  
DELTA International 72".



STRAIGHT WRIST  
DELTA 68" and 65".



**THUMB REST** — A thumb rest greatly contributes to the balance and steadiness of the bow at full draw as well as comfort. May be shaped on any style of handle. Diagram of thumb position necessary. Extra charge .


## ORDERING INSTRUCTIONS

1. Determine grip by position of wrist and point of pressure at full draw. Order by Regular, California or Straight wrist; or, by Picture Number.
2. Submit outline of hand for size and shape. Diagram thumb and finger position. Note any preferences in shaping or fullness.

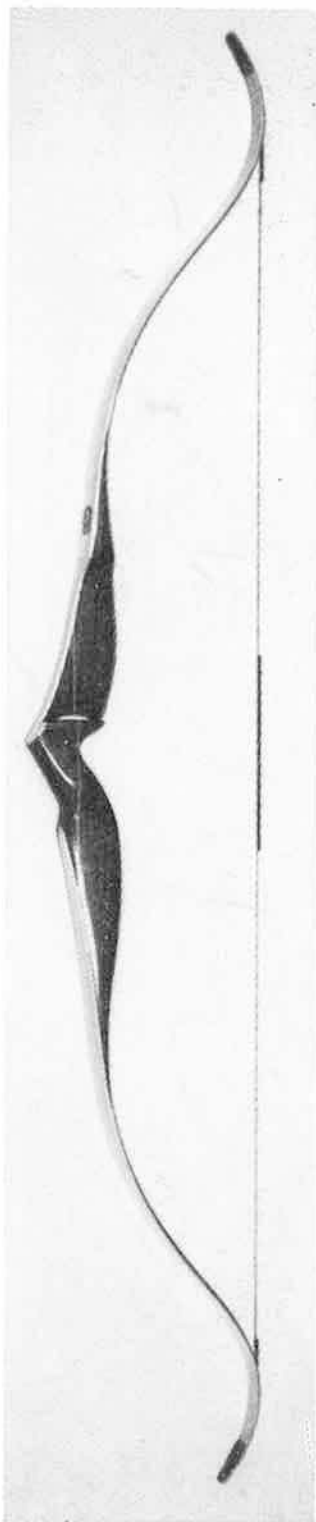
NOTE: For structural reasons, handles are not interchangeable between the Delta models unless the bow is specially built.




ADVANCED FEATURES THAT WILL CLOSE THE GAP BETWEEN YOU AND YOUR COMPETITION.



Deep "V" handle cut straight wrist with thumb rest. Rosewood.



International 72".



External weight stabilizer.

Most advanced styling in Archery today. Features you will see on all bows in the future.