

ALASKA FEDERAL GRANTS SYMPOSIUM: GRANT DEVELOPMENT
APRIL 12, 2022 ANCHORAGE, AK

Welcome!

1

Getting Ready for Grant Writing

Joan Herrmann, President

Alaska Project Solutions

Kelly Herrmann, CFO


Alaska Project Solutions

Grant Writing, Grant Management,
and Strategic Planning

Helping Grantees Succeed!

2

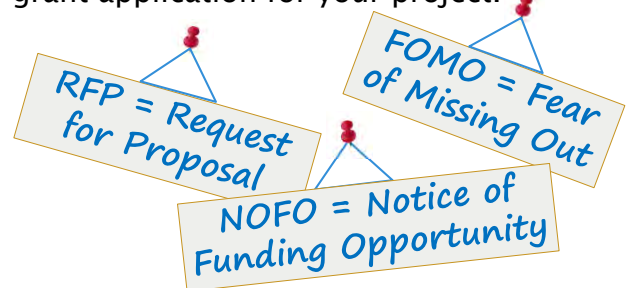
What Does it All Mean?



3

What Does it All Mean?

Our Goal: Help you prepare to submit a grant application for your project.



4



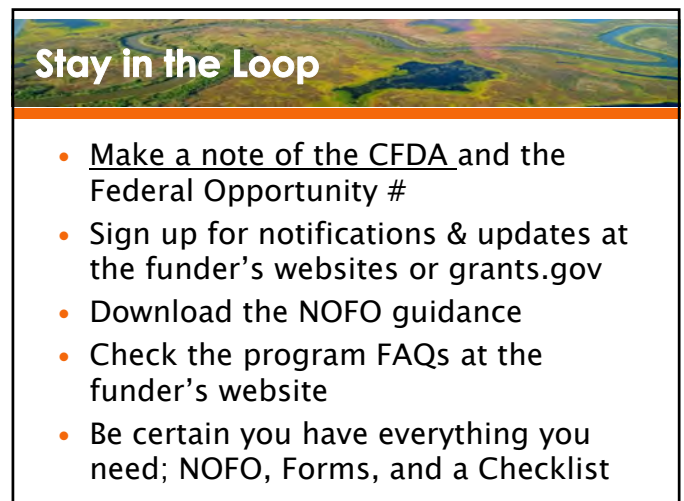
5



6



7



8

Pre-Application Checklist

- ✓ Are there people who can help you with this application process?
- ✓ Does it fit your community's need?
- ✓ Does it fit your agency's priorities?
- ✓ Do you have a qualified team?
- ✓ Do you have a realistic plan?
- ✓ Can you meet the deadline?
- ✓ Are you eligible to apply?



9

Pre-Application Checklist

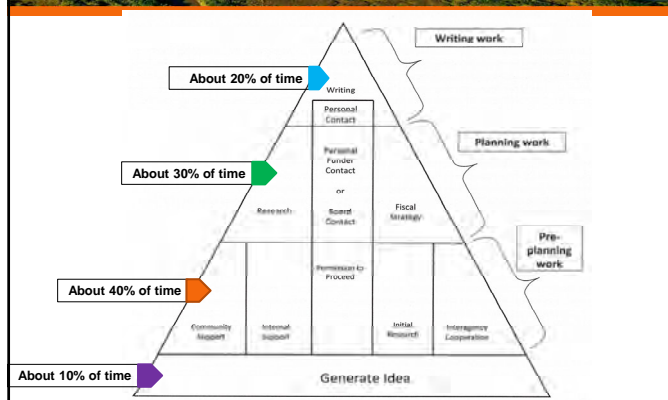
You'll need this information:

- ✓ EIN Number: Employer Identification Number www.irs.gov
- ✓ SAM.gov Government Registration www.SAM.gov
- ✓ UEI Number: Unique Entity Identifier <https://iupdate.dnb.com/iUpdate/>
- ✓ Grants.gov: Find & Submit Grants www.Grants.gov



10

Grant Writing: 80/20 Principle



11

Pre-Application Checklist



Critical Communication

- Introduce yourself and your agency to the funding agency.
- ✓ Let them know you're applying and ask to be on their email update list – if there is one.
- ✓ Discuss your project with them and confirm that you are eligible apply – and that your project fits the program opportunity.
- ✓ Obtain official authority from your Board or your Council to move forward.

12

Pre-Application Checklist

Common Challenges for Grant Writers

- ✓ Communicating with the project funder
- ✓ Time differences and internet issues
- ✓ **Wearing too many hats**
- ✓ Timelines and deadlines
- ✓ Procrastination
- ✓ Limited resources:
Finding a grant writer



13

Grant Building: \$1 Million Advice

- Read the instructions
- Follow the instructions

Pour yourself
a cup of coffee...
you're going to need it!



14

Here's the
BIG Secret... (Your funder wants to know)

- Who are you?
- What do you need?
- Where are you?
- When will it happen?
- Why do you need it?
- How will you do it?
- How much \$\$\$
- How do you know?

HOT TIP!



15

Getting Ready to Write a Grant

Establish dates for completing your application:

- *Due Date:* _____
- _____: All online registrations current
- _____: List of required documents
- _____: Outline of proposal
- _____: Outline of budget
- _____: All supporting docs are due
- _____: Narrative review due
- _____: Budget review due
- _____: Submit application



16

Research & Resources

Examples of support documents required with your application:


- Resolutions and Letters of Support
- Resumes and Job Descriptions
- Current Audits or Financials
- Match Commitment Letters
- Work Plans with Schedules
- Budget and other Forms
- References to Research
- Project Narrative
- Maps and Photos



17

State of Alaska Online Resources

- Lien Watch
- Community Maps
- Financial Documents
- Community Database
- Community Status Report
- Community Photo Library
- Planning & Land Management Publications



[www.commerce.alaska.gov/web/dcra/
communityinformation.aspx](http://www.commerce.alaska.gov/web/dcra/communityinformation.aspx)

18

Research & Resources

Review the scoring criteria of each section and go for the top score in each one!

- Set realistic goals
- Create a reasonable schedule
- List achievable activities
- Create actual position descriptions
- Build a budget to fully complete your project



19

HOT TIP!

Do a search on your NOFO for words such as:

- MUST
- SHALL
- SHOULD
- SUBMIT
- ATTACH
- CONSIDER
- INDICATE
- SIGNED
- FORMAT
- BUDGET



20

Pre-Planning

Here's an example of how to plan in advance for your grant project.

Use a copy of last year's RFP while you begin your planning BEFORE the current year's RFP is available.



21

Why is it important to talk to the community?



22

Community Support

- ✓ Community support is required by grantors.
- ✓ Community support is needed **for success**.
- ✓ Schedule a community meeting to talk about the project.
- ✓ Identify and confirm community priorities.
- ✓ Document all meetings and feedback for use in the application.
- ✓ Keep your community informed so they will want to provide support.



23

HOT TIP! One-Page Magic

Create a one-page document about your project that provides:

- A Needs Statement
- Your Mission and brief Project Description
- Outcomes and Benefits
- Project Cost and Schedule



24

Financial Preparation

Check on your Financial Health

- ✓ Do you have current audits or financial statements?
- ✓ Are current operating policies and hiring procedures in place?
- ✓ Are the financial policies and procedures updated and accessible?

25

Financial Planning

Your budget is one of the most important building blocks of your grant.

Understanding your budget will help you to complete a successful program with lasting results.

What will your project cost?



26

Financial Planning

- Do you have finance staff available? (Or will you need to hire?)
- Will you need administrative funding?
- Will you need engineers and other contractors?
- Will there be travel costs?
- How about supplies, office space, or technology?



27

Submitting Your Application

- ✓ Confirm that you have all the required forms and attachments for the application.
- ✓ Review with "fresh eyes" (give yourself time, a quiet corner, and a good cup of coffee).
- ✓ Check your spelling – you may be surprised!

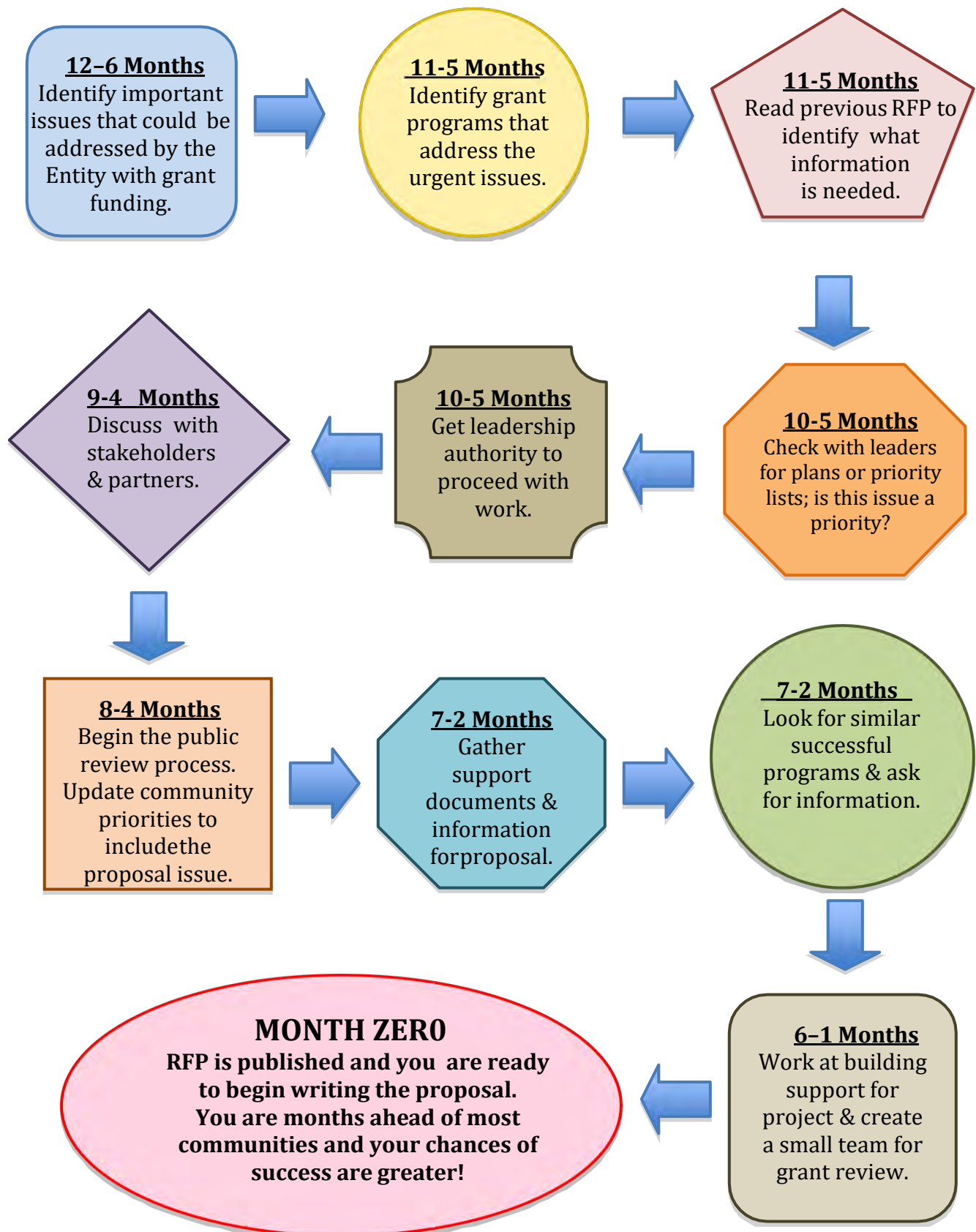


28



29

GRANT PRE-PLANNING TIMELINE



How much time does it take to write a Grant Application?

