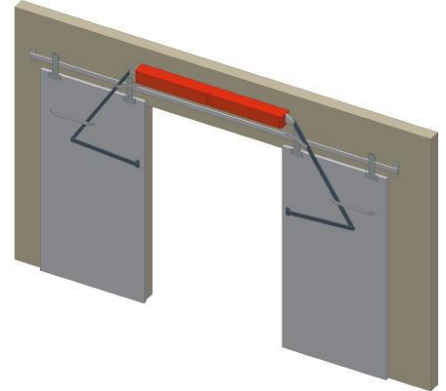
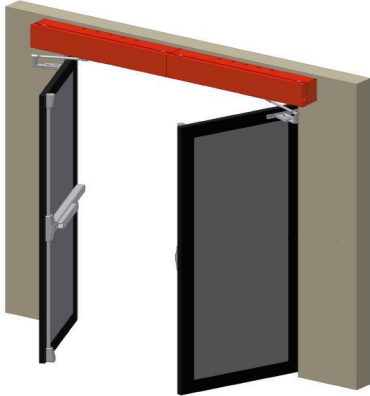




CAREY AUTOMATIC DOOR, LLC

MAGIC-DOOR Pneumatic Door Operator Replacement Parts Catalog

(Formerly known as STANLEY MAGIC-DOOR Pneumatic Operator)



Relays



Checking Cylinders



Power Cylinders



**Valve & Manifold
Assemblies**

The **Most Reliable, Durable & Cost Effective** Automatic Door Operator in the Industry for 70 years!


Virtually Maintenance Free for 20 - 30 years!



**Wheels/Door Hanger
Sheaves**



**Double Hanger
Assemblies**



Retractable Top Pivots



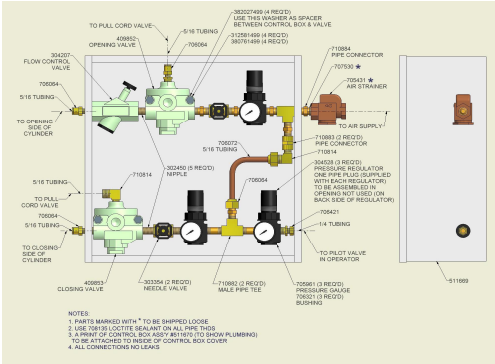


Please call (203) 267-4278 for availability & pricing.

Carey Automatic Door, LLC
INDEX: MAGIC-DOOR REPLACEMENT PARTS

CPD-1	Index
CPD-2	OSX ALL AIR (Explosion Proof) Operators and Valves
CPD-3	OSX ALL AIR (Explosion Proof) Valves
CPD-4	OSX ALL AIR (Explosion Proof) Operator Parts
CPD-5	OSX ALL AIR (Explosion Proof) Palm Buttons and Pull Cords
CPD-6	Operators & Case Covers
CPD-7	Carriage & Slide Assembly
CPD-8	Slide Bar
CPD-9	Ball Studs & Trip Rod Switch
CPD-10	Rod & Safety Switch Assembly
CPD-11	Checking Cylinder Assembly
CPD-12	Power Cylinder Assembly
CPD-13	Plug-In Relays
CPD-14	Valve Assembly (DC Valves for OS Operator)
CPD-15	Valve Assembly (AC Valves & Auto-Slide Valves)
CPD-16	Monorail Tracks
CPD-17	Monorail Hangers & Wheels
CPD-18	Rollers & Wheels
CPD-19	Pivots
CPD-20	Door Brackets
CPD-21	MAGIC MOLE Pivots (Concealed Under the Floor)
CPD-22	MAGIC STAR Pivots (Concealed Above the Ceiling)
CPD-23	Cables
CPD-24	Door Rods
CPD-25	Emergency Release (Brackets & Door Arms)
CPD-26	Accessories
CPD-27	Counterweights
CPD-28	Accessory, Angle & Cable Packages
CPD-29	Auto-Slide Replacement Parts
CPD-30	Accessory Packages
CPD-31	Exploded View of 0-11-14+Pneumatic Operator & Parts
CPD-32	Decals

Carey Automatic Door, LLC

OSX ALL AIR (EXPLOSION PROOF) VALVES

	<u>PART NO.</u>	<u>DESCRIPTION</u>
	409831	Valve, 3 way Normally Open Push Button Operated
	409692	Time Delay, OSX ALL AIR
 <p>NOTES: 1. PARTS MARKED WITH * TO BE SHIPPED LOOSE 2. USE TIGHT SCOTTS SEALANT ON ALL PIPE JOINTS 3. A PRINT OF CONTROL BOX BODY PARTS (TO SHOW PLUMBING) TO BE ATTACHED TO INSIDE OF CONTROL BOX COVER 4. ALL CONNECTIONS NO LEAKS</p>	511670	Control Box Assembly (See Page CP-13C)
	304207	Valve, Flow Control
	303354	Valve, Needle

Carey Automatic Door, LLC
OSX ALL AIR (EXPLOSION PROOF) OPERATOR PARTS

	<u>PART NO.</u>	<u>DESCRIPTION</u>
	304528	Regulator, Pressure
	705961	Gauge, Pressure
	705431	Strainer, Air
	306265	Fusible Nozzle

Carey Automatic Door, LLC
OSX ALL AIR (EXPLOSION PROOF) PALM BUTTONS & PULL CORDS

	<u>PART NO.</u>	<u>DESCRIPTION</u>
	409693	OSX ALL AIR Palm Button (2.25+in diameter)
	800105	OSX ALL AIR Palm Button (2.50+in diameter)
	800201	OSX ALL AIR Palm Button (3+in diameter)
	800100	OSX ALL AIR Wall or Foot Push Button (6+in diameter)
	<p>402839</p> <p>605657</p>	<p>Pull Cord Assembly for ALL AIR Operator (MA-10) (Includes MA-10 Valve, Pull Knob, Rope & Bracket)</p> <p>Pull Knob & Rope Only for 402839</p>

Carey Automatic Door, LLC
OPERATORS & CASE COVERS



Standard Equipment:

300 Series Stainless Steel
on 14+Operator Cases

Cold Rolled Steel Painted Grey

Other colors available

PART NO.

DESCRIPTION

103155	Operator - OS-14+RH, Master
103156	Operator - OS-14+LH, Master
103157	Operator - OS-18+RH, Master
103158	Operator - OS-18+LH, Master
103159	Operator - OS-24+RH, Master
103160	Operator - OS-24+LH, Master
103161	Operator - OS-36+RH, Master
103162	Operator - OS-36+LH, Master



Standard Equipment:

300 Series Stainless Steel
on 14+Operator Covers

Cold Rolled Steel Painted Grey



Other colors available

506991	Cover for 14+Operator
506992	Cover for 18+Operator
506993	Cover for 24+Operator
506994	Cover for 36+Operator








706544	Hinge, RH
706545	Hinge, LH

Carey Automatic Door, LLC
CARRIAGE & SLIDE ASSEMBLY

	<u>PART NO.</u>	<u>DESCRIPTION</u>
	506954 506955 506956 506957 506958 506959 506960 506961	Carriage Assembly 14+R.H. Carriage Assembly 18+R.H. Carriage Assembly 24+R.H. Carriage Assembly 36+R.H. Carriage Assembly 14+L.H. Carriage Assembly 18+L.H. Carriage Assembly 24+L.H. Carriage Assembly 36+L.H.
	502431	Universal Slide Assembly
	406219	Rear End Slide Assembly with Bushing
	406220	Front End Slide Assembly with Bushing
	306698	Power Spring Stud

Carey Automatic Door, LLC
CARRIAGE & SLIDE ASSEMBLY

	<u>PART NO.</u>	<u>DESCRIPTION</u>
	306704	Slide Assembly Oilite Bushing (Pkg. of 4)
	705225 705226 705227 705231	Tie Rod 14+Stroke Operator Tie Rod 18+Stroke Operator Tie Rod 24+Stroke Operator Tie Rod 36+Stroke Operator
	310891	Lubricating Wiper Kit (Pkg. of 2)
	504540	End Bracket, LH
	504541	End Bracket, RH

Carey Automatic Door, LLC
CARRIAGE & SLIDE ASSEMBLY

	<u>PART NO.</u>	<u>DESCRIPTION</u>
	705278	End Bracket Bumper Assembly (Pkg. of 2)
	307477	Slide Latch Assembly
	705867 705866 705865	Power Spring 24+Stroke Operator Power Spring 18+Stroke Operator Power Spring 14+Stroke Operator
	308360	Heater - Fits All Size Operators
	308361	Universal Heater Kit (O-24 Pneumatic 4000 & 8000)

Carey Automatic Door, LLC
SLIDE BAR

	<u>PART NO.</u>	<u>DESCRIPTION</u>
	403257	Slide Bar - Universal
	606910	Slide Bar - for 07
	404664	Slide Bar - for 07D - 14+
	404671	Slide Bar - for 07D - 24+

Carey Automatic Door, LLC
BALL STUDS & TRIP ROD SWITCH

	<u>PART NO.</u>	<u>DESCRIPTION</u>
	<p>306706</p> <p>306707</p> <p>306708</p>	<p>Ball Studs - Long</p> <p>Ball Studs - Medium</p> <p>Ball Studs - Short</p>
	<p>307690</p>	<p>Ball Stud - for O-11S</p>
	<p>409058</p>	<p>Transformer</p> <p>Notes: Primary voltage 115V Secondary voltage 24V Frequency 50-60 cycles</p>
	<p>706162</p> <p>706163</p>	<p>Trip Rod Switch Assembly, RH</p> <p>Trip Rod Switch Assembly, LH</p>

Carey Automatic Door, LLC
ROD & SAFETY SWITCH ASSEMBLY

	<u>PART NO.</u>	<u>DESCRIPTION</u>
	706362	Rod Assembly - Trip RH
	706363	Rod Assembly - Trip LH
	303208	Trip Rod Spring
	303209	Trip Rod
	408987	Safety Switch Assembly
	304221	Safety Switch, Micro Switch Roller Type




Carey Automatic Door, LLC
CHECKING CYLINDER ASSEMBLY

	<u>PART NO.</u>	<u>DESCRIPTION</u>
	406142	Checking Cylinder
	306713	Checking Cylinder Tube & Head Assembly
	306697	Checking Cylinder Rubber Assembly (Pkg. of 4) Includes: 705357 Ferrule 302872 Pin
	306720	Checking Cylinder Cap
	310254	Checking Cylinder Repair Kit Includes: 708140 Cup Packing Spring 708297 Cup Packing

Carey Automatic Door, LLC
CHECKING CYLINDER ASSEMBLY

	<u>PART NO.</u>	<u>DESCRIPTION</u>
	605538	Checking Cylinder Spring
	701172	Checking Cylinder Special Screw & Valve Spring (Pkg. of 4)
	705277	Checking Cylinder Extension - Long
	303621	Checking Cylinder Cap Bushing
	799200	Checking Cylinder Support

Carey Automatic Door, LLC
CHECKING CYLINDER ASSEMBLY

	<u>PART NO.</u>	<u>DESCRIPTION</u>
	302936	Checking Cylinder Felt Washer (Pkg. of 10)
	605534	Checking Cylinder Shaft
	705194	Checking Cylinder Delrin Washer

Carey Automatic Door, LLC
POWER CYLINDER ASSEMBLY






	<u>PART NO.</u>	<u>DESCRIPTION</u>
	407244 407245 407246 407247	Power Cylinder Double-Acting 14+Stroke Power Cylinder Double-Acting 18+Stroke Power Cylinder Double-Acting 24+Stroke Power Cylinder Double-Acting 36+Stroke
	303218	Power Cylinder Pin - Piston Rod
	311582	Power Cylinder Cap Double-Acting with Plug
	709343	Gasket for Cap - Double-Acting Power Cylinder
	304851	Bushing for Cap - Double-Acting Power Cylinder

Carey Automatic Door, LLC
POWER CYLINDER ASSEMBLY






	<u>PART NO.</u>	<u>DESCRIPTION</u>
	310255	Repair Kit - Double-Acting Power Cylinder Includes: 304419 Neoprene Cup Packing Washer
	705959	Dust Seal, Power Cylinder Cap
	303210	Pin, Power Cylinder
	506950 506951 506952 506953	Valve Control Assembly, 14+ Valve Control Assembly, 18+ Valve Control Assembly, 24+ Valve Control Assembly, 36+
	407440 407441 407442 407443	Tubing Channel, 14+ Tubing Channel, 18+ Tubing Channel, 24+ Tubing Channel, 36+

Carey Automatic Door, LLC






PLUG-IN RELAYS

	<u>PART NO.</u>	<u>DESCRIPTION</u>
	515430 515430 515430	Relay for OS Operator Relay for OS Operator Time Delay Relay for OS Operator Carpet Control (Replaces 408096, 408097 & 408706)
	515431	Relay for Hydraulic Operator (Replaces 408203)
	515432	Relay for Auto-Slide Operator (Replaces 409139 & 705478)
	515433	Relay - Ratchet (No time delay function)
	402267 402924	Relay for 01-B Operator with Carpets Relay for 01-DA Operator with Carpets (Picture N/A)




Carey Automatic Door, LLC
VALVE ASSEMBLY (DC VALVES FOR OS OPERATORS)

	<u>PART NO.</u>	<u>DESCRIPTION</u>
	407474	Valve & Manifold Assembly
	505626	Manifold Assembly Includes: 406850 Seat
	708833	DC Valve for OS Pneumatic Operator (without Manifold)
	708826	Coil for DC Valve 24 Volt
	707739	Spring and Plunger

Carey Automatic Door, LLC
VALVE ASSEMBLY (DC VALVES FOR OS OPERATORS)

	<u>PART NO.</u>	<u>DESCRIPTION</u>
	708816	Sleeve for DC Valve 24 Volt
	707741	O+Ring (Pkg. of 4)
	705924	Metering Assembly
	306729	Muffler Assembly
	705961	Air Gauge

Carey Automatic Door, LLC VALVE ASSEMBLY (AC VALVES & AUTO-SLIDE VALVES)

	<u>PART NO.</u>	<u>DESCRIPTION</u>
PICTURE N/A	310034	115 VOLT VALVE (AC) - OBSOLETE 1/07 Conversion Kit for 01B & MHO Operator to OS Operator (110 volt to 24 volt includes Valve Assembly)
706423 Coil - 24v AC 	706423 706813 505626	24 VOLT VALVE (AC) Coil - 24 Volt AC (for 505419) Valve Screw Muffler Adjusting Manifold Assembly (includes 406850)
 	310754 310755	AUTO-SLIDE VALVES Valve N.C. Closing D.C. Coil Includes: 708829 Solenoid Valve D.C. Valve N.C. Opening D.C. Coil Includes: 708830 Solenoid Valve D.C.

Carey Automatic Door, LLC

MONORAIL TRACKS



Notes:

1. For bi-parting doors, order separate track packages for each leaf. (2 packages per opening)
2. Mounting bolts are included in Track Package.



PART NO.

DESCRIPTION

307641	Track for Doors w/Motion up to 40+
307642	Track for Doors w/Motion over 40+up to 46+
307643	Track for Doors w/Motion over 46+up to 52+
307644	Track for Doors w/Motion over 52+up to 58+
307645	Track for Doors w/Motion over 58+up to 64+
307646	Track for Doors w/Motion over 64+up to 70+
307647	Track for Doors w/Motion over 70+up to 76+
307648	Track for Doors w/Motion over 76+up to 82+
307649	Track for Doors w/Motion over 82+up to 88+
307650	Track for Doors w/Motion over 88+up to 94+
307651	Track for Doors w/Motion over 94+up to 100+
307652	Track for Doors w/Motion over 100+up to 106+
307653	Track for Doors w/Motion over 106+up to 112+
307654	Track for Doors w/Motion over 112+up to 118+
307655	Track for Doors w/Motion over 118+up to 124+
307656	Track for Doors w/Motion over 124+up to 130+
307657	Track for Doors w/Motion over 130+up to 136+
307658	Track for Doors w/Motion over 136+up to 142+
307659	Track for Doors w/Motion over 142+up to 148+
705367	Bolt, Special Track

Carey Automatic Door, LLC
MONORAIL HANGERS & WHEELS




	<u>PART NO.</u>	<u>DESCRIPTION</u>
	308201	Single Hanger Assembly for Doors Weighing 300 - 500 lbs.
	308134	Double Hanger Assembly for Doors Weighing 600 - 1000 lbs. Note: Two Hanger Assemblies required for each door.
	408044	Replacement Sheave w/Axle Plated Steel/Polyurethane, 3.250 Running Diameter 17mm Internal Bearing Diameter Supplied with axle, spacer, lock washer & nut.
	306065	Hanger Wheel & Stud for Auto-Slide 1000/Magic-Slide Plated Steel/Polyurethane, 2.500 Running Diameter 17mm Internal Bearing Diameter Supplied with axle, spacer, lock washer & nut.

Carey Automatic Door, LLC

ROLLERS & WHEELS





	<u>PART NO.</u>	<u>DESCRIPTION</u>
	900100	4000 Steel Roller Zinc Plated Steel 1.000 (25.4 mm) Running Diameter .354 (9 mm) Internal Bearing Diameter
	900200	3000 Delrin Roller 2.328 (59.13 mm) Running Diameter .590 (15 mm) Internal Bearing Diameter
	900300	Delrin Roller 2.109 (53.57 mm) Running Diameter .590 (15 mm) Internal Bearing Diameter
	900400	1000 Load Wheel Zinc Plated Steel Eccentric Shaft 1.000 (25.4 mm) Running Diameter Eccentric Shaft Threaded 5/8-11 UNC -2A
	900500	Anti-Riser Wheel 2.281 (57.94 mm) Running Diameter .984 (25 mm) Internal Bearing Diameter

Carey Automatic Door, LLC
ROLLERS & WHEELS

	<u>PART NO.</u>	<u>DESCRIPTION</u>
<p style="text-align: center;">PICTURE N/A</p>	<p style="text-align: center;">900600</p>	<p>Plated Steel/Polyurethane 2.50 (63.5 mm) Running Diameter Solid Shaft with 7/16-14 NC-2 Thread</p>
	<p style="text-align: center;">900700</p>	<p>Astro-Slide Roller 1.516 (38.5 mm) Running Diameter .312 (7.92 mm) Internal Diameter</p>
	<p style="text-align: center;">900800</p>	<p>Anti-Riser 2.218 (28.6 mm) Running Diameter Eccentric Shaft Threaded 5/8 24 UNEF - 2A</p>
	<p style="text-align: center;">900900</p>	<p>Delrin Roller Wheel w/Brass Bushing 1.069 (27.15 mm) Running Diameter 1.500 (38.10 mm) Outside Diameter .250 (6.350 mm) Internal Bushing Diameter Supplied w/screw, lock washer & nut.</p>

Carey Automatic Door, LLC

PIVOTS

	<u>PART NO.</u>	<u>DESCRIPTION</u>
	310079	Top Pivot Assembly
	710821 710820	Bottom Pivot Stud only Bottom Pivot Floor Portion Assembly, Recessed
	311764	Bottom Pivot Door Portion, Recessed
	405113	Ferguson Pivot

Carey Automatic Door, LLC





DOOR BRACKETS

	<u>PART NO.</u>	<u>DESCRIPTION</u>
	<p>502494</p> <p>502492</p>	<p>Door Bracket - 14+ IN</p> <p>Base Plate S.D.B. Bracket</p>
	<p>304038</p>	<p>Door Bracket - 24+ IN</p>
	<p>502495</p> <p>502492</p>	<p>Door Bracket - 14+ OUT</p> <p>Base Plate S.D.B. Bracket</p>
	<p>502891</p>	<p>Door Bracket - 14+ OUT Swing Clear</p>
	<p>304040</p> <p>402673</p>	<p>Door Bracket - 24+ OUT</p> <p>Arm only for 304040</p>

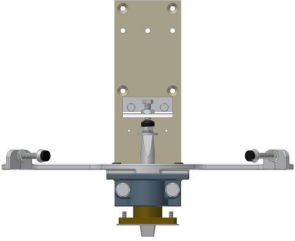


Carey Automatic Door, LLC
MAGIC MOLE PIVOTS - CONCEALED UNDER THE FLOOR

	<u>PART NO.</u>	<u>DESCRIPTION</u>
	103035	MAGIC MOLE PIVOT See Page CP-6A for Shaft Lengths.
	502651	Door Arm, Magic Mole
	402121	Operating Lever WITHOUT Emergency Release
	406234	Operating Lever WITH Emergency Release



Carey Automatic Door, LLC
MAGIC MOLE PIVOTS - CONCEALED UNDER THE FLOOR

	<u>PART NO.</u>	<u>DESCRIPTION</u>
	302844	Pivot Top Bearing Only, Magic Mole
	302845	Pivot Bottom Bearing Only, Magic Mole
	705279	Rubber Bumper on Stud for Stop Bracket, Magic Mole (Pkg. of 2)
	304493	Spindle Seal Bearing Only, Magic Mole

Carey Automatic Door, LLC
MAGIC STAR PIVOTS - CONCEALED ABOVE THE CEILING

	<u>PART NO.</u>	<u>DESCRIPTION</u>
	102126	MAGIC STAR PIVOT See Page CP-6 for Shaft Lengths.
	402371	Door Arm, Magic Star
	402121	Operating Lever without Emergency Release
	406234	Operating Lever with Emergency Release

Carey Automatic Door, LLC
MAGIC STAR PIVOTS - CONCEALED ABOVE THE CEILING

	<u>PART NO.</u>	<u>DESCRIPTION</u>
PICTURE N/A	302890	Needle Bearing for Pivot Shaft, Magic Star
	402102	Pivot Shaft, Magic Star
	705279	Rubber Bumper on Stud for Stop Bracket, Magic Star (Pkg. of 2)

Carey Automatic Door, LLC

CABLES



PART NO.

DESCRIPTION

SYNCHRONIZED CABLES




306910	76-1 2+Sync. Cables for Double Case 14+Operator (Type A)
306911	79-1 2+Sync. Cables for Double Case 14+Operator (Type B)
306702	93+Sync. Cables for Double Case 18+Operator
306703	123+Sync. Cables for 2 Double Cases 24+Operator
306717	78+Sync. Cables for 2 Single Cases 14+Operator
306718	94+Sync. Cables for 2 Single Cases 18+Operator
306719	120+Sync. Cables for 2 Single Cases 24+Operator








409659	0-20 & 0-21 Cable 43 1/8+Long
409660	0-20 & 0-21 Cable 51 1/8+Long
409661	0-20 & 0-21 Cable 64 1/4+Long
409662	0-20 & 0-21 Cable 68 1/4+Long
409663	0-20 & 0-21 Cable 93+Long

Carey Automatic Door, LLC




DOOR RODS

	<u>PART NO.</u>	<u>DESCRIPTION</u>
	<p>409318</p> <p>409319</p>	<p>Door Rod for 14+, 18+ & 24+ Operators</p> <p>Door Rod for 02, 07 & 07D - 14+ & 24+</p>
	<p>707182</p>	<p>Door Rod BALL Fitting</p>
	<p>707566</p>	<p>Door Rod END Fitting</p>




Carey Automatic Door, LLC
EMERGENCY RELEASE - BRACKETS & DOOR ARMS

	<u>PART NO.</u>	<u>DESCRIPTION</u>
	<p>402121</p> <p>402923</p>	<p>Lever for 14+Concealed Operator O-14 MLSL</p> <p>Emergency Cut-Off Switch</p>
	<p>406234</p>	<p>Emergency Release Lever for 14+ Concealed Operator O-17M and S-14</p> <p>For IN doors when required. Use in place of 402121</p>
	<p>311806</p> <p>311808</p>	<p>Door Bracket - 14+Emergency Release</p> <p>Base Plate</p>
	<p>502651</p>	<p>Door Arm with Concealed Under the Floor Operator (Magic Mole)</p>
	<p>402371</p>	<p>Door Arm with Concealed Overhead Operator (Magic Star)</p>





Carey Automatic Door, LLC ACCESSORIES

	<u>PART NO.</u>	<u>DESCRIPTION</u>
	402233	Operator Coupling
<p style="text-align: center;">PICTURES N/A</p>	<p>502814</p> <p>502816</p>	<p>Connecting Rod for 14+Operators</p> <p>Connecting Rod for 24+Operators</p>
	502845	Lever Bracket - 14+
	502846	Lever Bracket - 24+
<p style="text-align: center;">PICTURES N/A</p>	<p>402497</p> <p>402498</p> <p>306584</p>	<p>Operating Lever - 14+</p> <p>Operating Lever - 24+and 07D - 14+</p> <p>Operating Lever - 07D - 24+</p>

Carey Automatic Door, LLC
COUNTERWEIGHTS

	<u>PART NO.</u>	<u>DESCRIPTION</u>
	606900	Sliding Door Ball Stud
<p style="text-align: center;">PICTURE N/A</p>	502847	Lever Guide Assembly
	306774	Counterweight Assembly
	707047	Counterweights only

Carey Automatic Door, LLC
ACCESSORY, ANGLE & CABLE PACKAGES

	<u>PART NO.</u>	<u>DESCRIPTION</u>
	<p>307481</p> <p>307482</p>	<p>0-20 Common Acc. Package</p> <p>0-21 Common Acc. Package</p>
	<p>307854</p> <p>307856</p> <p>307857</p>	<p>0-20 - 18 Angle & Cable Package</p> <p>0-20 - 24 Angle & Cable Package</p> <p>0-20 - 36 Angle & Cable Package</p>
	<p>307855</p> <p>307858</p> <p>307859</p> <p>307860</p>	<p>0-21 - 14 Angle & Cable Package</p> <p>0-21 - 18 Angle & Cable Package</p> <p>0-21 - 24 Angle & Cable Package</p> <p>0-21 - 36 Angle & Cable Package</p>
	<p>304786</p>	<p>Stroke Reduction Kit</p>

Carey Automatic Door, LLC
AUTO-SLIDE REPLACEMENT PARTS

	<u>PART NO.</u>	<u>DESCRIPTION</u>
	410212	Power Cylinder, Auto-Slide 36+Stroke
	410213	Power Cylinder, Auto-Slide 42+Stroke
	410214	Power Cylinder, Auto-Slide 48+Stroke
	410215	Power Cylinder, Auto-Slide 52+Stroke
	410216	Power Cylinder, Auto-Slide 52 1/2+Stroke
	406079	Checking Cylinder, Auto-Slide
	310257	Power Cylinder Repair Kit, Auto-Slide
	310258	Checking Cylinder Repair Kit, Auto-Slide

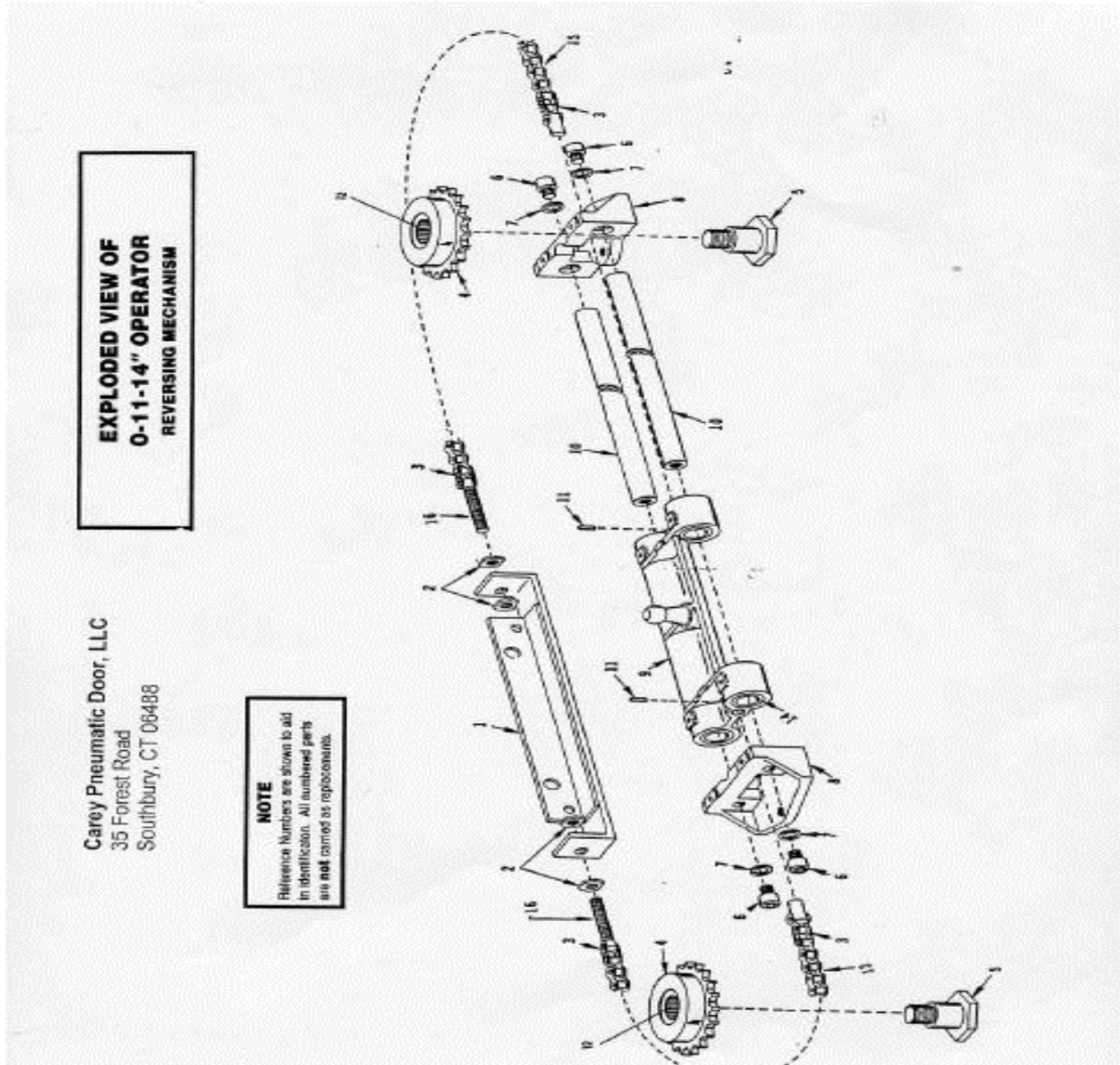
Carey Automatic Door, LLC

ACCESSORY PACKAGES

<u>ACCESSORY PACKAGE</u>	<u>PART NO.</u>	<u>DESCRIPTION</u>
307664 0 - 7 - 14+	606910 502814 502845 502847 606900	Slide Bar Assembly Connecting Rod Assembly Lever Bracket Assembly Lever Guide Assembly Ball Stud Assembly
307665 07 - 24+	606910 502816 502846 502847 606900 402498	Slide Bar Assembly Connecting Rod Assembly Lever Bracket Assembly Lever Guide Assembly Ball Stud Assembly Lever Assembly
307639 0 - 7D - 14+	502814 502845 307638 502847 606900 404664 404671	Connecting Rod Assembly Lever Bracket Assembly Tubing Kit Lever Guide Assembly Ball Stud Assembly Slide Bar Slide Bar
307640 0 - 7D - 24+	502814 502846 307638 502847 606900 404664 404671 402498	Connecting Rod Assembly Lever Bracket Assembly Tubing Kit Lever Guide Assembly Ball Stud Assembly Slide Bar Slide Bar Lever Assembly
307549 Synchronized Cable Package 14+	402233 606914 303982	Operator Coupling Operator Shims Synchronized Cable for (2) 14+Operators
307550 Synchronized Cable Package 24+	402233 606914 304006	Operator Coupling Operator Shims Synchronized Cable for (2) 24+Operators

Carey Automatic Door, LLC
EXPLODED VIEW OF 0-11-14" PNEUMATIC OPERATOR

REVERSING MECHANISM


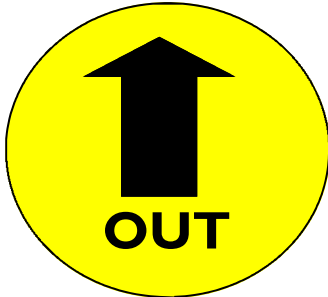


NOTE
Reference Numbers are shown to aid in identification. All numbered parts are **NOT** carried as replacements.

Carey Automatic Door, LLC
0-11-14" PNEUMATIC OPERATOR PARTS

REF. NO.	PART NO.	DESCRIPTION
3	303767	Connecting Link
4	408912	Sprocket Assembly
5	605776	Stud
11	707008	Roll Pin (min. 5)
12	303769	Needle Bearing
13	707011	Chain
14	306704	Oilite Bearing
15	707013	Chain
16	605777	Chain Stud
		For 011 Operators
	306274	No. 41 Roller Chain 39 1/2+
	707009	Slide Rod 14+
	707010	Slide Rod 24+
	311120	Conversion Kit for 011-18 Slide Assembly
	312056	Conversion Kit for 011-14 Slide Assembly

Carey Automatic Door, LLC
DECALS

	<u>PART NO.</u>	<u>DESCRIPTION</u>
 	310396	Directional decals (D-2) includes: (1) In/do not exit decal (1) Out/do not enter decal (2) Caution auto door decal (1) Daily safety check decal (1) Installation Guide