

## Math 2471 Calculus III – Sample Test 2 Solutions

1. Classify the critical points for the following

$$(i) \quad z = x^3 + y^3 - 3x - 12y + 20$$

$$(ii) \quad z = 3xy - x^2y - xy^2$$

*Soln*

(i) Calculating the partial derivatives gives

$$z_x = 3x^2 - 3 = 3(x - 1)(x + 1), \quad z_y = 3y^2 - 12 = 3(y - 2)(y + 2)$$

and the critical points are when  $z_x = 0$ ,  $z_y = 0$  giving  $x = \pm 1$  and  $y = \pm 2$  leading to the critical points  $(-1, -2)$ ,  $(-1, 2)$ ,  $(1, -2)$ , and  $(1, 2)$ . To determine the nature of the critical points we use the second derivative test. So

$$z_{xx} = 6x, \quad z_{xy} = 0, \quad z_{yy} = 6y$$

giving

$$\Delta = z_{xx}z_{yy} - z_{xy}^2 = 36xy$$

Now, we consider each critical point separately.

$(-1, -2)$	$\Delta = 72 > 0, \quad z_{xx} < 0$	max
$(-1, 2)$	$\Delta = -72 < 0$	saddle
$(1, -2)$	$\Delta = -72 < 0$	saddle
$(1, 2)$	$\Delta = 72 > 0, \quad z_{xx} > 0$	min

(ii) Calculating the partial derivatives gives

$$z_x = 3y - 2xy - y^2 = y(3 - 2x - y), \quad z_y = 3x - x^2 - 2xy = x(3 - x - 2y)$$

and the critical points are when  $z_x = 0$ ,  $z_y = 0$  giving the critical points  $(0, 0)$ ,  $(0, 3)$ ,  $(3, 0)$ , and  $(1, 1)$ . To determine the nature of the critical points we use the second derivative test. So

$$z_{xx} = -2y, \quad z_{xy} = 3 - 2x - 2y, \quad z_{yy} = -2x$$

giving

$$\Delta = z_{xx}z_{yy} - z_{xy}^2 = 4xy - (3 - 2x - 2y)^2$$

Now, we consider each critical point separately.

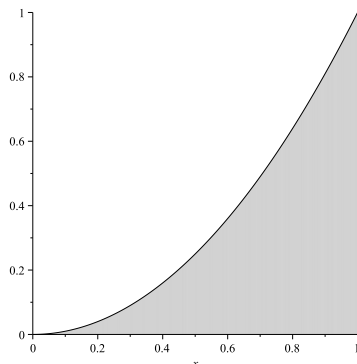
$(0, 0)$	$\Delta = -9 < 0$	saddle
$(0, 3)$	$\Delta = -9 < 0$	saddle
$(3, 0)$	$\Delta = -9 > 0$	saddle
$(1, 1)$	$\Delta = 3 > 0, \quad z_{xx} < 0$	max

2. Reverse the order of integration and integrate showing your steps.

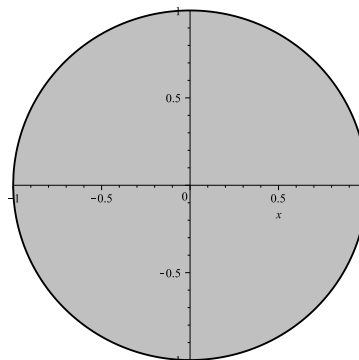
$$\int_0^1 \int_{\sqrt{y}}^1 \frac{3 dx dy}{1+x^3}$$

*Soln.* From the region of integration (see figure 1 below) we have

$$\int_0^1 \int_0^{x^2} \frac{3 dy dx}{1+x^3} = \int_0^1 \frac{3y}{1+x^3} \Big|_0^{x^2} dx = \int_0^1 \frac{3x^2}{1+x^3} dx = \ln(1+x^3) \Big|_0^1 = \ln 2$$



(a) Figure 1



(b) Figure 2

3. Find the volume bound by the paraboloid  $z = 2 - x^2 - y^2$  and the cone  $z = \sqrt{x^2 + y^2}$

*Soln.* From the two surfaces we see they intersect when  $z = 2 - z^2$  or  $(z+2)(z-1) = 0$  giving  $z = 1$  as  $z = -2$  is inadmissible. The volume is then obtained from the integral

$$\iint_R \left( 2 - x^2 - y^2 - \sqrt{x^2 + y^2} \right) dA$$

As the region of integration is a circle of radius 1 (see figure 2 above), we switch to polar coordinates giving

$$\int_0^{2\pi} \int_0^1 (2 - r^2 - r) r dr d\theta = \frac{5\pi}{6}$$

4. Find the limits of integration of the triple integral

$$\iiint_V f(x, y, z) dV$$

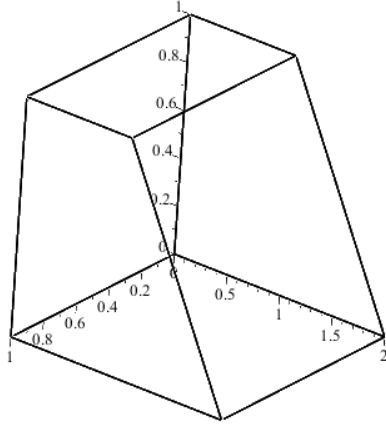
where the volume is bound by

(i)  $x = 0, x = 1, y = 0, z = 0, z = 1,$  and  $z = 2 - y.$

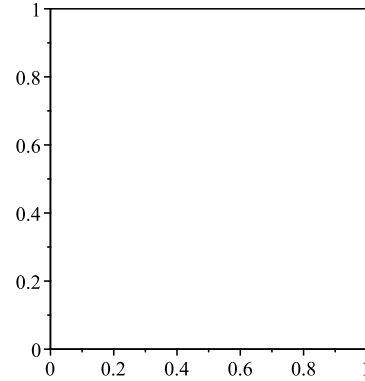
(ii)  $x = 0, z = 0, z = 1 - y^2$ , and  $z = 2 - x$ .

*Soln.* (i) The integral is best set up with the surface to surface going in the  $y$  direction. The outer two integrals is then over the region of the square (see figure 4).

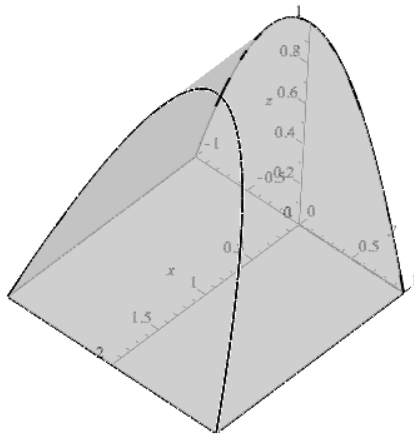
$$\int_0^1 \int_0^1 \int_0^{2-z} f(x, y, z) dy dz dx$$



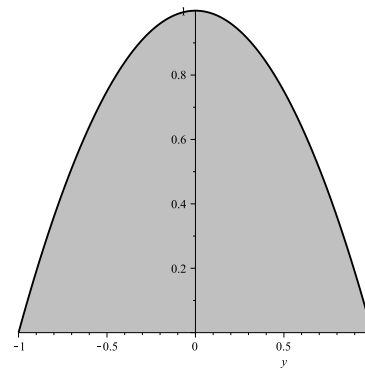
(a) figure 3



(b) figure 4



(a) figure 5



(b) figure 6

*Soln.* (ii) The integral is best set up with the surface to surface going in the  $x$  direction. The outer two integrals is then over the region of the parabola (see figure 6).

$$\int_{-1}^1 \int_0^{1-y^2} \int_0^{2-z} f(x, y, z) dx dz dy$$

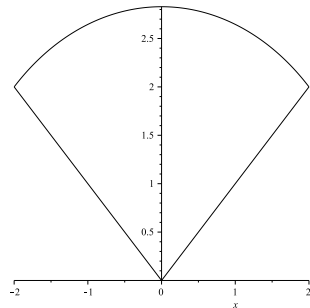
5. Set of the triple integral  $\iiint_V z \, dV$  in both cylindrical and spherical coordinates for the volume inside the hemisphere  $x^2 + y^2 + z^2 = 8$  and outside the cone  $z^2 = x^2 + y^2, z \geq 0$ .

*Soln - Cylindrical* Eliminating  $z$  between the equations gives  $x^2 + y^2 = 4$ . This is the region of integration (see figure (b)). From figure (a) since the height is vertical we see we have two surfaces we touch depending whether  $0 \leq r \leq 2$  or  $2 \leq r \leq \sqrt{8}$  and so we'll need two integrals.

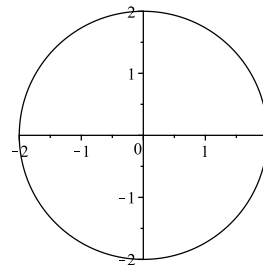
$$\int_0^{2\pi} \int_0^2 \int_0^r z r \, dz \, dr \, d\theta + \int_0^{2\pi} \int_2^{\sqrt{8}} \int_0^{\sqrt{8-r^2}} z r \, dz \, dr \, d\theta$$

*Soln - Spherical* From the picture (figure (a)) we see that  $\phi = \pi/4 \rightarrow \pi/2$ . Further,  $\rho = 0 \rightarrow 2\sqrt{2}$  and  $\theta = 0 \rightarrow 2\pi$  so

$$\int_0^{2\pi} \int_0^{\pi/4} \int_0^{2\sqrt{2}} \rho \cos \phi \rho^2 \sin \phi \, d\rho \, d\phi \, d\theta$$



(a) side view.



(b) top view.