



WWW.KOBACORP.COM

(732)469-0110



WE ARE (CRAZY) ABOUT CONTAINERS

THE KOBIA FAMILY

FRANZ BACH

Founder & President



FRANZ BACH JR.

Vice President & CEO
franz@kobacorp.com



BERNARD DUETSCH

President of Operations
bduetsch@kobacorp.com



URSULA MOONEY

Office Manager ext. 301
ursulam@kobacorp.com



HEATHER BACH

Sales Manager ext. 304
heatherb@kobacorp.com



LORENA RODRIGUEZ

Logistics Manager ext. 302
lorenad@kobacorp.com



GERARDO DELLA FORTUNA

Design Engineer ext. 310



RICK MOONEY

Warehouse Manager



JENNIFER WEISBECKER

Marketing ext. 305
jenniferw@kobacorp.com



KYLE MOONEY

Engineering Apprentice



TERRY SUDHOFF

Mid Western Sales
terrysts@kobacorp.com
(816)590-8778



HENRY JENKINSON

North Eastern Sales
henryj@kobacorp.com
(908)399-3557



CONTACT KOBIA:

Office Phone - (732)469-0110

Fax Number - (732)469-0835

General Inquiry - info@kobacorp.com

Sales Inquiries - sales@kobacorp.com



VISIT KOBACORP.COM
FOR DISTRIBUTOR OPTIONS



FROM OUR FAMILY TO YOURS;

THANK YOU FOR THE CONTINUED YEARS OF BUSINESS AND OPPORTUNITY!

COMING SOON

Looking for something a little different?
Check out the new products that are coming soon!

Deep Planters



Deep Circular



Deep Half-Circle

FLUSH TO WALL



The new Deep Planters offer a creative patio pot option to reach a growing millennial customer base with a thinner planter to conserve space for small apartment patios. Mix and match with tall plants like Geraniums or Rosemary.

Product	Top Diameter		Bottom Diameter		Depth	
	in	cm	in	cm	in	cm
Deep Circular Planter	8.5	21.6	5.5	14	9.5	24.1
Deep Half-Circle Planter	8.5	21.6	7	17.8	9.5	24.1

Square Planters

The new Square Planter additions come in two size options. The planters' stylized designs provide retail ready options for the convenience driven customer.



Large Square



Medium Square

Product	Top Width		Bottom Width		Depth	
	in	cm	in	cm	in	cm
Medium Square Planter	9	22.8	5.5	14	6.5	16.5
Large Square Planter	11.75	29.8	11.75	29.8	11.75	29.8

THE
CONTAINER
CONNECTION



BE THE FIRST TO KNOW ABOUT
NEW PRODUCTS & SEASONAL PROMOTIONS
BY SIGNING UP FOR THE MONTHLY NEWSLETTER:



<http://bit.ly/ContainerConnect>

COLOR PALETTE

Inventoried products are stocked in colors denoted under product descriptions.

Single component products in custom colors are available when ordering a full pallet. Multi component products (products with hangers or saucers) have specific color minimums that can be found in their product descriptions.

Pantone matched colors can also be ordered. Product minimums and pricing are determined per order.



Terracotta

will be replacing Clay in 2018

COMMON STOCK COLORS



Black



White



Green



Clay

NEUTRALS



Chocolate Brown



Espresso



Baby Blue



Artichoke



Granite



Slate



Red



Redwood



Candied Ginger



Honeysuckle



Wine



Copper Bronze

BOLD & BRIGHT



Yellow



Lime Green



Medium Blue



Orange



Pink



Purple

PATIO PLANTERS

Deck Pot Series - 6" - 14"

- Deck Pot Stock Colors;
 - 6" & 8" Deck Pot - Black, Clay, Green, Honeysuckle
 - 10", 12" & 14" Deck Pot - Black, Clay, Green, Slate Honeysuckle, & Redwood
- Custom colors may be ordered with a minimum;
 - 8" - 32 boxes (4,800 pcs.)
 - 10" - 32 boxes (2,240 pcs.)
 - 12" - 24 boxes (1,152 pcs.)
 - 14" - 27 boxes (540 pcs.)



6", 8", & 10" Deck Pots

- Features the water-wise **TRENCH TEK** base



6" Deck Pot



8" Deck Pot



10" Earth Pot



10" Deck Pot



12" Deck Pot



14" Deck Pot

Product	Diameter		Depth		Liquid Volume		Dry Vol.	Quantities		
	in	cm	in	cm	US	L	in ³	Pcs/Box	Boxes/Pallet	Bulk Options
6" Deck Pot	6	15.2	5.25	13.3	1.5 qts	1.36	86.62			
8" Deck Pot	8	20.3	6	15.2	3.2 qts	2.9	184.79	150	32	Half 3360
10" Deck Pot	10	25.4	7.5	19.05	1.8 gal	6.9	425.9	70	32	Half 1472
12" Deck Pot	12	30.4	9	22.8	3.5 gal	13.2	808.6	48	24	Half 847
14" Deck Pot	14	35.5	11.75	29.8	5.5 gal	20.8	1270.7	20	27	Full 900
10" Earth Pot	10	25.4	9	22.8	2.5 gal	9.46	577.6	46	32	Half 992

10" Earth Pot

- Comfortably covers a 3 Gal Nursery Container
- Compatible Saucer and Handle options, both sold separately
- Stock Colors - Black, Clay, Green, Honeysuckle, & Redwood
- Custom colors may be ordered with a minimum quantity of 32 boxes (1,472 pcs.)



Earth Pot Saucer



Grab & Tag Handle



25" Curve Pot



20" Curve Pot



16" Curve Pot



12" Curve Pot



9" Curve Pot



6" Curve Pot

The Curve Series - 6" - 25"

- Stock Colors - Clay, Honeysuckle, and Slate
- 12" Curve is compatible with the Grab & Tag Handle
- The 16", 20", and 25" Curve Pots need holes to be drilled in the bottom for drainage
- The 16", 20" and 25" Curve Pots are made off premise, lead times may vary.
- Custom colors may be ordered with a minimum quantity;
 - 6" - 36 boxes (4,752 pcs.)
 - 9" - 18 boxes (1,296 pcs.)
 - 12" - 24 boxes (864 pcs.)
 - 16", 20", & 25" - Inquire



Product	Diameter		Depth		Liquid Volume		Dry Vol.	Quantities		
	in	cm	in	cm	US	Metric	in ³	Pcs/Box	Boxes/Pallet	Bulk Options
6" Curve Pot	6	15.24	4.25	10.79	2 pt	946 mL	57.75	132	36	N/A
9" Curve Pot	9	22.86	6.75	17.14	7.2 pt	3.4 L	207.9	72	18	N/A
12" Curve Pot	12	30.48	9.25	23.49	2.7 gal	10.22 L	623.7	36	24	Half 648
16" Curve Pot	16	40.64	12.2	31	6 gal	23.25 L	1418.8	18	18	N/A
20" Curve Pot	20	50.8	15.5	39.37	13.5 gal	51.1 L	3118.8	Per Piece	N/A	N/A
25" Curve Pot	25	63.5	18.5	47	21.37 gal	80.9 L	4938.1	Per Piece	N/A	N/A




INCLUDE THE GRAB & TAG HANDLE WITH THE 12" CURVE POT FOR INSTANT ADDED VALUE!

GRAB & TAG HANDLE

The Grab & Tag Handle adds instant retail value to the 10" Earth Pot or 12" Curve Pot. Match a tag to your program for a polished end product.

Help your customer with an easy carry to the register!



Two fasteners are positioned on either side of the inside arch to secure the tag



To & From Tag
Use a Sharpie to customize!



Heavy duty clips ensure a durable hold on the planter rim

Soil paddles keep the handle from leaning

Grab & Tag Handle

Merchandising tool supplying growers with a space to add a stylized tag. The Grab & Tag Handle is convenient transport aide on retail floors and can hold up to 20 lbs.

Compatible with **KOBA's** 10" Earth Pot, and 12" Curve Pot.

* Tag sold separately from handle.

Product	Height		Width		Pcs/Ctn
	in	cm	in	cm	
Grab & Tag Handle	16	40.64	11	27.94	200
Tag	4	10.16	5	12.7	100

Tags for Grab & Tag Handle

Delight your customers with a visual aid. Tags are bundled in 100, offering the opportunity to order two different designs per box of handles.

- Call (732)469-0110 for customization options.



Welcome Tag



Bloom Tag



Patriotic Tag



Mom Tag



Christmas Tag



Holiday Tag

THE GRAB & TAG HANDLE IS COMPATIBLE WITH BOTH THE 10" EARTH POT & THE 12" CURVE POT



4" & 6" Cover Pots

Quickly cover unsightly pots, or

- Stock Colors - Black, Clay, Green, & White
- Custom colors may be ordered with a minimum quantity;
 - 4" - 40 boxes (28,000 pcs.)
 - 6" - 1 Bulk (10,120 pcs.)

'DRIP PROOF' POTS

Products that feature saucers or lack drainage. Anti-mess options for indoor plants and retail displays.



10" Cut Flower Bucket

A sturdy bucket with a solid base allowing for storage of top-heavy blooms.

- Only available in Black

Earth Pot Saucer

- Saucer snaps onto the bottom of the Earth Pot
- Sold separately from Earth Pot
- Stock Colors - Black, & Clay


HANGING BASKETS WITH SAUCERS ON NEXT PAGE



Product	Diameter		Depth		Liquid Volume		Dry Vol.	Quantities	
	in	cm	in	cm	US	Metric	in ³	Pcs/Box	Boxes/Pallet or Bulk
4" Cover Pot	4	10.1	4.00	10.1	1.2 pt	590 mL	36.10	700	40 boxes/pallet
6" Cover Pot	6	15.2	5.13	13.0	3.6 pt	1.77 L	108.3	406	28 bx/pal or 10,120 bulk
10" Cut Flower Bucket	10	25.4	9	22.8	2.25 gal	8.51 L	519.8	30	1206, 1728, or 2016
10" Earth Pot	10	25.4	9	22.8	2.5 gal	9.46 L	577.6	46	32 bx/pal or 992 half bulk
10" Earth Pot Saucer	10	25.4	1.75	4.44				92	40 boxes/pallet

HANGING BASKETS

Hanging Baskets for every type of program, ranging in sizes from 4.5" to 14".



Traditional Hanging Basket

- Basket and saucer are attached during manufacturing process to ensure quality.
- Stock Color - White
- Custom colors may be ordered with a minimum quantity;
 - 4.5" - 69 boxes (9,108 pcs.)
 - 6" - 38 boxes (9,120 pcs.)
 - 8" - 69 boxes (9,108 pcs.)
 - 10" - 188 boxes (9,024 pcs.)



11" Jumbo Classic Hanging Basket

- Available as saucerless or with saucer attached.
- Stock Colors - Black, Green, & White
- Custom colors may be ordered with a minimum quantity of 180 boxes (9,000 pcs.)
- Stocked with a 19" 3 Strand Hanger



Product	Diameter		Depth		Liquid Volume		Dry Vol.	Quantities	
	in	cm	in	cm	US	Metric	in ³	Pcs/Box	Boxes/Pallet or Bulk
4.5" Traditional	4.5	11.4	4.38	11.1	1.60 pt	760 mL	46.93	132	18 boxes/pallet
6" Traditional	6	15.2	4.13	10.4	1.16 qt	1.12 L	68.59	240	18 boxes/pallet
8" Traditional	8	20.3	5.25	13.3	2.48 qt	2.36 L	144.4	132	18 boxes/pallet
10" Traditional	10	25.4	6.13	15.5	1.17 gal	4.43 L	270.7	48	40 boxes/pallet
11" Jumbo Classic	10	25.4	6.38	16.2	1.73 gal	6.3 L	400.2	50	32 bxs/pal or 896 Half Bulk
Jumbo Classic Saucer	7.38	18.7	.75	1.9					

* Hangers are meant to be hung on round tubing or hooks, not flat surfaces.



14" Saucerless Hanging Basket

- Stocked with 24" 4 Strand Wire Hanger
- Stock Colors - Candied Ginger, Clay, Green, & White
- Custom colors may be ordered with a minimum quantity of 27 boxes (1,620 pcs.)

12" Saucerless Hanging Basket

- Stocked with 22" 4 Strand Clip Hanger
- Stock Colors - Black, Candied Ginger, Clay, Green, & White
- Custom colors may be ordered with a minimum quantity of 50 boxes (2,500 pcs.)



10.5" TRENCH TEK Hanging Basket

- Base design eliminates need for watering disc resulting in less plastic and less labor processing.
- Reservoirs hold excess water elongating time between waterings, conserving labor and water.
- Stocked with 17" 3 Strand Clip Hanger
- Stock Colors - Green & White
- Custom colors may be ordered with a minimum quantity of 94 boxes (9,024 pcs.)



8" Fluted Hanging Basket

- Stocked with 15" 3 Strand Clip Hanger
- Stock Colors - Green & White
- Custom colors may be ordered with a minimum quantity of 108 boxes (9,072 pcs.)

10" Fluted Hanging Basket

- Stocked with 17" 3 Strand Clip Hanger
- Stock Colors - Green & White
- Side holes (4 or 8) are available upon request
- Custom colors may be ordered with a minimum quantity of 125 boxes (9,000 pcs.)

Product	Diameter		Depth		Liquid Vol.		Dry Vol.	Quantities		
	in	cm	in	cm	gal	L	in ³	Pcs/Box	Boxes/Pallet	1/2 Bulk
8" Fluted	8	20.3	5.13	13.0	.703	2.66	162.4	84	40	N/A
10" Fluted	10	25.4	5.75	14.6	1.25	4.73	288.8	72	40	1,900
10.5" Trench Tek	10.5	26.6	6	15.24	1.25	4.73	288.6	96	40	2,304
12" Saucerless	12	30.4	7.25	18.4	2.37	8.89	548.7	50	24	840
14" Saucerless	14	35.5	7.75	19.6	3.04	11.5	703.7	60	27	N/A

SUPPORT PRODUCTS

Products that assist in supportive functions.

Wrap-A-Cage

Great for stabilizing Poinsettias, Hydrangeas, and Tomatoes. The Wrap-A-Cage ships flat and three interlocking fasteners allow for adjustable sizing.

- 9.25" tall - 8" from top of pot
- Compatible with both 9" and 10" pots.
- 125 pcs/box



3 INTERLOCKING FASTENERS ALLOW FOR ADJUSTABLE SIZING!



DUAL PURPOSE

Stake / Tag Elevator

Stake / Tag Elevator Sizes: 8", 16"

- Stake - For use with Stake Ring
- Height adjustment every 1.5"
- Tag Elevator - For use with top hole punched tags

Stake/Tag Elevator sold separately from Stake Ring



Trellis

A compact trellis well-suited for young climbing plants. Ask about alternative quantities.

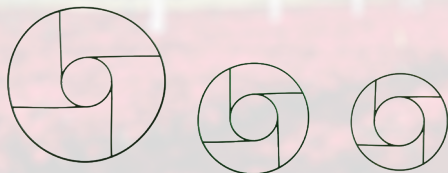


Product	Trellis Height		Trellis Width		Stake Depth		Pcs/Box
	in	cm	in	cm	in	cm	
Trellis	5.5	13.97	5.25	13.33	2.75	6.98	800

FOLIAGE RINGS

Foliage Rings support heavy foliage from falling over, encourage uniform growth, and protect during sleeving and transport.

Grower Tip: Order a size larger than your pot size to easily pull ring up from the bottom.



Cyclone Ring

- Improve shape consistency of bushy plants
- For Use: Place ring on plants at 3" to 5" of growth and prior to budding of flowers. Allow ring to rest on foliage as to elevate with plant growth. If plant cuttings are not growing at the same pace, lift the unlevel part of the ring and situate until level.

Product	Diameter		Pcs/Box
	in	cm	
8" Cyclone Ring	8	20.3	300
10" Cyclone Ring	10	25.4	300
12" Cyclone Ring	12	30.4	350
14" Cyclone Ring	14	35.5	450
16" Cyclone Ring	16	40.6	550



Plant Support Ring

- Only Compatible with Plastic Injection Molded Pots
- How to check your pot: Squeeze it! Is it rigid? If so it is Plastic Injection, this product is compatible.



Stake Ring

- Support top-heavy or climbing plants.
- Efficient replacement for garden twine.
- For Use: Cut ring between double eyelet and wrap ring around plant, then stake the two eyelets, which had been cut apart, together.

Product	Diameter		Eyelets	Pcs/Box
	in	cm		
4" Stake Ring	4	10.1	3	650
6" Stake Ring	6	15.2	3	650
8" Stake Ring	8	20.3	5	650
10" Stake Ring	10	25.4	5	650
12" Stake Ring	12	30.4	5	650
14" Stake Ring	14	35.5	5	650
16" Stake Ring	16	40.6	5	650

Product	Diameter		Depth		Pcs/Box
	in	cm	in	cm	
4" Support Ring	4	10.1	2.38	6.04	1680
5" Support Ring	5	12.7	3.25	8.25	1000
6" Support Ring	6	15.2	3.38	8.58	1500
7" Support Ring	7	17.7	3.75	9.52	1250
8" Support Ring	8	20.3	4.25	10.8	1250
9" Support Ring	9	22.8	4.63	11.7	500
10" Support Ring	10	25.4	5.25	13.3	500
12" Support Ring	12	30.4	7.00	17.7	450
14" Support Ring	14	35.5	9.00	22.8	400



Coex Pot Ring

- Only Compatible with Coex Pots
- How to check your pot: Squeeze it! Is it malleable? If so it is Coex, this product is compatible.

Product	Diameter		Depth		Pcs/Box
	in	cm	in	cm	
6" Coex Pot Ring	6	15.2	3.38	8.58	1400
7" Coex Pot Ring	7	17.7	3.75	9.52	1250
8" Coex Pot Ring	8	20.3	4.25	10.8	1250
9" Coex Pot Ring	9	22.8	4.63	11.7	500
10" Coex Pot Ring	10	25.4	5.25	13.3	500

GROW PANS

A selection of pans often used for herbs, bulbs, and pansy programs.



8"



10"



12"



TRENCH TEK™

Deko Pan Series - 8", 10", & 12"

- Conserve water and labor with trench base design, allowing longer times between waterings.
- Optimize greenhouse growing space by purchasing compatible hangers, allowing pans to be hung.
- 8" & 10" Deko Pans Compatible with 3 strand hangers
- 12" Deko Pan Compatible with 4 strand hangers
- Stock Colors - Black, Candied Ginger, Clay, & Green
- Custom colors may be ordered with a minimum quantity;
 - 8" - 32 boxes (7,872 pcs.)
 - 10" - 40 boxes (5,200 pcs.)
 - 12" - 24 boxes (2,784 pcs.)

Product	Diameter		Depth		Liquid Volume		Quantities		
	in	cm	in	cm	gal	L	Pcs/Box	Boxes/Pallet	1/2 Bulk
10" Bulb Pan	10	25.4	4.75	12	.843	3.8	80	40	2185
8" Deko Pan	8	20.3	4	10.16	.525	1.9	246	32	5250
10" Deko Pan	10	25.4	4.5	11.43	1.05	3.9	130	40	3420
12" Deko Pan	12	30.4	5	12.7	1.56	5.9	116	24	1836

... NEED A QUOTE?

CALL (732)469-0110

MONDAY - FRIDAY: 9AM - 3PM EST

CUSTOM COLORS

Single component products in custom colors available when ordering a full pallet.

Bulb Pan - 10"

- Exterior design features alternating vertical lines of matte and gloss finish.
- The Bulb Pan is compatible with both 3 strand hangers, and the Earth Pot Saucer - perfect for optimizing growing space in the greenhouse.
- Stock Colors - Green
- Custom colors may be ordered with a minimum quantity of 40 boxes (3,200 pcs.)



10"

GROW POTS



Standard Pot - 3'' & 3.5''

Perfectly sized for succulents programs.

- 3'' Std. Pot Stock Colors - Baby Blue, Clay, Green, Lime Green, Pink, & White
- 3.5'' Std. Pot Stock Colors - Green & White
- Custom colors may be ordered with a minimum quantity;
 - 3'' - 28 boxes (49,000 pcs.)
 - 3.5'' - 28 boxes (30,240 pcs.)



Product	Diameter		Depth		Liquid Volume		Dry Volume	Quantities	
	in	cm	in	cm	US	Metric	in ³	Pcs/Box	Bulk
3'' Standard Pot	3.0	7.62	2.75	6.98	7.0 fl. oz.	207 mL	12.63	1750	
3.5'' Standard Pot	3.5	8.89	3.00	7.62	10 fl. oz.	295 mL	18.05	1080	
4'' Azalea Pot	4.0	7.87	3.06	7.77	14 fl.oz.	440 mL	27.0	1280	
4.5'' Azalea Pot	4.5	11.4	4.00	10.2	1.27 pt	600 mL	36.7	900	
5'' Azalea Pot	5.0	12.7	3.75	10.1	1.68 pt	820 mL	50.54	612	10,125
5.5'' Azalea Pot	5.5	13.7	4.62	11.7	1.28 qt	1.45 L	88.77	585	15,250
6.5'' Azalea Pot	6.5	16.5	5.13	13.0	1.66 qt	1.89 L	115.52	246	10,350
7'' Azalea Pot	7.0	17.7	5.50	13.9	2.16 qt	2.48 L	151.62	264	8,050
7.5'' Azalea Pot	7.5	19.0	6.00	15.2	3.375 qt	3.19 L	194.94	220	6,075
8'' Azalea Pot	8.0	20.3	6.25	15.8	1.00 gal	3.78 L	231.04	206	5,625
10'' Azalea Pot	10	25.4	7.50	19.0	1.75 gal	6.62 L	404.32	36	1,800

Azalea Pot Series - 4'' - 10''

- Injection Molded Pots are a premium option; rigid, thick walled, and more steadfast with top heavy plants
- Stock Colors - Green & White
- Custom colors may be ordered with a minimum quantity;
 - 4'' - 28 boxes (35,840 pcs.)
 - 5'' - 28 boxes (17,136 pcs.)
 - 5.5'' - 18 boxes (10,530 pcs.)
 - 6.5'' - 28 boxes (6,888 pcs.)
 - 7'' - 28 boxes (7,392 pcs.)
 - 7.5'' - 18 boxes (3,960 pcs.)
 - 8'' - 18 boxes (3,708 pcs.)
 - 10'' - 40 boxes (1,440 pcs.)



UPC LABEL
PRINTING AND
APPLICATION
AVAILABLE



DO YOU KNOW THE DIFFERENCE?

INJECTION VS. COEXTRUSION

These are two methods of plastic manufacturing.

PLASTIC INJECTION

Plastic Injection products start with shredded plastic granules that are heated and pressed into a steel or aluminum mold.

Plastic Injection products can be made out of recycled plastic, and are known for being more rigid, steadfast, and thick-walled.

COEXTRUSION / THERMOFORM

Coextrusion (or Thermoforming) is the process of melding two layers of plastic sheeting under extreme heat and pressure in a die, forming it into one solid product.

Coex products are known for being malleable, thin-walled, and an economic option.



Coex Pots & Carry Trays

Standard products are inventoried stock, special order products can be sourced through external suppliers. Please contact your sales representative or the KOBACORP office for product specifications and quantity options. Visit kobacorp.com for special order product options.



Thin-Walled Coex Pots

3.5" Thin-Walled Coex Pot

4" Thin-Walled Coex Pot

4.33" Thin-Walled Coex Pot

4.33" Deep Thin-Walled Coex Pot

4.50" Thin-Walled Coex Pot

5" Thin-Walled Coex Pot

6" Thin-Walled Coex Pot

6.5" Thin-Walled Coex Pot

7.5" Thin-Walled Coex Pot

8" Thin-Walled Coex Mum Pan

9" Thin-Walled Coex Mum Pan

4" Square Thin-Walled Coex Pot

4.5" Square Thin-Walled Coex Pot

COEX POTS & CARRY TRAYS



Carry Trays

Hold Count

3.0" Carry Tray

12 (Black or White)

3.5" Carry Tray

10, 12, & 18

4.0" Carry Tray

10 & 15

4.33" Carry Tray

10 & 12

4.33" Deep Carry Tray

10 & 12

4.5" Carry Tray

10, 12, & 15

5.0" Carry Tray

8

5.5" Carry Tray

8

6.0" Carry Tray

6

6.5" Carry Tray

6

4" Square Pot Carry Tray

12 & 18

4.5" Square Pot Carry Tray

12 & 15

INSERTS

True Inserts (10" x 20")

We carry stock of standard products and order custom options regularly. Please call our office (732)469-0110 for product specifications, quantities, and custom product options.

- True Inserts are compatible with the True Tray.

True (10" x 20") Inserts

Insert 804T

Insert 806T

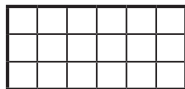
Insert 1204T

Insert 1206T

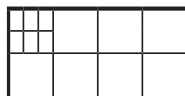
Insert 1801T



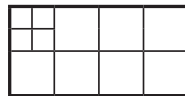
1801T



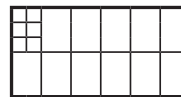
806T



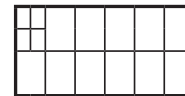
804T



1206T



1204T



Connecticut Inserts (13.64" x 10.64")

Standard products in stock - custom product options available. Please call our office (732)469-0110 for product specifications, quantities, and special order options.

- CT Inserts are compatible with the Connecticut Tray.

Connecticut (13.64" x 10.64") Inserts

Insert 803CT

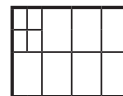
Insert 804CT



803CT



804CT



FLATS & PLUG TRAYS

Coex products are sourced from suppliers. Please contact your sales representative or the office for product specifications and quantity options. Visit www.kobacorp.com for special order items.



Connecticut (13.75" x 10.75") Tray

CT Tray

Plug Trays

Plug Tray 50

Plug Tray 72

Plug Tray 105

Plug Tray 128

Plug Tray 288

Plug Tray 512

Plug Trays

Plug Trays are sourced from outside entities. We carry limited stock of these products. Please call our office (732)469-0110 for product specifications, quantities, and special order options. The listed Plug Trays are standard options, we can also source a wide variety of miscellaneous Plug Tray options.

- 'Plug Tray [#]' - The numbers indicated are the amount of cells in the Plug Tray.



True Tray (10" x 20")

The True Tray, also called the Injection Web Flat, is compatible with any of the True Inserts.

Product	Tray Length		Tray Width		Tray Depth		Quantity
	in	cm	in	cm	in	cm	
True Tray	20	50.8	10	25.4	3.63	6.68	1000

Connecticut Tray (13.75" x 10.75")

The Connecticut Tray is sourced from outside suppliers. We carry limited stock of this product. Please call our office (732)469-0110 for product specifications, quantities, and special order options. This tray is compatible with either of the Connecticut Inserts.



COMPANY POLICIES

KOBA manufactures plastic containers for wholesale growing capabilities. KOBA sells direct and through various distributors. Quantities, color minimums, product sizes, etc. are all subject to change.

Payment Terms: COD until credit is established, once established - net 30 days. 2% off for customers with established credit paying cash or check at time of pickup or delivery. Credit card payments are not eligible for the 2% off incentive. We accept American Express, Discover, Mastercard, and VISA.

Color Minimums: Plastic Injection Molded single component products can be ordered in any of the colors on the KOBA Color Palette with a minimum order of one pallet. Multicomponent products (products with hangers or saucers) have specific color minimums listed under each product in catalog and on the KOBA website. Additionally, KOBA offers a bypass on large multicomponent minimums with a one pallet minimum at a 25% color change fee on the product ordered. Orders of colors outside of stock colors are considered a Special Order*. Coex Pots and Trays are only offered in stock colors.

Promotion Policy: Promotional offers are only available during specified times on specified products. Offers cannot be combined with any other discounts, unless specifically stated. 2% off on orders \$15,000 - \$24,999, 5% off on \$25,000 - \$99,999, 10% off on \$100,000.

Shipping Policy: Daily shipments are made with multiple common carriers. Our shipping department will tailor your order to the best method of shipment determined by your location, order weight, and size.

Return Policy: Items that are considered Special Orders*, including items not in inventory, are not eligible for returns or refunds. Items ordered from existing inventory are entitled to be refunded or returned based on complaint. If items are damaged during shipment the buyer must note damages on Bill of Lading paperwork prior to the delivery truck leaving. Pictures of damaged items can be sent to sales@kobacorp.com or faxed to (732)469-0835 and will expedite the return process. If a product is unsatisfactory, a written explanation is needed before the item may be considered for refund. Buyer must take into account the description of the item before requesting a refund. If the item matches the description by the seller and the buyer is unsatisfied, the seller is not responsible for a refund. A 15% restocking fee will be applied to orders that have already been shipped and are being returned.

Cancellation Policy: An item may be canceled up to 10 days after placing an order. After 10 days the buyer is responsible for the payment.

Complaints: Any complaints about items or sellers may be sent to our support team: info@kobacorp.com or (732)469-0110. There is no guarantee of a resolution. Each case will be looked at individually, and the seller will be in contact as well.

Sample Fulfillment: Access a sample order form on our website; www.kobacorp.com. Completed forms may be sent to lorenad@kobacorp.com or Faxed: (732)469-0835. Please allow 2-3 business days for sample order fulfillment. Samples will be shipped through UPS. Sample Inventory is limited, Coex items are limit one per product, and Carry Trays are limit one per customer.



KOB&A 60 Baekeland Ave.
Middlesex, NJ 08846

Place
Postage
Here



THE
CONTAINER
CONNECTION

Monthly Newsletter:
<http://bit.ly/ContainerConnect>

KOBACORP.COM (732)469-0110 FAX (732)469-0835