



SBA 504 Funding Process

July 2022

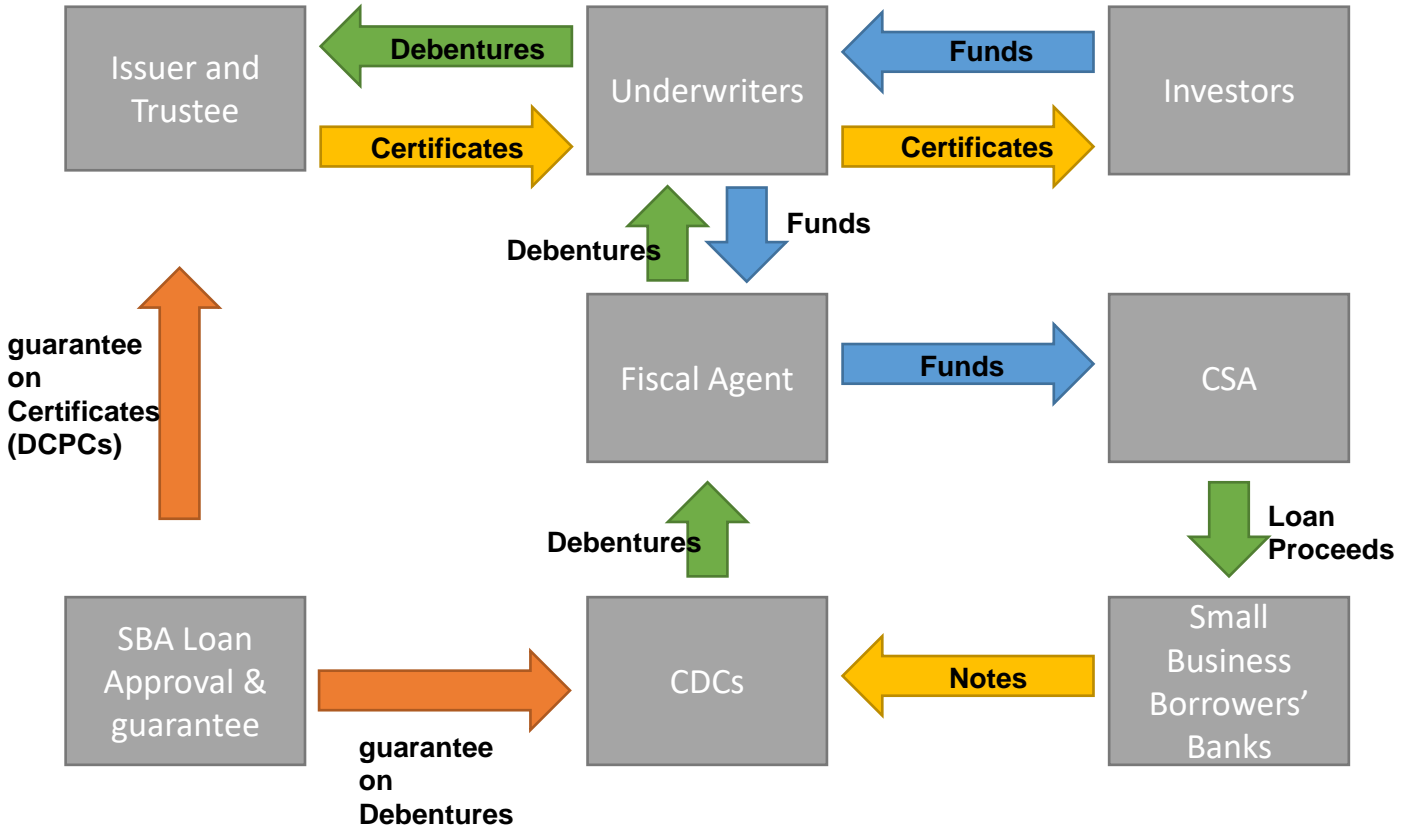
Funding Small Businesses for 36 Years

- Sections 503 (1958), 504 and 505 (1986) of the Small Business Investment Act provide for guarantee and pooling of CDC-issued debentures and guarantee and issuance of *Development Company Participation Certificates* (DCPCs)
- Section 503 provides for a guarantee of full and timely debenture payments. Section 504 allows debentures to be sold to investors, and 505 provides a guarantee on full and timely payments to DCPC holders
- Provides monthly access to fixed rate, long-term funding in the public capital markets not otherwise available to small business
- Uses a proven securitization process to create appealing investments resulting in efficiently-priced fixed-rate funding for small business borrowers
- 36 years of history have led to stable performance through multiple interest rate and economic cycles and through large crises. \$96 billion in certificates have been issued with \$29 billion outstanding

SBA 504 Capital Markets Team

- **Small Business Administration** – Guarantor of debentures approved for funding, approves funding amounts and the debenture rates
- **Fiscal Agent/Selling Agent** – *Eagle Compliance LLC*. Manage the funding process for SBA and CDCs to obtain the best monthly debenture rate available for CDCs, therefore the best loan rate for the borrower
- **Underwriters** – *Credit Suisse and Bank of America*. Market, sell and trade DCPCs, pool debentures, product research
- **Issuing Agent and Trustee** – *The Bank of New York Mellon*. Hold debentures issued by CDCs, issue DCPCs as SBA's agent, distribute P&I to DCPC holders, report outstanding pool statistics
- **Central Servicing Agent** – *Guidehouse, LLC*. Process loans, report new pool statistics to Eagle Compliance, collect loan payments, pay out proceeds
- **Legal Counsel** – *Morgan Lewis, LLP*. Program and transaction legal advisors to underwriters and Eagle Compliance LLC

From Borrowers to Investors: The Process



Determining the Various 504 Rates

Debenture Offering 2022-25G	Rate Calculation
Treasury Yield	2.96
+ Spread to Treasury	0.97
= CDC Semi-ann. Debenture Rate	3.93
= Borrower Monthly Note Rate	3.98
+ SBA Ongoing Guarantee Fee	0.2475
+ CSA Fee	0.10
+ Minimum CDC Servicing Fee	0.625
= Full Term Effective Rate	5.110

25-year and 20-year 504 debentures set over *10-year treasury yield*

10-year 504 debentures set over *5-year treasury yield*

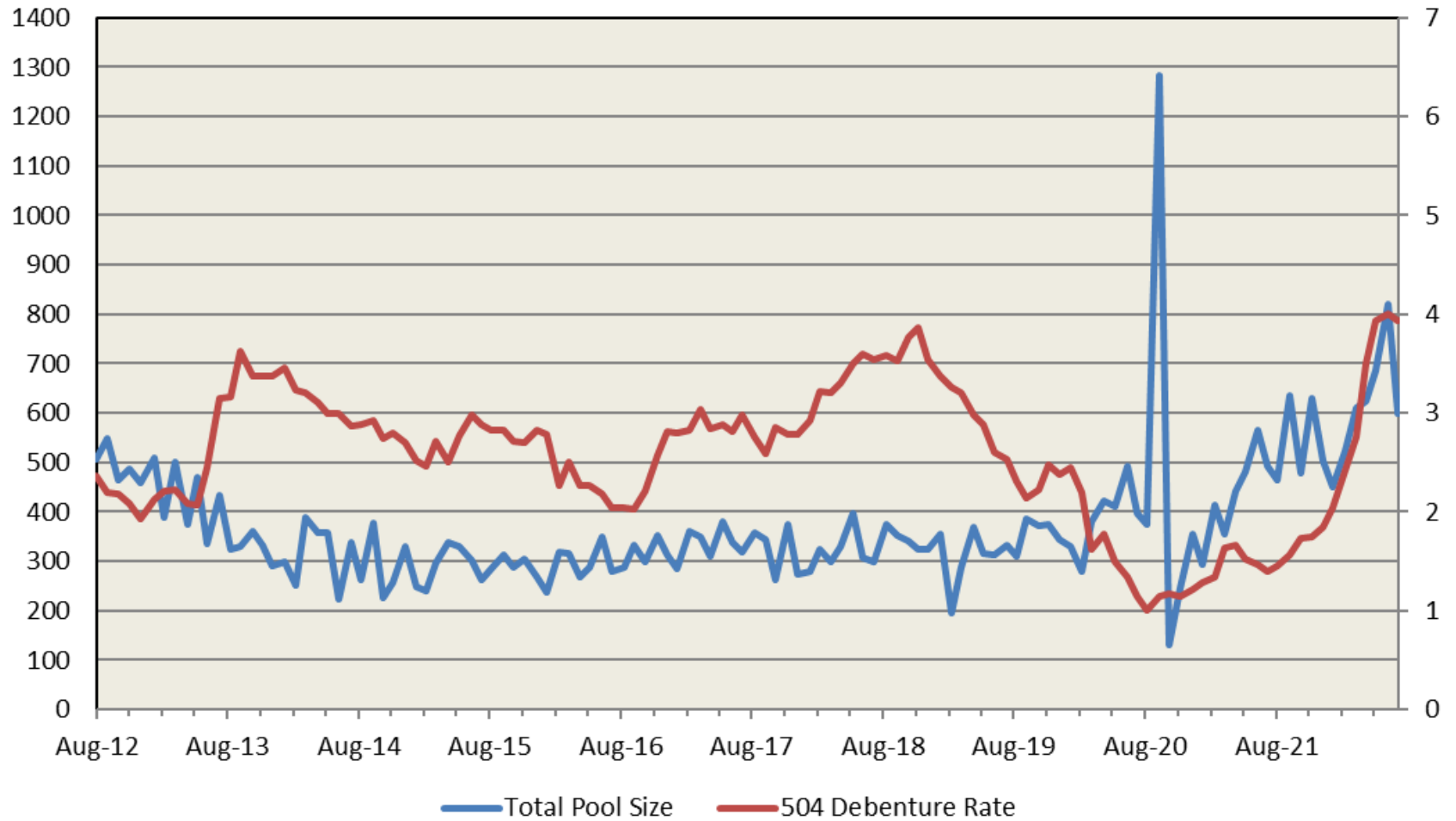
To learn how the full-term effective rate is calculated please see the [504 Rate Tutorial](#) via the [Eagle Compliance, LLC website](#). The effective rate is not an APR equivalent as it is not calculated using any upfront fees.

SBA 504 Funding Calendar

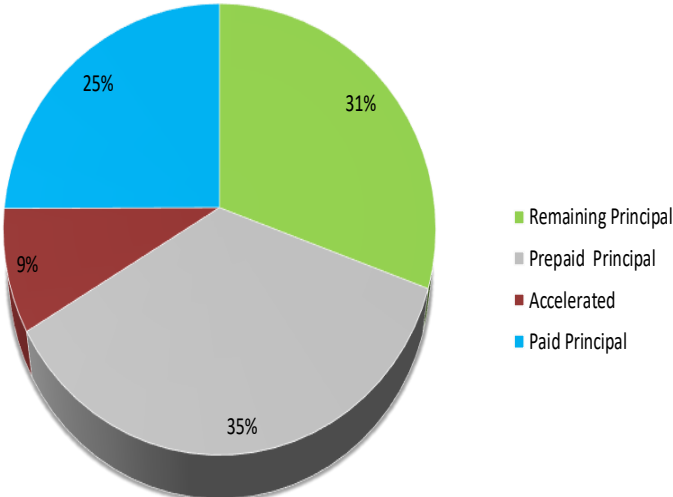
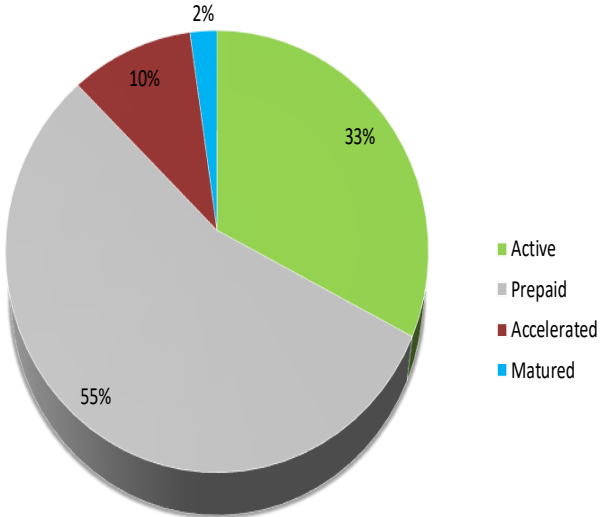
Example: July 2022

- Thursday June 23 – *Cut-Off-Date* – was last day for loan documents to arrive at CSA for review and resolution of any loan package errors
- Thursday June 30 - CSA provided Eagle with preliminary debenture pool figures
- Friday July 1 – *Pulled Loan Deadline*. CSA and CDCs resolved all loan documentation issues
- Tuesday July 5 – *Announcement Date* with final pool figures
- Thursday July 7 – *Pricing Date*. Rates were set and pools formed
- Wednesday July 13 – *Closing Date*, CSA distributed proceeds of sale, pool certificates transferred to investors

SBA 504 Debuture Rate (% , right axis) and Total Pool Size (\$MM, left axis)



SBA 504 Portfolio Summary



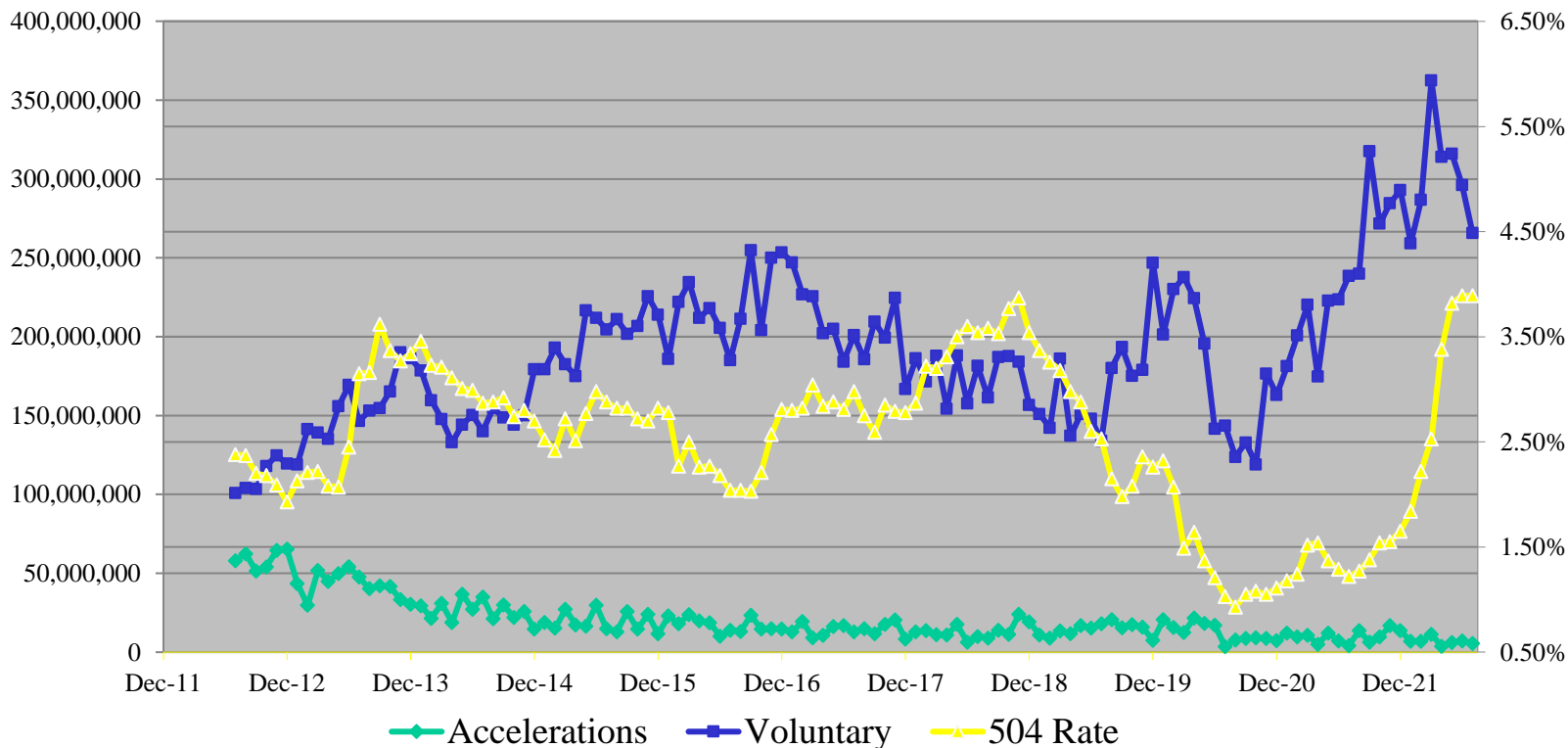
	Debtentures	10-Year Maturity		20-Year Maturity		25-Year Maturity		Portfolio Amount	10-Year Maturity		20-Year Maturity		25-Year Maturity		
		Count	%	Count	%	Count	%		Amount	%	Amount	%	Amount	%	
Active	56,048	1,277	2%	39,099	70%	15,672	28%	Remaining Principal	\$29,660,216,180.70	\$360,242,804.66	1%	\$16,580,033,776.85	56%	\$12,719,939,599.19	43%
Prepaid	94,020	3,277	3%	90,217	96%	526	1%	Prepaid Principal	\$34,292,477,065.25	\$648,579,084.77	2%	\$33,175,752,141.82	97%	\$468,145,838.66	1%
Accelerated	17,546	835	5%	16,695	95%	16	0%	Accelerated	\$8,463,616,231.34	\$275,880,279.86	3%	\$8,174,854,719.39	97%	\$12,881,232.09	0%
Matured	3,873	1,530	40%	2,343	60%	0	0%	Paid Principal	\$24,214,690,522.71	\$1,609,271,830.71	7%	\$22,085,172,361.94	91%	\$520,246,330.06	2%
Total	171,487	6,919	4%	148,354	87%	16,214	9%	Total	\$96,631,000,000.00	\$2,893,974,000.00	3%	\$80,015,813,000.00	83%	\$13,721,213,000.00	14%

DCPC Characteristics

- DCPC's match the amortization, interest rate, maturity and prepayment penalty schedule of the debentures. P&I paid semiannually
- *Prepayment penalty starts at 100%+debenture interest rate and declines ratably to par after 5 years (10-year maturity) or 10 years (20 and 25-year maturities)*
- Acceleration of debenture principal upon loan default is paid at par
- Scheduled P&I and any prepayments are allocated to DCPC holders on a *pro rata* basis
- Full faith and credit obligation of the United States for risk weighting by investors and federal income tax treatment
- Projected average life on a new 25-year par pool is 9.8 years at 5% Constant Payment Rate (CPR) convention
- Actual CPR is running 10% or faster

How Have Debentures/DCPCs Prepaid?

SBA 504 Pre-Payments



Why Do Investors Buy DCPCs?

- Full faith and credit of the U.S. Highest quality.
- Absolute yield with a wide selection of coupons and prices.
- Spread over treasuries in compensation for the borrower prepayment option and lower liquidity.
- Monthly offering calendar.
- Well-supported secondary market.
- Reasonably predictable cash flows.
- Long history, rich prepayment/acceleration data.

Who Buys DCPCs?

- **Insurance companies** – yield, safety and government security status with yield very important to match their liabilities
- **Bank Portfolios** – yield, safety, government security status. Held for sale and to maturity
- **Money Managers** – on the behalf of other institutions and individuals. Relative value/spread buyers. Includes mutual funds, hedge funds
- **Minimum original denomination** - \$25,000 with \$1,000 multiples thereafter

Disclaimer

The information herein has been obtained from sources that we believe to be reliable, but we do not guarantee its accuracy or completeness.



*Eagle Compliance, LLC 2022
All rights reserved.*