

**RESORT VILLAGE OF BIG SHELL**  
**Financial Statements**  
**Year Ended December 31, 2018**

RESORT VILLAGE OF BIG SHELL  
Index to Financial Statements  
Year Ended December 31, 2018

---

	Page
MANAGEMENT'S RESPONSIBILITY	1
AUDITORS' REPORT	2 - 3
FINANCIAL STATEMENTS	
Statement of Financial Position	4
Statement of Operations	5
Statement of Change in Net Financial Assets	6
Statement of Cash Flow	7
Notes to Financial Statements	8 - 14
Taxes and Other Unconditional Revenue ( <i>Schedule 1</i> )	15
Schedule of Operating and Capital Revenue by Function ( <i>Schedule 2 - 1</i> )	16
Schedule of Operating and Capital Revenue by Function ( <i>Schedule 2 - 2</i> )	17
Schedule of Operating and Capital Revenue by Function ( <i>Schedule 2 - 3</i> )	18
Schedule of Operating and Capital Revenue by Function ( <i>Schedule 2 - 4</i> )	19
Total Expenses by Function ( <i>Schedule 3 - 1</i> )	20
Total Expenses by Function ( <i>Schedule 3 - 2</i> )	21
Total Expenses by Function ( <i>Schedule 3 - 3</i> )	22
Schedule of Segment Disclosure by Function ( <i>Schedule 4</i> )	23
Schedule of Segment Disclosure by Function ( <i>Schedule 5</i> )	24
Schedule of Tangible Capital Assets by Object ( <i>Schedule 6</i> )	25
Schedule of Tangible Capital Assets by Function ( <i>Schedule 7</i> )	26
Schedule of Accumulated Surplus ( <i>Schedule 8</i> )	27
Schedule of Mill Rates and Assessments ( <i>Schedule 9</i> )	28
Schedule of Council Remuneration ( <i>Schedule 10</i> )	29

Management's Responsibility


The municipality's management is responsible for the preparation and presentation of the accompanying consolidated financial statements in accordance with Canadian public sector accounting standards (PSAS). The preparation of the statements necessarily includes selecting appropriate accounting principles and methods, and making decisions affecting the measurement of transactions in which objective judgments and estimates by management are required.

In discharging its responsibilities for the integrity and fair presentation of the consolidated financial statements, management designs and maintains the necessary accounting, budget and other related internal controls to provide reasonable assurance that transactions are appropriately authorized and accurately recorded, that assets are properly accounted for and safeguarded, and that financial records are properly maintained to provide reliable information for the preparation of the consolidated financial statements.

The Council is composed of elected officials who are not employees of the municipality. The Council is responsible for overseeing management in the performance of its financial reporting responsibilities. The Council fulfills these responsibilities by reviewing the financial information prepared by management and discussing relevant matters with external auditors. The Council is also responsible for recommending the appointment of the municipality's external auditors.

Cogent Chartered Professional Accountants LLP, an independent firm of Chartered Professional Accountants, is appointed by the Council to audit the consolidated financial statements and report directly to them; their report follows. The external auditors have full and free access to, and meet periodically and separately with, both the Council and management to discuss their audit findings.

  
Tara Bueckert, Administrator

  
M. Jim Wilkie, Mayor

Shell Lake, SK

Date: April 19, 2019

---

## INDEPENDENT AUDITOR'S REPORT

---

To the Council of the Resort Village of Big Shell:

### *Opinion*

We have audited the financial statements of the Resort Village of Big Shell (the Company), which comprise the statement of financial position as at December 31, 2018, and the statements of operations and cash flow for the year then ended, and notes to the financial statements, including a summary of significant accounting policies.

In our opinion, the accompanying financial statements present fairly, in all material respects, the financial position of the Company as at December 31, 2018, and the results of its operations and its cash flow for the year then ended in accordance with Canadian public sector accounting standards.

### *Basis for Opinion*

We conducted our audit in accordance with Canadian generally accepted auditing standards. Our responsibilities under those standards are further described in the *Auditor's Responsibilities for the Audit of the Financial Statements* section of our report. We are independent of the Company in accordance with the ethical requirements that are relevant to our audit of the financial statements in Canada, and we have fulfilled our other ethical responsibilities in accordance with those requirements. We believe that the audit evidence we have obtained is sufficient and appropriate to provide a basis for our opinion.

### *Responsibilities of Management and Those Charged with Governance for the Financial Statements*

Management is responsible for the preparation and fair presentation of the financial statements in accordance with Canadian public sector accounting standards, and for such internal control as management determines is necessary to enable the preparation of financial statements that are free from material misstatement, whether due to fraud or error.

In preparing the financial statements, management is responsible for assessing the Company's ability to continue as a going concern, disclosing, as applicable, matters relating to going concern and using the going concern basis of accounting unless management either intends to liquidate the Company or to cease operations, or has no realistic alternative but to do so.

Those charged with governance are responsible for overseeing the Company's financial reporting process.

### *Auditor's Responsibilities for the Audit of the Financial Statements*


Our objectives are to obtain reasonable assurance about whether the financial statements as a whole are free from material misstatement, whether due to fraud or error, and to issue an auditor's report that includes our opinion. Reasonable assurance is a high level of assurance, but is not a guarantee that an audit conducted in accordance with Canadian generally accepted auditing standards will always detect a material misstatement when it exists. Misstatements can arise from fraud or error and are considered material if, individually or in the aggregate, they could reasonably be expected to influence the economic decisions of users taken on the basis of these financial statements. As part of an audit in accordance with Canadian generally accepted auditing standards, we exercise professional judgment and maintain professional skepticism throughout the audit. We also:

- Identify and assess the risks of material misstatement of the financial statements, whether due to fraud or error, design and perform audit procedures responsive to those risks, and obtain audit evidence that is sufficient and appropriate to provide a basis for our opinion. The risk of not detecting a material misstatement resulting from fraud is higher than for one resulting from error, as fraud may involve collusion, forgery, intentional omissions, misrepresentations, or the override of internal control.
- Obtain an understanding of internal control relevant to the audit in order to design audit procedures that are appropriate in the circumstances, but not for the purpose of expressing an opinion on the effectiveness of the Company's internal control.
- Evaluate the appropriateness of accounting policies used and the reasonableness of accounting estimates and related disclosures made by management.

- Conclude on the appropriateness of management's use of the going concern basis of accounting and, based on the audit evidence obtained, whether a material uncertainty exists related to events or conditions that may cast significant doubt on the Company's ability to continue as a going concern. If we conclude that a material uncertainty exists, we are required to draw attention in our auditor's report to the related disclosures in the financial statements or, if such disclosures are inadequate, to modify our opinion. Our conclusions are based on the audit evidence obtained up to the date of our auditor's report. However, future events or conditions may cause the Company to cease to continue as a going concern.
- Evaluate the overall presentation, structure and content of the financial statements, including the disclosures, and whether the financial statements represent the underlying transactions and events in a manner that achieves fair presentation.

We communicate with those charged with governance regarding, among other matters, the planned scope and timing of the audit and significant audit findings, including any significant deficiencies in internal control that we identify during our audit.

Rosthern, SK  
April 19, 2019

  
Chartered Professional Accountants

**Statement of Financial Position  
As at December 31, 2018**

**Statement 1**

	2018	2017
<b>FINANCIAL ASSETS</b>		
Cash and Temporary Investments (Note 2)	\$ 160,279	\$ 158,771
Taxes Receivable - Municipal (Note 3)	11,622	14,025
Other Accounts Receivable (Note 4)	1,091	2,243
Land for Resale (Note 5)	-	-
Long-Term Investments (Note 6)	-	-
Debt Charges Recoverable (Note 7)	-	-
Other	-	-
<b>Total Financial Assets</b>	<b>172,992</b>	<b>175,039</b>
<b>LIABILITIES</b>		
Bank indebtedness (Note 8)	-	-
Accounts Payable	4,626	9,176
Accrued Liabilities Payable	-	-
Deposits	-	-
Deferred Revenue (Note 9)	-	-
Accrued Landfill Costs (Note 10)	-	-
Liability for Contaminated Sites (Note 11)	-	-
Other Liabilities	-	-
Long term debt (Note 12)	5,382	5,382
Lease Obligations (Note 13)	-	-
<b>Total Liabilities</b>	<b>-</b>	<b>-</b>
<b>NET FINANCIAL ASSETS</b>	<b>10,008</b>	<b>14,558</b>
<b>NON-FINANCIAL ASSETS</b>	<b>162,984</b>	<b>160,481</b>
Tangible Capital Assets(Schedule 6, 7)	107,027	92,283
Prepayments and Deferred Charges	4,144	4,022
Stock and Supplies	-	-
Other (Note 14)	-	-
<b>Total Non-Financial Assets</b>	<b>111,171</b>	<b>96,305</b>
<b>ACCUMULATED SURPLUS (Schedule 8)</b>	<b>\$ 274,155</b>	<b>\$ 256,786</b>

## RESORT VILLAGE OF BIG SHELL

## Statement of Operations

Year Ended December 31, 2018

Statement 2

	Budget 2018	2018	2017
<b>REVENUES</b>			
Taxes and Other Unconditional Revenue (Schedule 1)	\$ 71,352	\$ 69,544	\$ 71,239
Fees and Charges (Schedule 4, 5)	11,000	16,356	19,062
Conditional Grants (Schedule 4, 5)	-	-	-
Tangible Capital Assets Sales - Gain (Loss) (Schedule 4, 5)	-	-	-
Land Sales - Gain (Loss) (Schedule 4, 5)	-	-	-
Investment Income and Commissions (Schedule 4, 5)	800	2,520	2,208
Other Revenues (Schedule 4, 5)	-	-	-
<b>Total Revenues</b>	<b>83,152</b>	<b>88,420</b>	<b>92,509</b>
<b>EXPENSES</b>			
General Government Services (Schedule 3)	37,950	34,598	33,501
Protective Services (Schedule 3)	8,130	8,495	6,641
Transportation Services (Schedule 3)	23,273	19,557	25,261
Environmental and Public Health Services (Schedule 3)	9,900	3,660	4,182
Planning and Development Services (Schedule 3)	-	-	-
Recreation and Cultural Services (Schedule 3)	1,455	6,161	5,286
Utility Services (Schedule 3)	400	1,330	1,334
<b>Total Expenses</b>	<b>81,108</b>	<b>73,801</b>	<b>76,205</b>
<b>Surplus (Deficit) of Revenues over Expenses before Other Capital Contributions</b>	<b>2,044</b>	<b>14,619</b>	<b>16,304</b>
Provincial/Federal Capital Grants and Contributions (Schedule 4, 5)	2,619	2,750	2,736
<b>Surplus (Deficit) of Revenues over Expenses</b>	<b>4,663</b>	<b>17,369</b>	<b>19,040</b>
Accumulated Surplus (Deficit), Beginning of Year	256,786	256,786	237,746
<b>ACCUMULATED SURPLUS - END OF YEAR</b>	<b>\$ 261,449</b>	<b>\$ 274,155</b>	<b>\$ 256,786</b>

See notes to financial statements

**RESORT VILLAGE OF BIG SHELL**

**Statement of Change in Net Financial Assets**

**Year Ended December 31, 2018**

**Statement 3**

	Budget 2018	2018	2017
<b>Surplus (Deficit)</b>	\$ 4,663	\$ 17,369	\$ 19,040
(Acquisition) of tangible capital assets	-	(20,670)	-
Amortization of tangible capital assets	-	5,926	5,926
Proceeds on disposal of tangible capital assets	-	-	-
Loss (gain) on the disposal of tangible capital assets	-	-	-
<b>Surplus (Deficit) of capital expenses over expenditures</b>	-	(14,744)	5,926
(Acquisition) of supplies inventories	-	-	-
(Acquisition) of prepaid expense	-	(4,144)	(4,022)
Consumption of supplies inventory	-	-	-
Use of prepaid expense	-	4,022	3,228
<b>Surplus (Deficit) of expenses of other non-financial over expenditures</b>	-	(122)	(794)
<b>Increase/Decrease in Net Financial Assets</b>	4,663	2,503	24,172
<b>Net Financial Assets (Debt) - Beginning of Year</b>	160,481	160,481	136,309
<b>Net Financial Assets (Debt) - End of Year</b>	\$ 165,144	\$ 162,984	\$ 160,481



RESORT VILLAGE OF BIG SHELL  
Statement of Cash Flow  
Year Ended December 31, 2018

Statement 4

	2018	2017
Cash provided by (used for) the following activities		
Operating:		
Surplus (Deficit)	\$ 17,369	\$ 19,040
Amortization	5,926	5,926
Loss (gain) on disposal of tangible capital assets	-	-
	<u>23,295</u>	<u>24,966</u>
Change in assets/liabilities		
Taxes Receivable - Municipal	2,403	(3,806)
Other Receivables	1,152	(1,940)
Other Financial Assets	-	-
Land for Resale	-	-
Liability for Contaminated Sites	-	-
Accounts and Accrued Liabilities Payable	(4,550)	3,460
Other Liabilities	-	-
Prepayments and Deferred Charges	(122)	(794)
Accrued Landfill Costs	-	-
Deposits	-	-
	<u>(1,117)</u>	<u>(3,080)</u>
Cash provided by operating transactions	22,178	21,886
Capital:		
Acquisition of capital assets	-	-
Other capital	(20,670)	-
Cash applied to capital transactions	<u>(20,670)</u>	<u>-</u>
Investing:		
Other investments	-	-
Cash provided by (applied to) investing transactions	-	-
Financing:		
Debt charges recovered	-	-
Long-term debt issued	-	-
Long-term debt repaid	-	-
Other financing	-	-
Cash provided by (applied to) financing transactions	-	-
Change in Cash and Temporary Investments during the year	1,508	21,886
Cash and Temporary Investments - Beginning of Year	158,771	136,885
Cash and Temporary Investments - End of Year (Note 2)	<u>\$ 160,279</u>	<u>\$ 158,771</u>

## RESORT VILLAGE OF BIG SHELL

### Notes to Financial Statements

Year Ended December 31, 2018

---

1. **Significant accounting policies**

The consolidated financial statements of the municipality have been prepared by management in accordance with Canadian public sector accounting standards (PSAS) as recommended by the Chartered Professional Accountants of Canada (CPA Canada). Significant aspects of the accounting policies adopted by the municipality are as follows:

**Basis of accounting:** The consolidated financial statements are prepared using the accrual basis of accounting. The accrual basis of accounting recognizes revenues as they become available and measurable; expenses are recognized as they are incurred and measurable as a result of the receipt of goods and services and the creation of a legal obligation to pay.

(a) **Reporting Entity:**

The consolidated financial statements consolidate the assets, liabilities and flow of resources of the municipality. The entity is comprised of all of the organizations that are owned or controlled by the municipality and are, therefore, accountable to the Council for the administration of their financial affairs and resources. Entities included in these consolidated financial statements are as follows:

Entity - None

All inter-organizational transactions and balances have been eliminated.

(b) **Collection of funds for other authorities:**

Collection of funds by the municipality for the school board, municipal hail and conservation and development authorities are collected and remitted in accordance with relevant legislation.

(c) **Government Transfers:**

Government transfers are the transfer of assets from senior levels of government that are not the result of an exchange transaction, are not expected to be repaid in the future, or the result of a direct financial return. Government transfers are recognized as revenue in the period that the events giving rise to the transfer occur, providing:

- a) the transfers are authorized
- b) any eligibility criteria have been met; and
- c) reasonable estimates of the amounts can be made.

Unearned government transfer amounts received will be recorded as deferred revenue.

Earned government transfer amounts not received will be recorded as an amount receivable.

(d) **Deferred Revenue - Fees and Charges:**

Certain user charges and fees are collected for which the related services have yet to be performed. Revenue is recognized in the period when the related expenses are incurred or services performed.

(e) **Local Improvement Charges:**

Local improvement projects financed by frontage taxes recognize any prepayment charges as revenue in the period assessed.

(f) **Net Financial Assets:**

Net Financial Assets at the end of an accounting period are the net amount of financial assets less liabilities outstanding. Financial assets represent items such as cash and those other assets on hand which could provide resources to discharge existing liabilities or finance future operations. These include realizable assets which are convertible to cash and not intended for consumption in the normal course of operations.

(g) **Non-financial assets:**

Tangible capital and other non-financial assets are accounted for as assets by the government because they can be used to provide government services in future periods. These assets do not normally provide resources to discharge the liabilities of the government unless they are sold.

(h) **Appropriated Reserves:**

Reserves are established at the discretion of Council to designate surplus for future operating and capital transactions. Amounts so designated are described on Schedule 8.

(continues)

---

1. **Significant accounting policies** *(continued)*(i) **Property Tax Revenue:**

Property tax revenue is based on assessments determined in accordance with Saskatchewan Legislation and the formulas, principles, and rules in the Saskatchewan Assessment Manual. Tax mill rates are established annually by council following the guidance of the Government of Saskatchewan. Tax revenues are recognized when the tax has been authorized by bylaw and the taxable event has occurred. Requisitions operate as a flow through and are excluded from municipal revenue.

(i) **Investments:**

Portfolio investments are valued at the lower of cost, less any provisions for other than temporary impairment. Investments with terms of 91 days to one year have been classified as other short-term investments and investments with terms longer than one year have been classified as other long-term investments concurrent with the nature of the investment. The long term investments in the Saskatchewan Association of Rural Municipalities - Self insurance fund are accounted for on the equity basis.

(k) **Inventories:**

Inventories of materials and supplies expected to be used by the municipality are valued at the lower of cost or replacement cost. Inventories of land, materials and supplies held for resale are valued at the lower of cost or net realizable value. Cost is determined by the average cost method. Net realizable value is the estimated selling price in the ordinary course of business.

(l) **Tangible Capital Assets:**

All tangible capital asset acquisitions or betterments made throughout the year are recorded at their acquisition cost. Initial costs for tangible capital assets that were acquired and developed prior to 2009 were obtained via historical cost information or using current fair market values discounted by a relevant inflation factor back to the point of acquisition. Donated tangible capital assets received are recorded at their fair market value at the date of contribution. The cost of these tangible capital assets less any residual value are amortized over the asset's useful life using the straight-line method of amortization. Tangible capital assets that are recognized at a nominal value are disclosed on Schedule 6. The municipality's tangible capital asset useful lives are estimated as follows:

<u>Asset</u>	<u>Useful Life</u>
<b>General Assets</b>	
Land	Indefinite
Land Improvements	5 to 20 Years
Buildings	10 to 50 Years
Vehicles & Equipment	
Vehicles	5 to 10 Years
Machinery and Equipment	5 to 10 Years
<b>Infrastructure Assets</b>	
Infrastructure Assets	30 to 75 Years
Water & Sewer	30 to 75 Years
Road Network Assets	30 to 75 Years

**Government contributions:** Government contributions for the acquisition of capital assets are reported as capital revenue and do not reduce the cost of the related asset.

**Works of Art:** Assets that have a historical or cultural significance, which include works of art, monuments and other cultural artifacts are not recognized as tangible capital assets because a reasonable estimate of future benefits associated with this property cannot be made.

**Capitalization of Interest:** The municipality does not capitalize interest incurred while a tangible capital asset is under construction.

**Leases:** All leases are recorded on the consolidated financial statements as either a capital or operating lease. Any lease that transfers substantially all of the benefits and risk associated with the leased asset is classified as a capital lease and recorded as a tangible capital asset. At the inception of a capital lease, an asset and a payment obligation are recorded at an amount equal to the lesser of the present value of the minimum lease payments and the asset's fair market value. Assets under capital lease are amortized on a straight-line basis, over their estimated useful lives. Any other lease not meeting the before mentioned criteria is classified as an operating lease and rental payments are expensed as incurred.

*(continues)*

## RESORT VILLAGE OF BIG SHELL

### Notes to Financial Statements

Year Ended December 31, 2018

---

1. **Significant accounting policies** (*continued*)

(m) **Landfill Liability:**

The municipality does not maintain a waste disposal site. Therefore, no amount has been recorded as an asset or liability.

(n) **Trust Funds:**

Funds held in trust for others, under a trust agreement or statute, are not included in the consolidated financial statements as they are not controlled by the municipality. Trust fund activities administered by the municipality are disclosed in Note 18.

(o) **Employee benefit plans:**

Contributions to the municipality's defined benefit plans are expensed when contributions are made. Under the defined benefit plan, the municipality's obligations are limited to their contributions.

(p) **Liability for Contaminated Sites:**

Contaminated sites are a result of contamination being introduced into air, soil, water or sediment of a chemical, organic or radioactive material or live organism that exceeds an environmental standard. The liability is recorded net of any expected recoveries. A liability for remediation of contaminated sites is recognized when all the following criteria are met:

- a) an environmental standard exists;
- b) contamination exceeds the environmental standard;
- c) The municipality:
  - i. is directly responsible; or
  - ii. accepts responsibility;
- d) it is expected that future economic benefits will be given up; and
- e) a reasonable estimate of the amount can be made.

(q) **Measurement Uncertainty:**

The preparation of financial statements in conformity with Canadian public sector accounting standards requires management to make estimates and assumptions that affect the reported amount of assets and liabilities and disclosure of contingent assets and liabilities at the date of the financial statements, and the reported amounts of revenue and expenditures during the period. Accounts receivable are stated after evaluation as to their collectability and an appropriate allowance for doubtful accounts is provided where considered necessary.

The measurement of materials and supplies are based on estimates of volume and quality. The 'Opening Asset costs' of tangible capital assets have been estimated where actual costs were not available. Amortization is based on the estimated useful lives of tangible capital assets.

These estimates and assumptions are reviewed periodically and, as adjustments become necessary they are reported in earnings in the periods in which they become known.

(r) **Basis of segmentation/Segment report:**

The municipality follows the Public Sector Accounting Board's recommendations requiring financial information to be provided on a segmented basis. Municipal services have been segmented by grouping activities that have similar service objectives (by function). Revenues that are directly related to the costs of the function have been attributed to each segment. Interest is allocated to functions based on the purpose of specific borrowings.

The segments (functions) are as follows:

**General Government:** Provides for the administration of the municipality.

**Protective Services:** Comprised of expenses for Police and Fire protection.

**Transportation Services:** Responsible for the delivery of public works services related to the development and maintenance of roadway systems and street lighting.

**Environmental and Public Health:** The environmental segment provides waste disposal and other environmental services. The public health segment provides for expenses related to public health services in the municipality.

**Planning and Development:** Provides for neighbourhood development and sustainability.

**Recreation and Culture:** Provides for community services through the provision of recreation and leisure services.

**Utility Services:** Provides for delivery of water, collecting and treating of wastewater and providing collection and disposal of solid waste.

(*continues*)

RESORT VILLAGE OF BIG SHELL

Notes to Financial Statements

Year Ended December 31, 2018

1. Significant accounting policies (continued)

(s) Budget Information:

Budget information is presented on a basis consistent with that used for actual results. The budget was approved by Council on .

(t) New Accounting Standards:

Effective January 1, 2018, the municipality adopted the following Canadian public sector accounting standards. The description of these changes and their impact on the consolidated financial statements is summarized:

**PS 2200 Related Party Disclosures** defines a related party and establishes disclosures required for related party transactions. Disclosure of information about related party transactions and the relationship underlying them is required when they have occurred at a value different from that which would have been arrived at if the parties were unrelated, and they have, or could have, a material financial effect on the consolidated financial statements.

The adoption of this standard has not resulted in any disclosure change.

**PS 3210 Assets** provides additional guidance for applying the definition of assets and establishing disclosure requirements for assets. Disclosure about the major categories of assets that are not recognized is required. When an asset is not recognized because a reasonable estimate cannot be made, the reason(s) for this should be disclosed.

The adoption of this standard has no impact on the consolidated financial statements.

**PS 3320 Contingent Assets** defines and establishes disclosure standards on the reporting and disclosure of possible assets that may arise from existing conditions or situations involving uncertainty. Disclosure is required when the occurrence of the confirming future event is likely.

The municipality does not have any reportable contingent assets.

**PS 3380 Contractual Rights** defines and establishes disclosure standards on contractual rights. Contractual rights are rights to economic resources arising from contracts or agreements that will result in both an asset and revenue in the future.

The municipality does not have any reportable contractual rights.

**PS 3420 Inter-Entity Transactions** establishes standards on how to account for and report transactions between public sector entities that comprise a government's reporting entity from both a provider and recipient perspective.

This standard has no impact on the consolidated financial statements.

2. Cash and Temporary Investments

	2018	2017
Cash	\$ 160,279	\$ 158,771
Temporary Investments	-	-
Restricted Cash	-	-
<b>Total Cash and Temporary Investments</b>	<b>\$ 160,279</b>	<b>\$ 158,771</b>

Cash and temporary investments include balances with banks, term deposits, marketable securities and short-term investments with maturities of three months or less. Cash subject to restrictions that prevent its use for current purposes is included in restricted cash.

**RESORT VILLAGE OF BIG SHELL**

**Notes to Financial Statements**

**Year Ended December 31, 2018**

	2018	2017
<b>3. Taxes Receivable - Municipal</b>		
<u>Municipal</u>		
- current	\$ 9,537	\$ 6,942
- arrears	2,085	7,082
	<u>11,623</u>	<u>14,022</u>
Less - allowance for uncollectibles	-	-
Total municipal taxes receivable	<u>11,622</u>	<u>14,024</u>
<u>School</u>		
- current	16,574	12,529
- arrears	4,099	9,607
Total school taxes receivable	<u>20,673</u>	<u>22,136</u>
Other	-	-
Total taxes and grants in lieu receivable	<u>32,295</u>	<u>36,160</u>
Deduct taxes receivable to be collected on behalf of other organizations	<u>(20,673)</u>	<u>(22,135)</u>
<b>Total Taxes Receivable - Municipal</b>	<b>\$ 11,622</b>	<b>\$ 14,025</b>

	2018	2017
<b>4. Other Accounts Receivable</b>		
Federal Government	\$ 1,091	\$ 428
Provincial Government	-	-
Local Government	-	-
Utility	-	-
Trade	-	1,815
Other	-	-
Total Other Accounts Receivable	<u>1,091</u>	<u>2,243</u>
Less: allowance for uncollectibles	-	-
<b>Net Other Accounts Receivable</b>	<b>\$ 1,091</b>	<b>\$ 2,243</b>

	2018	2017
<b>5. Land for Resale</b>		
Tax Title Property	\$ -	\$ -
Allowance for market value adjustment	-	-
Net Tax Title Property	-	-
Land for Resale	-	-
Allowance for market value adjustment	-	-
Net Other Land	-	-
Total Land for Resale	<u>\$ -</u>	<u>-</u>

**6. Investments**  
The municipality does not have any investments.

**7. Debt Charges Recoverable**  
The municipality does not have any debt charges recoverable.

**RESORT VILLAGE OF BIG SHELL**

**Notes to Financial Statements**

**Year Ended December 31, 2018**

**8. Bank Indebtedness**

The municipality has no bank indebtedness and no authorized lines of credit.

**9. Deferred Revenue**

The municipality does not have any deferred revenue.

**10. Accrued Landfill Costs**

	2018	2017
Environmental Liabilities	\$ -	\$ -

The municipality does not own a landfill and as such has not accrued any closure or post-closure landfill costs.

**11. Liability for Contaminated Sites**

The municipality has no liability for contaminated sites.

**12. Long-term Debt**

The debt limit of the municipality is \$80,271. The debt limit for a municipality is the total amount of the municipality's own source revenues for the preceding year (The Municipalities Act Section 161(1)).

The municipality has no long-term debt.

**13. Lease Obligations**

The municipality does not have any lease obligations.

**14. Other Non-financial Assets**

The municipality has no other non-financial assets.

**15. Contingent Liabilities**

The municipality has no contingent liabilities.

**16. Pension Plan**

The municipality is an employer member of the Municipal Employee Pension Plan (MEPP), which is a multi-employer defined benefit pension plan. The Commission of MEPP, representing plan member employers, is responsible for overseeing the management of the pension plan, including investment of assets and administration of benefits. The municipality pension expense in 2018 was \$1,046. The benefits accrued to the municipality's employees from MEPP are calculated using the following: pensionable years of service, highest average salary, and the plan accrual rate.

**17. Comparative Figures**

Certain of the prior year comparative figures may have been restated to conform to the current year's presentation.

**18. Trusts Administered by the Municipality**

The municipality does not administer any Trusts.

**19. Related Parties**

The municipality has no related parties.

**RESORT VILLAGE OF BIG SHELL**

**Notes to Financial Statements**

**Year Ended December 31, 2018**

---

**20. Contingent Assets**

Contingent assets are not recorded in the financial statements.

---

**21. Contractual Rights**

Contractual rights are rights to economic resources arising from contracts or agreements that will result in an asset and revenue in the future. The municipality does not have any contractual rights.

---

**22. Contractual Obligations and Commitments**

The municipality has not entered into any multiple-year contracts for the delivery of services or the construction of tangible capital assets which would become liabilities in the future when the terms of the contracts are met.

---



**RESORT VILLAGE OF BIG SHELL**

**Schedule of Taxes and Other Unconditional Revenue**

**Year Ended December 31, 2018**

**Schedule 1**

	Budget 2018	2018	2017
<b>TAXES</b>			
General municipal tax levy	\$ 59,002	\$ 58,003	\$ 59,003
Abatements and adjustments	-	-	-
Discount on current year taxes	-	-	-
<b>Net Municipal Taxes</b>	<b>59,002</b>	<b>58,003</b>	<b>59,003</b>
Potash tax share	-	-	-
Trailer license fees	-	-	-
Penalties on tax arrears	-	-	-
Special tax levy	-	-	-
Other	-	-	-
<b>UNCONDITIONAL GRANTS</b>			
Revenue Sharing	12,350	11,541	12,236
Organized Hamlet	-	-	-
Other	-	-	-
<b>Total Unconditional Grants</b>	<b>12,350</b>	<b>11,541</b>	<b>12,236</b>
<b>GRANTS IN LIEU OF TAXES</b>			
Federal	-	-	-
Provincial			
S.P.C. Electrical	-	-	-
SaskEnergy Gas	-	-	-
Transgas	-	-	-
Central Services	-	-	-
SaskTel	-	-	-
Other	-	-	-
Local/Other			
Housing Authority	-	-	-
C.P.R. Mainline	-	-	-
Treaty Land Entitlement	-	-	-
Other	-	-	-
Other Government Transfers			
S.P.C. Surcharge	-	-	-
Sask Energy Surcharge	-	-	-
Other	-	-	-
<b>Total Grants in Lieu of Taxes</b>	<b>-</b>	<b>-</b>	<b>-</b>
<b>TOTAL TAXES AND OTHER UNCONDITIONAL REVENUE</b>	<b>\$ 71,352</b>	<b>\$ 69,544</b>	<b>\$ 71,239</b>

**RESORT VILLAGE OF BIG SHELL**

**Schedule of Operating and Capital Revenue by Function**

**Year Ended December 31, 2018**

**Schedule 2 - 1**

	Budget 2018	2018	2017
<b>GENERAL GOVERNMENT SERVICES</b>			
<b>Operating</b>			
Other Segmented Revenue			
Fees and charges	\$ 1,000	\$ 1,560	\$ 4,633
- Custom work	-	-	-
- Sales of supplies	-	-	3
- Other	-	-	-
Total Fees and Charges	1,000	1,560	4,636
- Tangible capital asset sales - gain (loss)	-	-	-
- Land sales - gain (loss)	-	-	-
- Investment income and commissions	800	2,520	2,208
- Other	-	-	-
<b>Total Other Segmented Revenue</b>	<b>1,800</b>	<b>4,080</b>	<b>6,844</b>
<b>Capital</b>			
Conditional Grants			
- Student Employment	-	-	-
- Other	-	-	-
Total Conditional Grants	-	-	-
<b>Total Operating</b>	<b>1,800</b>	<b>4,080</b>	<b>6,844</b>
<b>Capital</b>			
Conditional Grants			
- Federal Gas Tax	-	-	-
- Canada/Sask Municipal Rural Infrastructure Fund	-	-	-
- Provincial Disaster Assistance	-	-	-
- Other	-	-	-
<b>Total Capital</b>	<b>-</b>	<b>-</b>	<b>-</b>
<b>Total General Government Services</b>	<b>1,800</b>	<b>4,080</b>	<b>6,844</b>
<b>PROTECTIVE SERVICES</b>			
<b>Operating</b>			
Other Segmented Revenue			
Fees and charges	-	-	-
- Other	-	-	-
Total Fees and Charges	-	-	-
- Tangible capital asset sales - gain (loss)	-	-	-
- Other	-	-	-
<b>Total Other Segmented Revenue</b>	<b>-</b>	<b>-</b>	<b>-</b>
<b>Capital</b>			
Conditional Grants			
- Student Employment	-	-	-
- Local government	-	-	-
- Other	-	-	-
Total Conditional Grants	-	-	-
<b>Total Operating</b>	<b>-</b>	<b>-</b>	<b>-</b>
<b>Capital</b>			
Conditional Grants			
- Federal Gas Tax	-	-	-
- Provincial Disaster Assistance	-	-	-
- Local government	-	-	-
- Other	-	-	-
<b>Total Capital</b>	<b>-</b>	<b>-</b>	<b>-</b>
<b>Total Protective Services</b>	<b>\$ -</b>	<b>\$ -</b>	<b>\$ -</b>

See notes to financial statements

**RESORT VILLAGE OF BIG SHELL**

**Schedule of Operating and Capital Revenue by Function**

**Year Ended December 31, 2018**

**Schedule 2 - 2**

	Budget 2018	2018	2017
<b>TRANSPORTATION SERVICES</b>			
Operating			
Other Segmented Revenue	\$	\$	\$
Fees and Charges			
- Custom work			
- Sales of supplies			
- Road Maintenance and Restoration Agreements			
- Frontage			
- Other	10,000		
Total Fees and Charges	10,000		
- Tangible capital asset sales - gain (loss)			
- Other			
Total Other Segmented Revenue	10,000		
Conditional Grants			
- MREP (CTP)			
- Student Employment			
- Other			
Total Conditional Grants			
Total Operating Capital	10,000		
Conditional Grants			
- Federal Gas Tax	2,619	2,750	2,736
- Canada/Sask Municipal Rural Infrastructure Fund			
- Heavy Haul			
- MREP (Heavy Haul, CTP, Municipal Bridges)			
- Provincial Disaster Assistance			
- Other			
Total Capital	2,619	2,750	2,736
Total Transportation Services	12,619	2,750	2,736
<b>ENVIRONMENTAL AND PUBLIC HEALTH SERVICES</b>			
Operating			
Other Segmented Revenue			
Fees and Charges			
- Waste and Disposal Fees			
- Other			
Total Fees and Charges			
- Tangible capital asset sales - gain (loss)			
- Other			
Total Other Segmented Revenue			
Conditional Grants			
- Student Employment			
- Local government			
- Other			
Total Conditional Grants			
Total Operating Capital			
Conditional Grants			
- Federal Gas Tax			
- TAPD			
- Transit for Disabled			
- Provincial Disaster Assistance			
- Other			
Total Capital			
Total Environmental and Public Health Services	\$	\$	\$



CHARTERED PROFESSIONAL ACCOUNTANTS LLP

See notes to financial statements

**RESORT VILLAGE OF BIG SHELL**

**Schedule of Operating and Capital Revenue by Function**

**Year Ended December 31, 2018**

**Schedule 2 - 3**

	Budget 2018	2018	2017
<b>PLANNING AND DEVELOPMENT SERVICES</b>			
Operating			
Other Segmented Revenue			
Fees and Charges	\$	\$	\$
- Maintenance and Development Charges	-	-	-
- Other	-	-	-
Total Fees and Charges			
- Tangible capital asset sales - gain (loss)	-	-	-
- Other	-	-	-
Total Other Segmented Revenue			
Conditional Grants			
- Student Employment	-	-	-
- Other	-	-	-
Total Conditional Grants			
<b>Total Operating</b>			
Capital			
Conditional Grants			
- Federal Gas Tax	-	-	-
- Provincial Disaster Assistance	-	-	-
- Other	-	-	-
Total Capital			
<b>Total Planning and Development Services</b>			
<b>RECREATION AND CULTURAL SERVICES</b>			
Operating			
Other Segmented Revenues			
Fees and Charges		14,796	14,426
- Other	-	-	-
Total Fees and Charges			
- Tangible capital asset sales - gain (loss)	-	14,796	14,426
- Other	-	-	-
Total Other Segmented Revenue			
Conditional Grants		14,796	14,426
- Student Employment	-	-	-
- Local Government	-	-	-
- Donations	-	-	-
- Other	-	-	-
Total Conditional Grants			
<b>Total Operating</b>		14,796	14,426
Capital			
Conditional Grants			
- Federal Gas Tax	-	-	-
- Local government	-	-	-
- Provincial Disaster Assistance	-	-	-
- Other	-	-	-
Total Capital			
<b>Total Recreation and Cultural Services</b>	\$	\$ 14,796	\$ 14,426

See notes to financial statements

**RESORT VILLAGE OF BIG SHELL**

**Schedule of Operating and Capital Revenue by Function**

**Year Ended December 31, 2018**

**Schedule 2 - 4**

	Budget 2018	2018	2017
<b>UTILITY SERVICES</b>			
<b>Operating</b>			
Other Segmented Revenue	\$ -	-	\$ -
Fees and Charges	-	-	-
- Water	-	-	-
- Sewer	-	-	-
- Other	-	-	-
Total Fees and Charges	-	-	-
- Tangible capital asset sales - gain (loss)	-	-	-
- Other	-	-	-
Total Other Segmented Revenue	-	-	-
Conditional Grants	-	-	-
- Student Employment	-	-	-
- Other	-	-	-
Total Conditional Grants	-	-	-
<b>Capital</b>			
Conditional Grants	-	-	-
- Federal Gas Tax	-	-	-
- Clean Water and Wastewater Fund	-	-	-
- Provincial Disaster Assistance	-	-	-
- Other	-	-	-
Total Capital	-	-	-
Total Utility Services	-	-	-
<b>TOTAL OPERATING AND CAPITAL REVENUE</b>	<b>\$ 14,419</b>	<b>\$ 21,626</b>	<b>\$ 24,006</b>
<b>BY FUNCTION</b>			
<b>SUMMARY</b>			
Total Other Segmented Revenue	\$ 11,800	\$ 18,876	\$ 21,270
Total Conditional Grants	-	-	-
Total Capital Grants and Contributions	2,619	2,750	2,736
<b>TOTAL OPERATING AND CAPITAL</b>	<b>\$ 14,419</b>	<b>\$ 21,626</b>	<b>\$ 24,006</b>
<b>REVENUE BY FUNCTION</b>			

## Total Expenses by Function

Year Ended December 31, 2018

Schedule 3 - 1

	Budget 2018	2018	2017
<b>GENERAL GOVERNMENT SERVICES</b>			
Council remuneration and travel			
Wages and benefits	\$ 5,000	\$ 5,335	\$ 5,560
Professional/Contractual services	14,000	14,129	13,533
Utilities	13,600	11,702	11,169
Maintenance, materials and supplies	900	1,050	939
Grants and contributions	3,950	1,962	1,962
- operating			
- capital	400	420	338
Amortization	-	-	-
Interest	-	-	-
Allowance For Uncollectibles	-	-	-
Other	-	-	-
	100	-	-
<b>Total General Government Services</b>	<b>37,950</b>	<b>34,598</b>	<b>33,501</b>
<b>PROTECTIVE SERVICES</b>			
<b>Police Protection</b>			
Wages and benefits			
Professional/Contractual Services		2,191	-
Utilities	2,500	-	2,080
Maintenance, Materials and Supplies	-	-	-
Grants and contributions	-	-	-
- operating	-	-	-
- capital	-	-	-
Other	-	-	-
<b>Fire Protection</b>			
Wages and benefits			
Professional/Contractual Services		5,679	3,836
Utilities	5,230	-	-
Maintenance, Materials and Supplies	-	-	-
Grants and contributions	400	-	-
- operating	-	-	-
- capital	-	-	-
Amortization	-	-	-
Interest	-	625	625
Other	-	-	-
<b>Total Protective Services</b>	<b>8,130</b>	<b>8,495</b>	<b>100</b>
			6,641
<b>TRANSPORTATION SERVICES</b>			
Wages and Benefits			
Professional/Contractual Services		5,727	7,154
Utilities	6,500	5,453	1,086
Maintenance, Materials and Supplies	11,873	2,711	1,453
Gravel	2,000	2,537	13,816
Grants and contributions	2,900	1,377	-
- operating	-	-	-
- capital	-	-	-
Amortization	-	-	-
Interest	-	1,752	1,752
Other	-	-	-
<b>Total Transportation Services</b>	<b>23,273</b>	<b>19,557</b>	<b>25,261</b>

## Total Expenses by Function

Year Ended December 31, 2018

Schedule 3 - 2

	Budget	
	2018	2017
<b>ENVIRONMENTAL AND PUBLIC HEALTH SERVICES</b>		
Wages and Benefits	\$ -	\$ -
Professional/Contractual Services	4,200	3,660
Utilities	-	4,182
Maintenance, Materials and Supplies	5,700	-
Grants and contributions	-	-
- Operating	-	-
Waste disposal	-	-
Public Health	-	-
- Capital	-	-
Waste disposal	-	-
Public Health	-	-
Amortization	-	-
Interest	-	-
Other	-	-
<b>Total Environmental and Public Health Services</b>	<b>9,900</b>	<b>3,660</b>
<b>PLANNING AND DEVELOPMENT SERVICES</b>		
Wages and Benefits	-	-
Professional/Contractual Services	-	-
Grants and contributions	-	-
- operating	-	-
- capital	-	-
Amortization	-	-
Interest	-	-
Other	-	-
<b>Total Planning and Development Services</b>	<b>-</b>	<b>-</b>
<b>RECREATION AND CULTURAL SERVICES</b>		
Wages and Benefits	-	-
Professional/Contractual Services	855	925
Utilities	-	1,299
Maintenance, Materials, and Supplies	600	-
Grants and contributions	-	1,709
- operating	-	-
- capital	-	-
Amortization	-	-
Interest	-	2,278
Allowance For Uncollectibles	-	-
Other	-	-
<b>Total Recreation and Cultural Services</b>	<b>\$ 1,455</b>	<b>\$ 6,161</b>
		<b>\$ 5,286</b>

See notes to financial statements

# Cogent

 CHARTERED PROFESSIONAL  
ACCOUNTANTS LLP

	Budget	
	2018	2017
<b>UTILITY SERVICES</b>		
Wages and Benefits	\$ -	\$ -
Professional/Contractual Services	-	-
Utilities	-	-
Maintenance, Materials and Supplies	400	59
Grants and contributions	-	63
- operating	-	-
- capital	-	-
Amortization	-	-
Interest	-	1,271
Allowance For Uncollectibles	-	-
Other	-	-
<b>Total Utility Services</b>	<b>400</b>	<b>1,334</b>
<b>TOTAL EXPENSES BY FUNCTION</b>	<b>\$ 81,108</b>	<b>\$ 73,801</b>
		<b>\$ 76,205</b>



RESORT VILLAGE OF BIG SHELL

Schedule of Segment Disclosure by Function

Year Ended December 31, 2018

Schedule 4

	General	Protective Services	Transportation Services	Environmental & Public Health	Planning and Development	Culture and Recreation	Utility Services	Total
Revenues (Schedule 2)								
Fees and Charges	\$ 1,560	\$ -	\$ -	\$ -	\$ -	\$ 14,796	\$ -	\$ 16,356
Tangible Capital Asset Sales - Gain (Loss)	-	-	-	-	-	-	-	-
Land Sales - Gain (Loss)	-	-	-	-	-	-	-	-
Investment Income and Commissions	2,520	-	-	-	-	-	-	2,520
Other Revenues	-	-	-	-	-	-	-	-
Grants - Conditional	-	-	-	-	-	-	-	-
- Capital	-	-	2,750	-	-	-	-	2,750
Total Revenues	4,080	-	2,750	-	-	14,796	-	21,626
Expenses (Schedule 3)								
Wages and Benefits	19,464	-	5,727	-	-	-	-	25,191
Professional/Contractual Services	11,702	7,870	5,453	3,660	925	-	-	29,610
Utilities	1,050	-	2,711	-	-	-	-	3,761
Maintenance Material and Supplies	1,962	-	3,914	-	2,958	-	59	8,893
Grants and Contributions	420	-	-	-	-	-	-	420
Amortization	-	625	1,752	-	2,278	-	1,271	5,926
Interest	-	-	-	-	-	-	-	-
Allowance for Uncollectibles	-	-	-	-	-	-	-	-
Other	-	-	-	-	-	-	-	-
Total Expenses	34,598	8,495	19,557	3,660	6,161	8,635	1,330	73,801
Surplus (Deficit) by Function	(30,518)	(8,495)	(16,807)	(3,660)	-	8,635	(1,330)	(52,175)
Taxes and other unconditional revenue (Schedule 1)								69,544
Net Surplus (Deficit)								\$ 17,369

See notes to financial statements

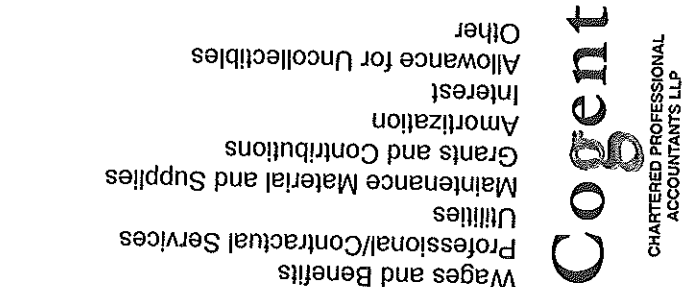


CHARTERED PROFESSIONAL ACCOUNTANTS LLP

Schedule of Segment Disclosure by Function  
Year Ended December 31, 2017

Schedule 5

	General Government	Protective Services	Transportation Services	Environmental & Public	Planning and Development	Recreation and Culture	Utility Services	Total
Revenues (Schedule 2)								
Fees and Charges	\$ 4,636	\$ -	\$ -	\$ -	\$ -	\$ 14,426	\$ -	\$ 19,062
Tangible Capital Asset Sales - Gain (Loss)	-	-	-	-	-	-	-	-
Land Sales - Gain (Loss)	-	-	-	-	-	-	-	-
Investment Income and Commissions	2,208	-	-	-	-	-	-	2,208
Other Revenues	-	-	-	-	-	-	-	-
Grants - Conditional	-	-	-	-	-	-	-	-
- Capital	-	-	-	-	-	-	-	-
Total Revenues	6,844	-	2,736	-	-	14,426	-	24,006
Expenses (Schedule 3)								
Wages and Benefits	19,093	-	7,154	-	-	-	-	26,247
Professional/Contractual Services	11,169	5,916	1,086	4,182	-	1,299	-	23,652
Utilities	939	-	1,453	-	-	-	-	2,392
Maintenance Material and Supplies	1,962	-	13,816	-	-	1,709	63	17,550
Grants and Contributions	338	-	-	-	-	-	-	338
Amortization	-	625	-	-	-	-	-	5,926
Interest	-	-	1,752	-	-	2,278	1,271	-
Allowance for Uncollectibles	-	-	-	-	-	-	-	-
Other	-	100	-	-	-	-	-	100
Total Expenses	33,501	6,641	25,261	4,182	-	5,286	1,334	76,205
Surplus (Deficit) by Function	(26,657)	(6,641)	(22,525)	(4,182)	-	9,140	(1,334)	(52,199)
Taxes and other unconditional revenue (Schedule 1)	-	-	-	-	-	-	-	71,239
Net Surplus (Deficit)								\$ 19,040



See notes to financial statements

Schedule of Tangible Capital Assets by Object  
As at December 31, 2018

Schedule 6

2018			2017				
General Assets	Infrastructure Assets	Linear Assets	General/Infrastructure Assets Under Construction	Total 2018	Total 2017		
Land	Land Improvements	Buildings	Vehicles	Machinery & Equipment	Linear Assets	General/Infrastructure Assets Under Construction	Total
Opening Asset costs	7,000	12,930	116,130	21,435	21,156	63,528	242,179
Additions during the year	-	-	-	-	-	-	20,670
Disposals and write-downs during the year	-	-	-	-	-	-	-
Transfers (from) assets under construction	-	-	-	-	-	-	-
Closing Asset Costs	7,000	12,930	116,130	21,435	41,826	63,528	262,849
Accumulated Amortization Cost	1,293	82,461	10,489	21,156	34,497	1,271	149,896
Opening Accumulated Amortization Costs	-	-	-	-	-	-	-
Add: Amortization taken	323	2,903	1,429	-	-	-	5,926
Less: Accumulated amortization on disposals	-	-	-	-	-	-	-
Closing Accumulated Amortization Costs	1,616	85,364	11,918	21,156	35,768	1,271	155,822
Net Book Value	7,000	11,314	30,766	9,517	20,670	27,760	107,027
	\$	\$	\$	\$	\$	\$	\$

- 1. Total contributed donated assets received in 2018: \$ -
- 2. List of assets recognized at nominal value in 2018 are:
  - a) Infrastructure Assets \$ -
  - b) Vehicles \$ -
  - c) Machinery and Equipment \$ -
- 3. Amount of interest capitalized in 2018: \$ -

See notes to financial statements



As at December 31, 2018  
 Schedule of Tangible Capital Assets by Function

Function	2018		2017	
	Total	Total	2018	2017
General Government	\$ 10,500	\$ 10,500	\$ 242,179	\$ 242,179
Protective Services	-	-	-	-
Transportation Services	\$ 70,963	\$ 70,963	\$ 20,670	\$ 20,670
Environmental & Public Health	7,086	7,086	-	-
Planning & Development	-	-	-	-
Recreation & Culture	96,630	96,630	32,000	32,000
Water & Sewer	32,000	32,000	262,849	242,179
<b>Asset cost</b>	<b>\$ 187,179</b>	<b>\$ 187,179</b>	<b>\$ 547,728</b>	<b>\$ 547,728</b>
Opening Asset costs	10,500	10,500	242,179	242,179
Additions during the year	-	-	-	-
Disposals and write-downs during the year	-	-	-	-
<b>Closing Asset Costs</b>	<b>10,500</b>	<b>10,500</b>	<b>262,849</b>	<b>242,179</b>
Accumulated Amortization Cost	3,300	3,300	149,896	143,970
Opening Accumulated Amortization Costs	18,750	40,291	16,631	149,896
Add: Amortization taken	625	1,752	1,271	5,926
Less: Accumulated amortization on disposals	-	-	-	-
<b>Closing Accumulated Amortization Costs</b>	<b>19,375</b>	<b>42,043</b>	<b>17,902</b>	<b>155,822</b>
Net Book Value	\$ 7,200	\$ 5,625	\$ 14,098	\$ 107,027
		\$ 49,590	\$ 30,419	\$ 92,283
		95	-	-

**Cogent**  
 CHARTERED PROFESSIONAL ACCOUNTANTS LLP

See notes to financial statements

RESORT VILLAGE OF BIG SHELL

Schedule of Accumulated Surplus

Year Ended December 31, 2018

Schedule 8

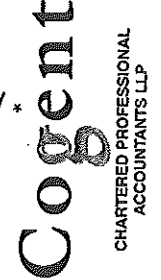
	2017	Changes	2018
	\$	\$	\$
<b>UNAPPROPRIATED SURPLUS</b>	<b>128,551</b>	<b>2,625</b>	<b>131,176</b>
<b>APPROPRIATED RESERVES</b>			
Machinery and Equipment	35,852	-	35,852
Public Reserve	100	-	100
Capital Trust	-	-	-
Utility	-	-	-
Other	-	-	-
<b>Total Appropriated</b>	<b>35,952</b>	<b>-</b>	<b>35,952</b>
<b>ORGANIZED HAMLETS</b>			
Organized Hamlet of	-	-	-
Organized Hamlet of	-	-	-
<b>Total Organized Hamlets</b>	<b>-</b>	<b>-</b>	<b>-</b>
<b>NET INVESTMENT IN TANGIBLE CAPITAL ASSETS</b>			
Tangible capital assets (Schedule 6)	92,283	14,744	107,027
Less: Related debt	-	-	-
<b>Net Investment in Tangible Capital Assets</b>	<b>92,283</b>	<b>14,744</b>	<b>107,027</b>
<b>Total Accumulated Surplus</b>	<b>\$ 256,786</b>	<b>\$ 17,369</b>	<b>\$ 274,155</b>

PROPERTY CLASS	Residential	Residential Condominium	Seasonal Residential	Commercial & Industrial	Potash Mine(s)	Total
Taxable Assessment	\$ -	\$ 29,738,080	\$ -	\$ -	\$ -	\$ 29,738,080
Regional Park Assessment	-	-	-	-	-	-
Total Assessment	-	29,738,080	-	-	-	29,738,080
Mill Rate Factor(s)	-	1,0000	-	-	-	-
Total Base/Minimum Tax (generated for each property class)	-	58,000	-	-	-	58,000
Total Municipal Tax Levy (include base and/or minimum tax and special levies)	\$ -	\$ 58,003	\$ -	\$ -	\$ -	\$ 58,003

MILLS	1.9505	4.1200	-	0.0001
-------	--------	--------	---	--------

MILL RATES:  
 Average Municipal \* 1.9505  
 Average School 4.1200  
 Potash Mill Rate -  
 Uniform Municipal Mill Rate 0.0001

\* Average Mill Rates (multiply the total tax levy for each taxing authority by 1000 and divide by the total assessment for the taxing authority)



RESORT VILLAGE OF BIG SHELL

Schedule of Council Remuneration

Year Ended December 31, 2018

Schedule 10

Position	Name	Remuneration	Reimbursed Costs	Total
Mayor	Jim Wilkie	\$ 1,250	\$ 90	\$ 1,340
Councillor	Wayne Hiebert	900	122	1,022
Councillor	John Woytowich	1,000	-	1,000
Councillor	Bob Smith	900	42	942
Councillor	Garry Allen	1,017	14	1,031
<b>Total</b>		<b>\$ 5,067</b>	<b>\$ 268</b>	<b>\$ 5,335</b>