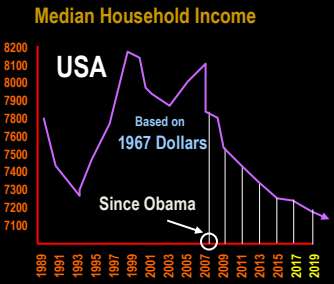


# THE COMING MARKET CRASH

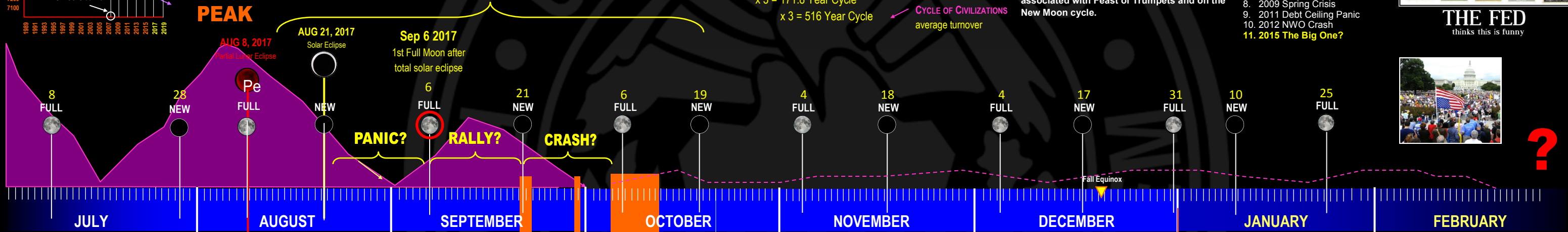
The purpose of this illustration is to present a synopsis of the *natural cycles* of market crashes as they correlate to eclipses. This *Market Crash Theory* was developed by the professor, *Steve Pitts* who is an expert on cycles. He studied the conditions that are needed for a major money market crash to occur. Based on his research, the next US market crash could be predicted to occur in the Fall of 2017. Is it a mere coincidence that the most recent 8 of the greatest market crashes have happened either days before a Full Moon or days after a Full Moon and within a Solar Eclipse? It is specifically the Full Moon after a total solar eclipse. This seemingly secret knowledge of the *Market Crash Cycle* was alleged to have manipulated the markets using a mathematical formula to predict such economic cycles by the *Rothschild's* for example. According to the author, *Og Mandino*, most New York money market investors used this knowledge & understanding to predict market repeating cycles that were based on ecliptic calculations. In turn, fortunes were made & maintained through investments based on this guarded knowledge. *Ralph N. Elliott*. He wrote a key piece in 1946 entitled '*Nature's Law -The Secret of the Universe*' noting the mathematical calculation used to calculate the money markets called the *Elliott Wave Theory*.



For a 'Crash' to occur, there has to be *certain astronomical conditions* that have to be in place associated specifically when it comes to the cycles of eclipses. But what is significant to note is that the *Market Crash Cycles* have been found to:

1. Rise before a Full Moon &
2. Drop after a Full Moon

## MARKET CRASH CYCLE




### MARKET CYCLES

- 2.1 Year Cycle
  - x 3 = 6.37 Year Cycle
  - x 3 = 19.1 Year Cycle
  - x 3 = 57.3 Year Cycle
  - x 3 = 171.8 Year Cycle
  - x 3 = 516 Year Cycle
- CYCLE OF MARKETS**  
Crashes & Panics  
**CYCLE OF WARS**  
Major World Conflicts  
**CYCLE OF CIVILIZATIONS**  
average turnover

Given that the next Eclipse cycle, we can assess a possible crash scenario using this *Market Cycle Theory*. It does appear that this coming period would be a prime candidate for a '*perfect economic storm*'. This *Market Crash Cycle* would correlate to the Fall Feasts as they have been in the past directly then associated with Feast of Trumpets and on the New Moon cycle.

### NOTABLE MARKET CRASHES

1. 1929 Crash
2. 1987 World Panic
3. 1990 Tokyo Crisis
4. 2000 Nasdaq Crisis
5. 2001 Fall Panic
6. 2007 Crash
7. 2008 777 Point Drop
8. 2009 Spring Crisis
9. 2011 Debt Ceiling Panic
10. 2012 NWO Crash
11. 2015 The Big One?



THE FED thinks this is funny



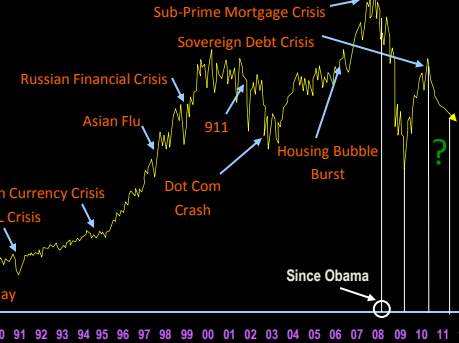
This 'Panic' that usually follows the 'Peak' of the market rally.

## BIBLICAL ECONOMIC RESET - SABBATH 7 YEAR CYCLE

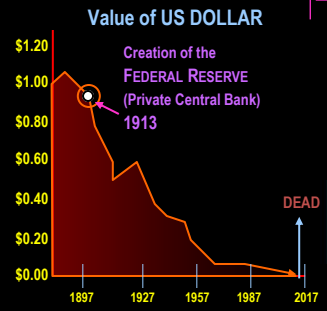
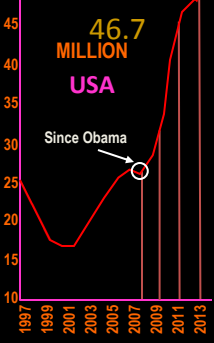
Many Bible researchers hold a belief that the *Luciferians* that control the world economy and Wall Street -in these Last Days, will use this coming *Market Crash Cycle* to perhaps inevitably implode the US-Europe dominated world economy to make way for their *New World Order NWO*. This is no big secret; the US President Bush I speech to Congress declared such a quest on **September 11, 1991**. ( 911 with 1991 = 911-1-991 sequence if 9=1 and 1=9 substituted) Interestingly, from the declaration to initiate the NWO on September 11, 1990 by the 1<sup>st</sup> Bush (Magog) to the attack on the Twin Towers on September 11, 2001 during the 2<sup>nd</sup> Bush (Gog) is 11 years. Then from the 9-11, 2001 Attack to **September 11, 2012** is the 11<sup>th</sup> Year Anniversary. (a 11-11 numerical sequence order) The **USA Presidential Elections** was on Nov 6, 2012 that is a 11-6 or a 'mirror' of 9-11.



### STOCK MARKET (DOW JONES) CYCLES



### PEOPLE ON FOOD STAMP



#### Main Sources

- DebkaFile.com
- Rick Wiles Radio Show
- ShadowStats.com
- StockCharts.com
- Trendsresearch.com
- Trivisonno.com
- Wikipedia.com

Part of the condition that also has to be in place, aside from the eclipse pattern, is that an economic or market 'bubble' has to accompany the ecliptic cycle as well. The following is the pattern that will most likely lead to a *Market Crash Cycle* according to the researchers. The conditions that have to occur for a market crash to happen are the following:

1. The 'Topping' in the markets will occur, leading up to a Full Moon 1 month before a Solar Eclipse. This will happen anywhere within the 13-15<sup>th</sup> of a month.
2. A 'Panic' or drop in the markets will ensue that will seem like a 'crash'. It can occur within the 6 days before the Solar Eclipse, but can occur beforehand.
3. A 'Rally' will ensue for about 2 weeks after the Solar Eclipse that will lead up to a Full Moon.
4. The 'Crash' will happen within the 3 days after the Lunar Eclipse occurs that accompanies the Solar Eclipse but can occur after that time as well.

As this theory of the *Market Crash Cycles* cannot be 100% reliable, there can also be an alternate cycle sequence that might occur way before the forecast-as it was in 1929. If this would be the case, then weeks before the November 13 Total Solar Eclipse would put the start of the Panic around September 25, 2012 for example. The *Market Crash Cycle* scenario projected onto the month of September 2015 timeframe is only speculative at this time. It is impossible to economically predict with 100% accuracy when the next major economic crash will occur. Other economic analyst also predict that this possible crash scenario could also play for several months. The crash could reverberate out AMD prolong its effects to its conclusion by the end of 2017.