

# **Scenario development to inform air quality action planning in the London Borough of Ealing**

## **Volume 2: Probe Vehicle Survey Results**

Version: December 12<sup>th</sup> 2014

Author: Dr Glyn Rhys-Tyler

DEFRA Project reference: 334b2012

**Title:** Scenario development to inform air quality action planning in the London Borough of Ealing

Volume 2: Probe vehicle survey results

**Client:** London Borough of Ealing

**DEFRA Project Reference:** 334b2012

**Version:** 1.4

**Date:** December 12<sup>th</sup> 2014

**Author:** Dr Glyn Rhys-Tyler

**Reviewed by:** Dr John Freeman (London Borough of Ealing)

Rizwan Yunus (London Borough of Ealing)

#### **Disclaimer**

The views expressed in this report are those of the author, and do not necessarily reflect the policy or position of the London Borough of Ealing.

#### **Copyright notice**

Aerial photographs copyright © Google Earth Pro

## Summary results from Probe Vehicle Surveys

Surveys carried out from October 3<sup>rd</sup> to 18<sup>th</sup> 2013 inclusive, weekdays only, between 0900 and 1800, using a passenger car (Ford Focus). Vehicle speed data collected at 10Hz.

Case study locations:

- a) Acton High Street
- b) Horn Lane
- c) A40 Western Avenue
- d) Haven Green / The Mall
- e) Western Road, Southall

Notes:

- i. Western Road, Southall: Results were influenced by the presence of temporary traffic signals in the vicinity of the junctions with Albert Road / Leonard Road (gas main repairs).
- ii. A40 Western Avenue (eastbound): Note that results for Section 'P' relate to right turning traffic at Savoy Circus. Delays will be greater than the straight ahead movement due to relatively less green time at the traffic signals.

## Contents

|                                 |    |
|---------------------------------|----|
| 1. Acton High Street .....      | 7  |
| 2. Horn Lane .....              | 21 |
| 3. A40 Western Avenue .....     | 37 |
| 4. Haven Green / The Mall ..... | 55 |
| 5. Western Road, Southall ..... | 74 |

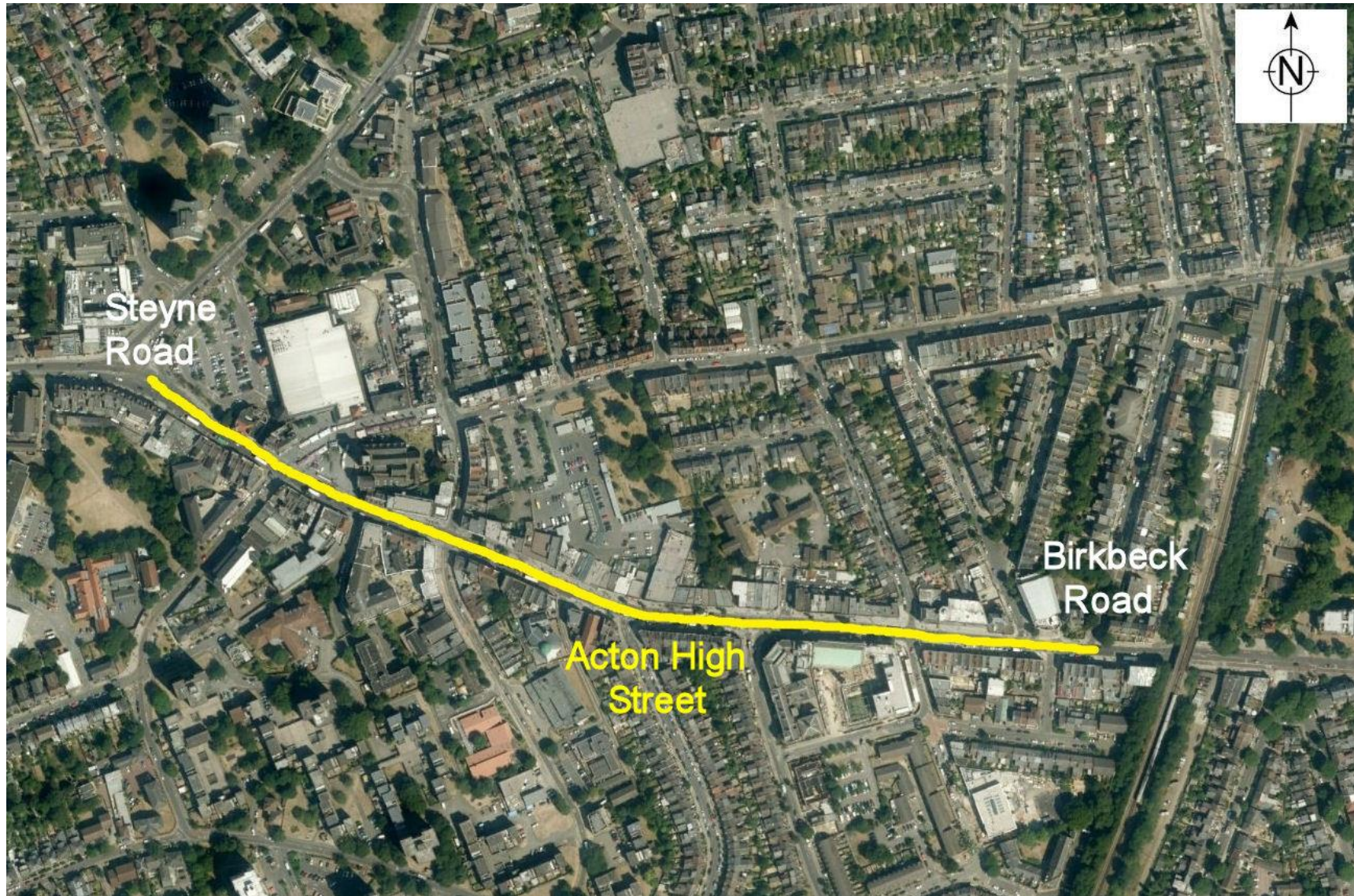
## List of Figures

|   |    |
|---|----|
| Figure 1: Acton High Street - Case study area .....                                   | 8  |
| Figure 2: Acton High Street – Sections ‘A’ to ‘E’ .....                               | 9  |
| Figure 3: Acton High Street – Sections ‘D’ to ‘H’ .....                               | 10 |
| Figure 4: Acton High Street (eastbound) – Duration of stops .....                     | 14 |
| Figure 5: Acton High Street (eastbound) – Duration stationary > 10 seconds .....      | 14 |
| Figure 6: Acton High Street (westbound) – Duration of stops.....                      | 19 |
| Figure 7: Acton High Street (westbound) – Duration stationary >10 seconds .....       | 19 |
| Figure 8: Horn Lane – Case study area.....  | 22 |
| Figure 9: Horn Lane – Sections ‘A’ to ‘D’ .....                                       | 23 |
| Figure 10: Horn Lane – Sections ‘C’ to ‘H’ .....                                      | 24 |
| Figure 11: Horn Lane – Sections ‘G’ to ‘L’ .....                                      | 25 |
| Figure 12: Horn Lane – Sections ‘K’ to ‘O’ .....                                      | 26 |
| Figure 13: Horn Lane (northbound) – Duration of stops .....                           | 30 |
| Figure 14: Horn Lane (northbound) – Duration stationary >10 seconds.....              | 30 |
| Figure 15: Horn Lane (southbound) – Duration of stops .....                           | 35 |
| Figure 16: Horn Lane (southbound) – Duration stationary >10 seconds.....              | 35 |
| Figure 17: A40 Western Avenue – Case study area .....                                 | 38 |
| Figure 18: A40 Western Avenue – Sections ‘A’ to ‘D’ .....                             | 39 |
| Figure 19: A40 Western Avenue – Sections ‘D’ to ‘G’ .....                             | 40 |
| Figure 20: A40 Western Avenue – Sections ‘G’ to ‘I’ .....                             | 41 |
| Figure 21: A40 Western Avenue – Sections ‘I’ to ‘K’ .....                             | 42 |
| Figure 22: A40 Western Avenue – Sections ‘K’ to ‘N’ .....                             | 43 |
| Figure 23: A40 Western Avenue – Sections ‘N’ to ‘P’ .....                             | 44 |
| Figure 24: A40 Western Avenue (eastbound) – Duration of stops.....                    | 48 |
| Figure 25: A40 Western Avenue (eastbound) – Duration stationary >10 seconds .....     | 48 |
| Figure 26: A40 Western Avenue (westbound) – Duration of stops.....                    | 53 |
| Figure 27: A40 Western Avenue (westbound) – Duration stationary >10 seconds .....     | 53 |
| Figure 28: Haven Green / The Mall – Case study area.....                              | 56 |
| Figure 29: Haven Green – Sections ‘A’ to ‘H’ .....                                    | 57 |
| Figure 30: The Mall – Sections ‘I’ to ‘K’ .....                                       | 58 |
| Figure 31: Haven Green (clockwise) – Duration of stops.....                           | 62 |
| Figure 32: Haven Green (clockwise) – Duration stationary >10 seconds .....            | 62 |
| Figure 33: The Mall (eastbound) – Duration of stops.....                              | 67 |
| Figure 34: The Mall (eastbound) – Duration stationary >10 seconds.....                | 67 |
| Figure 35: The Mall (westbound) – Duration of stops .....                             | 72 |
| Figure 36: The Mall (westbound) – Duration stationary >10 seconds.....                | 72 |
| Figure 37: Western Road, Southall – Case study area .....                             | 75 |
| Figure 38: Western Road, Southall – Sections ‘A’ to ‘F’ .....                         | 76 |
| Figure 39: Western Road, Southall – Sections ‘F’ to ‘K’ .....                         | 77 |
| Figure 40: Western Road, Southall (eastbound) – Duration of stops.....                | 81 |
| Figure 41: Western Road, Southall (eastbound) – Duration stationary >10 seconds ..... | 81 |
| Figure 42: Western Road, Southall (westbound) – Duration of stops.....                | 86 |
| Figure 43: Western Road, Southall (westbound) – Duration stationary >10seconds .....  | 86 |

## List of Tables

|  |    |
|--|----|
| Table 1: Acton High Street (eastbound) – Journey times .....               | 11 |
| Table 2: Acton High Street (eastbound) – Average speeds .....              | 12 |
| Table 3: Acton High Street (eastbound) – Time spent stationary.....        | 13 |
| Table 4: Acton High Street (eastbound) – Time spent >20mph.....            | 15 |
| Table 5: Acton High Street (westbound) – Journey times .....               | 16 |
| Table 6: Acton High Street (westbound) – Average speeds .....              | 17 |
| Table 7: Acton High Street (westbound) – Time spent stationary.....        | 18 |
| Table 8: Acton High Street (westbound) – Time spent >20mph.....            | 20 |
| Table 9: Horn Lane (northbound) – Journey times.....                       | 27 |
| Table 10: Horn Lane (northbound) – Average speeds .....                    | 28 |
| Table 11: Horn Lane (northbound) – Time spent stationary .....             | 29 |
| Table 12: Horn Lane (northbound) – Time spent >20mph .....                 | 31 |
| Table 13: Horn Lane (southbound) – Journey times.....                      | 32 |
| Table 14: Horn Lane (southbound) – Average speeds.....                     | 33 |
| Table 15: Horn Lane (southbound) – Time spent stationary .....             | 34 |
| Table 16: Horn Lane (southbound) – Time spent >20mph .....                 | 36 |
| Table 17: A40 Western Avenue (eastbound) – Journey times .....             | 45 |
| Table 18: A40 Western Avenue (eastbound) – Average speeds.....             | 46 |
| Table 19: A40 Western Avenue (eastbound) – Time spent stationary.....      | 47 |
| Table 20: A40 Western Avenue (eastbound) – Time spent >20mph.....          | 49 |
| Table 21: A40 Western Avenue (westbound) – Journey times .....             | 50 |
| Table 22: A40 Western Avenue (westbound) – Average speeds.....             | 51 |
| Table 23: A40 Western Avenue (westbound) – Time spent stationary.....      | 52 |
| Table 24: A40 Western Avenue (westbound) – Time spent >20mph.....          | 54 |
| Table 25: Haven Green (clockwise) – Journey times .....                    | 59 |
| Table 26: Haven Green (clockwise) – Average speeds.....                    | 60 |
| Table 27: Haven Green (clockwise) – Time spent stationary.....             | 61 |
| Table 28: Haven Green (clockwise) – Time spent >20mph.....                 | 63 |
| Table 29: The Mall (eastbound) – Journey times.....                        | 64 |
| Table 30: The Mall (eastbound) – Average speeds.....                       | 65 |
| Table 31: The Mall (eastbound) – Time spent stationary .....               | 66 |
| Table 32: The Mall (eastbound) – Time spent >20mph .....                   | 68 |
| Table 33: The Mall (westbound) – Journey times.....                        | 69 |
| Table 34: The Mall (westbound) – Average speeds.....                       | 70 |
| Table 35: The Mall (westbound) – Time spent stationary .....               | 71 |
| Table 36: The Mall (westbound) – Time spent >20mph .....                   | 73 |
| Table 37: Western Road, Southall (eastbound) – Journey times.....          | 78 |
| Table 38: Western Road, Southall (eastbound) – Average speeds.....         | 79 |
| Table 39: Western Road, Southall (eastbound) – Time spent stationary ..... | 80 |
| Table 40: Western Road, Southall (eastbound) – Time spent >20mph.....      | 82 |
| Table 41: Western Road, Southall (westbound) – Journey times.....          | 83 |
| Table 42: Western Road, Southall (westbound) – Average speeds.....         | 84 |
| Table 43: Western Road, Southall (westbound) – Time spent stationary ..... | 85 |
| Table 44: Western Road, Southall (westbound) – Time spent >20mph.....      | 87 |

## 1. Acton High Street



**Figure 1: Acton High Street - Case study area**





**Figure 2: Acton High Street – Sections ‘A’ to ‘E’**



**Figure 3: Acton High Street – Sections 'D' to 'H'**

**Table 1: Acton High Street (eastbound) – Journey times**

**Acton High Street (eastbound)**

**Journey Time (seconds)**

| Run              | Section     |             |             |             |             |             |             |            | Total        |
|------------------|-------------|-------------|-------------|-------------|-------------|-------------|-------------|------------|--------------|
|                  | A           | B           | C           | D           | E           | F           | G           | H          |              |
| <b>1</b>         | 24.0        | 14.6        | 30.7        | 13.1        | 33.0        | 13.4        | 13.1        | 1.7        | <b>143.6</b> |
| <b>2</b>         | 16.8        | 53.9        | 18.3        | 17.1        | 31.7        | 15.4        | 16.4        | 2.7        | <b>172.3</b> |
| <b>3</b>         | 20.0        | 41.0        | 19.4        | 24.8        | 31.8        | 22.9        | 18.6        | 1.2        | <b>179.7</b> |
| <b>4</b>         | 12.9        | 46.5        | 12.5        | 26.5        | 12.2        | 13.8        | 12.1        | 1.4        | <b>137.9</b> |
| <b>5</b>         | 46.7        | 23.3        | 15.3        | 20.7        | 30.4        | 17.6        | 12.1        | 1.3        | <b>167.4</b> |
| <b>6</b>         | 28.5        | 37.2        | 20.9        | 62.0        | 18.1        | 34.1        | 14.8        | 1.4        | <b>217.0</b> |
| <b>7</b>         | 25.9        | 26.5        | 17.3        | 13.6        | 15.4        | 22.6        | 43.1        | 1.9        | <b>166.3</b> |
| <b>8</b>         | 13.7        | 37.4        | 11.0        | 22.9        | 12.6        | 23.2        | 32.3        | 1.6        | <b>154.7</b> |
| <b>9</b>         | 26.6        | 15.7        | 18.8        | 20.0        | 25.7        | 14.1        | 17.3        | 1.7        | <b>139.9</b> |
| <b>10</b>        | 51.4        | 13.8        | 11.6        | 38.9        | 26.5        | 19.2        | 11.5        | 1.2        | <b>174.1</b> |
| <b>11</b>        | 10.8        | 11.5        | 13.5        | 13.9        | 11.9        | 11.5        | 10.7        | 1.3        | <b>85.1</b>  |
| <b>12</b>        | 63.7        | 21.8        | 14.2        | 14.9        | 37.8        | 16.7        | 10.7        | 1.3        | <b>181.1</b> |
| <b>13</b>        | 73.6        | 21.6        | 18.5        | 11.7        | 38.7        | 19.6        | 17.4        | 2.2        | <b>203.3</b> |
| <b>14</b>        | 11.2        | 30.0        | 21.8        | 22.1        | 25.9        | 29.0        | 14.6        | 1.6        | <b>156.2</b> |
| <b>15</b>        | 28.0        | 17.5        | 38.1        | 32.8        | 26.1        | 15.2        | 14.0        | 1.6        | <b>173.3</b> |
| <b>16</b>        | 19.3        | 18.3        | 39.8        | 13.9        | 42.0        | 16.7        | 15.1        | 1.4        | <b>166.5</b> |
| <b>17</b>        | 13.4        | 38.4        | 13.6        | 13.4        | 34.7        | 22.6        | 12.6        | 1.3        | <b>150.0</b> |
| <b>18</b>        | 18.9        | 43.4        | 11.7        | 10.7        | 36.9        | 14.5        | 15.5        | 1.8        | <b>153.4</b> |
| <b>19</b>        | 21.1        | 36.1        | 15.2        | 20.7        | 36.7        | 12.4        | 11.2        | 1.1        | <b>154.5</b> |
| <b>20</b>        | 29.0        | 36.3        | 15.9        | 17.3        | 33.8        | 17.3        | 12.2        | 1.3        | <b>163.1</b> |
| <b>21</b>        | 22.8        | 30.9        | 29.6        | 10.9        | 11.0        | 15.4        | 16.6        | 2.2        | <b>139.4</b> |
| <b>22</b>        | 77.1        | 35.7        | 30.5        | 21.7        | 39.6        | 18.1        | 12.3        | 1.4        | <b>236.4</b> |
| <b>23</b>        | 10.0        | 11.7        | 36.1        | 21.0        | 28.6        | 17.9        | 13.1        | 1.3        | <b>139.7</b> |
| <b>24</b>        | 49.4        | 42.4        | 17.6        | 10.7        | 11.4        | 14.4        | 12.5        | 1.4        | <b>159.8</b> |
| <b>25</b>        | 39.5        | 18.4        | 22.5        | 13.2        | 38.2        | 17.3        | 11.9        | 1.2        | <b>162.2</b> |
| <b>26</b>        | 54.5        | 13.4        | 42.0        | 11.3        | 20.8        | 12.4        | 12.0        | 1.2        | <b>167.6</b> |
| <b>27</b>        | 10.6        | 11.6        | 16.5        | 72.3        | 34.6        | 13.6        | 12.7        | 1.3        | <b>173.2</b> |
| <b>28</b>        | 58.0        | 15.9        | 26.5        | 12.0        | 37.5        | 12.9        | 18.8        | 2.0        | <b>183.6</b> |
| <b>29</b>        | 69.2        | 30.7        | 17.4        | 30.9        | 27.1        | 19.4        | 11.6        | 1.3        | <b>207.6</b> |
| <b>30</b>        | 32.3        | 20.7        | 14.0        | 11.0        | 20.7        | 16.2        | 12.6        | 1.2        | <b>128.7</b> |
| <b>Mean</b>      | <b>32.6</b> | <b>27.2</b> | <b>21.0</b> | <b>21.5</b> | <b>27.7</b> | <b>17.6</b> | <b>15.3</b> | <b>1.5</b> | <b>164.6</b> |
| <b>Dist. (m)</b> | <b>100</b>  | <b>100</b>  | <b>100</b>  | <b>100</b>  | <b>100</b>  | <b>100</b>  | <b>100</b>  | <b>12</b>  | <b>712</b>   |

**Table 2: Acton High Street (eastbound) – Average speeds**

**Acton High Street (eastbound)**

Average speed (kph)

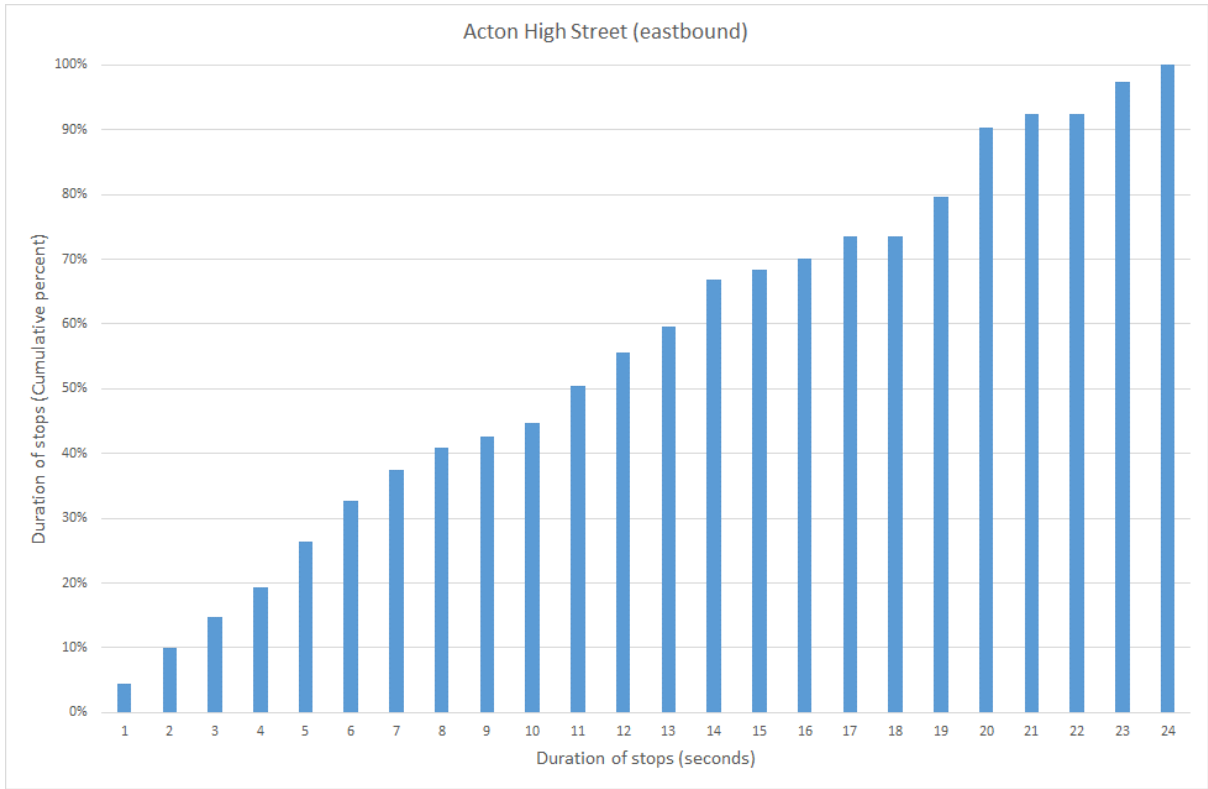
| Run             | Section   |           |           |           |           |           |           |           | Combined  |
|-----------------|-----------|-----------|-----------|-----------|-----------|-----------|-----------|-----------|-----------|
|                 | A         | B         | C         | D         | E         | F         | G         | H         |           |
| 1               | 14        | 25        | 11        | 28        | 11        | 27        | 27        | 27        | 18        |
| 2               | 19        | 7         | 20        | 21        | 11        | 23        | 22        | 16        | 15        |
| 3               | 17        | 9         | 18        | 14        | 11        | 16        | 19        | 33        | 14        |
| 4               | 25        | 8         | 29        | 14        | 30        | 26        | 30        | 33        | 18        |
| 5               | 7         | 15        | 24        | 17        | 12        | 20        | 30        | 32        | 15        |
| 6               | 12        | 10        | 17        | 6         | 20        | 11        | 24        | 31        | 12        |
| 7               | 13        | 13        | 20        | 27        | 23        | 16        | 8         | 22        | 15        |
| 8               | 25        | 10        | 33        | 16        | 29        | 16        | 11        | 26        | 17        |
| 9               | 13        | 23        | 19        | 18        | 14        | 26        | 21        | 24        | 18        |
| 10              | 7         | 26        | 31        | 10        | 14        | 19        | 31        | 36        | 15        |
| 11              | 32        | 32        | 27        | 26        | 30        | 31        | 34        | 34        | 30        |
| 12              | 6         | 16        | 24        | 24        | 10        | 21        | 34        | 35        | 14        |
| 13              | 5         | 16        | 20        | 31        | 9         | 18        | 21        | 19        | 13        |
| 14              | 31        | 12        | 17        | 16        | 14        | 12        | 25        | 27        | 16        |
| 15              | 12        | 21        | 9         | 11        | 14        | 24        | 26        | 28        | 15        |
| 16              | 17        | 20        | 9         | 26        | 9         | 22        | 24        | 33        | 15        |
| 17              | 26        | 9         | 26        | 27        | 10        | 16        | 28        | 33        | 17        |
| 18              | 19        | 8         | 30        | 34        | 10        | 25        | 23        | 23        | 17        |
| 19              | 16        | 10        | 23        | 18        | 10        | 29        | 32        | 39        | 17        |
| 20              | 12        | 10        | 22        | 21        | 11        | 21        | 29        | 34        | 16        |
| 21              | 17        | 12        | 12        | 33        | 33        | 24        | 22        | 20        | 19        |
| 22              | 4         | 10        | 11        | 17        | 10        | 20        | 30        | 31        | 11        |
| 23              | 34        | 30        | 10        | 17        | 13        | 20        | 27        | 34        | 18        |
| 24              | 7         | 9         | 20        | 34        | 32        | 25        | 29        | 32        | 16        |
| 25              | 9         | 20        | 16        | 27        | 9         | 21        | 30        | 35        | 16        |
| 26              | 6         | 27        | 9         | 31        | 17        | 29        | 30        | 35        | 15        |
| 27              | 33        | 31        | 22        | 5         | 10        | 26        | 28        | 34        | 15        |
| 28              | 6         | 24        | 13        | 30        | 10        | 28        | 19        | 22        | 14        |
| 29              | 5         | 12        | 21        | 12        | 13        | 18        | 31        | 34        | 12        |
| 30              | 11        | 17        | 26        | 33        | 17        | 22        | 29        | 36        | 20        |
| <b>Combined</b> | <b>10</b> | <b>13</b> | <b>17</b> | <b>17</b> | <b>13</b> | <b>20</b> | <b>24</b> | <b>29</b> | <b>15</b> |

**Table 3: Acton High Street (eastbound) – Time spent stationary**

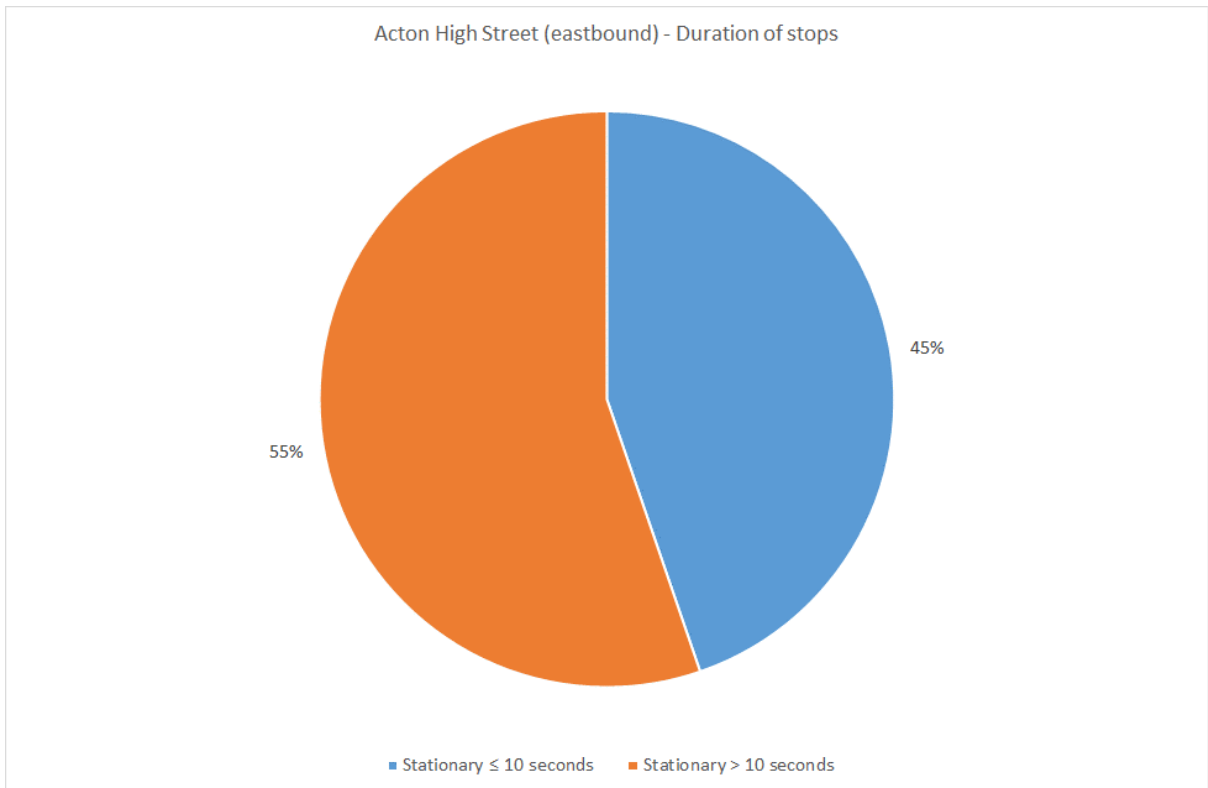
**Acton High Street (eastbound)**

**Percentage (%) time spent stationary**

| Run             | Section    |            |            |            |            |           |           |           | Combined   |
|-----------------|------------|------------|------------|------------|------------|-----------|-----------|-----------|------------|
|                 | A          | B          | C          | D          | E          | F         | G         | H         |            |
| 1               | 15%        | 0%         | 48%        | 0%         | 34%        | 0%        | 0%        | 0%        | 21%        |
| 2               | 0%         | 31%        | 0%         | 0%         | 31%        | 0%        | 0%        | 0%        | 15%        |
| 3               | 0%         | 36%        | 0%         | 10%        | 31%        | 0%        | 0%        | 0%        | 15%        |
| 4               | 0%         | 52%        | 0%         | 9%         | 0%         | 0%        | 0%        | 0%        | 19%        |
| 5               | 35%        | 0%         | 0%         | 0%         | 13%        | 0%        | 0%        | 0%        | 12%        |
| 6               | 27%        | 27%        | 0%         | 28%        | 0%         | 16%       | 0%        | 0%        | 19%        |
| 7               | 17%        | 30%        | 0%         | 0%         | 0%         | 0%        | 36%       | 0%        | 17%        |
| 8               | 0%         | 53%        | 0%         | 7%         | 0%         | 0%        | 17%       | 0%        | 18%        |
| 9               | 9%         | 0%         | 0%         | 0%         | 0%         | 0%        | 0%        | 0%        | 2%         |
| 10              | 28%        | 0%         | 0%         | 16%        | 9%         | 0%        | 0%        | 0%        | 13%        |
| 11              | 0%         | 0%         | 0%         | 0%         | 0%         | 0%        | 0%        | 0%        | 0%         |
| 12              | 30%        | 8%         | 0%         | 0%         | 52%        | 0%        | 0%        | 0%        | 22%        |
| 13              | 42%        | 9%         | 0%         | 0%         | 50%        | 2%        | 0%        | 0%        | 26%        |
| 14              | 0%         | 42%        | 0%         | 17%        | 8%         | 19%       | 0%        | 0%        | 15%        |
| 15              | 37%        | 0%         | 29%        | 34%        | 1%         | 0%        | 0%        | 0%        | 19%        |
| 16              | 15%        | 0%         | 48%        | 0%         | 46%        | 0%        | 0%        | 0%        | 25%        |
| 17              | 0%         | 49%        | 0%         | 0%         | 14%        | 0%        | 0%        | 0%        | 16%        |
| 18              | 0%         | 51%        | 0%         | 0%         | 52%        | 0%        | 0%        | 0%        | 27%        |
| 19              | 0%         | 24%        | 0%         | 0%         | 28%        | 0%        | 0%        | 0%        | 12%        |
| 20              | 5%         | 45%        | 0%         | 0%         | 41%        | 0%        | 0%        | 0%        | 19%        |
| 21              | 0%         | 34%        | 26%        | 0%         | 0%         | 0%        | 0%        | 0%        | 13%        |
| 22              | 46%        | 0%         | 9%         | 0%         | 46%        | 0%        | 0%        | 0%        | 24%        |
| 23              | 0%         | 0%         | 46%        | 0%         | 16%        | 0%        | 0%        | 0%        | 15%        |
| 24              | 15%        | 55%        | 0%         | 0%         | 0%         | 0%        | 0%        | 0%        | 19%        |
| 25              | 12%        | 0%         | 0%         | 0%         | 31%        | 0%        | 0%        | 0%        | 10%        |
| 26              | 38%        | 0%         | 49%        | 0%         | 13%        | 0%        | 0%        | 0%        | 26%        |
| 27              | 0%         | 0%         | 0%         | 49%        | 37%        | 0%        | 0%        | 0%        | 28%        |
| 28              | 55%        | 0%         | 23%        | 0%         | 53%        | 0%        | 0%        | 0%        | 31%        |
| 29              | 47%        | 27%        | 0%         | 35%        | 20%        | 0%        | 0%        | 0%        | 27%        |
| 30              | 36%        | 0%         | 0%         | 0%         | 19%        | 0%        | 0%        | 0%        | 12%        |
| <b>Combined</b> | <b>26%</b> | <b>27%</b> | <b>16%</b> | <b>14%</b> | <b>27%</b> | <b>2%</b> | <b>5%</b> | <b>0%</b> | <b>19%</b> |



**Figure 4: Acton High Street (eastbound) – Duration of stops**



**Figure 5: Acton High Street (eastbound) – Duration stationary > 10 seconds**

**Table 4: Acton High Street (eastbound) – Time spent >20mph**

**Acton High Street (eastbound)**

**Percentage (%) time spent >20mph (>32.2kph)**

| Run             | Section   |           |           |           |           |           |            |            | Combined  |
|-----------------|-----------|-----------|-----------|-----------|-----------|-----------|------------|------------|-----------|
|                 | A         | B         | C         | D         | E         | F         | G          | H          |           |
| 1               | 0%        | 0%        | 17%       | 32%       | 0%        | 0%        | 0%         | 0%         | 7%        |
| 2               | 0%        | 0%        | 0%        | 0%        | 0%        | 0%        | 0%         | 0%         | 0%        |
| 3               | 0%        | 0%        | 0%        | 0%        | 0%        | 0%        | 0%         | 83%        | 1%        |
| 4               | 6%        | 0%        | 29%       | 17%       | 2%        | 0%        | 21%        | 79%        | 9%        |
| 5               | 0%        | 0%        | 0%        | 0%        | 0%        | 0%        | 1%         | 77%        | 1%        |
| 6               | 0%        | 0%        | 0%        | 0%        | 0%        | 0%        | 0%         | 0%         | 0%        |
| 7               | 0%        | 0%        | 0%        | 0%        | 0%        | 0%        | 0%         | 0%         | 0%        |
| 8               | 0%        | 6%        | 61%       | 0%        | 28%       | 0%        | 0%         | 0%         | 8%        |
| 9               | 0%        | 0%        | 0%        | 0%        | 0%        | 0%        | 0%         | 0%         | 0%        |
| 10              | 0%        | 0%        | 52%       | 0%        | 0%        | 0%        | 25%        | 100%       | 6%        |
| 11              | 54%       | 35%       | 1%        | 0%        | 27%       | 42%       | 79%        | 100%       | 32%       |
| 12              | 0%        | 0%        | 0%        | 0%        | 1%        | 0%        | 83%        | 100%       | 6%        |
| 13              | 0%        | 0%        | 15%       | 44%       | 0%        | 0%        | 0%         | 0%         | 4%        |
| 14              | 53%       | 0%        | 0%        | 0%        | 0%        | 0%        | 0%         | 0%         | 4%        |
| 15              | 0%        | 0%        | 0%        | 0%        | 0%        | 0%        | 0%         | 0%         | 0%        |
| 16              | 0%        | 0%        | 0%        | 0%        | 0%        | 0%        | 1%         | 79%        | 1%        |
| 17              | 16%       | 0%        | 7%        | 0%        | 0%        | 0%        | 8%         | 100%       | 4%        |
| 18              | 0%        | 0%        | 21%       | 80%       | 9%        | 0%        | 0%         | 0%         | 9%        |
| 19              | 0%        | 0%        | 0%        | 0%        | 16%       | 33%       | 56%        | 100%       | 11%       |
| 20              | 0%        | 0%        | 0%        | 0%        | 0%        | 0%        | 17%        | 100%       | 2%        |
| 21              | 0%        | 0%        | 1%        | 78%       | 100%      | 6%        | 0%         | 0%         | 15%       |
| 22              | 0%        | 0%        | 0%        | 0%        | 0%        | 0%        | 2%         | 7%         | 0%        |
| 23              | 86%       | 22%       | 0%        | 0%        | 0%        | 0%        | 4%         | 100%       | 9%        |
| 24              | 0%        | 0%        | 19%       | 73%       | 38%       | 15%       | 2%         | 21%        | 11%       |
| 25              | 0%        | 0%        | 0%        | 0%        | 0%        | 0%        | 36%        | 100%       | 3%        |
| 26              | 0%        | 0%        | 0%        | 33%       | 9%        | 2%        | 17%        | 100%       | 5%        |
| 27              | 70%       | 47%       | 15%       | 0%        | 0%        | 11%       | 20%        | 100%       | 12%       |
| 28              | 0%        | 0%        | 0%        | 21%       | 6%        | 0%        | 0%         | 0%         | 3%        |
| 29              | 0%        | 0%        | 0%        | 0%        | 0%        | 0%        | 38%        | 100%       | 3%        |
| 30              | 0%        | 0%        | 0%        | 61%       | 4%        | 15%       | 33%        | 100%       | 12%       |
| <b>Combined</b> | <b>3%</b> | <b>2%</b> | <b>5%</b> | <b>8%</b> | <b>4%</b> | <b>3%</b> | <b>11%</b> | <b>43%</b> | <b>5%</b> |

**Table 5: Acton High Street (westbound) – Journey times**

**Acton High Street (westbound)**

**Journey Time (seconds)**

| Run              | Section     |             |             |             |             |             |             |            | Total        |
|------------------|-------------|-------------|-------------|-------------|-------------|-------------|-------------|------------|--------------|
|                  | A           | B           | C           | D           | E           | F           | G           | H          |              |
| 1                | 57.8        | 25.3        | 14.7        | 29.7        | 22.9        | 35.7        | 31.3        | 2.8        | <b>220.2</b> |
| 2                | 29.9        | 100.1       | 36.6        | 70.2        | 126.1       | 26.2        | 11.2        | 1.5        | <b>401.8</b> |
| 3                | 31.9        | 64.9        | 103.8       | 49.2        | 43.6        | 40.2        | 23.1        | 1.6        | <b>358.3</b> |
| 4                | 23.5        | 11.7        | 10.5        | 26.4        | 13.4        | 37.0        | 12.5        | 1.5        | <b>136.5</b> |
| 5                | 86.5        | 21.4        | 38.7        | 24.4        | 24.6        | 25.2        | 29.0        | 1.9        | <b>251.7</b> |
| 6                | 52.2        | 191.1       | 162.9       | 20.6        | 219.9       | 176.1       | 99.4        | 4.0        | <b>926.2</b> |
| 7                | 102.6       | 136.7       | 146.8       | 31.2        | 102.9       | 134.9       | 105.3       | 7.8        | <b>768.2</b> |
| 8                | 58.2        | 30.6        | 14.4        | 17.3        | 22.5        | 37.3        | 11.5        | 1.5        | <b>193.3</b> |
| 9                | 14.6        | 58.6        | 32.9        | 28.0        | 13.9        | 50.2        | 45.1        | 2.8        | <b>246.1</b> |
| 10               | NA          | 46.2        | 51.2        | 20.9        | 38.7        | 27.3        | 24.4        | 1.4        | <b>210.1</b> |
| 11               | 23.0        | 12.2        | 12.0        | 21.3        | 18.4        | 25.9        | 23.0        | 1.4        | <b>137.2</b> |
| 12               | 16.8        | 11.6        | 28.8        | 15.6        | 15.0        | 20.6        | 17.3        | 1.7        | <b>127.4</b> |
| 13               | 85.9        | 30.5        | 41.1        | 41.2        | 16.1        | 24.7        | 27.9        | 1.8        | <b>269.2</b> |
| 14               | 76.6        | 14.9        | 14.5        | 60.8        | 29.3        | 44.6        | 60.8        | 2.0        | <b>303.5</b> |
| 15               | 16.5        | 13.7        | 45.4        | 60.6        | 44.5        | 38.7        | 32.9        | 2.5        | <b>254.8</b> |
| 16               | 64.0        | 127.7       | 70.7        | 47.6        | 62.8        | 62.8        | 45.0        | 2.2        | <b>482.8</b> |
| 17               | 24.6        | 64.5        | 42.0        | 42.6        | 43.2        | 42.9        | 43.0        | 1.5        | <b>304.3</b> |
| 18               | 69.1        | 59.8        | 69.9        | 30.1        | 43.6        | 96.6        | 27.7        | 3.8        | <b>400.6</b> |
| 19               | 17.1        | 17.9        | 37.7        | 22.5        | 49.0        | 50.4        | 11.6        | 1.2        | <b>207.4</b> |
| 20               | 34.2        | 37.7        | 25.2        | 30.0        | 35.5        | 45.6        | 67.8        | 4.1        | <b>280.1</b> |
| 21               | 12.8        | 16.9        | 16.4        | 22.3        | 12.9        | 12.7        | 12.1        | 1.4        | <b>107.5</b> |
| 22               | 67.4        | 77.0        | 20.6        | 31.4        | 12.7        | 60.9        | 50.3        | 1.4        | <b>321.7</b> |
| 23               | 31.1        | 13.9        | 33.4        | 11.0        | 28.3        | 13.8        | 27.3        | 1.4        | <b>160.2</b> |
| 24               | NA          | 70.4        | 37.2        | 122.3       | 59.9        | 15.5        | 16.5        | 1.8        | <b>323.6</b> |
| 25               | 14.4        | 41.0        | 12.0        | 21.8        | 23.1        | 13.8        | 13.8        | 1.8        | <b>141.7</b> |
| 26               | 21.0        | 78.0        | 50.5        | 64.1        | 54.1        | 13.8        | 12.8        | 1.5        | <b>295.8</b> |
| 27               | 68.6        | 59.1        | 16.4        | 61.5        | 66.1        | 25.5        | 17.5        | 1.6        | <b>316.3</b> |
| 28               | 12.4        | 32.8        | 22.3        | 48.3        | 47.8        | 14.0        | 17.4        | 1.6        | <b>196.6</b> |
| 29               | 30.8        | 20.5        | 12.4        | 19.8        | 12.6        | 24.8        | 24.0        | 1.6        | <b>146.5</b> |
| 30               | 26.8        | 24.9        | 13.2        | 30.9        | 17.9        | 55.9        | 12.6        | 1.5        | <b>183.7</b> |
| <b>Mean</b>      | <b>41.8</b> | <b>50.4</b> | <b>41.1</b> | <b>37.5</b> | <b>44.0</b> | <b>43.1</b> | <b>31.8</b> | <b>2.2</b> | <b>289.1</b> |
| <b>Dist. (m)</b> | <b>100</b>  | <b>100</b>  | <b>100</b>  | <b>100</b>  | <b>100</b>  | <b>100</b>  | <b>100</b>  | <b>12</b>  | <b>712</b>   |



**Table 6: Acton High Street (westbound) – Average speeds**

**Acton High Street (westbound)**

Average speed (kph)

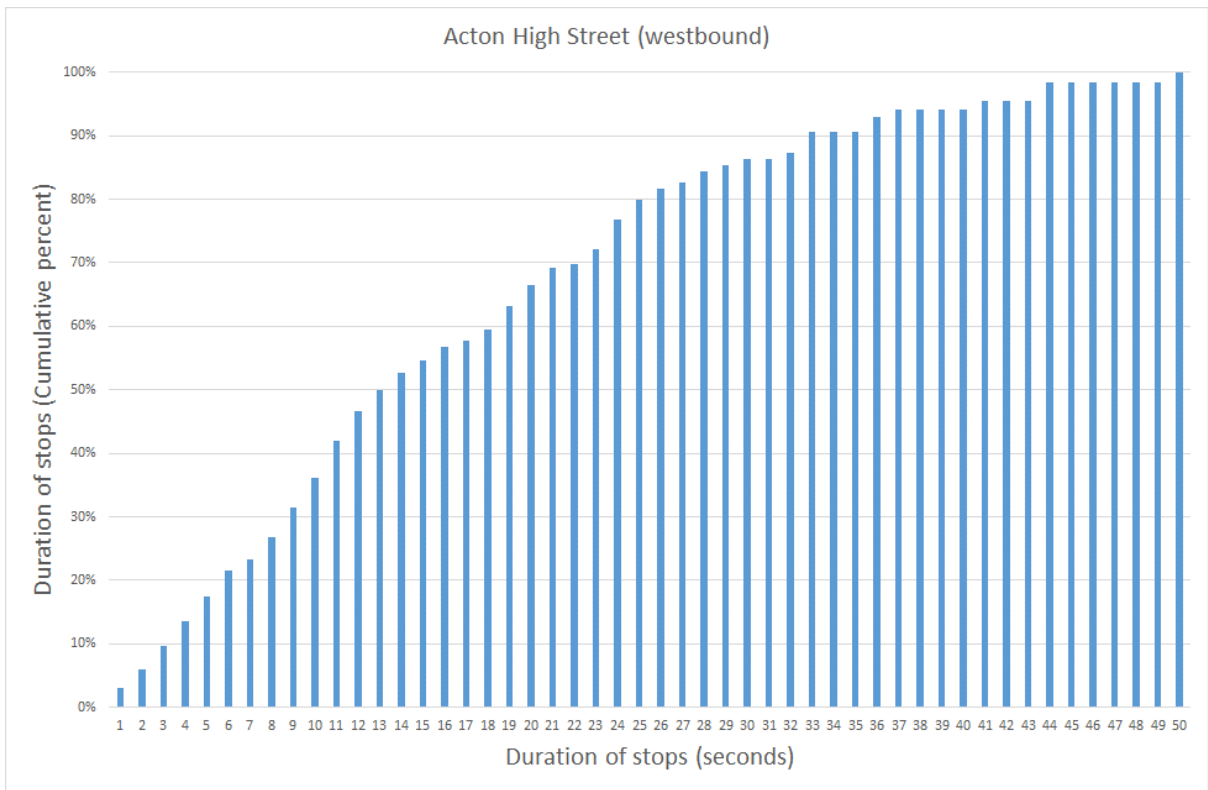
| Run             | Section  |          |          |           |          |          |           |           | Combined |
|-----------------|----------|----------|----------|-----------|----------|----------|-----------|-----------|----------|
|                 | A        | B        | C        | D         | E        | F        | G         | H         |          |
| 1               | 6        | 13       | 24       | 12        | 16       | 10       | 12        | 16        | 11       |
| 2               | 12       | 4        | 10       | 5         | 3        | 14       | 32        | 30        | 6        |
| 3               | 11       | 6        | 3        | 7         | 8        | 9        | 16        | 27        | 7        |
| 4               | 16       | 31       | 34       | 14        | 27       | 10       | 29        | 30        | 19       |
| 5               | 4        | 17       | 9        | 15        | 15       | 14       | 13        | 23        | 10       |
| 6               | 7        | 2        | 2        | 18        | 2        | 2        | 4         | 11        | 3        |
| 7               | 3        | 3        | 2        | 12        | 4        | 3        | 3         | 6         | 3        |
| 8               | 6        | 12       | 25       | 21        | 16       | 10       | 31        | 30        | 13       |
| 9               | 25       | 6        | 11       | 13        | 26       | 7        | 8         | 16        | 10       |
| 10              | NA       | 8        | 7        | 17        | 9        | 13       | 15        | 30        | 10       |
| 11              | 16       | 30       | 29       | 17        | 20       | 14       | 16        | 31        | 19       |
| 12              | 22       | 31       | 12       | 23        | 24       | 18       | 21        | 26        | 20       |
| 13              | 4        | 12       | 9        | 9         | 22       | 15       | 13        | 24        | 10       |
| 14              | 5        | 25       | 25       | 6         | 12       | 8        | 6         | 22        | 8        |
| 15              | 22       | 26       | 8        | 6         | 8        | 9        | 11        | 18        | 10       |
| 16              | 6        | 3        | 5        | 8         | 6        | 6        | 8         | 20        | 5        |
| 17              | 14       | 6        | 9        | 9         | 8        | 8        | 8         | 28        | 8        |
| 18              | 5        | 6        | 5        | 12        | 8        | 4        | 13        | 12        | 6        |
| 19              | 21       | 20       | 10       | 16        | 7        | 7        | 31        | 35        | 12       |
| 20              | 10       | 10       | 14       | 12        | 10       | 8        | 5         | 11        | 9        |
| 21              | 28       | 23       | 21       | 16        | 28       | 28       | 30        | 31        | 24       |
| 22              | 5        | 4        | 20       | 12        | 28       | 6        | 7         | 33        | 8        |
| 23              | 10       | 28       | 13       | 33        | 13       | 26       | 14        | 30        | 16       |
| 24              | NA       | 5        | 10       | 3         | 6        | 23       | 22        | 25        | 7        |
| 25              | 25       | 9        | 30       | 16        | 16       | 26       | 26        | 24        | 18       |
| 26              | 17       | 5        | 7        | 6         | 7        | 26       | 28        | 31        | 9        |
| 27              | 5        | 6        | 22       | 6         | 5        | 14       | 21        | 28        | 8        |
| 28              | 29       | 9        | 18       | 7         | 8        | 26       | 21        | 28        | 13       |
| 29              | 11       | 17       | 29       | 18        | 29       | 15       | 15        | 27        | 17       |
| 30              | 14       | 14       | 27       | 12        | 20       | 6        | 29        | 30        | 14       |
| <b>Combined</b> | <b>9</b> | <b>7</b> | <b>9</b> | <b>10</b> | <b>8</b> | <b>8</b> | <b>11</b> | <b>20</b> | <b>9</b> |

**Table 7: Acton High Street (westbound) – Time spent stationary**

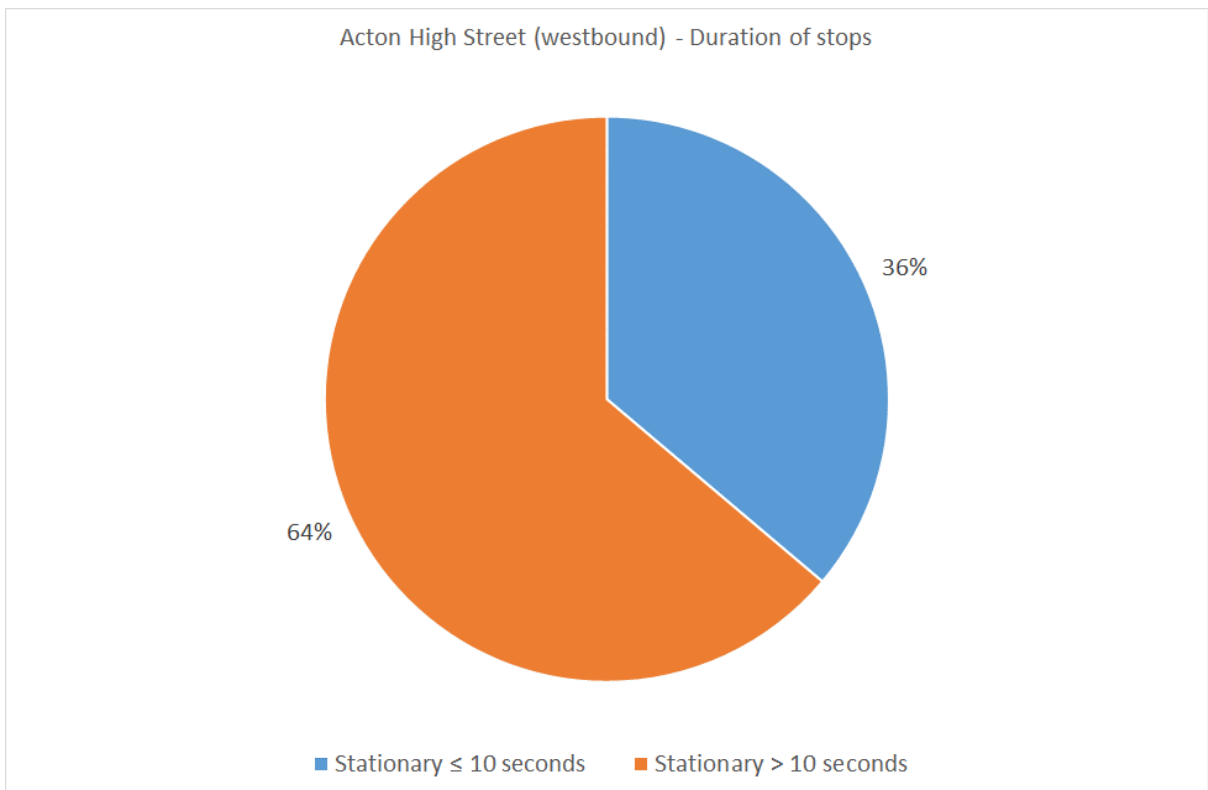
**Acton High Street (westbound)**

**Percentage (%) time spent stationary**

| Run             | Section    |            |            |            |            |            |            |           | Combined   |
|-----------------|------------|------------|------------|------------|------------|------------|------------|-----------|------------|
|                 | A          | B          | C          | D          | E          | F          | G          | H         |            |
| 1               | 34%        | 16%        | 0%         | 13%        | 0%         | 0%         | 0%         | 0%        | 12%        |
| 2               | 12%        | 56%        | 18%        | 54%        | 54%        | 0%         | 0%         | 0%        | 43%        |
| 3               | 11%        | 47%        | 50%        | 37%        | 23%        | 37%        | 0%         | 0%        | 36%        |
| 4               | 0%         | 0%         | 0%         | 35%        | 0%         | 46%        | 0%         | 0%        | 19%        |
| 5               | 42%        | 9%         | 56%        | 0%         | 6%         | 0%         | 13%        | 0%        | 26%        |
| 6               | 31%        | 60%        | 68%        | 0%         | 65%        | 63%        | 39%        | 0%        | 58%        |
| 7               | 50%        | 62%        | 70%        | 35%        | 64%        | 57%        | 46%        | 23%       | 58%        |
| 8               | 27%        | 15%        | 0%         | 0%         | 0%         | 51%        | 0%         | 0%        | 20%        |
| 9               | 0%         | 40%        | 30%        | 0%         | 0%         | 33%        | 34%        | 0%        | 27%        |
| 10              | NA         | 45%        | 30%        | 0%         | 52%        | 1%         | 20%        | 0%        | 29%        |
| 11              | 0%         | 0%         | 0%         | 0%         | 0%         | 0%         | 23%        | 0%        | 4%         |
| 12              | 0%         | 0%         | 36%        | 0%         | 0%         | 3%         | 0%         | 0%        | 9%         |
| 13              | 41%        | 9%         | 47%        | 20%        | 0%         | 19%        | 32%        | 0%        | 29%        |
| 14              | 28%        | 0%         | 0%         | 39%        | 10%        | 15%        | 39%        | 0%        | 26%        |
| 15              | 0%         | 0%         | 52%        | 46%        | 34%        | 27%        | 22%        | 0%        | 33%        |
| 16              | 35%        | 68%        | 54%        | 38%        | 25%        | 36%        | 2%         | 0%        | 43%        |
| 17              | 0%         | 48%        | 10%        | 31%        | 35%        | 46%        | 30%        | 0%        | 32%        |
| 18              | 23%        | 32%        | 46%        | 17%        | 31%        | 48%        | 0%         | 0%        | 33%        |
| 19              | 0%         | 0%         | 41%        | 0%         | 34%        | 55%        | 0%         | 0%        | 29%        |
| 20              | 0%         | 21%        | 24%        | 30%        | 12%        | 49%        | 39%        | 0%        | 27%        |
| 21              | 0%         | 0%         | 0%         | 0%         | 0%         | 0%         | 0%         | 0%        | 0%         |
| 22              | 39%        | 66%        | 0%         | 37%        | 0%         | 50%        | 37%        | 0%        | 43%        |
| 23              | 0%         | 0%         | 27%        | 0%         | 16%        | 0%         | 12%        | 0%        | 10%        |
| 24              | NA         | 47%        | 22%        | 50%        | 48%        | 0%         | 0%         | 0%        | 41%        |
| 25              | 0%         | 55%        | 0%         | 10%        | 25%        | 0%         | 0%         | 0%        | 21%        |
| 26              | 0%         | 61%        | 30%        | 40%        | 35%        | 0%         | 0%         | 0%        | 36%        |
| 27              | 37%        | 46%        | 0%         | 30%        | 46%        | 20%        | 0%         | 0%        | 34%        |
| 28              | 0%         | 16%        | 0%         | 33%        | 38%        | 0%         | 0%         | 0%        | 20%        |
| 29              | 2%         | 19%        | 0%         | 0%         | 0%         | 17%        | 17%        | 0%        | 9%         |
| 30              | 26%        | 17%        | 0%         | 33%        | 0%         | 61%        | 0%         | 0%        | 30%        |
| <b>Combined</b> | <b>26%</b> | <b>45%</b> | <b>41%</b> | <b>29%</b> | <b>38%</b> | <b>38%</b> | <b>23%</b> | <b>3%</b> | <b>35%</b> |



**Figure 6: Acton High Street (westbound) – Duration of stops**



**Figure 7: Acton High Street (westbound) – Duration stationary >10 seconds**

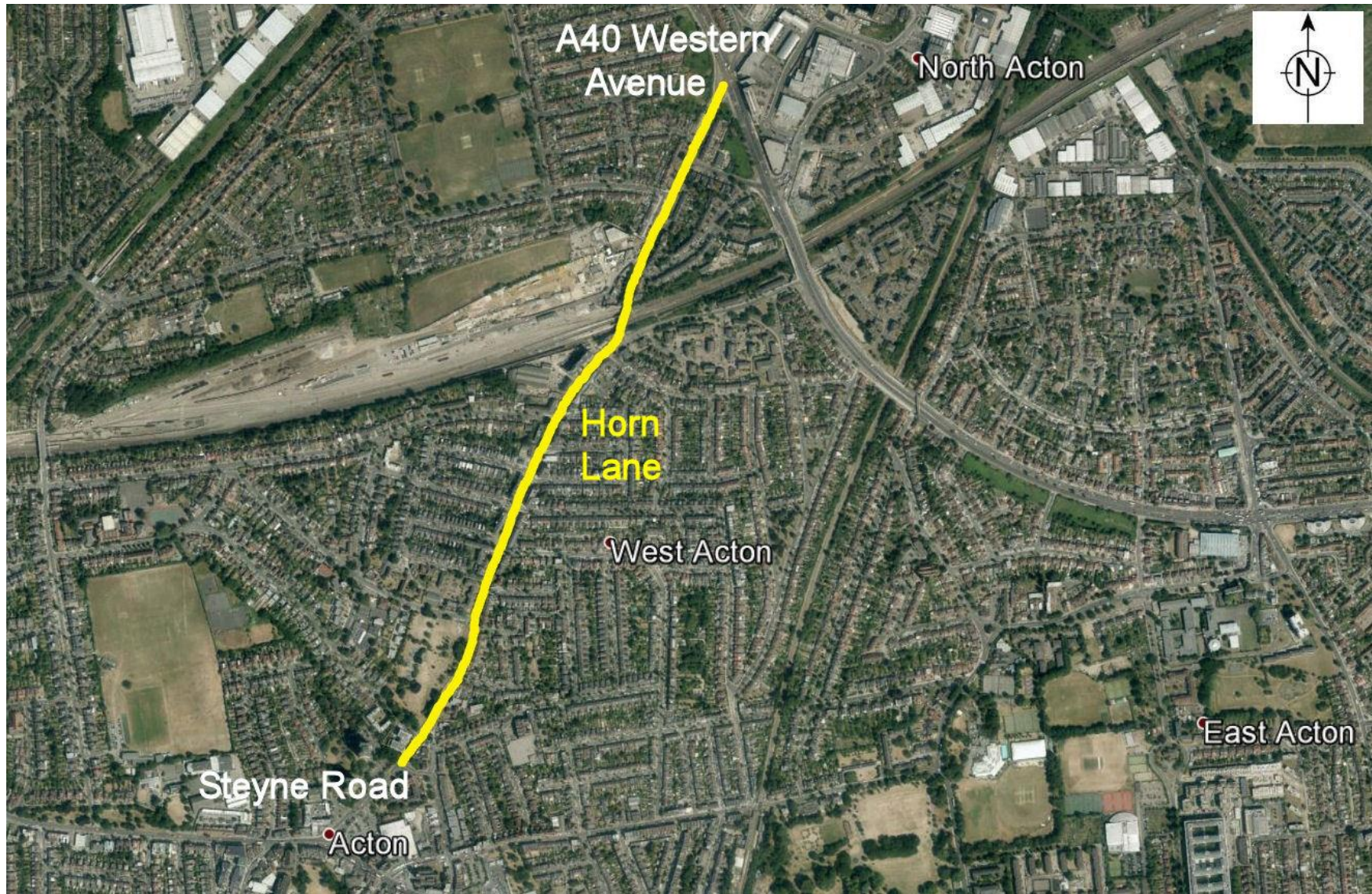
**Table 8: Acton High Street (westbound) – Time spent >20mph**

**Acton High Street (westbound)**

**Percentage (%) time spent >20mph (>32.2kph)**

| Run             | Section   |           |           |           |           |           |           |           | Combined |           |
|-----------------|-----------|-----------|-----------|-----------|-----------|-----------|-----------|-----------|----------|-----------|
|                 | A         | B         | C         | D         | E         | F         | G         | H         |          |           |
| 1               | 0%        | 0%        | 0%        | 0%        | 0%        | 0%        | 0%        | 0%        | 0%       | 0%        |
| 2               | 0%        | 0%        | 0%        | 0%        | 0%        | 0%        | 71%       | 0%        | 0%       | 2%        |
| 3               | 0%        | 0%        | 0%        | 0%        | 0%        | 0%        | 0%        | 0%        | 0%       | 0%        |
| 4               | 0%        | 30%       | 100%      | 10%       | 0%        | 0%        | 7%        | 0%        | 0%       | 13%       |
| 5               | 0%        | 0%        | 1%        | 4%        | 0%        | 0%        | 0%        | 0%        | 0%       | 1%        |
| 6               | 0%        | 0%        | 0%        | 0%        | 0%        | 0%        | 0%        | 0%        | 0%       | 0%        |
| 7               | 0%        | 0%        | 0%        | 0%        | 0%        | 0%        | 0%        | 0%        | 0%       | 0%        |
| 8               | 0%        | 0%        | 0%        | 0%        | 0%        | 0%        | 61%       | 0%        | 0%       | 4%        |
| 9               | 0%        | 0%        | 0%        | 0%        | 0%        | 0%        | 0%        | 0%        | 0%       | 0%        |
| 10              | NA        | 0%        | 0%        | 0%        | 0%        | 0%        | 0%        | 0%        | 0%       | 0%        |
| 11              | 4%        | 0%        | 8%        | 0%        | 0%        | 0%        | 20%       | 21%       | 0%       | 5%        |
| 12              | 36%       | 34%       | 0%        | 0%        | 0%        | 1%        | 0%        | 0%        | 0%       | 8%        |
| 13              | 0%        | 0%        | 0%        | 0%        | 0%        | 0%        | 0%        | 0%        | 0%       | 0%        |
| 14              | 0%        | 0%        | 0%        | 0%        | 1%        | 0%        | 0%        | 0%        | 0%       | 0%        |
| 15              | 0%        | 0%        | 0%        | 0%        | 0%        | 0%        | 0%        | 0%        | 0%       | 0%        |
| 16              | 0%        | 0%        | 0%        | 0%        | 0%        | 0%        | 0%        | 0%        | 0%       | 0%        |
| 17              | 0%        | 0%        | 0%        | 0%        | 0%        | 0%        | 0%        | 0%        | 0%       | 0%        |
| 18              | 0%        | 0%        | 0%        | 0%        | 0%        | 0%        | 0%        | 0%        | 0%       | 0%        |
| 19              | 0%        | 0%        | 0%        | 0%        | 0%        | 0%        | 58%       | 100%      | 0%       | 4%        |
| 20              | 0%        | 0%        | 0%        | 0%        | 0%        | 0%        | 0%        | 0%        | 0%       | 0%        |
| 21              | 52%       | 4%        | 0%        | 0%        | 0%        | 0%        | 8%        | 21%       | 0%       | 8%        |
| 22              | 0%        | 0%        | 0%        | 7%        | 34%       | 0%        | 1%        | 86%       | 0%       | 3%        |
| 23              | 0%        | 0%        | 0%        | 61%       | 0%        | 0%        | 0%        | 0%        | 0%       | 4%        |
| 24              | NA        | 0%        | 0%        | 0%        | 0%        | 0%        | 0%        | 0%        | 0%       | 0%        |
| 25              | 0%        | 0%        | 0%        | 0%        | 0%        | 0%        | 0%        | 0%        | 0%       | 0%        |
| 26              | 0%        | 0%        | 0%        | 0%        | 0%        | 7%        | 0%        | 0%        | 0%       | 0%        |
| 27              | 0%        | 0%        | 0%        | 0%        | 0%        | 0%        | 0%        | 0%        | 0%       | 0%        |
| 28              | 31%       | 0%        | 0%        | 0%        | 0%        | 0%        | 0%        | 0%        | 0%       | 2%        |
| 29              | 0%        | 0%        | 0%        | 0%        | 0%        | 0%        | 0%        | 0%        | 0%       | 0%        |
| 30              | 0%        | 0%        | 0%        | 0%        | 0%        | 0%        | 9%        | 0%        | 0%       | 1%        |
| <b>Combined</b> | <b>1%</b> | <b>1%</b> | <b>1%</b> | <b>1%</b> | <b>0%</b> | <b>0%</b> | <b>3%</b> | <b>5%</b> |          | <b>1%</b> |

## 2. Horn Lane



**Figure 8: Horn Lane – Case study area**



*Figure 9: Horn Lane – Sections 'A' to 'D'*



**Figure 10: Horn Lane – Sections 'C' to 'H'**





*Figure 11: Horn Lane – Sections 'G' to 'L'*



*Figure 12: Horn Lane – Sections 'K' to 'O'*

**Table 9: Horn Lane (northbound) – Journey times**

| Horn Lane (northbound) |             |             |             |             |             |             |             |             |             |             |             |             |             |             |            |              |
|------------------------|-------------|-------------|-------------|-------------|-------------|-------------|-------------|-------------|-------------|-------------|-------------|-------------|-------------|-------------|------------|--------------|
| Journey Time (seconds) |             |             |             |             |             |             |             |             |             |             |             |             |             |             |            |              |
| Section                |             |             |             |             |             |             |             |             |             |             |             |             |             |             |            |              |
| Run                    | A           | B           | C           | D           | E           | F           | G           | H           | I           | J           | K           | L           | M           | N           | O          | Total        |
| 1                      | 140.3       | 14.2        | 15.0        | 14.9        | 28.1        | 73.3        | 14.5        | 21.8        | 54.8        | 20.8        | 26.1        | 8.7         | 8.6         | 9.0         | 4.2        | <b>454.3</b> |
| 2                      | 65.8        | 9.7         | 29.8        | 8.3         | 9.1         | 47.5        | 10.0        | 10.0        | 10.9        | 10.8        | 11.6        | 10.6        | 9.6         | 9.2         | 4.0        | <b>256.9</b> |
| 3                      | 29.5        | 10.1        | 17.3        | 10.3        | 11.4        | 14.0        | 15.1        | 11.6        | 11.3        | 10.9        | 8.9         | 8.8         | 8.7         | 9.5         | 7.0        | <b>184.4</b> |
| 4                      | 56.0        | 13.0        | 13.7        | 16.6        | 9.0         | 9.6         | 12.7        | 16.0        | 13.0        | 11.3        | 10.4        | 11.6        | 9.4         | 9.7         | 3.7        | <b>215.7</b> |
| 5                      | 83.3        | 16.0        | 36.1        | 9.2         | 10.4        | NA          | NA          | NA          | 30.6        | 41.2        | 10.7        | 9.6         | 9.8         | 10.1        | 7.4        |              |
| 6                      | 46.8        | 12.4        | 39.7        | 9.8         | 10.8        | 15.4        | 32.7        | 10.2        | 11.9        | 15.6        | 11.8        | 8.9         | 9.2         | 10.5        | 16.3       | <b>262.0</b> |
| 7                      | 70.1        | 12.2        | 15.1        | 10.1        | 11.7        | 18.5        | 37.9        | 15.1        | 16.0        | 15.5        | 11.9        | 9.9         | NA          | NA          | 6.2        |              |
| 8                      | 34.7        | 11.3        | 36.9        | 12.1        | 11.8        | 14.5        | 14.7        | 12.0        | 11.4        | 11.0        | 10.2        | 21.7        | 9.2         | 11.3        | 6.7        | <b>229.5</b> |
| 9                      | 30.0        | 15.3        | 29.0        | 28.2        | 14.0        | 28.5        | 35.9        | 21.7        | 13.2        | 41.3        | 24.2        | 34.4        | 11.3        | 13.6        | 7.0        | <b>347.6</b> |
| 10                     | 17.1        | 10.5        | 10.3        | 9.6         | 10.8        | 52.7        | 20.4        | 11.7        | 12.1        | 11.4        | 9.5         | 9.0         | 9.2         | 9.7         | 4.0        | <b>208.0</b> |
| 11                     | 20.4        | 11.2        | 15.4        | 8.9         | 10.1        | 54.1        | 27.9        | 17.2        | 13.6        | 16.6        | 22.6        | 14.0        | 11.6        | 8.7         | 3.6        | <b>255.9</b> |
| 12                     | 117.3       | 13.9        | 10.9        | 14.2        | 10.7        | 11.6        | 30.7        | 19.8        | 18.0        | 17.8        | 37.1        | 9.5         | 8.2         | 8.4         | 3.7        | <b>331.8</b> |
| 13                     | 23.5        | 9.7         | 9.5         | 9.4         | 10.5        | 29.3        | 11.1        | 11.5        | 12.5        | 11.8        | 10.5        | 13.1        | 9.4         | 10.3        | 5.1        | <b>187.2</b> |
| 14                     | 101.7       | 55.1        | 9.0         | 10.2        | 14.1        | 17.3        | 21.0        | 13.3        | 12.5        | 11.2        | 12.6        | 9.6         | 9.7         | 13.0        | 19.2       | <b>329.5</b> |
| 15                     | 85.4        | 30.9        | 9.3         | 8.7         | 9.6         | 28.0        | 12.0        | 10.4        | 11.1        | 11.8        | 8.9         | 8.6         | 8.4         | 8.7         | 3.7        | <b>255.5</b> |
| 16                     | 107.1       | 135.2       | 9.5         | 12.6        | 15.5        | 56.8        | 11.6        | 10.7        | 12.9        | 28.3        | 11.5        | 10.2        | 10.0        | 10.9        | 5.0        | <b>447.8</b> |
| 17                     | 113.9       | 87.9        | 75.3        | 85.0        | 62.5        | 25.8        | 83.4        | 54.4        | 22.1        | 50.5        | 27.0        | 41.2        | 44.1        | 135.0       | 12.8       | <b>920.9</b> |
| 18                     | 24.3        | 9.5         | 16.3        | 15.4        | 18.5        | 10.2        | 10.9        | 17.5        | 12.4        | 17.6        | 10.1        | 10.9        | 18.0        | 8.5         | 3.9        | <b>204.0</b> |
| 19                     | 61.9        | 9.1         | 29.2        | 10.5        | 22.7        | 14.3        | 51.7        | 21.1        | 36.4        | 20.9        | 24.9        | 17.5        | 19.7        | 11.9        | 6.8        | <b>358.6</b> |
| 20                     | 16.9        | 10.6        | 9.3         | 9.4         | 10.2        | 10.8        | 11.1        | 10.2        | 24.5        | 33.2        | 25.0        | 13.4        | 10.4        | 11.2        | 23.6       | <b>229.8</b> |
| 21                     | 123.8       | 58.5        | 14.0        | 73.0        | 12.3        | 73.0        | 21.8        | 57.4        | 32.2        | 13.7        | 9.3         | 9.3         | 9.5         | 10.8        | 5.4        | <b>524.0</b> |
| 22                     | 73.0        | 13.3        | 46.0        | 20.9        | 20.5        | 17.8        | 44.0        | 17.2        | 32.3        | 44.2        | 36.1        | 32.3        | 14.3        | 9.6         | 4.4        | <b>425.9</b> |
| 23                     | 21.5        | 54.2        | 16.8        | 19.0        | 14.1        | 75.5        | 100.9       | 13.7        | 21.7        | 50.6        | 70.1        | 34.2        | 8.8         | 9.2         | 4.4        | <b>514.7</b> |
| 24                     | 35.6        | 14.7        | 20.6        | 12.2        | 16.9        | 15.3        | 11.1        | 12.9        | 11.6        | 10.3        | 8.6         | 9.0         | 9.1         | 8.9         | 4.0        | <b>200.8</b> |
| 25                     | 95.6        | 37.2        | 11.5        | 9.6         | 10.0        | 22.4        | 9.6         | 12.2        | 12.1        | 21.3        | 23.3        | 10.9        | 9.3         | 9.3         | 4.3        | <b>298.6</b> |
| 26                     | 36.0        | 10.3        | 13.7        | 10.1        | 12.8        | 53.6        | 17.5        | 88.0        | 16.0        | 19.1        | 10.1        | 9.6         | 9.5         | 10.5        | 7.2        | <b>324.0</b> |
| 27                     | NA          | NA          | NA          | NA          | NA          | NA          | NA          | NA          | NA          | 34.8        | 41.4        | 11.1        | 9.3         | 9.7         | 4.1        |              |
| 28                     | 67.5        | 12.2        | 9.9         | 9.7         | 10.6        | 55.2        | 58.3        | NA          | NA          | NA          | NA          | NA          | NA          | NA          | NA         |              |
| 29                     | 79.9        | 10.4        | 22.7        | 9.3         | 15.5        | 21.9        | 14.8        | 11.2        | 11.0        | 10.2        | 9.0         | 8.9         | 8.8         | 9.8         | 5.2        | <b>248.6</b> |
| 30                     | 163.4       | 12.2        | 9.7         | 12.9        | 17.0        | 54.0        | 15.8        | 11.1        | 11.7        | 11.6        | 9.0         | 9.0         | 9.1         | 9.7         | 4.5        | <b>360.7</b> |
| 31                     | 75.0        | 23.2        | 54.7        | 19.4        | 14.7        | 10.9        | 15.3        | 19.1        | 24.5        | 14.0        | 9.5         | 8.9         | 9.0         | 8.9         | 3.9        | <b>311.0</b> |
| 32                     | 121.5       | 11.6        | 18.1        | 9.1         | 10.4        | 53.1        | 15.6        | 13.4        | 11.9        | 11.8        | 11.3        | 11.0        | 12.4        | 13.3        | 7.9        | <b>332.4</b> |
| 33                     | 79.0        | 31.2        | 30.4        | 16.0        | 26.0        | 44.1        | 12.7        | 12.2        | 12.5        | 10.8        | 9.4         | 9.5         | 9.5         | 10.0        | 4.8        | <b>318.1</b> |
| 34                     | 19.7        | 9.9         | 15.9        | 10.5        | 11.4        | 35.7        | 11.4        | 11.6        | 11.5        | 10.4        | 9.8         | 10.0        | 9.3         | 10.7        | 5.2        | <b>193.0</b> |
| 35                     | 62.0        | 9.7         | 9.2         | 9.2         | 10.7        | 46.8        | 10.8        | 10.4        | 13.8        | 23.9        | 9.6         | 10.3        | 9.1         | 10.8        | 4.7        | <b>251.0</b> |
| 36                     | 105.7       | 50.2        | 10.2        | 10.0        | 9.4         | 12.8        | 9.8         | 10.4        | 11.8        | 11.2        | 9.8         | 9.5         | 9.1         | 10.2        | 4.4        | <b>284.5</b> |
| 37                     | 103.0       | 9.3         | 14.1        | 9.7         | 11.3        | 42.1        | 13.7        | 11.1        | 11.8        | 22.0        | 11.2        | 10.4        | 11.5        | 10.4        | 4.2        | <b>295.8</b> |
| 38                     | 92.6        | 10.7        | 9.9         | 10.1        | 12.4        | 12.7        | 15.6        | 13.6        | 13.8        | 11.7        | 9.3         | 9.1         | 8.9         | 9.2         | 4.2        | <b>243.8</b> |
| 39                     | 48.6        | 11.3        | 22.8        | 10.7        | 11.7        | 12.4        | 20.6        | 79.7        | 14.0        | 12.1        | 9.3         | 9.5         | 8.5         | 8.6         | 4.0        | <b>283.8</b> |
| 40                     | 82.2        | 10.9        | 12.4        | 10.0        | 10.9        | 25.8        | 12.0        | 14.3        | 21.1        | 27.8        | 28.6        | 10.2        | 9.2         | 9.2         | 4.1        | <b>288.7</b> |
| Mean                   | <b>70.0</b> | <b>23.0</b> | <b>20.5</b> | <b>15.5</b> | <b>14.6</b> | <b>32.0</b> | <b>23.6</b> | <b>19.9</b> | <b>17.3</b> | <b>20.0</b> | <b>16.9</b> | <b>13.2</b> | <b>11.0</b> | <b>13.4</b> | <b>6.3</b> | <b>316.1</b> |
| Dist. (m)              | <b>100</b>  | <b>100</b>  | <b>100</b>  | <b>100</b>  | <b>100</b>  | <b>100</b>  | <b>100</b>  | <b>100</b>  | <b>100</b>  | <b>100</b>  | <b>100</b>  | <b>100</b>  | <b>100</b>  | <b>100</b>  | <b>48</b>  | <b>1448</b>  |

**Table 10: Horn Lane (northbound) – Average speeds**

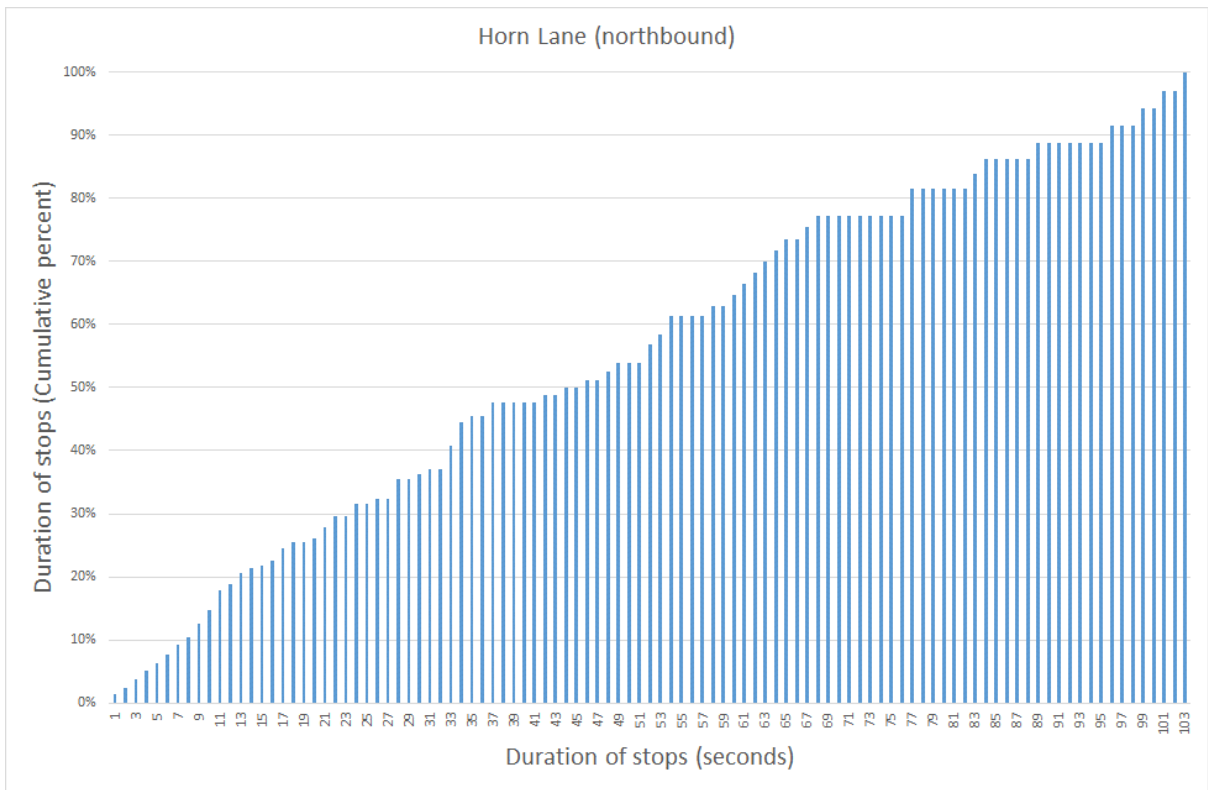
| Horn Lane (northbound) |    |    |    |    |    |    |    |    |    |    |    |    |    |    |    |          |
|------------------------|----|----|----|----|----|----|----|----|----|----|----|----|----|----|----|----------|
| Average speed (kph)    |    |    |    |    |    |    |    |    |    |    |    |    |    |    |    |          |
| Section                |    |    |    |    |    |    |    |    |    |    |    |    |    |    |    |          |
| Run                    | A  | B  | C  | D  | E  | F  | G  | H  | I  | J  | K  | L  | M  | N  | O  | Combined |
| 1                      | 2  | 25 | 24 | 24 | 13 | 4  | 24 | 17 | 7  | 17 | 14 | 42 | 42 | 40 | 38 | 11       |
| 2                      | 6  | 37 | 12 | 43 | 39 | 8  | 36 | 36 | 33 | 33 | 31 | 34 | 37 | 40 | 40 | 20       |
| 3                      | 12 | 36 | 21 | 35 | 32 | 26 | 24 | 31 | 32 | 33 | 40 | 41 | 41 | 38 | 23 | 28       |
| 4                      | 6  | 28 | 26 | 22 | 40 | 37 | 28 | 22 | 28 | 32 | 35 | 31 | 38 | 37 | 43 | 24       |
| 5                      | 4  | 23 | 10 | 39 | 35 | NA | NA | NA | 12 | 9  | 34 | 38 | 37 | 36 | 22 |          |
| 6                      | 8  | 29 | 9  | 37 | 33 | 23 | 11 | 35 | 31 | 23 | 31 | 41 | 39 | 35 | 10 | 20       |
| 7                      | 5  | 30 | 24 | 35 | 31 | 20 | 9  | 24 | 22 | 23 | 30 | 36 | NA | NA | 26 |          |
| 8                      | 11 | 32 | 10 | 29 | 30 | 25 | 24 | 30 | 32 | 33 | 35 | 17 | 39 | 32 | 24 | 23       |
| 9                      | 12 | 24 | 12 | 12 | 26 | 13 | 10 | 16 | 27 | 9  | 15 | 11 | 32 | 27 | 23 | 15       |
| 10                     | 22 | 35 | 35 | 37 | 33 | 5  | 17 | 31 | 30 | 31 | 38 | 40 | 39 | 38 | 40 | 25       |
| 11                     | 18 | 32 | 23 | 40 | 35 | 7  | 13 | 21 | 27 | 22 | 16 | 26 | 31 | 42 | 44 | 20       |
| 12                     | 3  | 26 | 33 | 26 | 34 | 31 | 12 | 18 | 20 | 20 | 10 | 38 | 44 | 44 | 43 | 16       |
| 13                     | 15 | 37 | 37 | 38 | 34 | 14 | 32 | 31 | 29 | 31 | 34 | 28 | 38 | 36 | 32 | 28       |
| 14                     | 4  | 7  | 40 | 35 | 25 | 21 | 17 | 27 | 29 | 32 | 28 | 38 | 37 | 28 | 8  | 16       |
| 15                     | 4  | 12 | 39 | 42 | 37 | 13 | 29 | 34 | 32 | 31 | 40 | 42 | 42 | 42 | 43 | 20       |
| 16                     | 3  | 3  | 38 | 28 | 23 | 6  | 31 | 33 | 28 | 13 | 31 | 36 | 36 | 34 | 32 | 12       |
| 17                     | 3  | 4  | 5  | 4  | 6  | 14 | 4  | 7  | 17 | 7  | 14 | 9  | 8  | 3  | 13 | 6        |
| 18                     | 15 | 38 | 22 | 23 | 19 | 35 | 33 | 20 | 29 | 20 | 36 | 33 | 20 | 43 | 41 | 26       |
| 19                     | 6  | 39 | 12 | 34 | 16 | 25 | 7  | 17 | 10 | 17 | 14 | 21 | 19 | 31 | 23 | 15       |
| 20                     | 22 | 34 | 39 | 38 | 35 | 34 | 32 | 35 | 15 | 11 | 14 | 27 | 35 | 33 | 7  | 23       |
| 21                     | 3  | 6  | 26 | 5  | 29 | 5  | 16 | 6  | 11 | 26 | 39 | 39 | 38 | 34 | 30 | 10       |
| 22                     | 5  | 27 | 8  | 17 | 18 | 20 | 8  | 21 | 11 | 8  | 10 | 11 | 25 | 38 | 36 | 12       |
| 23                     | 16 | 7  | 21 | 19 | 26 | 5  | 3  | 26 | 17 | 7  | 5  | 11 | 40 | 40 | 36 | 10       |
| 24                     | 11 | 24 | 17 | 28 | 21 | 24 | 32 | 28 | 32 | 35 | 42 | 40 | 41 | 41 | 41 | 26       |
| 25                     | 4  | 10 | 31 | 37 | 36 | 16 | 37 | 30 | 30 | 17 | 16 | 33 | 39 | 40 | 38 | 17       |
| 26                     | 10 | 35 | 26 | 35 | 28 | 7  | 20 | 4  | 23 | 19 | 36 | 38 | 38 | 35 | 22 | 16       |
| 27                     | NA | NA | NA | NA | NA | NA | NA | NA | NA | 10 | 9  | 32 | 38 | 38 | 39 |          |
| 28                     | 5  | 30 | 37 | 37 | 34 | 7  | 6  | NA | NA | NA | NA | NA | NA | NA | NA |          |
| 29                     | 5  | 35 | 16 | 38 | 23 | 17 | 24 | 32 | 33 | 34 | 40 | 41 | 40 | 37 | 31 | 21       |
| 30                     | 2  | 30 | 36 | 28 | 21 | 7  | 23 | 32 | 31 | 31 | 40 | 41 | 40 | 39 | 36 | 14       |
| 31                     | 5  | 15 | 7  | 18 | 24 | 33 | 23 | 19 | 15 | 26 | 37 | 41 | 41 | 41 | 41 | 17       |
| 32                     | 3  | 32 | 20 | 39 | 34 | 7  | 23 | 27 | 30 | 31 | 32 | 33 | 29 | 27 | 20 | 16       |
| 33                     | 5  | 12 | 12 | 22 | 14 | 8  | 28 | 29 | 29 | 33 | 38 | 38 | 38 | 36 | 34 | 16       |
| 34                     | 19 | 37 | 23 | 34 | 32 | 10 | 31 | 31 | 32 | 35 | 37 | 36 | 38 | 34 | 31 | 27       |
| 35                     | 6  | 38 | 39 | 39 | 33 | 8  | 33 | 34 | 26 | 15 | 37 | 35 | 40 | 34 | 35 | 21       |
| 36                     | 3  | 7  | 35 | 36 | 39 | 28 | 36 | 34 | 31 | 32 | 37 | 38 | 40 | 36 | 36 | 18       |
| 37                     | 4  | 39 | 26 | 37 | 32 | 8  | 25 | 32 | 30 | 16 | 32 | 35 | 31 | 35 | 39 | 18       |
| 38                     | 4  | 34 | 36 | 35 | 29 | 28 | 23 | 26 | 26 | 31 | 38 | 39 | 40 | 39 | 39 | 21       |
| 39                     | 8  | 32 | 16 | 33 | 31 | 30 | 17 | 4  | 26 | 29 | 38 | 38 | 42 | 42 | 41 | 18       |
| 40                     | 4  | 33 | 29 | 36 | 33 | 14 | 29 | 11 | 17 | 13 | 13 | 36 | 39 | 40 | 40 | 17       |
| Combined               | 5  | 16 | 18 | 23 | 25 | 11 | 15 | 18 | 21 | 18 | 21 | 27 | 33 | 27 | 26 | 16       |

**Table 11: Horn Lane (northbound) – Time spent stationary**

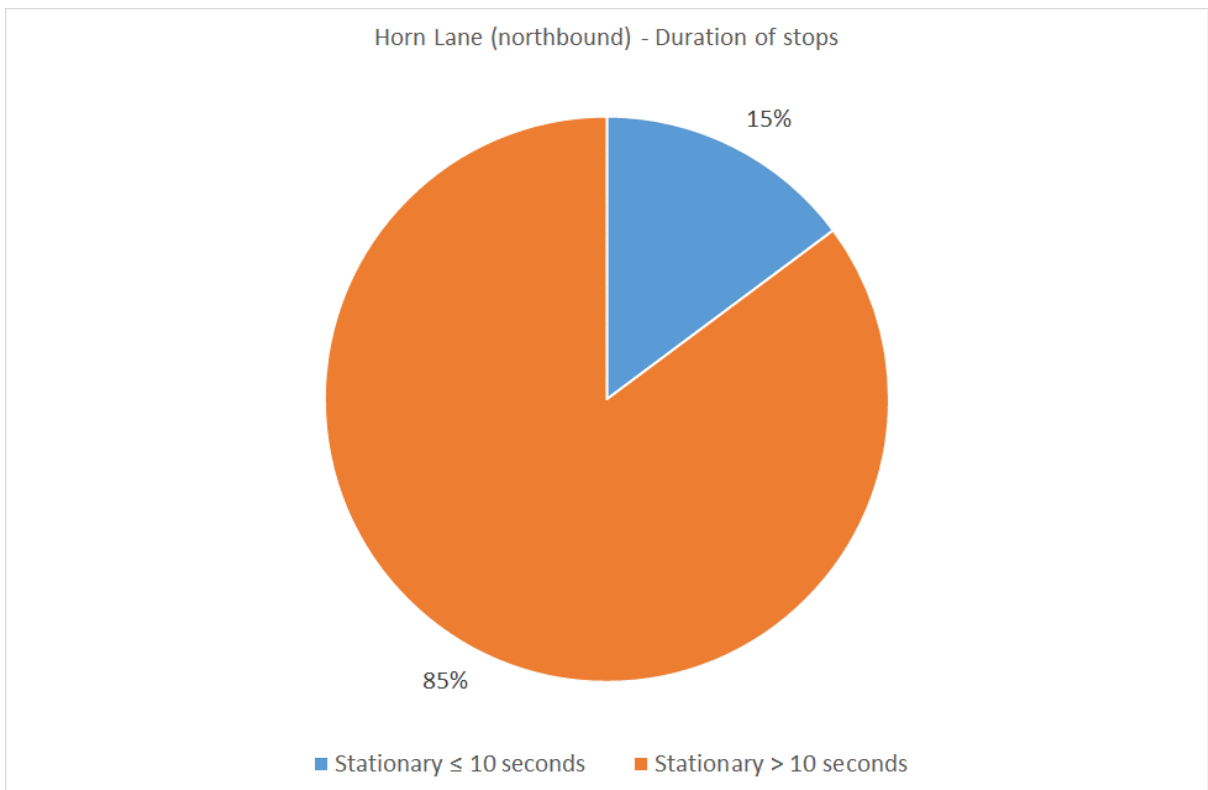
Horn Lane (northbound)

Percentage (%) time spent stationary

| Run      | A   | B   | C   | D   | E   | F   | G   | H   | I   | J   | K   | L   | M   | N   | O   | Combined |
|----------|-----|-----|-----|-----|-----|-----|-----|-----|-----|-----|-----|-----|-----|-----|-----|----------|
| 1        | 74% | 0%  | 0%  | 0%  | 0%  | 64% | 0%  | 0%  | 45% | 0%  | 0%  | 0%  | 0%  | 0%  | 0%  | 39%      |
| 2        | 72% | 0%  | 39% | 0%  | 0%  | 63% | 0%  | 0%  | 0%  | 0%  | 0%  | 0%  | 0%  | 0%  | 0%  | 35%      |
| 3        | 33% | 0%  | 0%  | 0%  | 0%  | 0%  | 0%  | 0%  | 0%  | 0%  | 0%  | 0%  | 0%  | 0%  | 0%  | 5%       |
| 4        | 61% | 0%  | 0%  | 1%  | 0%  | 0%  | 0%  | 0%  | 0%  | 0%  | 0%  | 0%  | 0%  | 0%  | 0%  | 16%      |
| 5        | 76% | 0%  | 47% | 0%  | 0%  | NA  | NA  | NA  | 14% | 23% | 0%  | 0%  | 0%  | 0%  | 0%  | 0%       |
| 6        | 51% | 0%  | 31% | 0%  | 0%  | 0%  | 34% | 0%  | 0%  | 0%  | 0%  | 0%  | 0%  | 0%  | 26% | 20%      |
| 7        | 74% | 0%  | 0%  | 0%  | 0%  | 0%  | 24% | 0%  | 0%  | 0%  | 0%  | 0%  | NA  | NA  | 0%  | 0%       |
| 8        | 50% | 0%  | 9%  | 0%  | 0%  | 0%  | 0%  | 0%  | 0%  | 0%  | 0%  | 17% | 0%  | 0%  | 0%  | 11%      |
| 9        | 43% | 0%  | 0%  | 16% | 0%  | 7%  | 3%  | 0%  | 0%  | 19% | 0%  | 26% | 0%  | 0%  | 0%  | 11%      |
| 10       | 0%  | 0%  | 0%  | 0%  | 0%  | 64% | 0%  | 0%  | 0%  | 0%  | 0%  | 0%  | 0%  | 0%  | 0%  | 16%      |
| 11       | 10% | 0%  | 0%  | 0%  | 0%  | 63% | 14% | 0%  | 0%  | 0%  | 0%  | 0%  | 0%  | 0%  | 0%  | 16%      |
| 12       | 82% | 0%  | 0%  | 0%  | 0%  | 0%  | 21% | 0%  | 0%  | 0%  | 0%  | 0%  | 0%  | 0%  | 0%  | 31%      |
| 13       | 19% | 0%  | 0%  | 0%  | 0%  | 0%  | 0%  | 0%  | 0%  | 0%  | 0%  | 0%  | 0%  | 0%  | 0%  | 2%       |
| 14       | 70% | 50% | 0%  | 0%  | 0%  | 0%  | 10% | 0%  | 0%  | 0%  | 0%  | 0%  | 0%  | 0%  | 40% | 33%      |
| 15       | 79% | 34% | 0%  | 0%  | 0%  | 36% | 0%  | 0%  | 0%  | 0%  | 0%  | 0%  | 0%  | 0%  | 0%  | 34%      |
| 16       | 79% | 60% | 0%  | 0%  | 0%  | 64% | 0%  | 0%  | 0%  | 16% | 0%  | 0%  | 0%  | 0%  | 0%  | 46%      |
| 17       | 78% | 65% | 47% | 52% | 19% | 0%  | 56% | 21% | 10% | 24% | 0%  | 31% | 22% | 64% | 0%  | 46%      |
| 18       | 27% | 0%  | 0%  | 0%  | 0%  | 0%  | 0%  | 0%  | 0%  | 0%  | 0%  | 0%  | 13% | 0%  | 0%  | 4%       |
| 19       | 73% | 0%  | 22% | 0%  | 16% | 0%  | 39% | 0%  | 0%  | 0%  | 0%  | 0%  | 0%  | 0%  | 0%  | 21%      |
| 20       | 0%  | 0%  | 0%  | 0%  | 0%  | 0%  | 0%  | 0%  | 5%  | 1%  | 0%  | 0%  | 0%  | 0%  | 42% | 5%       |
| 21       | 83% | 58% | 0%  | 61% | 0%  | 61% | 0%  | 26% | 0%  | 0%  | 0%  | 0%  | 0%  | 0%  | 0%  | 46%      |
| 22       | 74% | 0%  | 24% | 7%  | 0%  | 0%  | 37% | 0%  | 32% | 15% | 18% | 0%  | 0%  | 0%  | 0%  | 25%      |
| 23       | 0%  | 45% | 0%  | 0%  | 0%  | 45% | 60% | 0%  | 0%  | 10% | 42% | 47% | 0%  | 0%  | 0%  | 33%      |
| 24       | 44% | 0%  | 0%  | 0%  | 0%  | 0%  | 0%  | 0%  | 0%  | 0%  | 0%  | 0%  | 0%  | 0%  | 0%  | 8%       |
| 25       | 80% | 46% | 0%  | 0%  | 0%  | 21% | 0%  | 0%  | 0%  | 14% | 23% | 0%  | 0%  | 0%  | 0%  | 36%      |
| 26       | 47% | 0%  | 0%  | 0%  | 0%  | 60% | 0%  | 31% | 0%  | 0%  | 0%  | 0%  | 0%  | 0%  | 0%  | 24%      |
| 27       | NA  | NA  | NA  | NA  | NA  | NA  | NA  | NA  | NA  | 29% | 3%  | 0%  | 0%  | 0%  | 0%  | 0%       |
| 28       | 72% | 0%  | 0%  | 0%  | 0%  | 59% | 49% | NA  | NA  | NA  | NA  | NA  | NA  | NA  | NA  | 0%       |
| 29       | 77% | 0%  | 17% | 0%  | 0%  | 0%  | 0%  | 0%  | 0%  | 0%  | 0%  | 0%  | 0%  | 0%  | 0%  | 26%      |
| 30       | 82% | 0%  | 0%  | 0%  | 0%  | 60% | 0%  | 0%  | 0%  | 0%  | 0%  | 0%  | 0%  | 0%  | 0%  | 46%      |
| 31       | 71% | 0%  | 28% | 0%  | 0%  | 0%  | 0%  | 0%  | 0%  | 0%  | 0%  | 0%  | 0%  | 0%  | 0%  | 22%      |
| 32       | 81% | 0%  | 10% | 0%  | 0%  | 63% | 0%  | 0%  | 0%  | 0%  | 0%  | 0%  | 0%  | 0%  | 0%  | 40%      |
| 33       | 76% | 2%  | 13% | 0%  | 32% | 49% | 0%  | 0%  | 0%  | 0%  | 0%  | 0%  | 0%  | 0%  | 0%  | 30%      |
| 34       | 0%  | 0%  | 0%  | 0%  | 0%  | 36% | 0%  | 0%  | 0%  | 0%  | 0%  | 0%  | 0%  | 0%  | 0%  | 7%       |
| 35       | 70% | 0%  | 0%  | 0%  | 0%  | 56% | 0%  | 0%  | 0%  | 28% | 0%  | 0%  | 0%  | 0%  | 0%  | 30%      |
| 36       | 73% | 55% | 0%  | 0%  | 0%  | 0%  | 0%  | 0%  | 0%  | 0%  | 0%  | 0%  | 0%  | 0%  | 0%  | 37%      |
| 37       | 81% | 0%  | 0%  | 0%  | 0%  | 48% | 0%  | 0%  | 0%  | 0%  | 0%  | 0%  | 0%  | 0%  | 0%  | 35%      |
| 38       | 81% | 0%  | 0%  | 0%  | 0%  | 0%  | 0%  | 0%  | 0%  | 0%  | 0%  | 0%  | 0%  | 0%  | 0%  | 31%      |
| 39       | 48% | 0%  | 10% | 0%  | 0%  | 0%  | 0%  | 39% | 0%  | 0%  | 0%  | 0%  | 0%  | 0%  | 0%  | 20%      |
| 40       | 78% | 0%  | 0%  | 0%  | 0%  | 30% | 0%  | 34% | 0%  | 0%  | 0%  | 0%  | 0%  | 0%  | 0%  | 27%      |
| Combined | 70% | 31% | 16% | 16% | 4%  | 41% | 23% | 12% | 7%  | 8%  | 6%  | 8%  | 3%  | 17% | 9%  | 29%      |



**Figure 13: Horn Lane (northbound) – Duration of stops**



**Figure 14: Horn Lane (northbound) – Duration stationary >10 seconds**

**Table 12: Horn Lane (northbound) – Time spent >20mph**

| Horn Lane (northbound)                      |     |      |      |      |      |      |      |     |     |     |      |      |      |      |      |          |
|---|-----|------|------|------|------|------|------|-----|-----|-----|------|------|------|------|------|----------|
| Percentage (%) time spent >20mph (>32.2kph) |     |      |      |      |      |      |      |     |     |     |      |      |      |      |      |          |
| Section                                     |     |      |      |      |      |      |      |     |     |     |      |      |      |      |      |          |
| Run   | A   | B    | C    | D    | E    | F    | G    | H   | I   | J   | K    | L    | M    | N    | O    | Combined |
| 1   | 0%  | 2%   | 0%   | 0%   | 0%   | 0%   | 0%   | 0%  | 0%  | 0%  | 15%  | 100% | 100% | 100% | 100% | 8%       |
| 2   | 2%  | 100% | 18%  | 100% | 100% | 1%   | 92%  | 67% | 68% | 62% | 45%  | 84%  | 100% | 100% | 100% | 39%      |
| 3   | 0%  | 93%  | 13%  | 100% | 30%  | 0%   | 26%  | 57% | 60% | 60% | 100% | 100% | 100% | 99%  | 4%   | 46%      |
| 4   | 0%  | 2%   | 23%  | 33%  | 94%  | 100% | 39%  | 2%  | 29% | 47% | 81%  | 39%  | 96%  | 100% | 100% | 35%      |
| 5   | 0%  | 0%   | 19%  | 96%  | 96%  | NA   | NA   | NA  | 0%  | 0%  | 69%  | 100% | 100% | 100% | 4%   |          |
| 6   | 10% | 1%   | 0%   | 90%  | 63%  | 0%   | 13%  | 75% | 48% | 0%  | 41%  | 100% | 100% | 79%  | 0%   | 26%      |
| 7   | 0%  | 48%  | 13%  | 87%  | 38%  | 0%   | 0%   | 0%  | 0%  | 0%  | 20%  | 100% | NA   | NA   | 0%   |          |
| 8   | 0%  | 49%  | 3%   | 36%  | 31%  | 0%   | 0%   | 1%  | 46% | 62% | 84%  | 24%  | 100% | 43%  | 0%   | 24%      |
| 9   | 5%  | 0%   | 0%   | 0%   | 0%   | 0%   | 0%   | 0%  | 5%  | 0%  | 0%   | 0%   | 63%  | 1%   | 0%   | 3%       |
| 10  | 18% | 78%  | 91%  | 100% | 56%  | 0%   | 0%   | 30% | 4%  | 45% | 97%  | 91%  | 100% | 100% | 100% | 41%      |
| 11  | 5%  | 40%  | 27%  | 100% | 77%  | 0%   | 0%   | 0%  | 0%  | 0%  | 0%   | 0%   | 51%  | 100% | 100% | 17%      |
| 12  | 0%  | 29%  | 58%  | 4%   | 90%  | 47%  | 0%   | 0%  | 0%  | 0%  | 0%   | 82%  | 100% | 100% | 100% | 16%      |
| 13  | 0%  | 94%  | 100% | 100% | 98%  | 0%   | 40%  | 49% | 5%  | 53% | 85%  | 31%  | 100% | 100% | 53%  | 48%      |
| 14  | 0%  | 6%   | 100% | 94%  | 0%   | 0%   | 15%  | 49% | 7%  | 53% | 28%  | 99%  | 100% | 14%  | 0%   | 19%      |
| 15  | 3%  | 8%   | 98%  | 100% | 98%  | 1%   | 8%   | 70% | 62% | 54% | 100% | 100% | 100% | 100% | 100% | 36%      |
| 16  | 0%  | 1%   | 100% | 52%  | 0%   | 0%   | 25%  | 71% | 3%  | 0%  | 38%  | 100% | 100% | 91%  | 52%  | 15%      |
| 17  | 1%  | 0%   | 0%   | 0%   | 0%   | 0%   | 0%   | 0%  | 0%  | 0%  | 0%   | 0%   | 0%   | 0%   | 0%   | 0%       |
| 18  | 5%  | 100% | 24%  | 0%   | 11%  | 100% | 55%  | 30% | 4%  | 6%  | 100% | 61%  | 29%  | 100% | 100% | 36%      |
| 19  | 6%  | 100% | 5%   | 71%  | 0%   | 8%   | 0%   | 0%  | 0%  | 0%  | 0%   | 0%   | 17%  | 34%  | 0%   | 8%       |
| 20  | 0%  | 75%  | 100% | 100% | 96%  | 85%  | 47%  | 70% | 0%  | 0%  | 0%   | 0%   | 66%  | 70%  | 0%   | 32%      |
| 21  | 0%  | 0%   | 9%   | 0%   | 1%   | 0%   | 0%   | 0%  | 0%  | 31% | 100% | 100% | 100% | 71%  | 20%  | 8%       |
| 22  | 0%  | 0%   | 0%   | 0%   | 0%   | 0%   | 0%   | 0%  | 0%  | 0%  | 0%   | 0%   | 22%  | 100% | 100% | 4%       |
| 23  | 0%  | 0%   | 22%  | 30%  | 13%  | 0%   | 0%   | 0%  | 0%  | 0%  | 0%   | 18%  | 100% | 100% | 100% | 8%       |
| 24  | 0%  | 0%   | 0%   | 20%  | 0%   | 12%  | 48%  | 5%  | 47% | 67% | 100% | 100% | 100% | 100% | 100% | 31%      |
| 25  | 0%  | 0%   | 40%  | 100% | 82%  | 1%   | 93%  | 48% | 44% | 0%  | 22%  | 64%  | 100% | 100% | 100% | 26%      |
| 26  | 0%  | 87%  | 39%  | 80%  | 1%   | 0%   | 0%   | 0%  | 0%  | 0%  | 83%  | 100% | 100% | 88%  | 0%   | 18%      |
| 27  | NA  | NA   | NA   | NA   | NA   | NA   | NA   | NA  | NA  | 0%  | 0%   | 58%  | 100% | 100% | 100% |          |
| 28  | 2%  | 44%  | 100% | 100% | 74%  | 0%   | 0%   | NA  | NA  | NA  | NA   | NA   | NA   | NA   | NA   |          |
| 29  | 0%  | 95%  | 22%  | 95%  | 0%   | 0%   | 21%  | 59% | 63% | 52% | 92%  | 100% | 100% | 99%  | 29%  | 33%      |
| 30  | 0%  | 44%  | 100% | 46%  | 0%   | 0%   | 0%   | 57% | 43% | 55% | 100% | 100% | 100% | 100% | 100% | 22%      |
| 31  | 0%  | 0%   | 0%   | 0%   | 0%   | 64%  | 18%  | 0%  | 0%  | 0%  | 84%  | 100% | 100% | 100% | 100% | 16%      |
| 32  | 0%  | 42%  | 25%  | 100% | 91%  | 0%   | 0%   | 0%  | 7%  | 36% | 39%  | 73%  | 15%  | 0%   | 0%   | 14%      |
| 33  | 2%  | 1%   | 9%   | 28%  | 25%  | 0%   | 25%  | 23% | 0%  | 64% | 100% | 100% | 100% | 100% | 79%  | 22%      |
| 34  | 4%  | 100% | 16%  | 99%  | 54%  | 0%   | 32%  | 41% | 51% | 79% | 100% | 100% | 100% | 85%  | 23%  | 47%      |
| 35  | 3%  | 100% | 100% | 100% | 64%  | 0%   | 51%  | 70% | 20% | 23% | 100% | 96%  | 100% | 69%  | 72%  | 39%      |
| 36  | 1%  | 3%   | 100% | 100% | 100% | 13%  | 100% | 64% | 38% | 56% | 100% | 100% | 100% | 82%  | 89%  | 36%      |
| 37  | 3%  | 100% | 35%  | 100% | 47%  | 0%   | 1%   | 59% | 35% | 0%  | 36%  | 98%  | 37%  | 65%  | 100% | 25%      |
| 38  | 6%  | 60%  | 100% | 82%  | 5%   | 0%   | 0%   | 13% | 0%  | 53% | 100% | 100% | 100% | 97%  | 90%  | 32%      |
| 39  | 2%  | 53%  | 0%   | 74%  | 26%  | 7%   | 0%   | 0%  | 0%  | 29% | 92%  | 91%  | 100% | 100% | 100% | 21%      |
| 40  | 1%  | 63%  | 26%  | 100% | 62%  | 0%   | 16%  | 15% | 0%  | 0%  | 0%   | 93%  | 100% | 100% | 100% | 22%      |
| Combined                                    | 1%  | 20%  | 22%  | 42%  | 30%  | 4%   | 10%  | 16% | 12% | 15% | 33%  | 54%  | 72%  | 59%  | 40%  | 20%      |

**Table 13: Horn Lane (southbound) – Journey times**

| Horn Lane (southbound) |   |      |      |      |      |      |      |      |      |      |      |      |       |      |      |       |
|------------------------|---|------|------|------|------|------|------|------|------|------|------|------|-------|------|------|-------|
| Journey Time (seconds) |   |      |      |      |      |      |      |      |      |      |      |      |       |      |      |       |
| Section                |   |      |      |      |      |      |      |      |      |      |      |      |       |      |      |       |
| Run                    | A | B    | C    | D    | E    | F    | G    | H    | I    | J    | K    | L    | M     | N    | O    | Total |
| 1                      |   | 6.1  | 12.7 | 9.1  | 11.0 | 13.8 | 13.6 | 12.5 | 14.3 | 13.0 | 11.7 | 11.5 | 10.0  | 11.0 | 6.3  | 156.6 |
| 2                      |   | 6.0  | 9.9  | 7.8  | 17.3 | 12.6 | 8.8  | 9.2  | 11.1 | 10.5 | 9.4  | 9.4  | 9.1   | 11.0 | 9.7  | 141.8 |
| 3                      |   | 5.4  | 9.8  | 8.8  | 9.1  | 12.3 | 13.3 | 11.7 | 17.1 | 18.0 | 8.8  | 9.3  | 9.1   | 10.4 | 7.3  | 150.4 |
| 4                      |   | 6.1  | 12.1 | 10.3 | 25.3 | 15.4 | 12.6 | 12.0 | 15.5 | 14.8 | 9.8  | 14.5 | 11.7  | 32.5 | 6.3  | 198.9 |
| 5                      |   | NA   | NA   | 9.1  | 13.3 | 15.3 | 14.9 | 13.0 | 15.4 | 16.4 | 9.8  | 19.1 | 9.3   | 10.2 | 5.5  |       |
| 6                      |   | 5.2  | 11.1 | 47.8 | 12.6 | 15.4 | 14.6 | 32.8 | 22.9 | 10.6 | 9.0  | 9.7  | 8.8   | 8.6  | 4.5  | 213.6 |
| 7                      |   | 5.6  | 11.0 | 9.4  | 48.5 | 34.6 | 11.0 | 11.7 | 11.7 | 10.8 | 9.7  | 16.9 | 9.8   | 9.4  | 4.8  | 204.9 |
| 8                      |   | 5.6  | 10.1 | 8.2  | 8.5  | 10.1 | 10.1 | 10.6 | 11.6 | 9.9  | 8.4  | 8.6  | 8.2   | 8.2  | 4.2  | 122.3 |
| 9                      |   | 6.6  | 15.1 | 11.6 | 11.6 | NA   | NA   | 10.8 | 25.1 | 18.0 | 9.3  | 31.2 | 130.0 | 86.3 | 19.5 |       |
| 10                     |   | 5.8  | 10.5 | 28.6 | 51.3 | 17.0 | NA   | 24.9 | 14.3 | 13.3 | 12.1 | 15.5 | 83.1  | 63.3 | 7.0  |       |
| 11                     |   | 5.6  | 10.2 | 8.7  | 10.2 | 11.8 | 10.1 | 10.2 | 10.9 | 10.5 | 9.4  | 9.9  | 8.9   | 15.9 | 5.5  | 137.8 |
| 12                     |   | 5.3  | 9.4  | 8.8  | 47.2 | 13.6 | 9.3  | 9.4  | 10.6 | 10.1 | 8.9  | 8.7  | 8.9   | 8.9  | 4.3  | 163.4 |
| 13                     |   | 5.3  | 9.4  | 8.6  | 13.0 | 21.5 | 10.3 | 10.3 | 10.7 | 10.4 | 9.2  | 9.2  | 9.0   | 9.3  | 4.9  | 141.1 |
| 14                     |   | 5.6  | 10.2 | 17.6 | 36.1 | 15.6 | 12.0 | 11.4 | 20.1 | 13.4 | 9.8  | 9.3  | 8.9   | 8.9  | 4.3  | 183.2 |
| 15                     |   | 6.4  | 18.0 | 17.6 | 12.5 | 12.1 | 37.8 | 11.7 | 12.2 | 11.3 | 9.0  | 9.1  | 8.9   | 9.1  | 6.3  | 182.0 |
| 16                     |   | 49.7 | 73.7 | 58.7 | 70.1 | 20.7 | 11.5 | 12.7 | 10.9 | 10.6 | 9.2  | 9.0  | 8.8   | 10.3 | 6.7  | 362.6 |
| 17                     |   | 5.3  | 10.3 | 8.6  | 33.7 | 16.5 | 10.2 | 10.0 | 10.4 | 9.8  | 9.1  | 8.9  | 8.7   | NA   | NA   |       |
| 18                     |   | 6.1  | 13.7 | 9.6  | 45.7 | 13.6 | 11.1 | 16.5 | 18.6 | 10.8 | 9.5  | 9.2  | 8.8   | 18.1 | 7.5  | 198.8 |
| 19                     |   | 5.4  | 10.1 | 10.8 | 55.4 | 20.7 | 15.8 | 11.7 | NA   | 9.0  | 8.9  | 8.7  | 8.7   | 8.5  | NA   |       |
| 20                     |   | 6.2  | 15.3 | 11.1 | 29.8 | 12.6 | 16.9 | 15.2 | 28.1 | 14.5 | 9.5  | 9.4  | 8.9   | 29.0 | 6.4  | 212.9 |
| 21                     |   | 6.1  | 11.0 | 8.9  | 55.1 | 13.9 | 11.0 | 11.1 | 12.1 | 11.1 | 10.1 | 9.1  | 8.5   | 8.7  | 4.3  | 181.0 |
| 22                     |   | 6.4  | 11.3 | 10.3 | 56.2 | 12.5 | 10.5 | 12.6 | 12.7 | 12.0 | 9.8  | 9.4  | 9.2   | 9.6  | 23.8 | 206.3 |
| 23                     |   | 5.9  | 10.9 | 10.2 | 14.7 | 15.9 | 12.1 | 26.6 | 22.9 | 13.6 | 17.8 | 11.5 | 9.2   | NA   | NA   |       |
| 24                     |   | NA   | NA   | NA   | 35.4 | 13.7 | 18.8 | 14.4 | 13.9 | 13.1 | 9.4  | 9.1  | 9.4   | 12.2 | 8.4  |       |
| 25                     |   | 5.8  | 13.9 | 11.2 | 9.6  | 10.6 | 12.5 | 10.4 | 11.8 | 12.0 | 11.3 | 9.8  | 9.6   | 11.0 | 6.7  | 146.2 |
| 26                     |   | 6.0  | 10.7 | 9.3  | 35.6 | 14.4 | 10.5 | 26.1 | 18.7 | 19.8 | 15.5 | 24.8 | 9.6   | 9.5  | 5.0  | 215.5 |
| 27                     |   | 5.6  | 11.2 | 8.5  | 14.8 | 13.5 | 10.7 | 11.0 | 11.7 | 10.7 | 9.0  | 8.7  | 9.5   | 41.3 | 8.3  | 174.5 |
| 28                     |   | 13.6 | 12.2 | 9.3  | 49.2 | 13.7 | 12.2 | 11.1 | 12.6 | 12.9 | 10.9 | 9.7  | 9.3   | 9.2  | 4.3  | 190.2 |
| 29                     |   | 7.0  | 17.2 | 12.7 | 42.7 | 13.9 | 12.1 | 11.8 | 14.5 | 10.8 | 10.1 | 21.9 | 10.1  | 9.9  | 4.8  | 199.5 |
| 30                     |   | 5.3  | 9.9  | 9.0  | 78.0 | 13.7 | NA   | 11.6 | 11.3 | 10.1 | 9.2  | 9.4  | 9.0   | 12.1 | 27.8 |       |
| 31                     |   | 14.2 | 12.1 | 15.1 | 55.0 | 14.3 | 14.1 | 17.1 | 26.7 | 10.6 | 9.9  | 9.9  | 10.1  | 9.3  | 4.6  | 223.0 |
| 32                     |   | 5.5  | 10.1 | 9.5  | 35.4 | 13.9 | 10.8 | 10.6 | 21.2 | 15.1 | 9.1  | 9.3  | 9.0   | 9.2  | 4.7  | 173.4 |
| 33                     |   | 6.1  | 10.3 | 9.6  | 10.0 | 10.9 | 9.7  | 11.0 | 13.5 | 11.1 | 10.1 | 9.7  | 8.9   | 26.9 | 7.6  | 155.4 |
| 34                     |   | 5.7  | 10.7 | 8.6  | 9.0  | 12.2 | 14.5 | 18.8 | 11.9 | 10.3 | 9.0  | 18.2 | 9.8   | 9.2  | 4.4  | 152.3 |
| 35                     |   | 9.6  | 15.6 | 9.9  | 9.9  | 13.7 | 16.0 | 15.6 | 22.0 | 12.3 | 10.5 | 18.4 | 11.2  | 10.7 | 5.3  | 180.7 |
| 36                     |   | 7.3  | 10.6 | 10.4 | 16.9 | 16.3 | 17.8 | 26.8 | 26.5 | 16.3 | 12.5 | 9.7  | 9.3   | 8.9  | 4.1  | 193.4 |
| 37                     |   | 6.6  | 17.6 | 10.8 | 34.7 | 18.9 | 28.8 | 17.1 | 13.5 | 12.5 | 17.1 | 14.9 | 9.6   | 9.8  | 4.5  | 216.4 |
| Mean                   |   | 7.7  | 13.7 | 13.2 | 30.4 | 15.0 | 13.7 | 14.4 | 15.8 | 12.4 | 10.3 | 12.2 | 14.6  | 16.5 | 7.3  | 185.5 |
| Dist. (m)              |   | 35   | 100  | 100  | 100  | 100  | 100  | 100  | 100  | 100  | 100  | 100  | 100   | 100  | 48   | 1283  |



**Table 14: Horn Lane (southbound) – Average speeds**

Horn Lane (southbound)  
Average speed (kph)

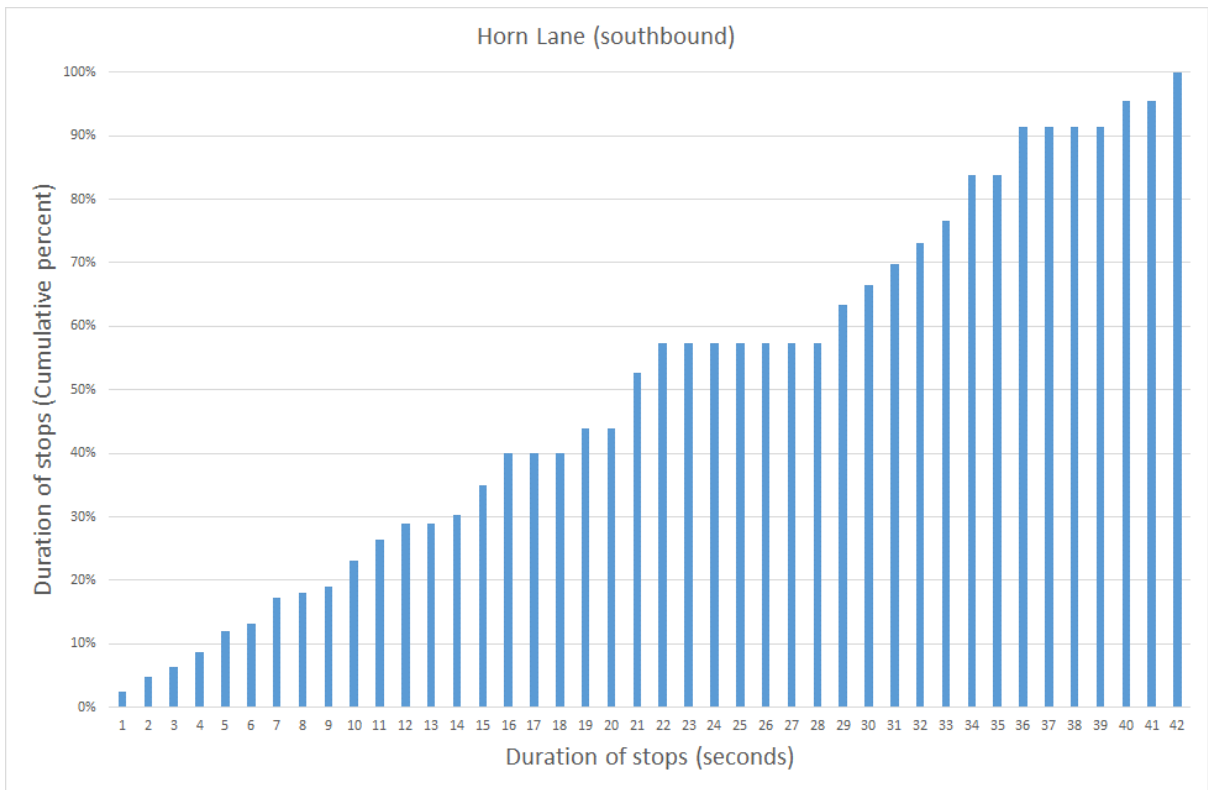
| Run      | Section |    |    |    |    |    |    |    |    |    |    |    |    |    | Combined |    |
|----------|---------|----|----|----|----|----|----|----|----|----|----|----|----|----|----------|----|
|          | A       | B  | C  | D  | E  | F  | G  | H  | I  | J  | K  | L  | M  | N  |          | O  |
| 1        |         | 24 | 29 | 40 | 32 | 27 | 26 | 29 | 25 | 28 | 31 | 31 | 35 | 33 | 28       | 30 |
| 2        |         | 25 | 37 | 46 | 21 | 30 | 40 | 39 | 33 | 34 | 38 | 38 | 39 | 33 | 18       | 33 |
| 3        |         | 27 | 37 | 41 | 39 | 30 | 27 | 30 | 21 | 20 | 41 | 39 | 39 | 34 | 24       | 31 |
| 4        |         | 23 | 30 | 35 | 14 | 24 | 28 | 30 | 24 | 24 | 37 | 25 | 31 | 11 | 28       | 23 |
| 5        |         | NA | NA | 39 | 26 | 24 | 24 | 27 | 24 | 22 | 35 | 19 | 38 | 35 | 33       |    |
| 6        |         | 27 | 32 | 7  | 27 | 24 | 25 | 12 | 15 | 33 | 40 | 38 | 40 | 42 | 40       | 21 |
| 7        |         | 28 | 33 | 38 | 7  | 11 | 31 | 31 | 31 | 33 | 37 | 21 | 36 | 38 | 38       | 23 |
| 8        |         | 27 | 36 | 44 | 43 | 36 | 35 | 34 | 31 | 36 | 43 | 42 | 43 | 44 | 43       | 38 |
| 9        |         | 22 | 24 | 32 | 31 | NA | NA | 32 | 14 | 20 | 39 | 11 | 3  | 4  | 9        |    |
| 10       |         | 25 | 32 | 16 | 7  | 21 | NA | 15 | 26 | 26 | 32 | 26 | 5  | 5  | 25       |    |
| 11       |         | 27 | 36 | 41 | 36 | 32 | 35 | 35 | 33 | 34 | 38 | 37 | 40 | 22 | 32       | 34 |
| 12       |         | 29 | 39 | 41 | 8  | 27 | 38 | 38 | 34 | 35 | 41 | 41 | 40 | 40 | 41       | 28 |
| 13       |         | 28 | 39 | 42 | 28 | 17 | 34 | 35 | 34 | 35 | 39 | 39 | 39 | 39 | 37       | 33 |
| 14       |         | 27 | 36 | 20 | 10 | 24 | 30 | 32 | 18 | 27 | 37 | 39 | 40 | 40 | 42       | 25 |
| 15       |         | 23 | 20 | 21 | 29 | 30 | 9  | 31 | 30 | 32 | 40 | 40 | 40 | 39 | 28       | 25 |
| 16       |         | 3  | 5  | 6  | 5  | 18 | 30 | 28 | 33 | 34 | 39 | 40 | 41 | 35 | 26       | 13 |
| 17       |         | 28 | 35 | 42 | 10 | 23 | 35 | 36 | 35 | 37 | 40 | 41 | 41 | NA | NA       |    |
| 18       |         | 24 | 26 | 37 | 8  | 27 | 31 | 22 | 20 | 33 | 38 | 39 | 41 | 20 | 23       | 23 |
| 19       |         | 26 | 36 | 33 | 6  | 18 | 23 | 31 | NA | 37 | 41 | 41 | 41 | 42 | NA       |    |
| 20       |         | 24 | 24 | 32 | 12 | 29 | 20 | 24 | 13 | 25 | 38 | 38 | 40 | 13 | 27       | 22 |
| 21       |         | 26 | 33 | 40 | 7  | 27 | 32 | 33 | 30 | 32 | 36 | 39 | 42 | 41 | 42       | 26 |
| 22       |         | 22 | 33 | 35 | 6  | 30 | 33 | 29 | 29 | 30 | 37 | 38 | 39 | 37 | 7        | 22 |
| 23       |         | 24 | 34 | 36 | 25 | 23 | 29 | 13 | 16 | 27 | 20 | 31 | 38 | NA | NA       |    |
| 24       |         | NA | NA | NA | 10 | 27 | 19 | 25 | 26 | 27 | 38 | 39 | 38 | 29 | 21       |    |
| 25       |         | 27 | 26 | 32 | 37 | 36 | 28 | 34 | 31 | 30 | 32 | 37 | 38 | 33 | 26       | 32 |
| 26       |         | 26 | 34 | 38 | 10 | 26 | 34 | 14 | 19 | 18 | 23 | 15 | 37 | 38 | 35       | 22 |
| 27       |         | 26 | 32 | 43 | 24 | 28 | 33 | 33 | 31 | 34 | 40 | 42 | 38 | 9  | 21       | 27 |
| 28       |         | 11 | 30 | 39 | 7  | 27 | 28 | 32 | 29 | 28 | 33 | 37 | 38 | 39 | 41       | 24 |
| 29       |         | 27 | 21 | 28 | 7  | 27 | 28 | 30 | 24 | 33 | 35 | 15 | 36 | 36 | 37       | 23 |
| 30       |         | 27 | 36 | 40 | 5  | 27 | NA | 31 | 33 | 36 | 40 | 38 | 40 | 32 | 6        |    |
| 31       |         | 11 | 30 | 24 | 7  | 26 | 25 | 21 | 13 | 34 | 36 | 37 | 36 | 38 | 39       | 21 |
| 32       |         | 27 | 36 | 38 | 10 | 27 | 33 | 34 | 17 | 24 | 39 | 38 | 40 | 39 | 38       | 27 |
| 33       |         | 25 | 36 | 37 | 35 | 34 | 36 | 32 | 27 | 32 | 36 | 37 | 40 | 13 | 23       | 30 |
| 34       |         | 27 | 34 | 42 | 40 | 31 | 24 | 19 | 31 | 35 | 40 | 19 | 36 | 39 | 41       | 30 |
| 35       |         | 15 | 23 | 36 | 37 | 27 | 22 | 23 | 16 | 29 | 34 | 20 | 32 | 33 | 34       | 26 |
| 36       |         | 20 | 34 | 34 | 20 | 23 | 21 | 16 | 14 | 22 | 24 | 36 | 38 | 40 | 40       | 24 |
| 37       |         | 22 | 21 | 33 | 11 | 20 | 13 | 21 | 27 | 29 | 21 | 25 | 37 | 37 | 36       | 21 |
| Combined |         | 19 | 27 | 27 | 12 | 25 | 26 | 25 | 23 | 29 | 35 | 29 | 25 | 22 | 24       | 24 |

**Table 15: Horn Lane (southbound) – Time spent stationary**

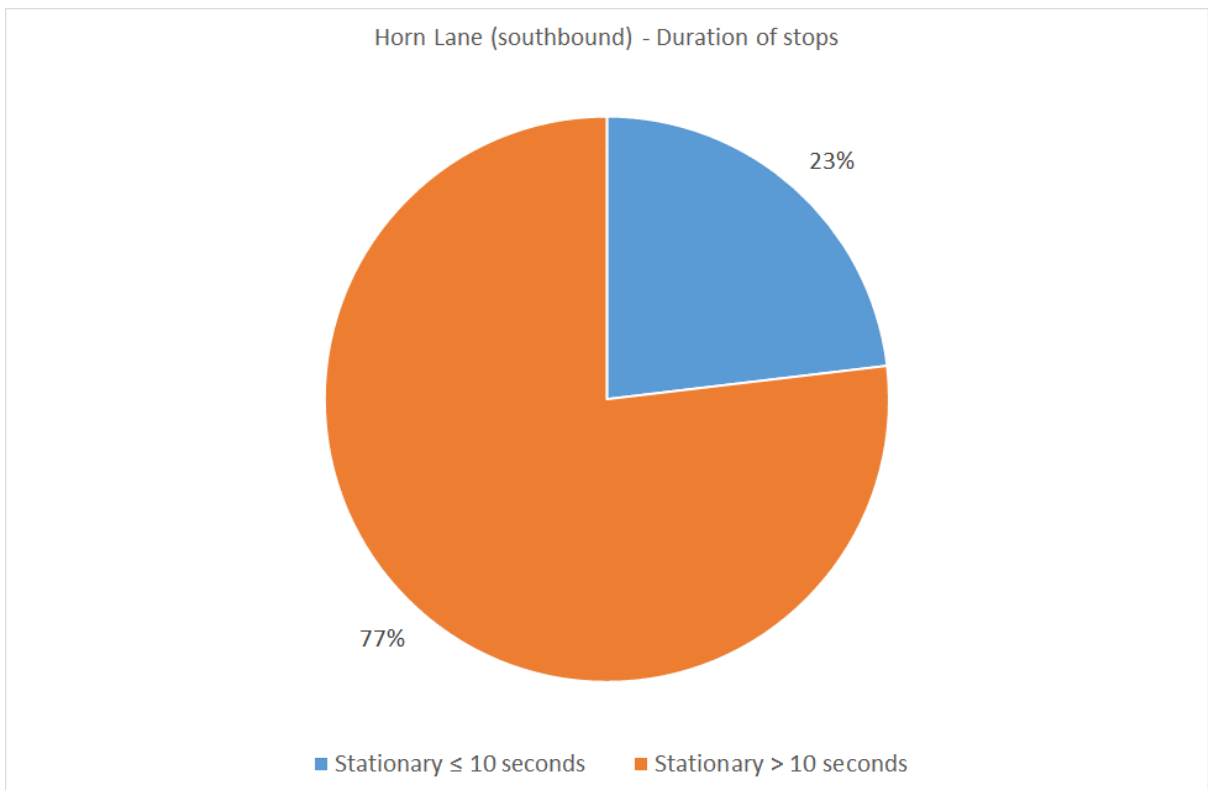
Horn Lane (southbound)

Percentage (%) time spent stationary

| Run      | Section |     |     |     |     |     |     |     |     |    |    |     |     |     | Combined |     |    |
|----------|---------|-----|-----|-----|-----|-----|-----|-----|-----|----|----|-----|-----|-----|----------|-----|----|
|          | A       | B   | C   | D   | E   | F   | G   | H   | I   | J  | K  | L   | M   | N   |          | O   |    |
| 1        |         | 0%  | 0%  | 0%  | 0%  | 0%  | 0%  | 0%  | 0%  | 0% | 0% | 0%  | 0%  | 0%  | 0%       | 0%  | 0% |
| 2        |         | 0%  | 0%  | 0%  | 14% | 0%  | 0%  | 0%  | 0%  | 0% | 0% | 0%  | 0%  | 0%  | 0%       | 0%  | 2% |
| 3        |         | 0%  | 0%  | 0%  | 0%  | 0%  | 0%  | 0%  | 0%  | 9% | 0% | 0%  | 0%  | 0%  | 0%       | 1%  |    |
| 4        |         | 0%  | 0%  | 0%  | 23% | 0%  | 0%  | 0%  | 0%  | 0% | 0% | 0%  | 0%  | 33% | 0%       | 8%  |    |
| 5        |         | NA  | NA  | 0%  | 0%  | 0%  | 0%  | 0%  | 0%  | 0% | 0% | 2%  | 0%  | 0%  | 0%       |     |    |
| 6        |         | 0%  | 0%  | 64% | 0%  | 0%  | 0%  | 39% | 10% | 0% | 0% | 0%  | 0%  | 0%  | 0%       | 21% |    |
| 7        |         | 0%  | 0%  | 0%  | 64% | 32% | 0%  | 0%  | 0%  | 0% | 0% | 0%  | 0%  | 0%  | 0%       | 20% |    |
| 8        |         | 0%  | 0%  | 0%  | 0%  | 0%  | 0%  | 0%  | 0%  | 0% | 0% | 0%  | 0%  | 0%  | 0%       | 0%  |    |
| 9        |         | 0%  | 0%  | 0%  | 0%  | NA  | NA  | 0%  | 0%  | 0% | 0% | 6%  | 54% | 44% | 0%       |     |    |
| 10       |         | 0%  | 0%  | 5%  | 59% | 0%  | NA  | 0%  | 0%  | 0% | 0% | 0%  | 15% | 35% | 0%       |     |    |
| 11       |         | 0%  | 0%  | 0%  | 0%  | 0%  | 0%  | 0%  | 0%  | 0% | 0% | 0%  | 0%  | 0%  | 0%       | 0%  |    |
| 12       |         | 0%  | 0%  | 0%  | 69% | 0%  | 0%  | 0%  | 0%  | 0% | 0% | 0%  | 0%  | 0%  | 0%       | 20% |    |
| 13       |         | 0%  | 0%  | 0%  | 0%  | 12% | 0%  | 0%  | 0%  | 0% | 0% | 0%  | 0%  | 0%  | 0%       | 2%  |    |
| 14       |         | 0%  | 0%  | 0%  | 26% | 0%  | 0%  | 0%  | 0%  | 0% | 0% | 0%  | 0%  | 0%  | 0%       | 5%  |    |
| 15       |         | 0%  | 0%  | 0%  | 0%  | 0%  | 35% | 0%  | 0%  | 0% | 0% | 0%  | 0%  | 0%  | 0%       | 7%  |    |
| 16       |         | 35% | 39% | 57% | 57% | 0%  | 0%  | 0%  | 0%  | 0% | 0% | 0%  | 0%  | 0%  | 0%       | 33% |    |
| 17       |         | 0%  | 0%  | 0%  | 60% | 0%  | 0%  | 0%  | 0%  | 0% | 0% | 0%  | 0%  | NA  | NA       |     |    |
| 18       |         | 0%  | 0%  | 0%  | 63% | 0%  | 0%  | 0%  | 0%  | 0% | 0% | 0%  | 0%  | 26% | 0%       | 17% |    |
| 19       |         | 0%  | 0%  | 0%  | 61% | 0%  | 0%  | 0%  | NA  | 0% | 0% | 0%  | 0%  | 0%  | NA       |     |    |
| 20       |         | 0%  | 0%  | 0%  | 32% | 0%  | 0%  | 0%  | 24% | 0% | 0% | 0%  | 0%  | 47% | 0%       | 14% |    |
| 21       |         | 0%  | 0%  | 0%  | 76% | 0%  | 0%  | 0%  | 0%  | 0% | 0% | 0%  | 0%  | 0%  | 0%       | 23% |    |
| 22       |         | 0%  | 0%  | 0%  | 62% | 0%  | 0%  | 0%  | 0%  | 0% | 0% | 0%  | 0%  | 0%  | 40%      | 21% |    |
| 23       |         | 0%  | 0%  | 0%  | 0%  | 0%  | 0%  | 14% | 0%  | 0% | 0% | 0%  | 0%  | NA  | NA       |     |    |
| 24       |         | NA  | NA  | NA  | 46% | 0%  | 0%  | 0%  | 0%  | 0% | 0% | 0%  | 0%  | 0%  | 0%       |     |    |
| 25       |         | 0%  | 0%  | 0%  | 0%  | 0%  | 0%  | 0%  | 0%  | 0% | 0% | 0%  | 0%  | 0%  | 0%       | 0%  |    |
| 26       |         | 0%  | 0%  | 0%  | 44% | 0%  | 0%  | 0%  | 0%  | 0% | 0% | 27% | 0%  | 0%  | 0%       | 10% |    |
| 27       |         | 0%  | 0%  | 0%  | 0%  | 0%  | 0%  | 0%  | 0%  | 0% | 0% | 0%  | 0%  | 28% | 0%       | 7%  |    |
| 28       |         | 0%  | 0%  | 0%  | 60% | 0%  | 0%  | 0%  | 0%  | 0% | 0% | 0%  | 0%  | 0%  | 0%       | 16% |    |
| 29       |         | 0%  | 0%  | 0%  | 50% | 0%  | 0%  | 0%  | 0%  | 0% | 0% | 23% | 0%  | 0%  | 0%       | 13% |    |
| 30       |         | 0%  | 0%  | 0%  | 69% | 0%  | NA  | 0%  | 0%  | 0% | 0% | 0%  | 0%  | 0%  | 39%      |     |    |
| 31       |         | 0%  | 0%  | 0%  | 71% | 0%  | 0%  | 0%  | 12% | 0% | 0% | 0%  | 0%  | 0%  | 0%       | 19% |    |
| 32       |         | 0%  | 0%  | 0%  | 51% | 0%  | 0%  | 0%  | 0%  | 0% | 0% | 0%  | 0%  | 0%  | 0%       | 10% |    |
| 33       |         | 0%  | 0%  | 0%  | 0%  | 0%  | 0%  | 0%  | 0%  | 0% | 0% | 0%  | 0%  | 55% | 0%       | 10% |    |
| 34       |         | 0%  | 0%  | 0%  | 0%  | 0%  | 0%  | 11% | 0%  | 0% | 0% | 4%  | 0%  | 0%  | 0%       | 2%  |    |
| 35       |         | 0%  | 0%  | 0%  | 0%  | 0%  | 0%  | 0%  | 0%  | 0% | 0% | 0%  | 0%  | 0%  | 0%       | 0%  |    |
| 36       |         | 0%  | 0%  | 0%  | 0%  | 0%  | 0%  | 0%  | 0%  | 0% | 0% | 0%  | 0%  | 0%  | 0%       | 0%  |    |
| 37       |         | 0%  | 0%  | 0%  | 46% | 0%  | 3%  | 0%  | 0%  | 0% | 0% | 0%  | 0%  | 0%  | 0%       | 8%  |    |
| Combined |         | 6%  | 6%  | 14% | 47% | 2%  | 3%  | 3%  | 2%  | 0% | 0% | 3%  | 15% | 20% | 8%       | 13% |    |



**Figure 15: Horn Lane (southbound) – Duration of stops**



**Figure 16: Horn Lane (southbound) – Duration stationary >10 seconds**

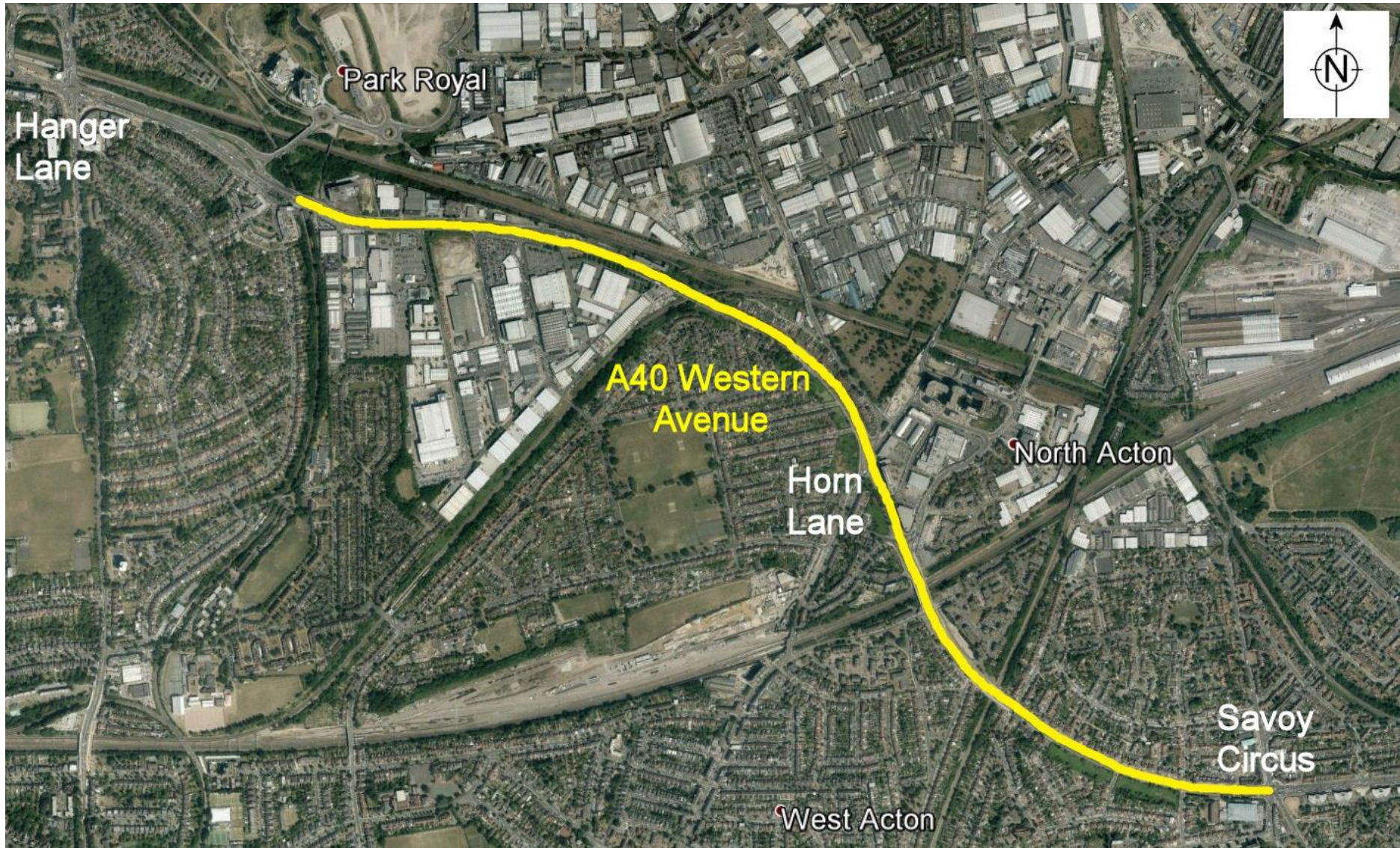
**Table 16: Horn Lane (southbound) – Time spent >20mph**

Horn Lane (southbound)

Percentage (%) time spent >20mph (>32.2kph)

| Section  |   |     |      |      |      |      |      |      |     |     |      |      |      |      |      |          |
|----------|---|-----|------|------|------|------|------|------|-----|-----|------|------|------|------|------|----------|
| Run      | A | B   | C    | D    | E    | F    | G    | H    | I   | J   | K    | L    | M    | N    | O    | Combined |
| 1        |   | 0%  | 32%  | 96%  | 45%  | 0%   | 0%   | 1%   | 0%  | 0%  | 25%  | 42%  | 98%  | 49%  | 0%   | 26%      |
| 2        |   | 0%  | 66%  | 100% | 35%  | 31%  | 100% | 100% | 64% | 67% | 97%  | 100% | 100% | 56%  | 0%   | 64%      |
| 3        |   | 7%  | 81%  | 100% | 79%  | 44%  | 2%   | 51%  | 0%  | 27% | 100% | 89%  | 100% | 81%  | 0%   | 50%      |
| 4        |   | 0%  | 56%  | 87%  | 0%   | 0%   | 0%   | 23%  | 3%  | 19% | 93%  | 1%   | 3%   | 1%   | 16%  | 16%      |
| 5        |   | NA  | NA   | 96%  | 0%   | 1%   | 7%   | 0%   | 0%  | 29% | 52%  | 23%  | 100% | 100% | 49%  |          |
| 6        |   | 0%  | 42%  | 11%  | 16%  | 1%   | 0%   | 4%   | 0%  | 58% | 87%  | 93%  | 100% | 95%  | 93%  | 27%      |
| 7        |   | 13% | 77%  | 100% | 7%   | 0%   | 38%  | 53%  | 40% | 69% | 100% | 8%   | 100% | 100% | 100% | 39%      |
| 8        |   | 0%  | 61%  | 100% | 96%  | 94%  | 83%  | 58%  | 56% | 69% | 100% | 87%  | 100% | 100% | 100% | 79%      |
| 9        |   | 0%  | 0%   | 33%  | 35%  | NA   | NA   | 53%  | 0%  | 3%  | 100% | 12%  | 0%   | 0%   | 0%   |          |
| 10       |   | 0%  | 49%  | 18%  | 0%   | 0%   | NA   | 0%   | 0%  | 2%  | 64%  | 2%   | 0%   | 0%   | 0%   |          |
| 11       |   | 20% | 85%  | 100% | 98%  | 24%  | 82%  | 80%  | 61% | 72% | 97%  | 100% | 100% | 28%  | 56%  | 71%      |
| 12       |   | 21% | 100% | 100% | 13%  | 18%  | 100% | 98%  | 69% | 74% | 100% | 100% | 100% | 100% | 100% | 62%      |
| 13       |   | 34% | 100% | 100% | 26%  | 0%   | 81%  | 62%  | 66% | 76% | 100% | 100% | 100% | 100% | 100% | 67%      |
| 14       |   | 0%  | 66%  | 20%  | 0%   | 0%   | 37%  | 55%  | 0%  | 8%  | 100% | 100% | 100% | 100% | 100% | 35%      |
| 15       |   | 0%  | 16%  | 26%  | 22%  | 27%  | 3%   | 26%  | 16% | 48% | 97%  | 100% | 100% | 100% | 22%  | 34%      |
| 16       |   | 0%  | 0%   | 0%   | 0%   | 0%   | 45%  | 7%   | 68% | 75% | 100% | 100% | 100% | 65%  | 0%   | 15%      |
| 17       |   | 38% | 58%  | 94%  | 21%  | 0%   | 68%  | 68%  | 79% | 91% | 100% | 97%  | 100% | NA   | NA   |          |
| 18       |   | 0%  | 18%  | 100% | 9%   | 0%   | 35%  | 0%   | 0%  | 67% | 100% | 100% | 100% | 36%  | 16%  | 32%      |
| 19       |   | 13% | 90%  | 52%  | 0%   | 0%   | 0%   | 45%  | NA  | 63% | 89%  | 97%  | 100% | 100% | NA   |          |
| 20       |   | 2%  | 0%   | 61%  | 0%   | 25%  | 20%  | 0%   | 0%  | 0%  | 98%  | 100% | 100% | 23%  | 27%  | 23%      |
| 21       |   | 0%  | 57%  | 100% | 13%  | 13%  | 54%  | 56%  | 37% | 57% | 100% | 97%  | 100% | 100% | 100% | 48%      |
| 22       |   | 0%  | 62%  | 100% | 4%   | 39%  | 96%  | 54%  | 47% | 43% | 97%  | 100% | 100% | 100% | 5%   | 44%      |
| 23       |   | 0%  | 72%  | 98%  | 1%   | 9%   | 12%  | 1%   | 0%  | 1%  | 0%   | 40%  | 100% | NA   | NA   |          |
| 24       |   | NA  | NA   | NA   | 10%  | 9%   | 0%   | 0%   | 0%  | 20% | 97%  | 100% | 100% | 30%  | 0%   |          |
| 25       |   | 0%  | 0%   | 58%  | 97%  | 100% | 33%  | 76%  | 35% | 2%  | 37%  | 100% | 100% | 63%  | 0%   | 50%      |
| 26       |   | 0%  | 59%  | 100% | 4%   | 0%   | 88%  | 10%  | 0%  | 0%  | 0%   | 2%   | 91%  | 100% | 100% | 24%      |
| 27       |   | 23% | 49%  | 100% | 35%  | 1%   | 55%  | 63%  | 44% | 70% | 100% | 100% | 100% | 1%   | 0%   | 42%      |
| 28       |   | 0%  | 42%  | 100% | 1%   | 0%   | 15%  | 64%  | 44% | 1%  | 54%  | 100% | 100% | 100% | 100% | 36%      |
| 29       |   | 6%  | 2%   | 2%   | 0%   | 0%   | 0%   | 26%  | 0%  | 58% | 80%  | 15%  | 84%  | 100% | 100% | 23%      |
| 30       |   | 11% | 99%  | 100% | 0%   | 4%   | NA   | 51%  | 65% | 79% | 100% | 100% | 90%  | 51%  | 0%   |          |
| 31       |   | 0%  | 40%  | 12%  | 4%   | 0%   | 1%   | 0%   | 0%  | 74% | 100% | 100% | 100% | 100% | 100% | 27%      |
| 32       |   | 0%  | 86%  | 100% | 10%  | 0%   | 47%  | 60%  | 0%  | 28% | 100% | 100% | 100% | 100% | 100% | 45%      |
| 33       |   | 2%  | 81%  | 100% | 100% | 100% | 100% | 63%  | 0%  | 49% | 96%  | 100% | 100% | 30%  | 14%  | 63%      |
| 34       |   | 0%  | 53%  | 100% | 100% | 32%  | 0%   | 31%  | 41% | 79% | 97%  | 16%  | 84%  | 100% | 100% | 52%      |
| 35       |   | 0%  | 1%   | 92%  | 100% | 5%   | 0%   | 0%   | 0%  | 33% | 98%  | 14%  | 54%  | 96%  | 87%  | 32%      |
| 36       |   | 0%  | 75%  | 92%  | 20%  | 0%   | 0%   | 0%   | 0%  | 0%  | 9%   | 86%  | 100% | 100% | 100% | 27%      |
| 37       |   | 0%  | 0%   | 68%  | 1%   | 0%   | 0%   | 0%   | 18% | 25% | 0%   | 2%   | 99%  | 100% | 100% | 17%      |
| Combined |   | 4%  | 39%  | 56%  | 12%  | 12%  | 27%  | 28%  | 17% | 37% | 74%  | 57%  | 56%  | 44%  | 34%  | 34%      |


### 3. A40 Western Avenue



*Figure 17: A40 Western Avenue – Case study area*



*Figure 18: A40 Western Avenue – Sections 'A' to 'D'*



*Figure 19: A40 Western Avenue – Sections 'D' to 'G'*





*Figure 20: A40 Western Avenue – Sections 'G' to 'I'*



*Figure 21: A40 Western Avenue – Sections 'I' to 'K'*



**Figure 22: A40 Western Avenue – Sections 'K' to 'N'**



*Figure 23: A40 Western Avenue – Sections 'N' to 'P'*

**Table 17: A40 Western Avenue (eastbound) – Journey times**

| A40 Western Avenue (eastbound) |     |      |      |      |      |      |      |      |      |      |      |      |      |      |      |       |       |
|--------------------------------|-----|------|------|------|------|------|------|------|------|------|------|------|------|------|------|-------|-------|
| Journey Time (seconds)         |     |      |      |      |      |      |      |      |      |      |      |      |      |      |      |       |       |
| Section                        |     |      |      |      |      |      |      |      |      |      |      |      |      |      |      |       |       |
| Run                            | A   | B    | C    | D    | E    | F    | G    | H    | I    | J    | K    | L    | M    | N    | O    | P     | Total |
| 1                              | 5.3 | 12.2 | 13.1 | 15.7 | 43.6 | 11.9 | 11.9 | 14.1 | 13.0 | 31.8 | 13.9 | 12.0 | 10.5 | 11.9 | 12.8 | 29.5  | 263.2 |
| 2                              | 5.7 | 11.9 | 12.3 | 13.9 | 47.7 | 11.8 | 12.5 | 14.7 | 13.6 | 14.0 | 13.7 | 13.9 | 12.2 | 14.7 | 13.1 | 113.3 | 339.0 |
| 3                              | 5.6 | 12.7 | 15.0 | 12.2 | 12.2 | 12.1 | 12.4 | 14.9 | 15.0 | 12.7 | 12.9 | 12.5 | 11.0 | 11.8 | 12.1 | 103.1 | 288.2 |
| 4                              | 5.5 | 11.7 | 12.6 | 12.3 | 13.2 | 13.0 | 13.6 | 14.9 | 13.2 | 12.6 | 12.5 | 13.6 | 11.0 | 11.8 | 11.9 | 98.7  | 282.1 |
| 5                              | 6.3 | 12.0 | 12.0 | 13.1 | 12.9 | 13.5 | 13.7 | 16.4 | 44.0 | 16.2 | 14.4 | 13.8 | 12.2 | 12.3 | 12.1 | 112.4 | 337.3 |
| 6                              | 5.0 | 11.4 | 12.4 | 43.9 | 14.7 | 13.4 | 14.0 | 16.2 | 16.4 | 54.0 | 32.4 | 20.4 | 16.2 | 19.1 | 16.6 | 103.7 | 409.8 |
| 7                              | 7.2 | 13.4 | 13.6 | 28.6 | 15.3 | 12.6 | 12.9 | 16.5 | 15.4 | 45.2 | 34.3 | 39.9 | 12.4 | 12.3 | 12.2 | 98.8  | 390.6 |
| 8                              | 6.4 | 13.0 | 13.2 | 13.0 | 11.8 | 11.7 | 12.4 | 34.5 | 20.8 | 79.0 | 24.6 | 24.0 | 22.1 | 23.8 | 15.6 | 105.1 | 431.0 |
| 9                              | 6.7 | 12.9 | 12.2 | 18.5 | 17.5 | 14.1 | 13.4 | 15.1 | NA   | NA   | 20.7 | 17.5 | 13.6 | 13.6 | 12.8 | 89.6  |       |
| 10                             | 6.2 | 12.7 | 13.1 | 13.9 | 12.5 | 12.7 | 14.6 | 16.0 | 17.7 | 13.3 | 13.1 | 12.8 | 11.3 | 12.2 | 12.5 | 89.1  | 283.7 |
| 11                             | 6.3 | 12.5 | 12.7 | 12.4 | 12.0 | 12.3 | 12.2 | 15.9 | 22.1 | 16.9 | 14.9 | 16.2 | 17.7 | 15.6 | 32.3 | 214.2 | 446.2 |
| 12                             | 5.1 | 11.6 | 12.9 | 36.5 | 21.1 | 15.7 | 14.4 | 17.0 | 34.1 | 19.1 | 28.3 | 19.0 | 13.3 | 12.7 | 13.0 | 83.0  | 356.8 |
| 13                             | 7.0 | 13.5 | 12.9 | 21.3 | 17.8 | 15.1 | 14.4 | 16.7 | 58.8 | 13.4 | 15.5 | 16.9 | 12.9 | 13.8 | 67.3 | 309.1 | 626.4 |
| 14                             | 5.9 | 12.2 | 12.6 | 15.6 | 13.3 | 12.5 | 12.4 | 14.7 | 58.2 | 14.4 | 13.6 | 15.1 | 13.9 | 16.2 | 92.0 | 411.8 | 734.4 |
| 15                             | 6.2 | 12.6 | 13.3 | 13.7 | 18.1 | 14.5 | 12.5 | 15.9 | 15.4 | 13.1 | 13.3 | 13.8 | 12.3 | 13.4 | 55.2 | 303.4 | 546.7 |
| 16                             | 5.7 | 12.6 | 12.5 | 12.5 | 12.5 | 12.5 | 12.5 | 18.5 | 25.8 | 16.7 | 15.1 | 15.9 | 12.9 | 12.9 | 13.6 | 97.7  | 309.9 |
| 17                             | 6.7 | 13.0 | 12.8 | 23.9 | 14.4 | 11.5 | 12.1 | 14.0 | 15.1 | 14.5 | 13.5 | 15.0 | 13.3 | 12.9 | 13.4 | 87.3  | 293.4 |
| 18                             | 5.8 | 12.1 | 12.2 | 13.3 | 13.5 | 13.0 | 12.5 | 14.5 | 43.6 | 13.3 | 14.1 | 16.0 | 14.7 | 12.8 | 12.9 | 28.5  | 252.8 |
| 19                             | 6.0 | 12.6 | 13.3 | 14.0 | 12.1 | 12.4 | 12.5 | 25.0 | 20.4 | 16.2 | 17.7 | 18.2 | 13.6 | 13.2 | 14.4 | 96.1  | 317.7 |
| 20                             | 5.4 | 12.3 | 12.4 | 41.0 | 20.0 | 12.4 | 12.5 | 14.2 | 13.7 | 12.5 | 12.1 | 12.3 | 11.2 | 12.1 | 13.2 | 90.7  | 308.0 |
| 21                             | 6.0 | 13.0 | 17.1 | 14.3 | 13.0 | 12.9 | 14.1 | 14.9 | 14.5 | 43.3 | 16.2 | 13.7 | 11.7 | 12.1 | 11.9 | 32.1  | 260.8 |
| 22                             | 6.8 | 13.0 | 13.8 | 14.3 | 12.4 | 12.4 | 13.0 | 15.1 | 54.4 | 12.9 | 12.3 | 12.2 | 10.7 | 12.7 | 12.4 | 255.9 | 484.3 |
| 23                             | 6.1 | 12.1 | 12.2 | 12.0 | 12.0 | 12.0 | 12.2 | 14.9 | 21.6 | 13.3 | 13.6 | 15.5 | 16.4 | 13.6 | 42.3 | 314.9 | 544.7 |
| 24                             | 5.9 | 11.7 | 12.4 | 13.2 | 14.4 | 14.5 | 21.6 | 95.0 | 94.0 | 80.4 | 68.4 | 56.5 | 34.4 | 37.8 | 22.5 | 25.3  | 608.0 |
| 25                             | 6.1 | 12.0 | 12.3 | 12.2 | 12.1 | 12.7 | 12.5 | 14.3 | 49.5 | 16.1 | 15.1 | 15.2 | 14.2 | 13.9 | 14.8 | 23.5  | 256.5 |
| 26                             | 6.2 | 13.0 | 13.3 | 29.2 | 17.9 | 15.1 | 13.0 | 14.1 | 13.1 | 13.5 | 14.9 | 17.1 | 13.8 | 14.9 | 14.0 | 107.7 | 330.8 |
| 27                             | 6.0 | 12.5 | 13.4 | 13.0 | 12.1 | 12.4 | 12.7 | 15.0 | 14.8 | NA   | 13.8 | 12.7 | 11.0 | 12.3 | 13.1 | 49.2  |       |
| 28                             | NA  | NA   | NA   | NA   | NA   | NA   | NA   | NA   | NA   | 27.5 | 16.5 | 15.1 | 12.7 | 12.8 | 12.9 | 145.0 |       |
| 29                             | 8.2 | 13.5 | 13.3 | 13.3 | 12.3 | 11.9 | 12.1 | 13.9 | 41.3 | 19.5 | 13.4 | 13.7 | 12.0 | 12.8 | 13.4 | 111.9 | 336.5 |
| 30                             | 5.9 | 12.4 | 12.7 | 32.3 | 16.1 | 13.5 | 13.5 | 15.8 | 17.3 | 58.5 | 14.4 | 12.5 | 10.6 | 12.1 | 12.4 | 151.9 | 411.9 |
| 31                             | NA  | NA   | NA   | NA   | NA   | NA   | NA   | NA   | NA   | 19.9 | 16.1 | 14.2 | 11.9 | 12.6 | 13.0 | 158.2 |       |
| 32                             | 5.9 | 12.1 | 12.7 | 27.7 | 15.6 | 13.1 | 13.1 | 14.7 | 13.3 | 13.1 | 12.9 | 13.3 | 11.6 | 12.6 | 13.3 | 214.0 | 419.0 |
| 33                             | 6.5 | 13.4 | 13.2 | 28.1 | 16.6 | 13.8 | 13.5 | 14.9 | 14.2 | 53.8 | 14.1 | 13.0 | 10.6 | 11.6 | 12.0 | 161.3 | 410.6 |
| 34                             | 6.0 | 12.5 | 12.5 | 12.7 | 12.3 | 12.6 | 12.7 | 15.7 | 46.6 | 14.8 | 14.6 | 16.1 | 12.0 | 14.1 | 13.9 | 118.8 | 347.9 |
| 35                             | 5.8 | 12.8 | 13.2 | 36.3 | 15.6 | 48.9 | 24.3 | 38.7 | 57.3 | 20.8 | 21.2 | 17.9 | 17.8 | 33.5 | 17.6 | 87.2  | 468.9 |
| 36                             | 6.4 | 12.2 | 12.5 | 12.8 | 32.8 | 47.0 | 55.8 | 35.1 | 61.3 | 15.4 | 21.7 | 19.5 | 16.9 | 22.1 | 14.5 | 99.6  | 485.6 |
| 37                             | 6.2 | 12.1 | 12.0 | 12.5 | 12.2 | 12.3 | 12.6 | 14.8 | 16.4 | 16.7 | 44.0 | 19.0 | 14.3 | 14.8 | 29.9 | 59.2  | 309.0 |
| 38                             | 7.0 | 12.4 | 12.0 | 12.4 | 12.4 | 14.0 | 14.6 | 17.3 | 55.4 | 17.7 | 14.2 | 16.4 | 12.8 | 12.3 | 13.0 | 145.8 | 389.7 |
| 39                             | 5.7 | 12.3 | 12.8 | 36.5 | 15.9 | 15.6 | 13.9 | 15.6 | 16.0 | 54.5 | 15.7 | 13.1 | 11.2 | 12.5 | 13.1 | 67.6  | 332.0 |
| 40                             | 7.2 | 13.3 | 13.9 | 45.4 | 19.1 | 13.0 | 13.3 | 14.6 | 13.9 | 58.4 | 13.7 | 12.4 | 10.5 | 12.1 | 11.9 | 75.2  | 347.9 |
| Mean                           | 6.2 | 12.5 | 13.0 | 20.2 | 16.6 | 14.9 | 14.7 | 19.3 | 29.5 | 26.3 | 18.4 | 16.9 | 13.6 | 14.8 | 19.5 | 126.7 | 387.8 |
| Dist. (m)                      | 100 | 200  | 200  | 200  | 200  | 200  | 200  | 200  | 200  | 200  | 200  | 200  | 200  | 200  | 200  | 200   | 3100  |

**Table 18: A40 Western Avenue (eastbound) – Average speeds**

A40 Western Avenue (eastbound)  
Average speed (kph)

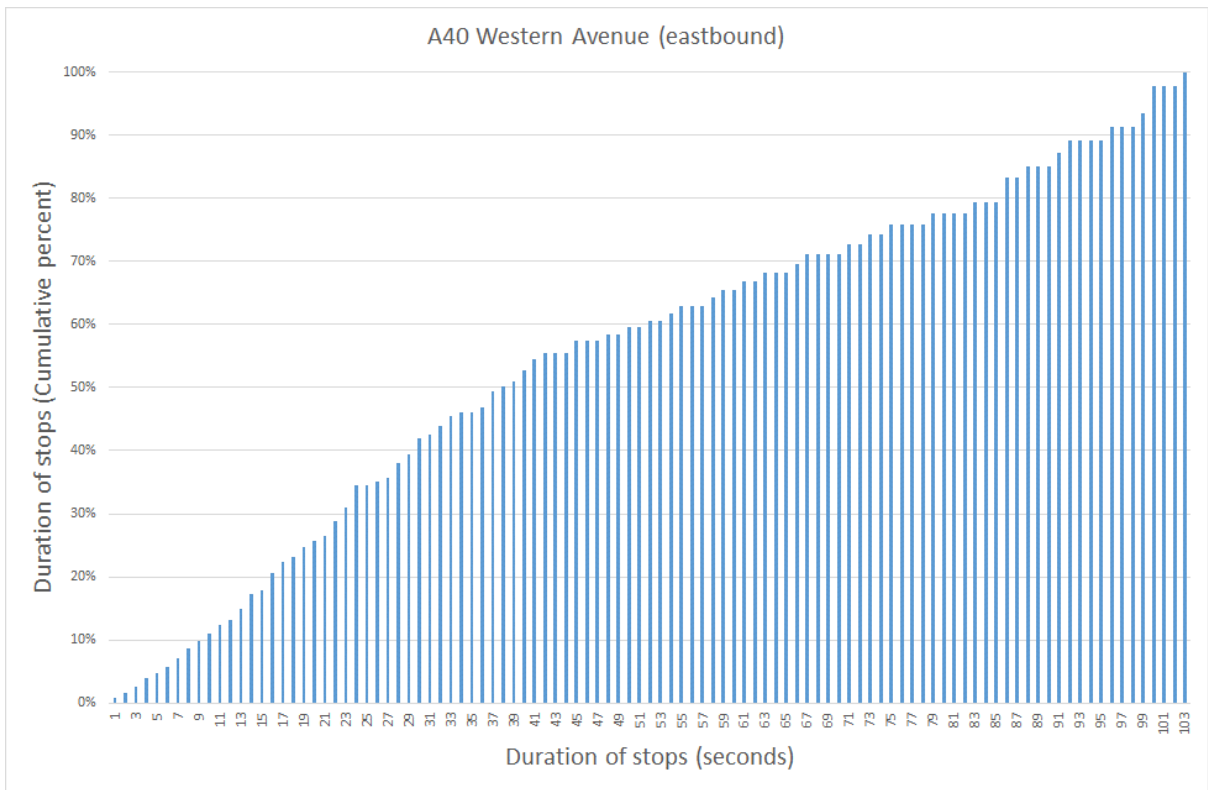
| Run      | Section |    |    |    |    |    |    |    |    |    |    |    |    |    |    | Combined |    |
|----------|---------|----|----|----|----|----|----|----|----|----|----|----|----|----|----|----------|----|
|          | A       | B  | C  | D  | E  | F  | G  | H  | I  | J  | K  | L  | M  | N  | O  | P        |    |
| 1        | 63      | 59 | 55 | 46 | 17 | 60 | 60 | 57 | 55 | 23 | 52 | 61 | 60 | 61 | 56 | 24       | 42 |
| 2        | 59      | 60 | 59 | 52 | 15 | 61 | 57 | 57 | 52 | 51 | 52 | 53 | 51 | 49 | 55 | 6        | 33 |
| 3        | 61      | 56 | 48 | 59 | 59 | 59 | 58 | 53 | 48 | 56 | 55 | 58 | 61 | 61 | 60 | 7        | 39 |
| 4        | 61      | 62 | 57 | 58 | 55 | 56 | 53 | 53 | 54 | 57 | 57 | 53 | 61 | 61 | 61 | 7        | 40 |
| 5        | 53      | 60 | 60 | 55 | 56 | 53 | 53 | 48 | 16 | 45 | 50 | 53 | 53 | 58 | 59 | 6        | 33 |
| 6        | 66      | 63 | 58 | 16 | 49 | 54 | 51 | 50 | 44 | 13 | 22 | 35 | 40 | 38 | 43 | 7        | 27 |
| 7        | 47      | 54 | 53 | 25 | 47 | 57 | 56 | 49 | 46 | 16 | 21 | 19 | 50 | 59 | 60 | 7        | 29 |
| 8        | 53      | 56 | 55 | 55 | 61 | 62 | 58 | 24 | 34 | 9  | 29 | 31 | 28 | 31 | 46 | 7        | 26 |
| 9        | 51      | 56 | 59 | 39 | 41 | 51 | 54 | 54 | NA | NA | 34 | 42 | 46 | 54 | 56 | 8        |    |
| 10       | 55      | 56 | 55 | 52 | 57 | 57 | 49 | 50 | 40 | 54 | 55 | 58 | 57 | 59 | 57 | 9        | 40 |
| 11       | 54      | 58 | 57 | 58 | 60 | 59 | 59 | 51 | 32 | 43 | 48 | 45 | 36 | 46 | 22 | 3        | 25 |
| 12       | 65      | 62 | 56 | 20 | 34 | 46 | 50 | 47 | 21 | 38 | 25 | 39 | 48 | 57 | 55 | 9        | 31 |
| 13       | 48      | 53 | 56 | 34 | 40 | 48 | 50 | 48 | 12 | 54 | 46 | 43 | 51 | 53 | 11 | 2        | 18 |
| 14       | 57      | 59 | 57 | 46 | 54 | 58 | 58 | 55 | 12 | 50 | 53 | 48 | 48 | 44 | 8  | 2        | 15 |
| 15       | 55      | 57 | 54 | 52 | 40 | 50 | 57 | 51 | 46 | 55 | 54 | 53 | 53 | 54 | 13 | 2        | 20 |
| 16       | 59      | 57 | 58 | 58 | 58 | 57 | 58 | 43 | 28 | 43 | 47 | 46 | 51 | 56 | 53 | 7        | 36 |
| 17       | 50      | 55 | 56 | 30 | 50 | 62 | 59 | 56 | 47 | 50 | 53 | 49 | 49 | 56 | 54 | 8        | 38 |
| 18       | 58      | 60 | 59 | 54 | 53 | 56 | 57 | 55 | 16 | 55 | 51 | 45 | 44 | 56 | 56 | 25       | 44 |
| 19       | 56      | 58 | 54 | 51 | 59 | 58 | 57 | 33 | 35 | 45 | 40 | 40 | 48 | 54 | 50 | 8        | 35 |
| 20       | 62      | 59 | 58 | 18 | 36 | 58 | 58 | 56 | 52 | 58 | 59 | 60 | 58 | 60 | 55 | 8        | 36 |
| 21       | 56      | 56 | 42 | 50 | 55 | 56 | 51 | 53 | 49 | 17 | 44 | 54 | 56 | 60 | 60 | 23       | 43 |
| 22       | 50      | 55 | 52 | 50 | 58 | 58 | 55 | 52 | 13 | 56 | 58 | 60 | 59 | 57 | 58 | 3        | 23 |
| 23       | 56      | 60 | 59 | 60 | 60 | 60 | 59 | 53 | 33 | 55 | 53 | 47 | 40 | 53 | 17 | 2        | 20 |
| 24       | 57      | 62 | 58 | 55 | 50 | 50 | 33 | 8  | 8  | 9  | 10 | 13 | 19 | 19 | 32 | 28       | 18 |
| 25       | 56      | 60 | 59 | 59 | 59 | 57 | 57 | 57 | 14 | 45 | 47 | 47 | 46 | 52 | 49 | 31       | 43 |
| 26       | 54      | 55 | 54 | 25 | 40 | 48 | 55 | 58 | 55 | 54 | 48 | 43 | 45 | 49 | 52 | 7        | 34 |
| 27       | 56      | 58 | 54 | 55 | 59 | 58 | 57 | 54 | 48 | NA | 52 | 58 | 56 | 59 | 55 | 15       |    |
| 28       | NA      | NA | NA | NA | NA | NA | NA | NA | NA | 26 | 43 | 49 | 51 | 56 | 56 | 5        |    |
| 29       | 41      | 53 | 55 | 54 | 58 | 60 | 59 | 59 | 17 | 37 | 53 | 53 | 53 | 57 | 54 | 6        | 33 |
| 30       | 56      | 58 | 57 | 22 | 45 | 53 | 53 | 51 | 42 | 12 | 50 | 58 | 61 | 60 | 58 | 5        | 27 |
| 31       | NA      | NA | NA | NA | NA | NA | NA | NA | NA | 37 | 44 | 51 | 54 | 57 | 56 | 5        |    |
| 32       | 58      | 59 | 57 | 26 | 46 | 55 | 55 | 55 | 54 | 55 | 56 | 55 | 54 | 57 | 54 | 3        | 27 |
| 33       | 52      | 54 | 55 | 26 | 43 | 52 | 53 | 54 | 50 | 13 | 51 | 57 | 59 | 63 | 60 | 4        | 27 |
| 34       | 56      | 58 | 57 | 57 | 58 | 57 | 57 | 52 | 15 | 49 | 49 | 45 | 51 | 52 | 52 | 6        | 32 |
| 35       | 57      | 57 | 55 | 20 | 46 | 15 | 30 | 21 | 12 | 35 | 34 | 40 | 37 | 22 | 41 | 8        | 24 |
| 36       | 53      | 59 | 57 | 56 | 22 | 15 | 13 | 23 | 12 | 47 | 33 | 38 | 38 | 33 | 50 | 7        | 23 |
| 37       | 55      | 59 | 60 | 58 | 59 | 58 | 57 | 54 | 44 | 43 | 16 | 39 | 44 | 49 | 24 | 12       | 36 |
| 38       | 48      | 58 | 60 | 58 | 58 | 52 | 49 | 46 | 13 | 41 | 50 | 45 | 50 | 58 | 56 | 5        | 29 |
| 39       | 59      | 58 | 57 | 20 | 45 | 46 | 52 | 52 | 45 | 13 | 45 | 56 | 57 | 58 | 55 | 11       | 34 |
| 40       | 47      | 54 | 52 | 16 | 37 | 56 | 54 | 55 | 51 | 12 | 52 | 59 | 60 | 60 | 60 | 10       | 32 |
| Combined | 55      | 58 | 56 | 36 | 43 | 48 | 49 | 42 | 24 | 27 | 39 | 43 | 47 | 49 | 37 | 6        | 29 |

**Table 19: A40 Western Avenue (eastbound) – Time spent stationary**

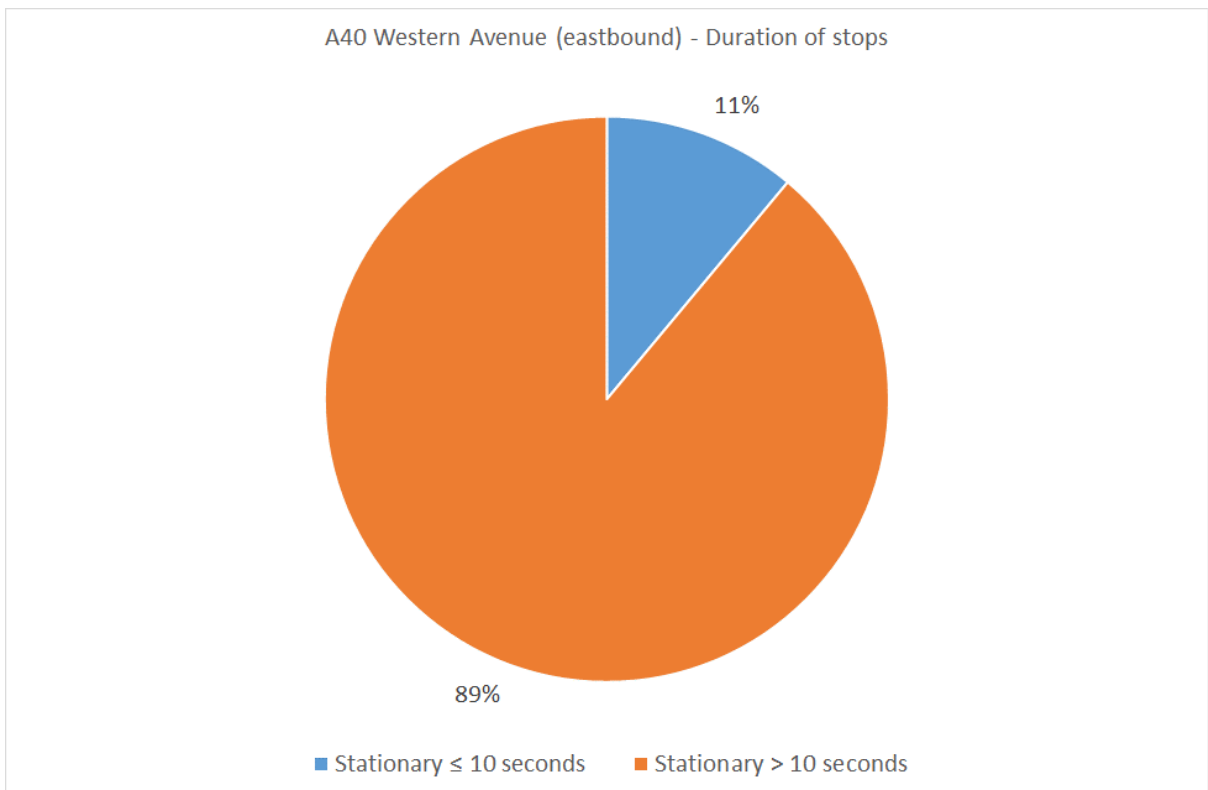
A40 Western Avenue (eastbound)

Percentage (%) time spent stationary

| Section  | A  | B  | C  | D   | E   | F  | G   | H   | I   | J   | K  | L  | M  | N  | O   | P   | Combined |
|----------|----|----|----|-----|-----|----|-----|-----|-----|-----|----|----|----|----|-----|-----|----------|
| Run 1    | 0% | 0% | 0% | 0%  | 54% | 0% | 0%  | 0%  | 0%  | 23% | 0% | 0% | 0% | 0% | 0%  | 0%  | 12%      |
| Run 2    | 0% | 0% | 0% | 0%  | 58% | 0% | 0%  | 0%  | 0%  | 0%  | 0% | 0% | 0% | 0% | 0%  | 78% | 34%      |
| Run 3    | 0% | 0% | 0% | 0%  | 0%  | 0% | 0%  | 0%  | 0%  | 0%  | 0% | 0% | 0% | 0% | 0%  | 78% | 28%      |
| Run 4    | 0% | 0% | 0% | 0%  | 0%  | 0% | 0%  | 0%  | 0%  | 0%  | 0% | 0% | 0% | 0% | 0%  | 76% | 26%      |
| Run 5    | 0% | 0% | 0% | 0%  | 0%  | 0% | 0%  | 0%  | 33% | 0%  | 0% | 0% | 0% | 0% | 0%  | 82% | 32%      |
| Run 6    | 0% | 0% | 0% | 29% | 0%  | 0% | 0%  | 0%  | 0%  | 25% | 0% | 0% | 0% | 0% | 0%  | 76% | 26%      |
| Run 7    | 0% | 0% | 0% | 0%  | 0%  | 0% | 0%  | 0%  | 0%  | 40% | 0% | 0% | 0% | 0% | 0%  | 78% | 25%      |
| Run 8    | 0% | 0% | 0% | 0%  | 0%  | 0% | 0%  | 12% | 0%  | 49% | 0% | 0% | 0% | 0% | 0%  | 75% | 28%      |
| Run 9    | 0% | 0% | 0% | 0%  | 0%  | 0% | 0%  | 0%  | NA  | NA  | 0% | 0% | 0% | 0% | 0%  | 75% |          |
| Run 10   | 0% | 0% | 0% | 0%  | 0%  | 0% | 0%  | 0%  | 0%  | 0%  | 0% | 0% | 0% | 0% | 0%  | 68% | 21%      |
| Run 11   | 0% | 0% | 0% | 0%  | 0%  | 0% | 0%  | 0%  | 0%  | 0%  | 0% | 0% | 0% | 0% | 17% | 75% | 37%      |
| Run 12   | 0% | 0% | 0% | 11% | 0%  | 0% | 0%  | 0%  | 12% | 0%  | 0% | 0% | 0% | 0% | 0%  | 62% | 17%      |
| Run 13   | 0% | 0% | 0% | 0%  | 0%  | 0% | 0%  | 0%  | 37% | 0%  | 0% | 0% | 0% | 0% | 35% | 81% | 47%      |
| Run 14   | 0% | 0% | 0% | 0%  | 0%  | 0% | 0%  | 0%  | 38% | 0%  | 0% | 0% | 0% | 0% | 44% | 79% | 53%      |
| Run 15   | 0% | 0% | 0% | 0%  | 0%  | 0% | 0%  | 0%  | 0%  | 0%  | 0% | 0% | 0% | 0% | 44% | 75% | 46%      |
| Run 16   | 0% | 0% | 0% | 0%  | 0%  | 0% | 0%  | 0%  | 0%  | 0%  | 0% | 0% | 0% | 0% | 0%  | 76% | 24%      |
| Run 17   | 0% | 0% | 0% | 0%  | 0%  | 0% | 0%  | 0%  | 0%  | 0%  | 0% | 0% | 0% | 0% | 0%  | 74% | 22%      |
| Run 18   | 0% | 0% | 0% | 0%  | 0%  | 0% | 0%  | 0%  | 39% | 0%  | 0% | 0% | 0% | 0% | 0%  | 15% | 8%       |
| Run 19   | 0% | 0% | 0% | 0%  | 0%  | 0% | 0%  | 2%  | 0%  | 0%  | 0% | 0% | 0% | 0% | 0%  | 57% | 17%      |
| Run 20   | 0% | 0% | 0% | 52% | 0%  | 0% | 0%  | 0%  | 0%  | 0%  | 0% | 0% | 0% | 0% | 0%  | 72% | 28%      |
| Run 21   | 0% | 0% | 0% | 0%  | 0%  | 0% | 0%  | 0%  | 0%  | 35% | 0% | 0% | 0% | 0% | 0%  | 26% | 9%       |
| Run 22   | 0% | 0% | 0% | 0%  | 0%  | 0% | 0%  | 0%  | 56% | 0%  | 0% | 0% | 0% | 0% | 0%  | 82% | 50%      |
| Run 23   | 0% | 0% | 0% | 0%  | 0%  | 0% | 0%  | 0%  | 0%  | 0%  | 0% | 0% | 0% | 0% | 24% | 83% | 50%      |
| Run 24   | 0% | 0% | 0% | 0%  | 0%  | 0% | 0%  | 34% | 38% | 46% | 0% | 0% | 0% | 0% | 0%  | 0%  | 17%      |
| Run 25   | 0% | 0% | 0% | 0%  | 0%  | 0% | 0%  | 0%  | 48% | 0%  | 0% | 0% | 0% | 0% | 0%  | 0%  | 9%       |
| Run 26   | 0% | 0% | 0% | 1%  | 0%  | 0% | 0%  | 0%  | 0%  | 0%  | 0% | 0% | 0% | 0% | 0%  | 77% | 25%      |
| Run 27   | 0% | 0% | 0% | 0%  | 0%  | 0% | 0%  | 0%  | 0%  | NA  | 0% | 0% | 0% | 0% | 0%  | 0%  |          |
| Run 28   | NA | NA | NA | NA  | NA  | NA | NA  | NA  | NA  | 0%  | 0% | 0% | 0% | 0% | 0%  | 73% |          |
| Run 29   | 0% | 0% | 0% | 0%  | 0%  | 0% | 0%  | 0%  | 35% | 0%  | 0% | 0% | 0% | 0% | 0%  | 78% | 30%      |
| Run 30   | 0% | 0% | 0% | 24% | 0%  | 0% | 0%  | 0%  | 0%  | 61% | 0% | 0% | 0% | 0% | 0%  | 78% | 39%      |
| Run 31   | NA | NA | NA | NA  | NA  | NA | NA  | NA  | NA  | 0%  | 0% | 0% | 0% | 0% | 0%  | 78% |          |
| Run 32   | 0% | 0% | 0% | 19% | 0%  | 0% | 0%  | 0%  | 0%  | 0%  | 0% | 0% | 0% | 0% | 0%  | 82% | 43%      |
| Run 33   | 0% | 0% | 0% | 10% | 0%  | 0% | 0%  | 0%  | 0%  | 53% | 0% | 0% | 0% | 0% | 0%  | 80% | 39%      |
| Run 34   | 0% | 0% | 0% | 0%  | 0%  | 0% | 0%  | 0%  | 36% | 0%  | 0% | 0% | 0% | 0% | 0%  | 76% | 31%      |
| Run 35   | 0% | 0% | 0% | 17% | 0%  | 9% | 0%  | 12% | 43% | 0%  | 0% | 0% | 0% | 0% | 0%  | 60% | 20%      |
| Run 36   | 0% | 0% | 0% | 0%  | 0%  | 8% | 37% | 0%  | 47% | 0%  | 0% | 0% | 0% | 0% | 0%  | 76% | 27%      |
| Run 37   | 0% | 0% | 0% | 0%  | 0%  | 0% | 0%  | 0%  | 0%  | 0%  | 3% | 0% | 0% | 0% | 13% | 51% | 11%      |
| Run 38   | 0% | 0% | 0% | 0%  | 0%  | 0% | 0%  | 0%  | 41% | 0%  | 0% | 0% | 0% | 0% | 0%  | 75% | 34%      |
| Run 39   | 0% | 0% | 0% | 27% | 0%  | 0% | 0%  | 0%  | 0%  | 54% | 0% | 0% | 0% | 0% | 0%  | 16% | 15%      |
| Run 40   | 0% | 0% | 0% | 58% | 0%  | 0% | 0%  | 0%  | 0%  | 63% | 0% | 0% | 0% | 0% | 0%  | 71% | 33%      |
| Combined | 0% | 0% | 0% | 13% | 8%  | 1% | 4%  | 6%  | 25% | 26% | 0% | 0% | 0% | 0% | 14% | 73% | 30%      |



**Figure 24: A40 Western Avenue (eastbound) – Duration of stops**



**Figure 25: A40 Western Avenue (eastbound) – Duration stationary >10 seconds**



**Table 20: A40 Western Avenue (eastbound) – Time spent >20mph**

**A40 Western Avenue (eastbound)**

Percentage (%) time spent >30mph (>48.3kph)

| Section         |            |             |            |            |            |            |            |            |            |            |            |            |            |            |            |            |            |
|-----------------|------------|-------------|------------|------------|------------|------------|------------|------------|------------|------------|------------|------------|------------|------------|------------|------------|------------|
| Run             | A          | B           | C          | D          | E          | F          | G          | H          | I          | J          | K          | L          | M          | N          | O          | P Combined |            |
| 1               | 100%       | 100%        | 100%       | 64%        | 18%        | 100%       | 100%       | 100%       | 100%       | 18%        | 76%        | 100%       | 100%       | 100%       | 89%        | 0%         | <b>61%</b> |
| 2               | 100%       | 100%        | 100%       | 78%        | 17%        | 100%       | 100%       | 100%       | 98%        | 93%        | 98%        | 100%       | 88%        | 79%        | 100%       | 3%         | <b>53%</b> |
| 3               | 100%       | 100%        | 55%        | 100%       | 100%       | 100%       | 100%       | 100%       | 56%        | 100%       | 100%       | 100%       | 100%       | 100%       | 100%       | 8%         | <b>63%</b> |
| 4               | 100%       | 100%        | 100%       | 100%       | 100%       | 100%       | 100%       | 100%       | 100%       | 100%       | 100%       | 79%        | 100%       | 100%       | 100%       | 6%         | <b>66%</b> |
| 5               | 95%        | 100%        | 100%       | 100%       | 100%       | 100%       | 100%       | 62%        | 0%         | 2%         | 62%        | 100%       | 100%       | 100%       | 100%       | 9%         | <b>48%</b> |
| 6               | 100%       | 100%        | 100%       | 2%         | 73%        | 100%       | 100%       | 83%        | 0%         | 0%         | 0%         | 0%         | 0%         | 0%         | 8%         | 0%         | <b>20%</b> |
| 7               | 53%        | 100%        | 87%        | 0%         | 50%        | 100%       | 100%       | 73%        | 14%        | 0%         | 0%         | 0%         | 57%        | 100%       | 100%       | 9%         | <b>30%</b> |
| 8               | 100%       | 100%        | 100%       | 100%       | 100%       | 100%       | 100%       | 17%        | 0%         | 0%         | 0%         | 0%         | 0%         | 0%         | 45%        | 4%         | <b>23%</b> |
| 9               | 85%        | 100%        | 100%       | 21%        | 0%         | 85%        | 100%       | 100%       | NA         | NA         | 0%         | 0%         | 14%        | 99%        | 100%       | 8%         |            |
| 10              | 100%       | 100%        | 100%       | 100%       | 100%       | 100%       | 64%        | 75%        | 19%        | 100%       | 100%       | 100%       | 100%       | 100%       | 100%       | 9%         | <b>63%</b> |
| 11              | 100%       | 100%        | 100%       | 100%       | 100%       | 100%       | 100%       | 62%        | 0%         | 0%         | 34%        | 1%         | 0%         | 47%        | 23%        | 0%         | <b>25%</b> |
| 12              | 100%       | 100%        | 99%        | 0%         | 0%         | 8%         | 56%        | 55%        | 0%         | 0%         | 0%         | 0%         | 50%        | 100%       | 89%        | 0%         | <b>22%</b> |
| 13              | 46%        | 100%        | 100%       | 13%        | 10%        | 45%        | 72%        | 68%        | 4%         | 100%       | 46%        | 0%         | 73%        | 100%       | 0%         | 0%         | <b>17%</b> |
| 14              | 100%       | 100%        | 100%       | 34%        | 79%        | 100%       | 100%       | 99%        | 0%         | 90%        | 100%       | 34%        | 40%        | 33%        | 0%         | 0%         | <b>18%</b> |
| 15              | 100%       | 100%        | 100%       | 100%       | 12%        | 75%        | 100%       | 72%        | 37%        | 100%       | 100%       | 100%       | 100%       | 100%       | 12%        | 0%         | <b>29%</b> |
| 16              | 100%       | 100%        | 100%       | 100%       | 100%       | 100%       | 100%       | 44%        | 0%         | 0%         | 7%         | 0%         | 73%        | 100%       | 100%       | 8%         | <b>43%</b> |
| 17              | 81%        | 100%        | 100%       | 25%        | 63%        | 100%       | 100%       | 100%       | 38%        | 97%        | 100%       | 69%        | 59%        | 100%       | 100%       | 8%         | <b>57%</b> |
| 18              | 100%       | 100%        | 100%       | 100%       | 100%       | 100%       | 100%       | 100%       | 6%         | 100%       | 76%        | 0%         | 5%         | 100%       | 100%       | 15%        | <b>61%</b> |
| 19              | 100%       | 100%        | 100%       | 79%        | 100%       | 100%       | 100%       | 34%        | 7%         | 12%        | 28%        | 0%         | 32%        | 100%       | 83%        | 0%         | <b>40%</b> |
| 20              | 100%       | 100%        | 100%       | 21%        | 26%        | 100%       | 100%       | 100%       | 92%        | 100%       | 100%       | 100%       | 100%       | 100%       | 92%        | 0%         | <b>55%</b> |
| 21              | 100%       | 100%        | 19%        | 85%        | 100%       | 100%       | 100%       | 100%       | 65%        | 5%         | 31%        | 100%       | 100%       | 100%       | 100%       | 15%        | <b>61%</b> |
| 22              | 56%        | 100%        | 99%        | 63%        | 100%       | 100%       | 100%       | 100%       | 8%         | 99%        | 100%       | 100%       | 100%       | 100%       | 100%       | 1%         | <b>35%</b> |
| 23              | 100%       | 100%        | 100%       | 100%       | 100%       | 100%       | 100%       | 83%        | 17%        | 100%       | 91%        | 0%         | 0%         | 99%        | 16%        | 0%         | <b>26%</b> |
| 24              | 100%       | 100%        | 100%       | 100%       | 83%        | 70%        | 17%        | 0%         | 0%         | 0%         | 0%         | 0%         | 0%         | 0%         | 0%         | 0%         | <b>11%</b> |
| 25              | 100%       | 100%        | 100%       | 100%       | 100%       | 100%       | 100%       | 100%       | 6%         | 27%        | 34%        | 25%        | 30%        | 100%       | 79%        | 17%        | <b>56%</b> |
| 26              | 100%       | 100%        | 100%       | 19%        | 6%         | 34%        | 100%       | 100%       | 100%       | 100%       | 44%        | 0%         | 0%         | 57%        | 100%       | 4%         | <b>40%</b> |
| 27              | 100%       | 100%        | 100%       | 100%       | 100%       | 100%       | 100%       | 100%       | 55%        | NA         | 82%        | 100%       | 100%       | 100%       | 100%       | 1%         |            |
| 28              | NA         | NA          | NA         | NA         | NA         | NA         | NA         | NA         | NA         | 0%         | 0%         | 56%        | 100%       | 100%       | 88%        | 0%         |            |
| 29              | 5%         | 100%        | 100%       | 100%       | 100%       | 100%       | 100%       | 100%       | 1%         | 11%        | 100%       | 100%       | 100%       | 100%       | 100%       | 1%         | <b>48%</b> |
| 30              | 100%       | 100%        | 100%       | 19%        | 44%        | 100%       | 100%       | 91%        | 33%        | 11%        | 74%        | 100%       | 100%       | 100%       | 100%       | 3%         | <b>39%</b> |
| 31              | NA         | NA          | NA         | NA         | NA         | NA         | NA         | NA         | NA         | 0%         | 17%        | 96%        | 100%       | 100%       | 100%       | 3%         |            |
| 32              | 100%       | 100%        | 100%       | 29%        | 55%        | 100%       | 100%       | 100%       | 100%       | 100%       | 100%       | 100%       | 100%       | 100%       | 100%       | 0%         | <b>43%</b> |
| 33              | 86%        | 100%        | 100%       | 21%        | 23%        | 100%       | 100%       | 100%       | 89%        | 5%         | 72%        | 100%       | 100%       | 100%       | 100%       | 3%         | <b>39%</b> |
| 34              | 100%       | 100%        | 100%       | 100%       | 100%       | 100%       | 100%       | 77%        | 0%         | 61%        | 77%        | 0%         | 77%        | 100%       | 100%       | 1%         | <b>44%</b> |
| 35              | 100%       | 100%        | 84%        | 0%         | 44%        | 0%         | 0%         | 0%         | 0%         | 0%         | 0%         | 0%         | 0%         | 0%         | 31%        | 0%         | <b>9%</b>  |
| 36              | 100%       | 100%        | 100%       | 100%       | 8%         | 0%         | 0%         | 0%         | 0%         | 41%        | 0%         | 0%         | 0%         | 0%         | 66%        | 5%         | <b>14%</b> |
| 37              | 100%       | 100%        | 100%       | 100%       | 100%       | 100%       | 100%       | 89%        | 2%         | 14%        | 0%         | 0%         | 0%         | 66%        | 1%         | 0%         | <b>34%</b> |
| 38              | 51%        | 100%        | 100%       | 100%       | 100%       | 84%        | 95%        | 1%         | 0%         | 0%         | 89%        | 7%         | 54%        | 100%       | 100%       | 1%         | <b>32%</b> |
| 39              | 100%       | 100%        | 100%       | 9%         | 24%        | 28%        | 100%       | 100%       | 29%        | 7%         | 39%        | 100%       | 100%       | 100%       | 93%        | 0%         | <b>41%</b> |
| 40              | 40%        | 100%        | 100%       | 20%        | 28%        | 100%       | 100%       | 100%       | 100%       | 13%        | 75%        | 100%       | 100%       | 100%       | 100%       | 11%        | <b>50%</b> |
| <b>Combined</b> | <b>88%</b> | <b>100%</b> | <b>95%</b> | <b>46%</b> | <b>54%</b> | <b>73%</b> | <b>80%</b> | <b>60%</b> | <b>16%</b> | <b>24%</b> | <b>40%</b> | <b>39%</b> | <b>53%</b> | <b>71%</b> | <b>52%</b> | <b>2%</b>  | <b>36%</b> |

**Table 21: A40 Western Avenue (westbound) – Journey times**

| A40 Western Avenue (westbound) |         |      |      |      |      |      |      |      |      |      |      |      |      |      |      |      |       |
|--------------------------------|---------|------|------|------|------|------|------|------|------|------|------|------|------|------|------|------|-------|
| Journey Time (seconds)         |         |      |      |      |      |      |      |      |      |      |      |      |      |      |      |      |       |
| Run                            | Section |      |      |      |      |      |      |      |      |      |      |      |      |      |      |      | Total |
|                                | A       | B    | C    | D    | E    | F    | G    | H    | I    | J    | K    | L    | M    | N    | O    | P    |       |
| 1                              | 7.8     | 13.4 | 14.6 | 17.0 | 23.4 | 18.0 | 22.1 | 19.5 | 13.3 | 14.3 | 16.7 | 16.1 | 17.4 | 18.1 | 21.3 | 20.5 | 273.5 |
| 2                              | 8.5     | 13.1 | 12.5 | 13.1 | 12.2 | 11.8 | 12.0 | 11.5 | NA   | NA   | NA   | NA   | NA   | NA   | NA   | NA   |       |
| 3                              | 6.6     | 13.0 | 13.2 | 14.0 | 22.0 | 12.4 | 11.7 | 10.7 | 12.1 | 14.7 | 28.5 | 13.3 | 13.4 | 13.5 | 14.5 | 20.4 | 234.0 |
| 4                              | 7.4     | 12.4 | 12.3 | 12.5 | 13.0 | 12.6 | 12.6 | 12.4 | 17.7 | 34.6 | 18.2 | 12.1 | 11.7 | 11.6 | 12.1 | 18.0 | 231.2 |
| 5                              | 6.6     | 13.1 | 13.3 | 13.9 | 15.0 | 12.6 | 12.2 | 11.3 | 12.6 | 16.2 | 31.8 | 12.0 | 12.2 | 11.6 | 11.7 | 15.8 | 221.9 |
| 6                              | NA      | NA   | NA   | NA   | NA   | NA   | NA   | NA   | NA   | NA   | NA   | 12.0 | 12.3 | 11.3 | 13.1 | 16.4 |       |
| 7                              | 7.7     | 12.6 | 12.8 | 13.4 | 48.9 | 12.7 | 12.9 | 12.6 | 13.9 | 17.2 | 34.1 | 12.8 | 13.4 | 12.1 | 12.4 | 17.1 | 266.6 |
| 8                              | 9.2     | 14.2 | 13.8 | 15.0 | 48.2 | 12.2 | 12.7 | 12.8 | 14.1 | 18.3 | 43.5 | 12.0 | 12.1 | 12.0 | 11.9 | 17.0 | 279.0 |
| 9                              | 6.9     | 13.0 | 15.0 | 15.8 | 17.2 | 22.9 | 13.1 | 12.4 | 18.5 | 24.3 | 31.3 | 17.6 | 36.5 | 29.9 | 36.2 | 18.1 | 328.7 |
| 10                             | 7.6     | 13.1 | 13.8 | 14.7 | 15.4 | 12.2 | 12.1 | 11.8 | 24.2 | 31.2 | 20.8 | 12.1 | 11.7 | 11.7 | 11.7 | 16.5 | 240.6 |
| 11                             | NA      | NA   | NA   | NA   | NA   | NA   | NA   | NA   | NA   | NA   | NA   | 12.7 | 14.4 | 14.4 | 14.6 | 29.3 |       |
| 12                             | 36.4    | 49.4 | 19.8 | 16.2 | 20.1 | 26.9 | 12.6 | 12.3 | NA   | NA   | NA   | NA   | NA   | NA   | NA   | NA   |       |
| 13                             | 19.3    | 24.0 | 13.8 | 13.2 | 13.0 | 14.2 | 14.5 | 15.0 | 15.6 | 25.4 | 35.1 | 12.2 | 12.6 | 12.9 | 15.9 | 29.8 | 286.5 |
| 14                             | NA      | NA   | NA   | NA   | NA   | NA   | NA   | NA   | NA   | NA   | NA   | 12.2 | 12.4 | 12.0 | 12.0 | 17.3 |       |
| 15                             | 6.5     | 12.8 | 14.5 | 17.9 | 18.0 | 12.9 | 12.3 | 11.8 | NA   | NA   | NA   | NA   | NA   | NA   | NA   | NA   |       |
| 16                             | 12.4    | 14.6 | 12.2 | 14.0 | 46.4 | 14.0 | 13.4 | 12.3 | 16.8 | 40.9 | 37.4 | 15.0 | 16.6 | 14.5 | 15.0 | 23.5 | 319.0 |
| 17                             | 6.8     | 13.4 | 14.8 | 16.2 | 52.5 | 14.2 | 13.5 | 13.7 | 15.7 | 24.1 | 40.9 | 12.1 | 12.3 | 12.7 | 17.2 | 32.9 | 313.0 |
| 18                             | 7.7     | 14.6 | 14.6 | 12.5 | 12.0 | 12.2 | 12.2 | 11.9 | 14.4 | 24.2 | 31.6 | 12.6 | 12.4 | 12.3 | 15.4 | 27.0 | 247.6 |
| 19                             | 69.2    | 69.3 | 42.0 | 19.4 | 74.7 | 57.6 | 13.8 | 12.0 | NA   | NA   | NA   | NA   | NA   | NA   | NA   | NA   |       |
| 20                             | 8.5     | 12.2 | 13.6 | 13.9 | 14.2 | 14.6 | 14.2 | 13.0 | 17.7 | 30.8 | 33.0 | 12.7 | 12.3 | 11.8 | 11.7 | 16.1 | 250.3 |
| 21                             | 8.5     | 15.8 | 16.4 | 17.0 | 53.4 | 15.0 | 14.7 | 14.1 | 16.4 | 31.9 | 20.0 | 13.6 | 13.0 | 12.3 | 12.1 | 16.6 | 290.8 |
| 22                             | 20.7    | 17.7 | 18.9 | 16.5 | 15.0 | 14.5 | 14.6 | 13.9 | 16.6 | 24.4 | 34.8 | 16.4 | 17.4 | 17.1 | 19.0 | 20.1 | 297.6 |
| 23                             | NA      | NA   | NA   | NA   | NA   | NA   | NA   | NA   | NA   | NA   | NA   | 14.1 | 14.3 | 14.3 | 15.7 | 19.3 |       |
| 24                             | 6.0     | 12.5 | 13.5 | 15.3 | 48.9 | 13.6 | 14.6 | 13.9 | 18.3 | NA   | NA   | NA   | NA   | NA   | NA   | NA   |       |
| 25                             | 44.1    | 62.2 | 15.0 | 13.3 | 12.4 | 12.1 | 12.4 | 12.2 | 17.8 | 17.8 | 22.4 | 12.3 | 12.0 | 11.8 | 12.1 | 17.6 | 307.5 |
| 26                             | 6.2     | 12.4 | 12.1 | 13.7 | 47.6 | 13.0 | 12.4 | 11.5 | 13.4 | 17.0 | 30.1 | 12.1 | 13.1 | 12.1 | 12.5 | 16.2 | 255.4 |
| 27                             | 6.5     | 12.4 | 13.1 | 14.5 | 43.4 | 13.2 | 12.9 | 12.6 | 15.6 | 22.4 | 40.5 | 13.3 | 13.2 | 12.1 | 12.1 | 15.8 | 273.6 |
| 28                             | NA      | NA   | NA   | NA   | NA   | NA   | NA   | NA   | NA   | NA   | NA   | 12.7 | 13.6 | 12.4 | 13.5 | 18.4 |       |
| 29                             | 10.3    | 24.1 | 53.7 | 25.0 | 51.2 | 44.3 | 32.7 | 55.2 | NA   | NA   | NA   | NA   | NA   | NA   | NA   | NA   |       |
| 30                             | 6.7     | 13.1 | 13.8 | 14.2 | 39.4 | 13.6 | 13.3 | 12.7 | 16.1 | 49.9 | 14.0 | 12.8 | 12.6 | 12.2 | 12.0 | 17.8 | 274.2 |
| 31                             | 12.9    | 17.1 | 14.6 | 15.6 | 17.6 | 16.0 | 13.7 | 13.9 | 20.3 | 23.4 | 27.2 | 13.1 | 12.4 | 12.3 | 12.5 | 16.7 | 259.3 |
| 32                             | 15.5    | 15.5 | 15.4 | 15.0 | 26.2 | 21.8 | 15.1 | 14.0 | 15.9 | 23.8 | 39.9 | 12.5 | 12.7 | 12.7 | 15.4 | 37.3 | 308.7 |
| 33                             | NA      | NA   | NA   | NA   | NA   | NA   | NA   | NA   | NA   | NA   | NA   | 13.8 | 14.3 | 14.5 | 16.2 | 18.9 |       |
| 34                             | 20.2    | 22.7 | 15.3 | 16.7 | 54.6 | 45.0 | 24.2 | 42.5 | 24.5 | 26.2 | 24.8 | 14.5 | 15.5 | 15.3 | 15.2 | 20.6 | 397.8 |
| 35                             | 22.6    | 47.0 | 17.8 | 22.2 | 57.2 | 45.4 | 38.8 | 43.0 | 18.2 | 36.1 | 54.1 | 13.1 | 13.6 | 12.6 | 12.6 | 16.9 | 471.2 |
| 36                             | 16.8    | 35.9 | 42.9 | 49.2 | 77.4 | 65.7 | 52.0 | 56.4 | 18.0 | 77.1 | 51.9 | 29.3 | 42.3 | 19.0 | 20.5 | 21.0 | 675.4 |
| 37                             | 7.3     | 13.5 | 14.6 | 15.6 | 34.2 | 14.4 | 13.6 | 15.5 | 17.6 | 33.8 | 35.7 | 13.9 | 15.3 | 15.3 | 16.5 | 22.9 | 299.7 |
| 38                             | 9.3     | 13.3 | 14.2 | 16.5 | 25.4 | 20.2 | 14.7 | 15.1 | 18.6 | 23.4 | 37.9 | 13.0 | 13.3 | 12.6 | 15.6 | 34.8 | 297.9 |
| 39                             | 28.6    | 38.8 | 15.0 | 15.9 | 37.9 | 17.7 | 17.3 | 13.9 | 18.5 | 28.5 | 14.1 | 13.2 | 12.9 | 12.4 | 13.1 | 18.2 | 316.0 |
| 40                             | 6.4     | 12.7 | 13.8 | 14.8 | 37.1 | 19.9 | 17.1 | 15.6 | 15.9 | 21.4 | 38.5 | 16.2 | 18.5 | 17.9 | 14.2 | 17.3 | 297.3 |
| 41                             | 6.4     | 12.5 | 12.8 | 13.9 | 13.2 | 12.0 | 12.5 | 12.1 | 13.5 | 16.5 | 37.7 | 12.2 | 12.3 | 11.5 | 12.5 | 16.6 | 228.2 |
| 42                             | 6.8     | 13.3 | 13.2 | 15.8 | 43.7 | 14.3 | 12.7 | 12.3 | 13.1 | 17.2 | 33.8 | 13.0 | 12.8 | 12.5 | 14.4 | 20.0 | 268.9 |
| 43                             | 6.1     | 12.6 | 13.1 | 12.6 | 14.9 | 14.3 | 14.7 | 12.5 | 16.4 | 54.8 | 13.5 | 12.5 | 13.3 | 12.7 | 12.7 | 17.2 | 253.9 |
| 44                             | NA      | NA   | NA   | NA   | NA   | NA   | NA   | NA   | NA   | NA   | NA   | 12.7 | 13.0 | 12.5 | 15.8 | 20.5 |       |
| 45                             | 6.9     | 12.7 | 12.4 | 13.6 | 58.3 | 13.5 | 13.2 | 12.1 | NA   | NA   | NA   | NA   | NA   | NA   | NA   | NA   |       |
| 46                             | 6.4     | 13.4 | 17.9 | 16.1 | 41.2 | 12.3 | 12.0 | 11.6 | 12.9 | 12.9 | 12.0 | 12.0 | 12.8 | 11.7 | 12.8 | 17.1 | 235.1 |
| 47                             | NA      | NA   | NA   | NA   | NA   | NA   | NA   | NA   | NA   | NA   | NA   | 12.9 | 12.4 | 12.4 | 12.8 | 16.5 |       |
| 48                             | 6.3     | 12.1 | 12.0 | 12.6 | 13.3 | 12.6 | 12.3 | 12.1 | NA   | NA   | NA   | NA   | NA   | NA   | NA   | NA   |       |
| Mean                           | 13.1    | 19.8 | 16.7 | 16.2 | 33.2 | 19.5 | 16.0 | 16.6 | 16.5 | 27.3 | 30.8 | 13.6 | 14.8 | 13.6 | 14.7 | 20.3 | 296.9 |
| Dist. (m)                      | 100     | 200  | 200  | 200  | 200  | 200  | 200  | 200  | 200  | 200  | 200  | 200  | 200  | 200  | 200  | 200  | 3100  |

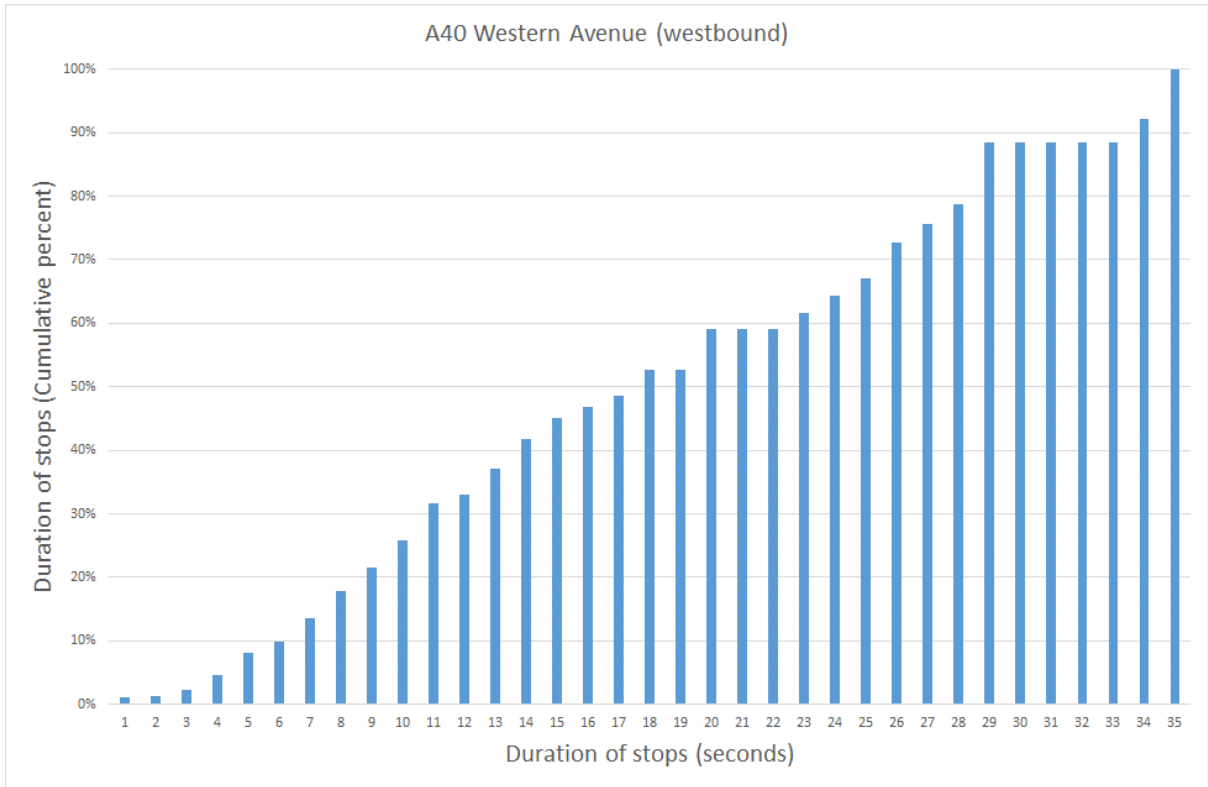
**Table 22: A40 Western Avenue (westbound) – Average speeds**

| A40 Western Avenue (westbound) |    |    |    |    |    |    |    |    |    |    |    |    |    |    |    |    |          |
|--------------------------------|----|----|----|----|----|----|----|----|----|----|----|----|----|----|----|----|----------|
| Average speed (kph)            |    |    |    |    |    |    |    |    |    |    |    |    |    |    |    |    |          |
| Section                        |    |    |    |    |    |    |    |    |    |    |    |    |    |    |    |    |          |
| Run                            | A  | B  | C  | D  | E  | F  | G  | H  | I  | J  | K  | L  | M  | N  | O  | P  | Combined |
| 1                              | 46 | 54 | 49 | 43 | 31 | 40 | 33 | 35 | 54 | 50 | 43 | 45 | 42 | 40 | 34 | 35 | 41       |
| 2                              | 42 | 55 | 58 | 55 | 59 | 61 | 60 | 60 | NA | NA | NA | NA | NA | NA | NA | NA | NA       |
| 3                              | 54 | 55 | 55 | 51 | 33 | 58 | 61 | 64 | 60 | 49 | 25 | 55 | 53 | 54 | 50 | 36 | 48       |
| 4                              | 49 | 58 | 59 | 58 | 55 | 57 | 57 | 55 | 41 | 20 | 38 | 60 | 62 | 62 | 59 | 40 | 48       |
| 5                              | 55 | 55 | 54 | 52 | 48 | 57 | 59 | 60 | 57 | 44 | 23 | 61 | 60 | 62 | 61 | 45 | 50       |
| 6                              | NA | NA | NA | NA | NA | NA | NA | NA | NA | NA | NA | 60 | 60 | 63 | 55 | 44 |          |
| 7                              | 47 | 57 | 57 | 53 | 15 | 57 | 56 | 55 | 52 | 42 | 21 | 56 | 54 | 59 | 58 | 43 | 42       |
| 8                              | 39 | 51 | 52 | 48 | 15 | 59 | 57 | 54 | 51 | 39 | 17 | 60 | 59 | 60 | 60 | 43 | 40       |
| 9                              | 52 | 55 | 48 | 45 | 42 | 32 | 55 | 57 | 39 | 29 | 23 | 41 | 19 | 24 | 20 | 41 | 34       |
| 10                             | 48 | 55 | 52 | 49 | 47 | 59 | 60 | 59 | 30 | 23 | 35 | 60 | 61 | 61 | 61 | 45 | 46       |
| 11                             | NA | NA | NA | NA | NA | NA | NA | NA | NA | NA | NA | 57 | 51 | 50 | 49 | 25 |          |
| 12                             | 10 | 15 | 36 | 45 | 36 | 27 | 57 | 57 | NA | NA | NA | NA | NA | NA | NA | NA | NA       |
| 13                             | 19 | 30 | 52 | 54 | 55 | 51 | 50 | 48 | 46 | 28 | 21 | 59 | 57 | 56 | 45 | 24 | 39       |
| 14                             | NA | NA | NA | NA | NA | NA | NA | NA | NA | NA | NA | 59 | 58 | 60 | 60 | 42 |          |
| 15                             | 56 | 56 | 49 | 40 | 40 | 56 | 58 | 59 | NA | NA | NA | NA | NA | NA | NA | NA | NA       |
| 16                             | 29 | 49 | 59 | 51 | 16 | 51 | 54 | 56 | 43 | 18 | 19 | 49 | 44 | 50 | 48 | 31 | 35       |
| 17                             | 53 | 54 | 49 | 45 | 14 | 51 | 54 | 50 | 46 | 30 | 18 | 60 | 59 | 57 | 42 | 22 | 36       |
| 18                             | 47 | 50 | 49 | 58 | 60 | 59 | 59 | 61 | 50 | 29 | 23 | 58 | 59 | 58 | 47 | 27 | 45       |
| 19                             | 5  | 10 | 17 | 37 | 10 | 13 | 52 | 58 | NA | NA | NA | NA | NA | NA | NA | NA | NA       |
| 20                             | 43 | 59 | 53 | 52 | 51 | 49 | 51 | 53 | 41 | 23 | 22 | 57 | 59 | 61 | 62 | 45 | 45       |
| 21                             | 43 | 45 | 44 | 42 | 13 | 48 | 49 | 49 | 44 | 23 | 36 | 53 | 56 | 58 | 60 | 44 | 38       |
| 22                             | 17 | 41 | 38 | 44 | 48 | 50 | 49 | 50 | 43 | 30 | 21 | 44 | 42 | 42 | 38 | 36 | 37       |
| 23                             | NA | NA | NA | NA | NA | NA | NA | NA | NA | NA | NA | 51 | 50 | 50 | 46 | 38 |          |
| 24                             | 60 | 58 | 53 | 47 | 15 | 53 | 49 | 50 | 39 | NA | NA | NA | NA | NA | NA | NA | NA       |
| 25                             | 8  | 11 | 48 | 54 | 58 | 60 | 58 | 56 | 41 | 40 | 32 | 60 | 59 | 61 | 59 | 42 | 36       |
| 26                             | 58 | 58 | 59 | 53 | 15 | 56 | 58 | 59 | 54 | 42 | 24 | 60 | 56 | 59 | 58 | 44 | 44       |
| 27                             | 55 | 58 | 55 | 49 | 17 | 55 | 56 | 54 | 46 | 32 | 18 | 54 | 56 | 60 | 59 | 45 | 41       |
| 28                             | NA | NA | NA | NA | NA | NA | NA | NA | NA | NA | NA | 57 | 54 | 58 | 53 | 39 |          |
| 29                             | 35 | 30 | 13 | 29 | 14 | 16 | 22 | 13 | NA | NA | NA | NA | NA | NA | NA | NA | NA       |
| 30                             | 54 | 55 | 53 | 51 | 18 | 53 | 54 | 55 | 45 | 14 | 52 | 56 | 57 | 59 | 60 | 41 | 41       |
| 31                             | 28 | 42 | 49 | 46 | 41 | 45 | 53 | 51 | 35 | 31 | 27 | 56 | 57 | 59 | 57 | 44 | 43       |
| 32                             | 23 | 47 | 47 | 48 | 28 | 33 | 48 | 50 | 46 | 30 | 18 | 58 | 56 | 56 | 47 | 20 | 36       |
| 33                             | NA | NA | NA | NA | NA | NA | NA | NA | NA | NA | NA | 53 | 50 | 50 | 44 | 39 |          |
| 34                             | 18 | 32 | 47 | 43 | 13 | 16 | 30 | 16 | 29 | 28 | 29 | 50 | 47 | 47 | 47 | 35 | 28       |
| 35                             | 16 | 15 | 41 | 32 | 13 | 16 | 19 | 16 | 39 | 20 | 13 | 55 | 53 | 57 | 57 | 43 | 24       |
| 36                             | 22 | 20 | 17 | 15 | 9  | 11 | 14 | 13 | 40 | 9  | 14 | 25 | 17 | 38 | 35 | 34 | 17       |
| 37                             | 49 | 53 | 49 | 46 | 21 | 50 | 52 | 47 | 40 | 21 | 20 | 52 | 47 | 47 | 44 | 32 | 37       |
| 38                             | 39 | 54 | 51 | 44 | 28 | 36 | 49 | 46 | 39 | 31 | 19 | 56 | 54 | 57 | 46 | 21 | 37       |
| 39                             | 13 | 19 | 48 | 45 | 19 | 40 | 42 | 50 | 39 | 25 | 52 | 55 | 56 | 58 | 55 | 40 | 35       |
| 40                             | 56 | 56 | 52 | 49 | 19 | 36 | 42 | 47 | 45 | 34 | 19 | 45 | 38 | 40 | 51 | 42 | 38       |
| 41                             | 56 | 58 | 56 | 52 | 54 | 60 | 58 | 58 | 53 | 43 | 19 | 60 | 59 | 62 | 58 | 44 | 49       |
| 42                             | 53 | 54 | 55 | 45 | 16 | 50 | 57 | 56 | 55 | 42 | 21 | 56 | 57 | 58 | 50 | 36 | 41       |
| 43                             | 59 | 57 | 55 | 57 | 49 | 50 | 49 | 55 | 44 | 13 | 54 | 58 | 55 | 57 | 57 | 42 | 44       |
| 44                             | NA | NA | NA | NA | NA | NA | NA | NA | NA | NA | NA | 57 | 56 | 57 | 46 | 35 |          |
| 45                             | 53 | 57 | 58 | 53 | 12 | 54 | 55 | 57 | NA | NA | NA | NA | NA | NA | NA | NA | NA       |
| 46                             | 57 | 53 | 40 | 44 | 18 | 58 | 60 | 60 | 56 | 56 | 60 | 61 | 57 | 61 | 57 | 42 | 47       |
| 47                             | NA | NA | NA | NA | NA | NA | NA | NA | NA | NA | NA | 56 | 58 | 59 | 56 | 44 |          |
| 48                             | 57 | 59 | 60 | 57 | 55 | 57 | 59 | 57 | NA | NA | NA | NA | NA | NA | NA | NA | NA       |
| Combined                       | 28 | 36 | 43 | 44 | 22 | 37 | 45 | 42 | 44 | 26 | 23 | 53 | 49 | 53 | 49 | 36 | 37       |

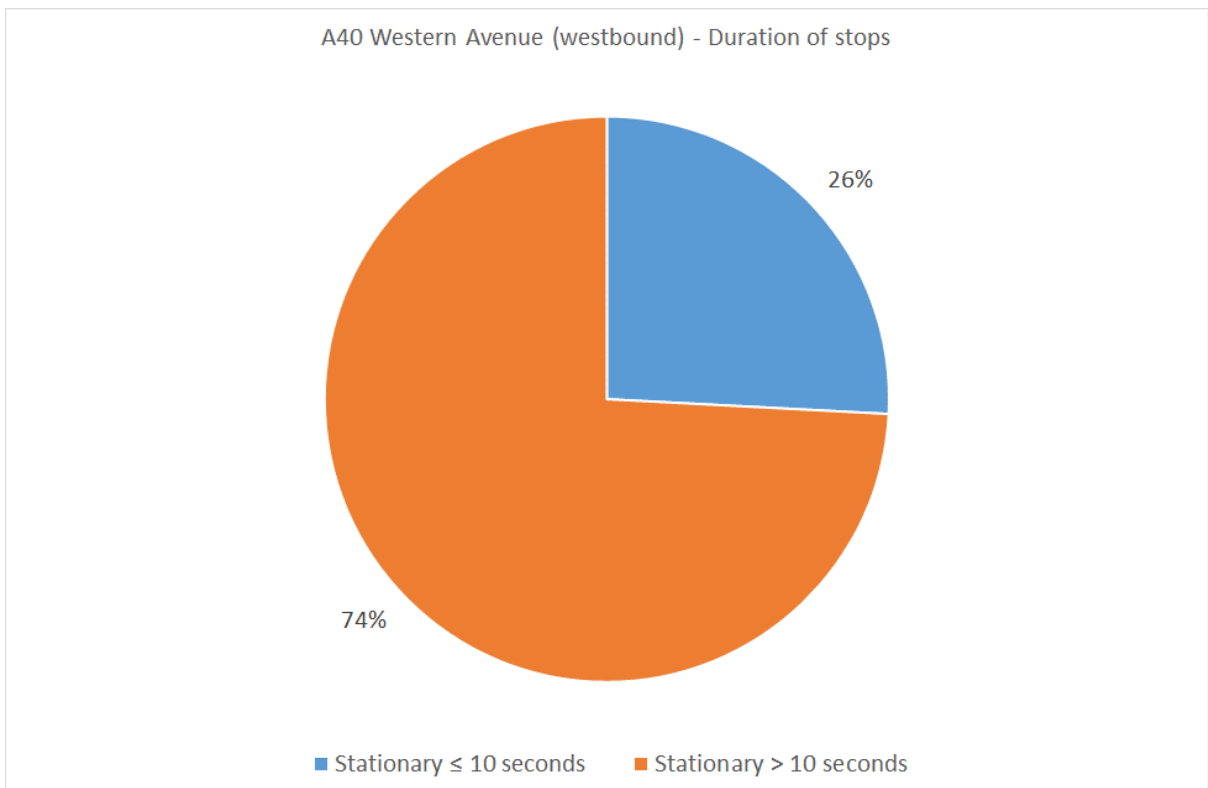
**Table 23: A40 Western Avenue (westbound) – Time spent stationary**

A40 Western Avenue (westbound)  
 Percentage (%) time spent stationary

| Run      | A   | B   | C   | D  | E   | F   | G  | H  | I  | J   | K   | L  | M   | N  | O  | P   | Combined |
|----------|-----|-----|-----|----|-----|-----|----|----|----|-----|-----|----|-----|----|----|-----|----------|
| 1        | 0%  | 0%  | 0%  | 0% | 0%  | 0%  | 0% | 0% | 0% | 0%  | 0%  | 0% | 0%  | 0% | 0% | 0%  | 0%       |
| 2        | 0%  | 0%  | 0%  | 0% | 0%  | 0%  | 0% | 0% | 0% | NA  | NA  | NA | NA  | NA | NA | NA  | NA       |
| 3        | 0%  | 0%  | 0%  | 0% | 0%  | 0%  | 0% | 0% | 0% | 0%  | 0%  | 0% | 0%  | 0% | 0% | 0%  | 0%       |
| 4        | 0%  | 0%  | 0%  | 0% | 0%  | 0%  | 0% | 0% | 0% | 13% | 0%  | 0% | 0%  | 0% | 0% | 0%  | 2%       |
| 5        | 0%  | 0%  | 0%  | 0% | 0%  | 0%  | 0% | 0% | 0% | 0%  | 36% | 0% | 0%  | 0% | 0% | 0%  | 5%       |
| 6        | NA  | NA  | NA  | NA | NA  | NA  | NA | NA | NA | NA  | NA  | 0% | 0%  | 0% | 0% | 0%  | 0%       |
| 7        | 0%  | 0%  | 0%  | 0% | 53% | 0%  | 0% | 0% | 0% | 0%  | 31% | 0% | 0%  | 0% | 0% | 0%  | 14%      |
| 8        | 0%  | 0%  | 0%  | 0% | 32% | 0%  | 0% | 0% | 0% | 0%  | 40% | 0% | 0%  | 0% | 0% | 0%  | 12%      |
| 9        | 0%  | 0%  | 0%  | 0% | 0%  | 0%  | 0% | 0% | 0% | 0%  | 0%  | 0% | 0%  | 0% | 0% | 0%  | 0%       |
| 10       | 0%  | 0%  | 0%  | 0% | 0%  | 0%  | 0% | 0% | 0% | 0%  | 0%  | 0% | 0%  | 0% | 0% | 0%  | 0%       |
| 11       | NA  | NA  | NA  | NA | NA  | NA  | NA | NA | NA | NA  | NA  | 0% | 0%  | 0% | 0% | 0%  | 0%       |
| 12       | 23% | 2%  | 0%  | 0% | 0%  | 7%  | 0% | 0% | 0% | NA  | NA  | NA | NA  | NA | NA | NA  | NA       |
| 13       | 0%  | 0%  | 0%  | 0% | 0%  | 0%  | 0% | 0% | 0% | 0%  | 15% | 0% | 0%  | 0% | 0% | 1%  | 2%       |
| 14       | NA  | NA  | NA  | NA | NA  | NA  | NA | NA | NA | NA  | NA  | 0% | 0%  | 0% | 0% | 0%  | 0%       |
| 15       | 0%  | 0%  | 0%  | 0% | 0%  | 0%  | 0% | 0% | 0% | NA  | NA  | NA | NA  | NA | NA | NA  | NA       |
| 16       | 0%  | 0%  | 0%  | 0% | 48% | 0%  | 0% | 0% | 0% | 21% | 37% | 0% | 0%  | 0% | 0% | 0%  | 14%      |
| 17       | 0%  | 0%  | 0%  | 0% | 55% | 0%  | 0% | 0% | 0% | 0%  | 31% | 0% | 0%  | 0% | 0% | 0%  | 15%      |
| 18       | 0%  | 0%  | 0%  | 0% | 0%  | 0%  | 0% | 0% | 0% | 0%  | 26% | 0% | 0%  | 0% | 0% | 0%  | 3%       |
| 19       | 23% | 0%  | 0%  | 0% | 46% | 33% | 0% | 0% | 0% | NA  | NA  | NA | NA  | NA | NA | NA  | NA       |
| 20       | 0%  | 0%  | 0%  | 0% | 0%  | 0%  | 0% | 0% | 0% | 0%  | 22% | 0% | 0%  | 0% | 0% | 0%  | 3%       |
| 21       | 0%  | 0%  | 0%  | 0% | 48% | 0%  | 0% | 0% | 0% | 0%  | 0%  | 0% | 0%  | 0% | 0% | 0%  | 9%       |
| 22       | 0%  | 0%  | 0%  | 0% | 0%  | 0%  | 0% | 0% | 0% | 0%  | 35% | 0% | 0%  | 0% | 0% | 0%  | 4%       |
| 23       | NA  | NA  | NA  | NA | NA  | NA  | NA | NA | NA | NA  | NA  | 0% | 0%  | 0% | 0% | 0%  | 0%       |
| 24       | 0%  | 0%  | 0%  | 0% | 48% | 0%  | 0% | 0% | 0% | NA  | NA  | NA | NA  | NA | NA | NA  | NA       |
| 25       | 7%  | 14% | 0%  | 0% | 0%  | 0%  | 0% | 0% | 0% | 0%  | 0%  | 0% | 0%  | 0% | 0% | 0%  | 4%       |
| 26       | 0%  | 0%  | 0%  | 0% | 51% | 0%  | 0% | 0% | 0% | 0%  | 25% | 0% | 0%  | 0% | 0% | 0%  | 12%      |
| 27       | 0%  | 0%  | 0%  | 0% | 45% | 0%  | 0% | 0% | 0% | 0%  | 0%  | 0% | 0%  | 0% | 0% | 0%  | 7%       |
| 28       | NA  | NA  | NA  | NA | NA  | NA  | NA | NA | NA | NA  | NA  | 0% | 0%  | 0% | 0% | 0%  | 0%       |
| 29       | 0%  | 0%  | 0%  | 0% | 27% | 17% | 0% | 0% | 9% | NA  | NA  | NA | NA  | NA | NA | NA  | NA       |
| 30       | 0%  | 0%  | 0%  | 0% | 34% | 0%  | 0% | 0% | 0% | 52% | 0%  | 0% | 0%  | 0% | 0% | 0%  | 14%      |
| 31       | 0%  | 0%  | 0%  | 0% | 0%  | 0%  | 0% | 0% | 0% | 0%  | 0%  | 0% | 0%  | 0% | 0% | 0%  | 0%       |
| 32       | 0%  | 0%  | 0%  | 0% | 0%  | 0%  | 0% | 0% | 0% | 0%  | 41% | 0% | 0%  | 0% | 0% | 33% | 9%       |
| 33       | NA  | NA  | NA  | NA | NA  | NA  | NA | NA | NA | NA  | NA  | 0% | 0%  | 0% | 0% | 0%  | 0%       |
| 34       | 0%  | 0%  | 0%  | 0% | 53% | 33% | 0% | 0% | 0% | 0%  | 0%  | 0% | 0%  | 0% | 0% | 0%  | 11%      |
| 35       | 0%  | 0%  | 0%  | 0% | 45% | 9%  | 0% | 0% | 0% | 10% | 64% | 0% | 0%  | 0% | 0% | 0%  | 14%      |
| 36       | 0%  | 0%  | 18% | 0% | 37% | 12% | 0% | 9% | 0% | 48% | 27% | 0% | 21% | 0% | 0% | 0%  | 16%      |
| 37       | 0%  | 0%  | 0%  | 0% | 8%  | 0%  | 0% | 0% | 0% | 0%  | 28% | 0% | 0%  | 0% | 0% | 0%  | 4%       |
| 38       | 0%  | 0%  | 0%  | 0% | 0%  | 0%  | 0% | 0% | 0% | 0%  | 31% | 0% | 0%  | 0% | 0% | 28% | 7%       |
| 39       | 24% | 0%  | 0%  | 0% | 20% | 0%  | 0% | 0% | 0% | 2%  | 0%  | 0% | 0%  | 0% | 0% | 0%  | 5%       |
| 40       | 0%  | 0%  | 0%  | 0% | 16% | 0%  | 0% | 0% | 0% | 0%  | 18% | 0% | 0%  | 0% | 0% | 0%  | 4%       |
| 41       | 0%  | 0%  | 0%  | 0% | 0%  | 0%  | 0% | 0% | 0% | 0%  | 46% | 0% | 0%  | 0% | 0% | 0%  | 8%       |
| 42       | 0%  | 0%  | 0%  | 0% | 29% | 0%  | 0% | 0% | 0% | 0%  | 30% | 0% | 0%  | 0% | 0% | 0%  | 9%       |
| 43       | 0%  | 0%  | 0%  | 0% | 0%  | 0%  | 0% | 0% | 0% | 53% | 0%  | 0% | 0%  | 0% | 0% | 0%  | 11%      |
| 44       | NA  | NA  | NA  | NA | NA  | NA  | NA | NA | NA | NA  | NA  | 0% | 0%  | 0% | 0% | 0%  | 0%       |
| 45       | 0%  | 0%  | 0%  | 0% | 58% | 0%  | 0% | 0% | 0% | NA  | NA  | NA | NA  | NA | NA | NA  | NA       |
| 46       | 0%  | 0%  | 0%  | 0% | 23% | 0%  | 0% | 0% | 0% | 0%  | 0%  | 0% | 0%  | 0% | 0% | 0%  | 4%       |
| 47       | NA  | NA  | NA  | NA | NA  | NA  | NA | NA | NA | NA  | NA  | 0% | 0%  | 0% | 0% | 0%  | 0%       |
| 48       | 0%  | 0%  | 0%  | 0% | 0%  | 0%  | 0% | 0% | 0% | NA  | NA  | NA | NA  | NA | NA | NA  | NA       |
| Combined | 7%  | 1%  | 1%  | 0% | 30% | 7%  | 0% | 2% | 0% | 12% | 23% | 0% | 1%  | 0% | 0% | 3%  | 8%       |



**Figure 26: A40 Western Avenue (westbound) – Duration of stops**



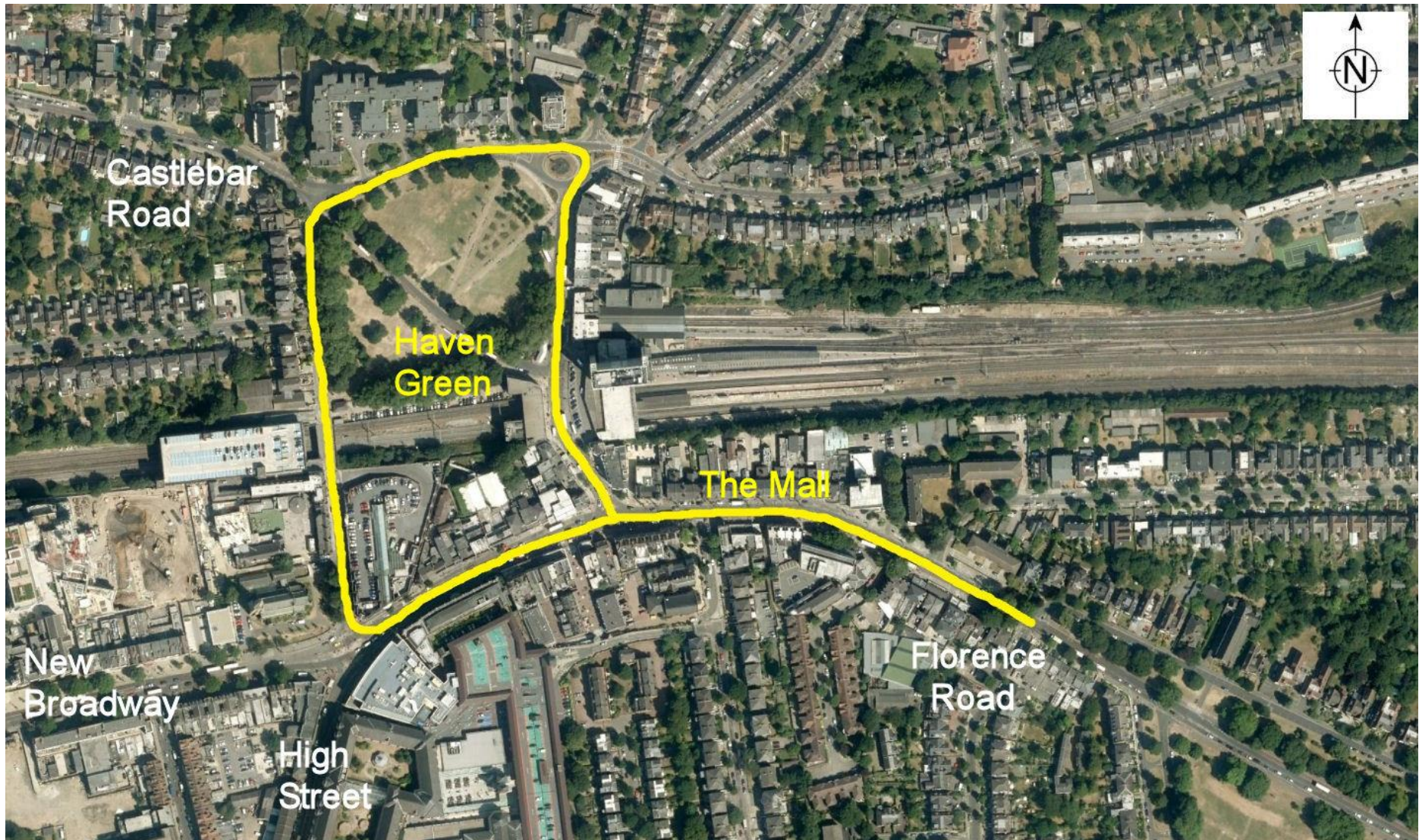
**Figure 27: A40 Western Avenue (westbound) – Duration stationary >10 seconds**

**Table 24: A40 Western Avenue (westbound) – Time spent >20mph**

A40 Western Avenue (westbound)  
 Percentage (%) time spent >30mph (>48.3kph)

| Run      | Section |      |      |      |      |      |      |      |      |      |      |      |      |      |      |     | P Combined |
|----------|---------|------|------|------|------|------|------|------|------|------|------|------|------|------|------|-----|------------|
|          | A       | B    | C    | D    | E    | F    | G    | H    | I    | J    | K    | L    | M    | N    | O    | P   | Combined   |
| 1        | 51%     | 100% | 75%  | 1%   | 0%   | 0%   | 0%   | 10%  | 100% | 61%  | 0%   | 0%   | 0%   | 0%   | 0%   | 0%  | 19%        |
| 2        | 0%      | 95%  | 100% | 100% | 100% | 100% | 100% | 100% | NA   | NA   | NA   | NA   | NA   | NA   | NA   | NA  | NA         |
| 3        | 100%    | 100% | 100% | 75%  | 0%   | 98%  | 100% | 100% | 100% | 64%  | 9%   | 100% | 100% | 100% | 53%  | 0%  | 64%        |
| 4        | 54%     | 100% | 100% | 100% | 100% | 100% | 100% | 91%  | 0%   | 0%   | 25%  | 100% | 100% | 100% | 100% | 18% | 63%        |
| 5        | 100%    | 100% | 100% | 100% | 38%  | 100% | 100% | 100% | 100% | 48%  | 25%  | 100% | 100% | 100% | 100% | 52% | 78%        |
| 6        | NA      | NA   | NA   | NA   | NA   | NA   | NA   | NA   | NA   | NA   | NA   | 100% | 100% | 100% | 100% | 43% |            |
| 7        | 58%     | 100% | 100% | 90%  | 11%  | 100% | 100% | 100% | 83%  | 0%   | 13%  | 100% | 100% | 100% | 100% | 35% | 59%        |
| 8        | 0%      | 68%  | 97%  | 41%  | 10%  | 100% | 100% | 100% | 100% | 1%   | 9%   | 100% | 100% | 100% | 100% | 38% | 52%        |
| 9        | 100%    | 100% | 55%  | 0%   | 0%   | 24%  | 100% | 100% | 14%  | 0%   | 0%   | 0%   | 0%   | 0%   | 0%   | 43% | 21%        |
| 10       | 55%     | 100% | 100% | 68%  | 30%  | 100% | 100% | 100% | 1%   | 0%   | 37%  | 100% | 100% | 100% | 100% | 48% | 60%        |
| 11       | NA      | NA   | NA   | NA   | NA   | NA   | NA   | NA   | NA   | NA   | NA   | 100% | 99%  | 76%  | 60%  | 0%  |            |
| 12       | 0%      | 0%   | 0%   | 0%   | 0%   | 25%  | 100% | 100% | NA   | NA   | NA   | NA   | NA   | NA   | NA   | NA  | NA         |
| 13       | 0%      | 24%  | 100% | 100% | 100% | 100% | 81%  | 57%  | 13%  | 0%   | 14%  | 100% | 100% | 100% | 47%  | 0%  | 46%        |
| 14       | NA      | NA   | NA   | NA   | NA   | NA   | NA   | NA   | NA   | NA   | NA   | 100% | 100% | 100% | 100% | 32% |            |
| 15       | 100%    | 100% | 66%  | 0%   | 3%   | 100% | 100% | 100% | NA   | NA   | NA   | NA   | NA   | NA   | NA   | NA  | NA         |
| 16       | 0%      | 66%  | 100% | 74%  | 0%   | 92%  | 100% | 100% | 21%  | 0%   | 22%  | 60%  | 10%  | 97%  | 50%  | 0%  | 36%        |
| 17       | 100%    | 100% | 51%  | 30%  | 13%  | 64%  | 100% | 91%  | 13%  | 0%   | 10%  | 100% | 100% | 100% | 33%  | 2%  | 39%        |
| 18       | 38%     | 81%  | 62%  | 100% | 100% | 100% | 100% | 100% | 83%  | 0%   | 24%  | 100% | 100% | 100% | 55%  | 0%  | 61%        |
| 19       | 0%      | 0%   | 0%   | 0%   | 0%   | 0%   | 72%  | 100% | NA   | NA   | NA   | NA   | NA   | NA   | NA   | NA  | NA         |
| 20       | 11%     | 100% | 100% | 100% | 71%  | 100% | 100% | 100% | 21%  | 0%   | 11%  | 100% | 100% | 100% | 100% | 50% | 62%        |
| 21       | 20%     | 33%  | 20%  | 0%   | 0%   | 53%  | 96%  | 73%  | 0%   | 0%   | 2%   | 100% | 100% | 100% | 100% | 43% | 35%        |
| 22       | 0%      | 0%   | 0%   | 1%   | 39%  | 84%  | 90%  | 90%  | 19%  | 0%   | 17%  | 0%   | 0%   | 0%   | 0%   | 0%  | 18%        |
| 23       | NA      | NA   | NA   | NA   | NA   | NA   | NA   | NA   | NA   | NA   | NA   | 100% | 97%  | 71%  | 2%   | 4%  |            |
| 24       | 100%    | 100% | 100% | 59%  | 8%   | 100% | 85%  | 96%  | 0%   | NA   | NA   | NA   | NA   | NA   | NA   | NA  | NA         |
| 25       | 0%      | 2%   | 72%  | 100% | 100% | 100% | 100% | 100% | 15%  | 0%   | 33%  | 100% | 100% | 100% | 100% | 35% | 45%        |
| 26       | 100%    | 100% | 100% | 75%  | 12%  | 100% | 100% | 100% | 99%  | 3%   | 25%  | 100% | 100% | 100% | 100% | 51% | 64%        |
| 27       | 100%    | 100% | 100% | 68%  | 15%  | 100% | 100% | 100% | 39%  | 0%   | 0%   | 96%  | 100% | 100% | 100% | 49% | 55%        |
| 28       | NA      | NA   | NA   | NA   | NA   | NA   | NA   | NA   | NA   | NA   | NA   | 100% | 100% | 100% | 66%  | 0%  |            |
| 29       | 0%      | 0%   | 0%   | 0%   | 0%   | 0%   | 0%   | 0%   | NA   | NA   | NA   | NA   | NA   | NA   | NA   | NA  | NA         |
| 30       | 100%    | 100% | 100% | 67%  | 2%   | 100% | 100% | 100% | 41%  | 11%  | 100% | 100% | 100% | 100% | 100% | 37% | 61%        |
| 31       | 0%      | 18%  | 52%  | 0%   | 0%   | 44%  | 100% | 76%  | 0%   | 0%   | 14%  | 100% | 100% | 100% | 100% | 51% | 40%        |
| 32       | 0%      | 42%  | 43%  | 65%  | 0%   | 11%  | 29%  | 100% | 10%  | 0%   | 19%  | 100% | 100% | 100% | 55%  | 10% | 33%        |
| 33       | NA      | NA   | NA   | NA   | NA   | NA   | NA   | NA   | NA   | NA   | NA   | 100% | 100% | 89%  | 0%   | 3%  |            |
| 34       | 0%      | 0%   | 0%   | 0%   | 0%   | 0%   | 0%   | 0%   | 0%   | 0%   | 5%   | 71%  | 16%  | 0%   | 10%  | 0%  | 4%         |
| 35       | 0%      | 0%   | 0%   | 0%   | 0%   | 0%   | 0%   | 0%   | 0%   | 0%   | 20%  | 100% | 100% | 100% | 100% | 48% | 15%        |
| 36       | 0%      | 0%   | 0%   | 0%   | 0%   | 0%   | 0%   | 0%   | 6%   | 0%   | 0%   | 4%   | 0%   | 0%   | 0%   | 0%  | 0%         |
| 37       | 59%     | 98%  | 82%  | 49%  | 0%   | 63%  | 96%  | 0%   | 0%   | 0%   | 13%  | 100% | 10%  | 0%   | 0%   | 0%  | 26%        |
| 38       | 3%      | 100% | 82%  | 12%  | 0%   | 0%   | 77%  | 40%  | 0%   | 0%   | 13%  | 100% | 100% | 100% | 56%  | 7%  | 33%        |
| 39       | 0%      | 3%   | 23%  | 22%  | 0%   | 0%   | 18%  | 65%  | 0%   | 1%   | 96%  | 100% | 100% | 100% | 100% | 28% | 29%        |
| 40       | 100%    | 100% | 100% | 54%  | 0%   | 0%   | 2%   | 27%  | 0%   | 0%   | 0%   | 0%   | 0%   | 0%   | 82%  | 43% | 22%        |
| 41       | 100%    | 100% | 100% | 100% | 100% | 100% | 100% | 100% | 100% | 47%  | 22%  | 100% | 100% | 100% | 100% | 53% | 80%        |
| 42       | 100%    | 100% | 100% | 20%  | 1%   | 93%  | 100% | 100% | 100% | 17%  | 21%  | 100% | 100% | 100% | 62%  | 0%  | 54%        |
| 43       | 100%    | 100% | 100% | 100% | 50%  | 71%  | 63%  | 100% | 26%  | 13%  | 100% | 100% | 100% | 100% | 100% | 34% | 65%        |
| 44       | NA      | NA   | NA   | NA   | NA   | NA   | NA   | NA   | NA   | NA   | NA   | 100% | 100% | 100% | 42%  | 0%  |            |
| 45       | 100%    | 100% | 100% | 79%  | 11%  | 100% | 100% | 100% | NA   | NA   | NA   | NA   | NA   | NA   | NA   | NA  | NA         |
| 46       | 100%    | 100% | 4%   | 19%  | 10%  | 100% | 100% | 100% | 100% | 100% | 100% | 100% | 100% | 100% | 100% | 46% | 67%        |
| 47       | NA      | NA   | NA   | NA   | NA   | NA   | NA   | NA   | NA   | NA   | NA   | 100% | 100% | 100% | 100% | 52% |            |
| 48       | 100%    | 100% | 100% | 100% | 100% | 100% | 100% | 100% | NA   | NA   | NA   | NA   | NA   | NA   | NA   | NA  | NA         |
| Combined | 25%     | 46%  | 54%  | 42%  | 13%  | 45%  | 64%  | 59%  | 31%  | 7%   | 18%  | 81%  | 70%  | 74%  | 59%  | 20% | 40%        |

#### 4. Haven Green / The Mall



*Figure 28: Haven Green / The Mall – Case study area*





*Figure 29: Haven Green – Sections 'A' to 'H'*



*Figure 30: The Mall – Sections 'I' to 'K'*

**Table 25: Haven Green (clockwise) – Journey times**

**Haven Green (clockwise loop)  
Journey Time (seconds)**

| Run              | Section     |             |             |             |             |             |             |             | Total        |
|------------------|-------------|-------------|-------------|-------------|-------------|-------------|-------------|-------------|--------------|
|                  | A           | B           | C           | D           | E           | F           | G           | H           |              |
| 1                | 42.5        | 47.4        | 23.3        | 70.9        | 17.1        | 26.6        | 15.7        | 36.3        | <b>279.8</b> |
| 2                | 14.9        | 13.4        | 27.8        | 106.1       | 18.0        | 14.2        | 19.7        | 51.3        | <b>265.4</b> |
| 3                | 12.1        | 14.8        | 23.3        | 38.3        | 18.4        | 15.2        | 18.4        | 22.6        | <b>163.1</b> |
| 4                | 12.0        | 22.4        | 40.8        | 45.3        | 22.5        | 38.5        | 35.3        | 15.4        | <b>232.2</b> |
| 5                | 36.4        | 26.5        | 25.6        | 32.0        | 66.9        | 20.8        | 14.5        | 28.1        | <b>250.8</b> |
| 6                | 13.5        | 23.9        | 138.4       | 77.1        | 21.2        | 24.0        | 14.8        | 40.5        | <b>353.4</b> |
| 7                | 16.4        | 16.4        | 38.2        | 69.1        | 33.1        | 15.9        | 16.8        | 23.5        | <b>229.4</b> |
| 8                | 17.6        | 13.3        | 30.7        | 31.9        | 31.5        | 14.5        | 23.1        | 13.3        | <b>175.9</b> |
| 9                | 12.0        | 33.3        | 26.3        | 108.4       | 17.2        | 13.3        | 22.2        | 46.1        | <b>278.8</b> |
| 10               | 36.6        | 44.3        | 23.3        | 36.6        | 17.6        | 15.9        | 27.0        | 16.0        | <b>217.3</b> |
| 11               | 36.7        | 42.8        | 30.1        | 15.0        | 17.9        | 18.6        | 20.5        | 29.8        | <b>211.4</b> |
| 12               | NA          | NA          | NA          | 71.3        | 16.9        | 13.3        | 27.0        | 16.8        |              |
| 13               | 32.0        | 43.3        | 25.2        | 28.2        | 16.1        | 32.3        | 26.2        | 66.6        | <b>269.9</b> |
| 14               | 11.9        | 20.0        | 22.6        | 41.1        | 24.0        | 23.1        | 33.5        | 46.9        | <b>223.1</b> |
| 15               | 15.1        | 18.0        | 28.2        | 46.8        | 39.1        | 14.7        | 13.9        | 49.9        | <b>225.7</b> |
| 16               | 14.2        | 24.7        | 34.6        | 52.9        | 16.9        | 14.5        | 19.9        | 52.5        | <b>230.2</b> |
| 17               | 21.7        | 9.7         | 32.5        | 73.8        | 19.0        | 14.0        | 25.6        | 42.7        | <b>239.0</b> |
| 18               | 13.3        | 31.8        | 23.4        | 59.1        | 19.6        | 21.4        | 23.7        | 46.6        | <b>238.9</b> |
| 19               | 13.8        | 12.1        | 28.8        | 49.6        | 16.0        | 13.8        | 27.9        | 79.8        | <b>241.8</b> |
| 20               | 16.8        | 24.5        | 25.5        | 73.5        | 16.7        | 13.4        | 13.9        | 43.3        | <b>227.6</b> |
| 21               | 15.4        | 12.0        | 22.7        | 62.2        | 16.1        | 27.1        | 23.7        | 50.2        | <b>229.4</b> |
| 22               | 19.2        | 52.2        | 24.7        | 59.7        | 26.0        | 15.0        | 14.6        | 14.4        | <b>225.8</b> |
| 23               | NA          | NA          | 18.1        | 52.0        | 21.2        | 37.7        | 29.7        | 21.4        |              |
| 24               | 14.7        | 23.3        | 25.4        | 98.9        | 19.3        | 16.5        | 19.4        | 17.0        | <b>234.5</b> |
| 25               | 13.9        | 21.8        | 23.4        | 61.9        | 15.8        | 13.9        | 15.0        | 19.3        | <b>185.0</b> |
| 26               | 13.2        | 16.9        | 23.8        | 20.1        | 17.4        | 14.6        | 19.2        | 34.1        | <b>159.3</b> |
| 27               | 15.9        | 15.5        | 27.4        | 10.1        | 16.8        | 13.2        | 14.7        | 48.3        | <b>161.9</b> |
| 28               | 12.9        | 38.9        | 24.3        | 71.9        | 26.3        | 34.2        | 24.6        | 38.7        | <b>271.8</b> |
| 29               | 48.4        | 19.5        | 26.8        | 22.3        | 16.0        | 16.0        | 24.7        | 45.7        | <b>219.4</b> |
| 30               | 12.3        | 17.2        | 23.5        | 43.3        | 20.0        | 36.5        | 14.9        | 47.1        | <b>214.8</b> |
| 31               | 17.4        | 20.7        | 47.0        | 41.6        | 17.9        | 13.6        | 16.4        | 50.0        | <b>224.6</b> |
| 32               | 15.0        | 20.5        | 71.4        | 16.5        | 18.2        | 27.8        | 29.5        | 30.0        | <b>228.9</b> |
| <b>Mean</b>      | <b>19.6</b> | <b>24.7</b> | <b>32.5</b> | <b>52.7</b> | <b>21.8</b> | <b>20.1</b> | <b>21.4</b> | <b>37.0</b> | <b>230.3</b> |
| <b>Dist. (m)</b> | <b>99</b>   | <b>91</b>   | <b>206</b>  | <b>85</b>   | <b>136</b>  | <b>87</b>   | <b>118</b>  | <b>108</b>  | <b>931</b>   |

**Table 26: Haven Green (clockwise) – Average speeds**

Haven Green (clockwise loop)

Average speed (kph)

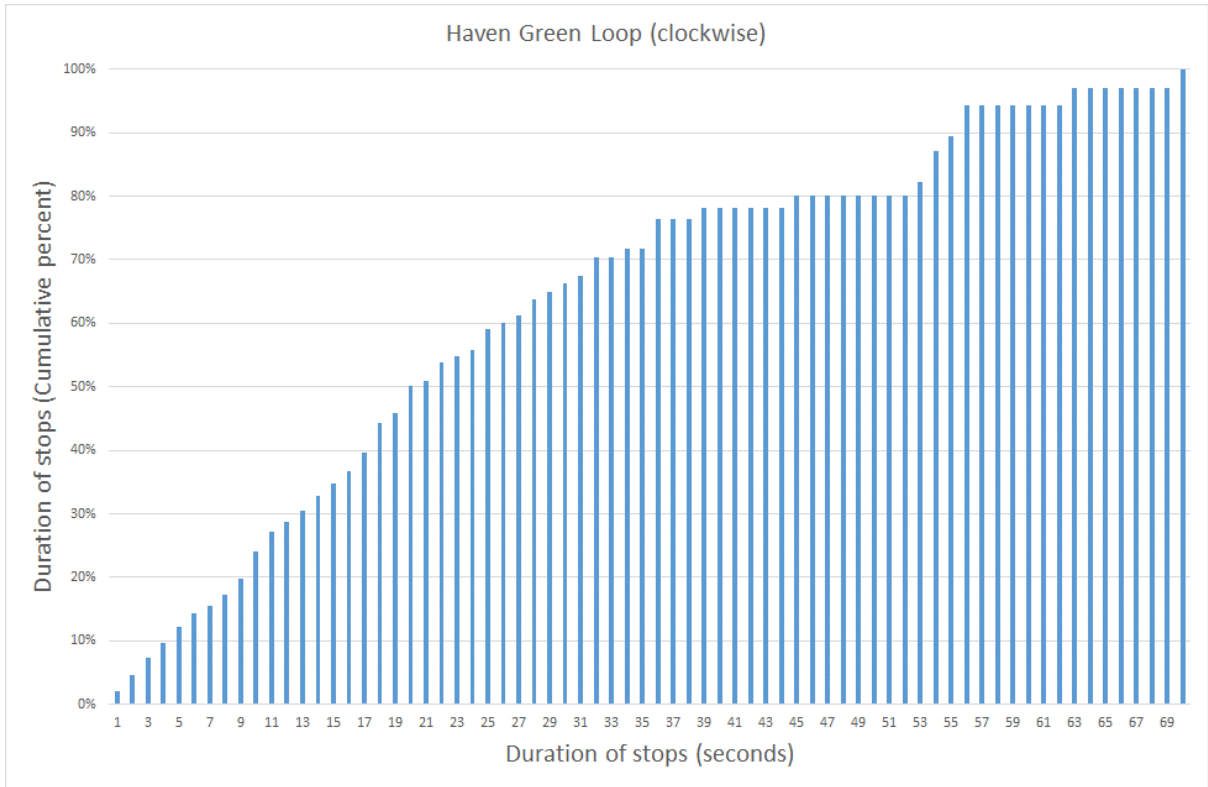
| Run      | Section |    |    |    |    |    |    |    | Combined |
|----------|---------|----|----|----|----|----|----|----|----------|
|          | A       | B  | C  | D  | E  | F  | G  | H  |          |
| 1        | 9       | 7  | 32 | 4  | 29 | 12 | 27 | 10 | 12       |
| 2        | 26      | 24 | 26 | 3  | 27 | 23 | 22 | 7  | 13       |
| 3        | 31      | 22 | 31 | 7  | 27 | 21 | 23 | 16 | 20       |
| 4        | 32      | 15 | 17 | 6  | 22 | 8  | 12 | 24 | 14       |
| 5        | 10      | 13 | 29 | 9  | 7  | 17 | 29 | 13 | 13       |
| 6        | 28      | 14 | 5  | 4  | 23 | 13 | 29 | 9  | 9        |
| 7        | 23      | 20 | 19 | 4  | 15 | 21 | 25 | 15 | 14       |
| 8        | 22      | 24 | 24 | 7  | 16 | 22 | 20 | 27 | 19       |
| 9        | 31      | 10 | 27 | 3  | 29 | 24 | 23 | 8  | 12       |
| 10       | 10      | 7  | 31 | 8  | 28 | 21 | 16 | 23 | 15       |
| 11       | 10      | 8  | 24 | 21 | 27 | 18 | 21 | 12 | 16       |
| 12       | NA      | NA | NA | 2  | 29 | 24 | 15 | 21 | 12       |
| 13       | 12      | 8  | 29 | 11 | 30 | 10 | 16 | 5  | 12       |
| 14       | 32      | 16 | 32 | 7  | 21 | 15 | 13 | 7  | 15       |
| 15       | 25      | 17 | 26 | 7  | 13 | 23 | 31 | 7  | 15       |
| 16       | 27      | 13 | 21 | 6  | 30 | 21 | 21 | 7  | 15       |
| 17       | 22      | 17 | 22 | 4  | 26 | 23 | 15 | 8  | 13       |
| 18       | 29      | 10 | 31 | 5  | 25 | 16 | 18 | 7  | 14       |
| 19       | 27      | 25 | 25 | 5  | 31 | 24 | 15 | 4  | 14       |
| 20       | 22      | 13 | 28 | 5  | 30 | 24 | 31 | 8  | 15       |
| 21       | 24      | 27 | 32 | 3  | 31 | 12 | 18 | 7  | 14       |
| 22       | 20      | 6  | 29 | 3  | 19 | 22 | 29 | 24 | 14       |
| 23       | NA      | NA | 33 | 6  | 23 | 9  | 14 | 17 | 14       |
| 24       | 26      | 14 | 28 | 3  | 26 | 21 | 22 | 21 | 14       |
| 25       | 28      | 13 | 31 | 5  | 31 | 24 | 28 | 18 | 18       |
| 26       | 29      | 19 | 30 | 17 | 30 | 23 | 22 | 10 | 21       |
| 27       | 24      | 21 | 26 | 31 | 30 | 24 | 29 | 7  | 20       |
| 28       | 30      | 8  | 30 | 4  | 19 | 10 | 17 | 9  | 12       |
| 29       | 8       | 17 | 27 | 14 | 31 | 21 | 17 | 8  | 15       |
| 30       | 31      | 19 | 30 | 6  | 25 | 9  | 26 | 7  | 14       |
| 31       | 22      | 16 | 15 | 7  | 27 | 24 | 25 | 8  | 15       |
| 32       | 25      | 17 | 10 | 20 | 27 | 12 | 14 | 11 | 14       |
| Combined | 20      | 13 | 22 | 5  | 23 | 16 | 20 | 10 | 14       |

**Table 27: Haven Green (clockwise) – Time spent stationary**

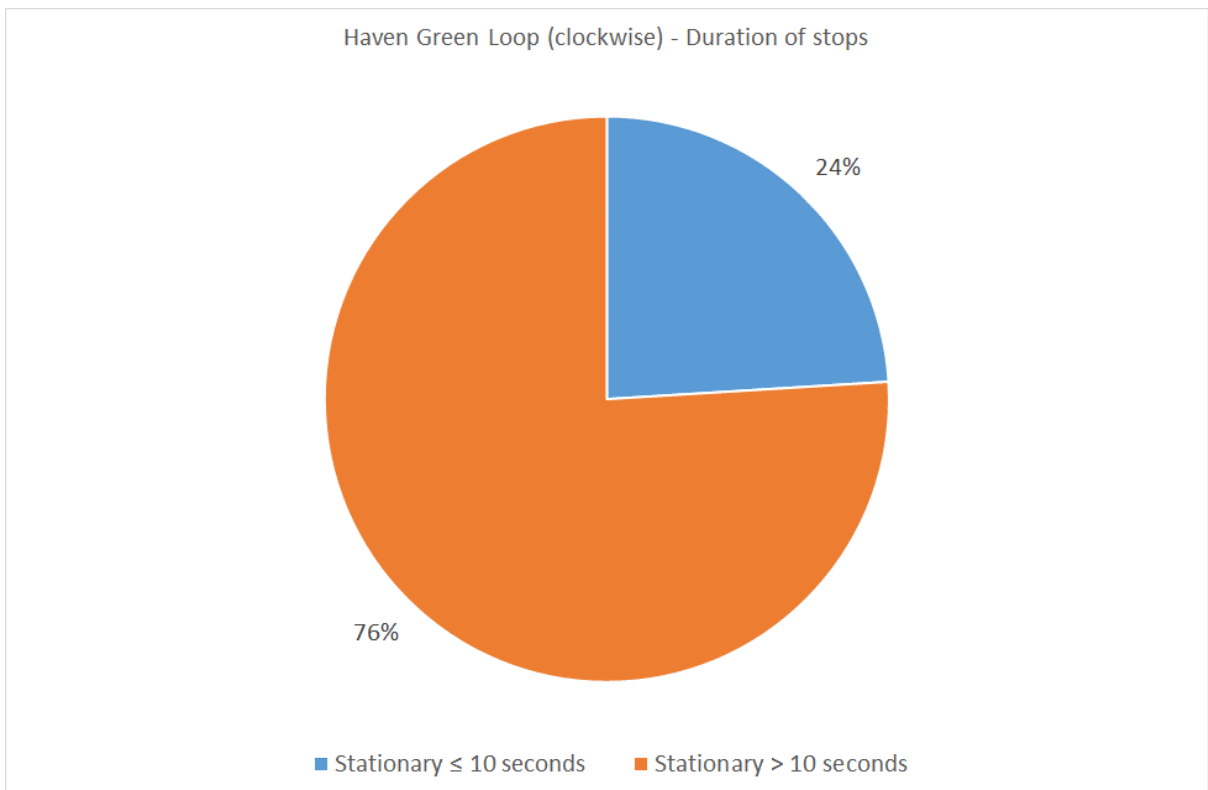
**Haven Green (clockwise loop)**

**Percentage (%) time spent stationary**

| Run             | Section    |            |            |            |           |            |           |            | Combined   |
|-----------------|------------|------------|------------|------------|-----------|------------|-----------|------------|------------|
|                 | A          | B          | C          | D          | E         | F          | G         | H          |            |
| 1               | 25%        | 60%        | 0%         | 80%        | 0%        | 31%        | 0%        | 46%        | 43%        |
| 2               | 0%         | 0%         | 0%         | 77%        | 0%        | 0%         | 0%        | 63%        | 43%        |
| 3               | 0%         | 0%         | 0%         | 53%        | 0%        | 0%         | 0%        | 0%         | 12%        |
| 4               | 0%         | 29%        | 34%        | 54%        | 0%        | 40%        | 37%       | 0%         | 31%        |
| 5               | 54%        | 38%        | 0%         | 43%        | 47%       | 0%         | 0%        | 33%        | 33%        |
| 6               | 0%         | 21%        | 67%        | 75%        | 0%        | 0%         | 0%        | 47%        | 49%        |
| 7               | 0%         | 0%         | 0%         | 78%        | 27%       | 0%         | 0%        | 0%         | 27%        |
| 8               | 0%         | 0%         | 0%         | 57%        | 25%       | 0%         | 11%       | 0%         | 16%        |
| 9               | 0%         | 24%        | 0%         | 75%        | 0%        | 0%         | 0%        | 57%        | 42%        |
| 10              | 49%        | 59%        | 0%         | 55%        | 0%        | 0%         | 0%        | 0%         | 30%        |
| 11              | 40%        | 58%        | 0%         | 0%         | 0%        | 0%         | 0%        | 22%        | 22%        |
| 12              | NA         | NA         | NA         | 80%        | 0%        | 0%         | 6%        | 0%         |            |
| 13              | 16%        | 61%        | 0%         | 37%        | 0%        | 31%        | 12%       | 58%        | 35%        |
| 14              | 0%         | 21%        | 0%         | 58%        | 0%        | 0%         | 20%       | 59%        | 28%        |
| 15              | 0%         | 0%         | 0%         | 59%        | 38%       | 0%         | 0%        | 67%        | 33%        |
| 16              | 0%         | 21%        | 1%         | 69%        | 0%        | 0%         | 0%        | 24%        | 24%        |
| 17              | 0%         | 0%         | 0%         | 73%        | 0%        | 0%         | 30%       | 57%        | 36%        |
| 18              | 0%         | 50%        | 0%         | 77%        | 0%        | 0%         | 0%        | 45%        | 35%        |
| 19              | 0%         | 0%         | 0%         | 63%        | 0%        | 0%         | 13%       | 52%        | 32%        |
| 20              | 0%         | 9%         | 0%         | 78%        | 0%        | 0%         | 0%        | 55%        | 37%        |
| 21              | 0%         | 0%         | 0%         | 73%        | 0%        | 33%        | 16%       | 58%        | 38%        |
| 22              | 0%         | 68%        | 0%         | 70%        | 0%        | 0%         | 0%        | 0%         | 34%        |
| 23              | NA         | NA         | 0%         | 68%        | 0%        | 24%        | 33%       | 0%         |            |
| 24              | 0%         | 11%        | 0%         | 73%        | 0%        | 0%         | 0%        | 0%         | 32%        |
| 25              | 0%         | 19%        | 0%         | 60%        | 0%        | 0%         | 0%        | 0%         | 22%        |
| 26              | 0%         | 11%        | 0%         | 12%        | 0%        | 0%         | 0%        | 35%        | 10%        |
| 27              | 0%         | 0%         | 0%         | 0%         | 0%        | 0%         | 0%        | 65%        | 19%        |
| 28              | 0%         | 56%        | 0%         | 75%        | 0%        | 24%        | 0%        | 51%        | 38%        |
| 29              | 37%        | 0%         | 0%         | 24%        | 0%        | 0%         | 0%        | 47%        | 20%        |
| 30              | 0%         | 0%         | 0%         | 52%        | 0%        | 24%        | 0%        | 61%        | 28%        |
| 31              | 0%         | 15%        | 17%        | 50%        | 0%        | 0%         | 0%        | 61%        | 28%        |
| 32              | 0%         | 14%        | 54%        | 0%         | 0%        | 0%         | 17%       | 39%        | 25%        |
| <b>Combined</b> | <b>15%</b> | <b>32%</b> | <b>15%</b> | <b>66%</b> | <b>9%</b> | <b>11%</b> | <b>8%</b> | <b>44%</b> | <b>32%</b> |



**Figure 31: Haven Green (clockwise) – Duration of stops**



**Figure 32: Haven Green (clockwise) – Duration stationary >10 seconds**

**Table 28: Haven Green (clockwise) – Time spent >20mph**

**Haven Green (clockwise loop)**

**Percentage (%) time spent >20mph (>32.2kph)**

| Run             | Section    |           |            |           |            |           |           |           | Combined  |
|-----------------|------------|-----------|------------|-----------|------------|-----------|-----------|-----------|-----------|
|                 | A          | B         | C          | D         | E          | F         | G         | H         |           |
| 1               | 0%         | 0%        | 65%        | 7%        | 33%        | 0%        | 0%        | 0%        | 9%        |
| 2               | 0%         | 0%        | 2%         | 0%        | 0%         | 0%        | 0%        | 0%        | 0%        |
| 3               | 50%        | 32%       | 48%        | 6%        | 2%         | 0%        | 0%        | 0%        | 15%       |
| 4               | 62%        | 24%       | 25%        | 0%        | 17%        | 0%        | 0%        | 0%        | 11%       |
| 5               | 9%         | 20%       | 27%        | 0%        | 0%         | 0%        | 3%        | 0%        | 6%        |
| 6               | 7%         | 0%        | 0%         | 0%        | 0%         | 0%        | 1%        | 0%        | 0%        |
| 7               | 0%         | 0%        | 10%        | 6%        | 6%         | 0%        | 1%        | 0%        | 5%        |
| 8               | 26%        | 1%        | 28%        | 13%       | 13%        | 0%        | 15%       | 0%        | 14%       |
| 9               | 53%        | 2%        | 14%        | 0%        | 35%        | 0%        | 0%        | 0%        | 6%        |
| 10              | 10%        | 0%        | 66%        | 1%        | 21%        | 0%        | 0%        | 0%        | 11%       |
| 11              | 0%         | 0%        | 16%        | 0%        | 4%         | 0%        | 0%        | 0%        | 3%        |
| 12              | NA         | NA        | NA         | 0%        | 1%         | 0%        | 0%        | 0%        |           |
| 13              | 0%         | 0%        | 32%        | 0%        | 39%        | 0%        | 0%        | 0%        | 5%        |
| 14              | 51%        | 25%       | 65%        | 6%        | 0%         | 0%        | 0%        | 0%        | 13%       |
| 15              | 0%         | 0%        | 13%        | 0%        | 0%         | 0%        | 12%       | 1%        | 2%        |
| 16              | 4%         | 5%        | 19%        | 5%        | 40%        | 0%        | 0%        | 0%        | 8%        |
| 17              | 0%         | 0%        | 0%         | 0%        | 0%         | 0%        | 19%       | 0%        | 2%        |
| 18              | 50%        | 6%        | 41%        | 8%        | 0%         | 0%        | 0%        | 0%        | 10%       |
| 19              | 1%         | 20%       | 40%        | 0%        | 42%        | 0%        | 0%        | 0%        | 9%        |
| 20              | 0%         | 0%        | 32%        | 5%        | 43%        | 0%        | 30%       | 0%        | 10%       |
| 21              | 0%         | 25%       | 65%        | 0%        | 50%        | 0%        | 10%       | 0%        | 12%       |
| 22              | 0%         | 0%        | 43%        | 1%        | 0%         | 0%        | 4%        | 0%        | 5%        |
| 23              | NA         | NA        | 49%        | 3%        | 12%        | 0%        | 0%        | 0%        |           |
| 24              | 0%         | 0%        | 26%        | 0%        | 0%         | 0%        | 2%        | 0%        | 3%        |
| 25              | 0%         | 0%        | 53%        | 0%        | 54%        | 0%        | 0%        | 0%        | 11%       |
| 26              | 38%        | 31%       | 42%        | 17%       | 14%        | 0%        | 0%        | 0%        | 16%       |
| 27              | 0%         | 0%        | 0%         | 21%       | 21%        | 0%        | 3%        | 0%        | 4%        |
| 28              | 0%         | 0%        | 40%        | 3%        | 0%         | 0%        | 0%        | 0%        | 4%        |
| 29              | 0%         | 0%        | 17%        | 2%        | 36%        | 0%        | 0%        | 0%        | 5%        |
| 30              | 27%        | 30%       | 29%        | 0%        | 0%         | 0%        | 9%        | 0%        | 8%        |
| 31              | 0%         | 6%        | 0%         | 0%        | 16%        | 0%        | 2%        | 0%        | 2%        |
| 32              | 12%        | 28%       | 2%         | 0%        | 7%         | 0%        | 0%        | 0%        | 5%        |
| <b>Combined</b> | <b>10%</b> | <b>6%</b> | <b>23%</b> | <b>2%</b> | <b>13%</b> | <b>0%</b> | <b>3%</b> | <b>0%</b> | <b>7%</b> |

**Table 29: The Mall (eastbound) – Journey times**

**Haven Green - The Mall (eastbound)**

**Journey Time (seconds)**

| Run              | Section     |             |             | Total       |
|------------------|-------------|-------------|-------------|-------------|
|                  | I           | J           | K           |             |
| 1                | 11.3        | 15.2        | 25.8        | 52.3        |
| 2                | 11.7        | 10.5        | 11.9        | 34.1        |
| 3                | 28.3        | 10.8        | 8.6         | 47.7        |
| 4                | 29.5        | 10.1        | 11.6        | 51.2        |
| 5                | 11.2        | 9.8         | 8.5         | 29.5        |
| 6                | 14.9        | 12.7        | 19.8        | 47.4        |
| 7                | 17.5        | 16.3        | 13.4        | 47.2        |
| 8                | 35.6        | 9.9         | 8.3         | 53.8        |
| 9                | 17.9        | 21.1        | 12.6        | 51.6        |
| 10               | 18.3        | 14.5        | 22.6        | 55.4        |
| 11               | 65.3        | 12.2        | 20.0        | 97.5        |
| 12               | 18.5        | 22.0        | 11.2        | 51.7        |
| 13               | 12.3        | 9.9         | 8.4         | 30.6        |
| 14               | 11.7        | 10.8        | 24.5        | 47.0        |
| 15               | 13.1        | 11.3        | 11.2        | 35.6        |
| 16               | 14.4        | 12.9        | 25.9        | 53.2        |
| 17               | 11.6        | 32.3        | 12.0        | 55.9        |
| 18               | 19.2        | 18.3        | 9.2         | 46.7        |
| 19               | 13.6        | 26.7        | 16.6        | 56.9        |
| 20               | 12.2        | 13.9        | 8.6         | 34.7        |
| 21               | 13.9        | 11.4        | 28.0        | 53.3        |
| 22               | 15.0        | 36.3        | 12.7        | 64.0        |
| 23               | 31.0        | 12.5        | 15.2        | 58.7        |
| 24               | 12.4        | 11.7        | 12.1        | 36.2        |
| 25               | 15.3        | 11.2        | 30.1        | 56.6        |
| 26               | 14.5        | 10.5        | 17.9        | 42.9        |
| 27               | 11.9        | 12.7        | 9.4         | 34.0        |
| 28               | 12.9        | 11.4        | 22.9        | 47.2        |
| 29               | 26.9        | 15.3        | 39.3        | 81.5        |
| 30               | 11.5        | 10.3        | 9.0         | 30.8        |
| 31               | 16.6        | 29.2        | 10.5        | 56.3        |
| 32               | 27.5        | 11.0        | 8.8         | 47.3        |
| <b>Mean</b>      | <b>18.7</b> | <b>15.1</b> | <b>15.8</b> | <b>49.7</b> |
| <b>Dist. (m)</b> | <b>100</b>  | <b>100</b>  | <b>97</b>   | <b>297</b>  |



**Table 30: The Mall (eastbound) – Average speeds**

**Haven Green - The Mall (eastbound)**

**Average speed (kph)**

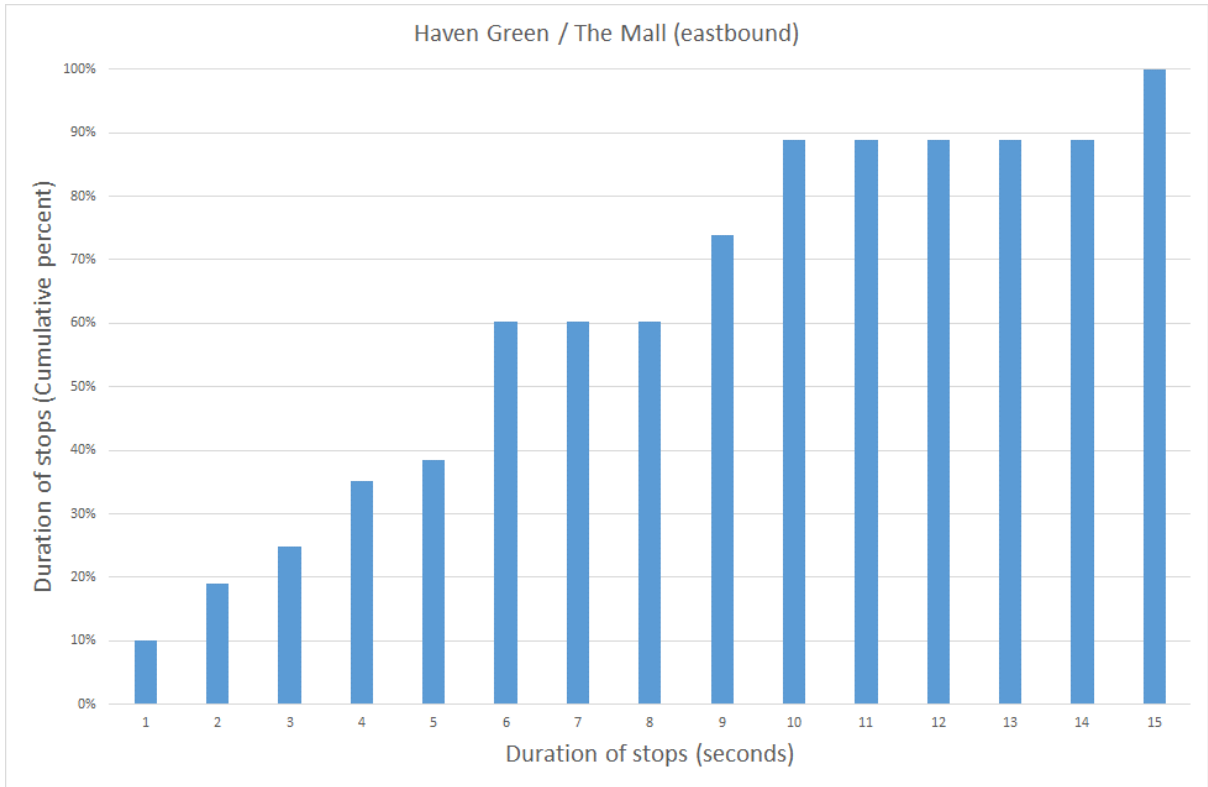
| Run             | Section   |           |           | Combined  |
|-----------------|-----------|-----------|-----------|-----------|
|                 | I         | J         | K         |           |
| 1               | 32        | 24        | 13        | 20        |
| 2               | 31        | 34        | 29        | 31        |
| 3               | 13        | 33        | 41        | 22        |
| 4               | 12        | 36        | 30        | 21        |
| 5               | 32        | 36        | 41        | 36        |
| 6               | 24        | 28        | 17        | 22        |
| 7               | 20        | 22        | 26        | 22        |
| 8               | 10        | 36        | 42        | 20        |
| 9               | 20        | 17        | 27        | 21        |
| 10              | 20        | 25        | 15        | 19        |
| 11              | 5         | 29        | 17        | 11        |
| 12              | 19        | 16        | 31        | 21        |
| 13              | 29        | 36        | 41        | 35        |
| 14              | 31        | 33        | 14        | 23        |
| 15              | 27        | 32        | 31        | 30        |
| 16              | 25        | 28        | 14        | 20        |
| 17              | 31        | 11        | 29        | 19        |
| 18              | 19        | 20        | 38        | 23        |
| 19              | 26        | 13        | 21        | 19        |
| 20              | 29        | 26        | 41        | 31        |
| 21              | 26        | 31        | 13        | 20        |
| 22              | 24        | 10        | 27        | 17        |
| 23              | 12        | 29        | 23        | 18        |
| 24              | 28        | 31        | 29        | 30        |
| 25              | 23        | 32        | 12        | 19        |
| 26              | 25        | 34        | 20        | 25        |
| 27              | 30        | 28        | 37        | 31        |
| 28              | 28        | 32        | 15        | 23        |
| 29              | 13        | 23        | 9         | 13        |
| 30              | 31        | 35        | 39        | 35        |
| 31              | 21        | 12        | 33        | 19        |
| 32              | 13        | 33        | 40        | 23        |
| <b>Combined</b> | <b>19</b> | <b>24</b> | <b>22</b> | <b>21</b> |

**Table 31: The Mall (eastbound) – Time spent stationary**

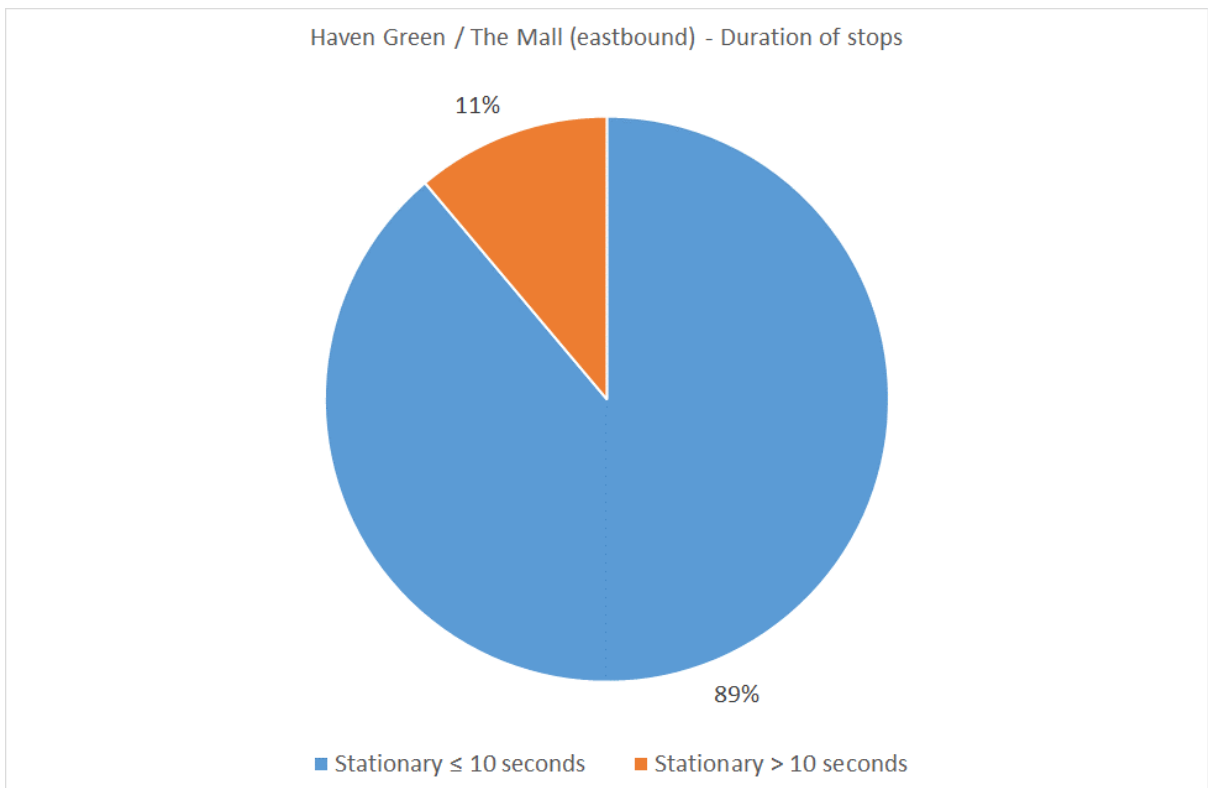
**Haven Green - The Mall (eastbound)**

Percentage (%) time spent stationary

| Run             | Section   |           |            | Combined  |
|-----------------|-----------|-----------|------------|-----------|
|                 | I         | J         | K          |           |
| 1               | 0%        | 0%        | 13%        | 6%        |
| 2               | 0%        | 0%        | 0%         | 0%        |
| 3               | 14%       | 0%        | 0%         | 8%        |
| 4               | 0%        | 0%        | 0%         | 0%        |
| 5               | 0%        | 0%        | 0%         | 0%        |
| 6               | 0%        | 0%        | 0%         | 0%        |
| 7               | 0%        | 0%        | 0%         | 0%        |
| 8               | 15%       | 0%        | 0%         | 10%       |
| 9               | 0%        | 0%        | 0%         | 0%        |
| 10              | 0%        | 0%        | 8%         | 3%        |
| 11              | 43%       | 0%        | 14%        | 32%       |
| 12              | 0%        | 9%        | 0%         | 4%        |
| 13              | 0%        | 0%        | 0%         | 0%        |
| 14              | 0%        | 0%        | 0%         | 0%        |
| 15              | 0%        | 0%        | 0%         | 0%        |
| 16              | 0%        | 0%        | 12%        | 6%        |
| 17              | 0%        | 28%       | 0%         | 16%       |
| 18              | 0%        | 0%        | 0%         | 0%        |
| 19              | 0%        | 8%        | 0%         | 4%        |
| 20              | 0%        | 0%        | 0%         | 0%        |
| 21              | 0%        | 0%        | 20%        | 11%       |
| 22              | 0%        | 24%       | 0%         | 14%       |
| 23              | 0%        | 0%        | 0%         | 0%        |
| 24              | 0%        | 0%        | 0%         | 0%        |
| 25              | 0%        | 0%        | 34%        | 18%       |
| 26              | 0%        | 0%        | 15%        | 6%        |
| 27              | 0%        | 0%        | 0%         | 0%        |
| 28              | 0%        | 0%        | 25%        | 12%       |
| 29              | 0%        | 0%        | 51%        | 25%       |
| 30              | 0%        | 0%        | 0%         | 0%        |
| 31              | 0%        | 22%       | 0%         | 11%       |
| 32              | 23%       | 0%        | 0%         | 13%       |
| <b>Combined</b> | <b>7%</b> | <b>6%</b> | <b>11%</b> | <b>8%</b> |



**Figure 33: The Mall (eastbound) – Duration of stops**



**Figure 34: The Mall (eastbound) – Duration stationary >10 seconds**

**Table 32: The Mall (eastbound) – Time spent >20mph**

**Haven Green - The Mall (eastbound)**

**Percentage (%) time spent >20mph (>32.2kph)**

| <b>Section</b>  |           |            |            |                 |
|-----------------|-----------|------------|------------|-----------------|
| <b>Run</b>      | <b>I</b>  | <b>J</b>   | <b>K</b>   | <b>Combined</b> |
| 1               | 59%       | 34%        | 0%         | 23%             |
| 2               | 44%       | 93%        | 39%        | 58%             |
| 3               | 0%        | 56%        | 100%       | 31%             |
| 4               | 0%        | 80%        | 35%        | 24%             |
| 5               | 63%       | 100%       | 100%       | 86%             |
| 6               | 0%        | 0%         | 1%         | 0%              |
| 7               | 0%        | 0%         | 14%        | 4%              |
| 8               | 0%        | 79%        | 100%       | 30%             |
| 9               | 0%        | 0%         | 30%        | 7%              |
| 10              | 0%        | 0%         | 0%         | 0%              |
| 11              | 0%        | 21%        | 4%         | 3%              |
| 12              | 0%        | 0%         | 38%        | 8%              |
| 13              | 10%       | 93%        | 100%       | 61%             |
| 14              | 48%       | 69%        | 0%         | 28%             |
| 15              | 0%        | 55%        | 19%        | 23%             |
| 16              | 0%        | 0%         | 0%         | 0%              |
| 17              | 46%       | 0%         | 43%        | 19%             |
| 18              | 0%        | 19%        | 100%       | 27%             |
| 19              | 0%        | 0%         | 0%         | 0%              |
| 20              | 36%       | 30%        | 100%       | 50%             |
| 21              | 0%        | 52%        | 0%         | 11%             |
| 22              | 0%        | 0%         | 25%        | 5%              |
| 23              | 0%        | 0%         | 22%        | 6%              |
| 24              | 1%        | 7%         | 0%         | 2%              |
| 25              | 12%       | 50%        | 12%        | 20%             |
| 26              | 0%        | 73%        | 33%        | 32%             |
| 27              | 42%       | 35%        | 100%       | 55%             |
| 28              | 0%        | 42%        | 10%        | 15%             |
| 29              | 0%        | 0%         | 0%         | 0%              |
| 30              | 56%       | 65%        | 100%       | 72%             |
| 31              | 0%        | 0%         | 51%        | 10%             |
| 32              | 0%        | 59%        | 100%       | 32%             |
| <b>Combined</b> | <b>8%</b> | <b>25%</b> | <b>26%</b> | <b>19%</b>      |

**Table 33: The Mall (westbound) – Journey times**

**Haven Green - The Mall (westbound)**

**Journey Time (seconds)**

| <b>Section</b>   |             |             |             |              |
|------------------|-------------|-------------|-------------|--------------|
| <b>Run</b>       | <b>I</b>    | <b>J</b>    | <b>K</b>    | <b>Total</b> |
| <b>1</b>         | 21.3        | 9.8         | 8.1         | <b>39.2</b>  |
| <b>2</b>         | 49.3        | 11.5        | 8.4         | <b>69.2</b>  |
| <b>3</b>         | 38.7        | 11.6        | 10.8        | <b>61.1</b>  |
| <b>4</b>         | 71.9        | 9.6         | 7.9         | <b>89.4</b>  |
| <b>5</b>         | 15.9        | 10.0        | 8.8         | <b>34.7</b>  |
| <b>6</b>         | 21.0        | 10.1        | 8.5         | <b>39.6</b>  |
| <b>7</b>         | 42.1        | 18.3        | 9.5         | <b>69.9</b>  |
| <b>8</b>         | 55.3        | 10.3        | 14.1        | <b>79.7</b>  |
| <b>9</b>         | 44.4        | 9.3         | 8.3         | <b>62.0</b>  |
| <b>10</b>        | 42.8        | 41.5        | 48.0        | <b>132.3</b> |
| <b>11</b>        | 53.2        | 39.4        | 12.7        | <b>105.3</b> |
| <b>12</b>        | 19.7        | 18.2        | 12.5        | <b>50.4</b>  |
| <b>13</b>        | 53.9        | 12.4        | 22.0        | <b>88.3</b>  |
| <b>14</b>        | 56.4        | 36.5        | 49.4        | <b>142.3</b> |
| <b>15</b>        | 69.5        | 70.6        | 108.0       | <b>248.1</b> |
| <b>16</b>        | 46.3        | 56.2        | 33.3        | <b>135.8</b> |
| <b>17</b>        | 74.9        | 38.7        | 25.3        | <b>138.9</b> |
| <b>18</b>        | 53.0        | 31.3        | 10.1        | <b>94.4</b>  |
| <b>19</b>        | 56.7        | 55.6        | 8.7         | <b>121.0</b> |
| <b>20</b>        | 34.7        | 12.6        | 24.9        | <b>72.2</b>  |
| <b>21</b>        | 30.1        | 10.7        | 10.2        | <b>51.0</b>  |
| <b>22</b>        | 41.2        | 11.0        | 9.4         | <b>61.6</b>  |
| <b>23</b>        | 65.4        | 14.6        | 9.3         | <b>89.3</b>  |
| <b>24</b>        | 60.0        | 9.8         | 8.4         | <b>78.2</b>  |
| <b>25</b>        | 47.3        | 10.5        | 10.4        | <b>68.2</b>  |
| <b>26</b>        | 48.8        | 12.4        | 12.1        | <b>73.3</b>  |
| <b>27</b>        | 103.0       | 78.8        | 57.0        | <b>238.8</b> |
| <b>28</b>        | 15.7        | 9.3         | 7.5         | <b>32.5</b>  |
| <b>29</b>        | 37.6        | 42.3        | 8.2         | <b>88.1</b>  |
| <b>30</b>        | 32.7        | 9.6         | 9.0         | <b>51.3</b>  |
| <b>Mean</b>      | <b>46.8</b> | <b>24.1</b> | <b>19.4</b> | <b>90.2</b>  |
| <b>Dist. (m)</b> | <b>100</b>  | <b>100</b>  | <b>97</b>   | <b>297</b>   |

**Table 34: The Mall (westbound) – Average speeds**

**Haven Green - The Mall (westbound)**

**Average speed (kph)**

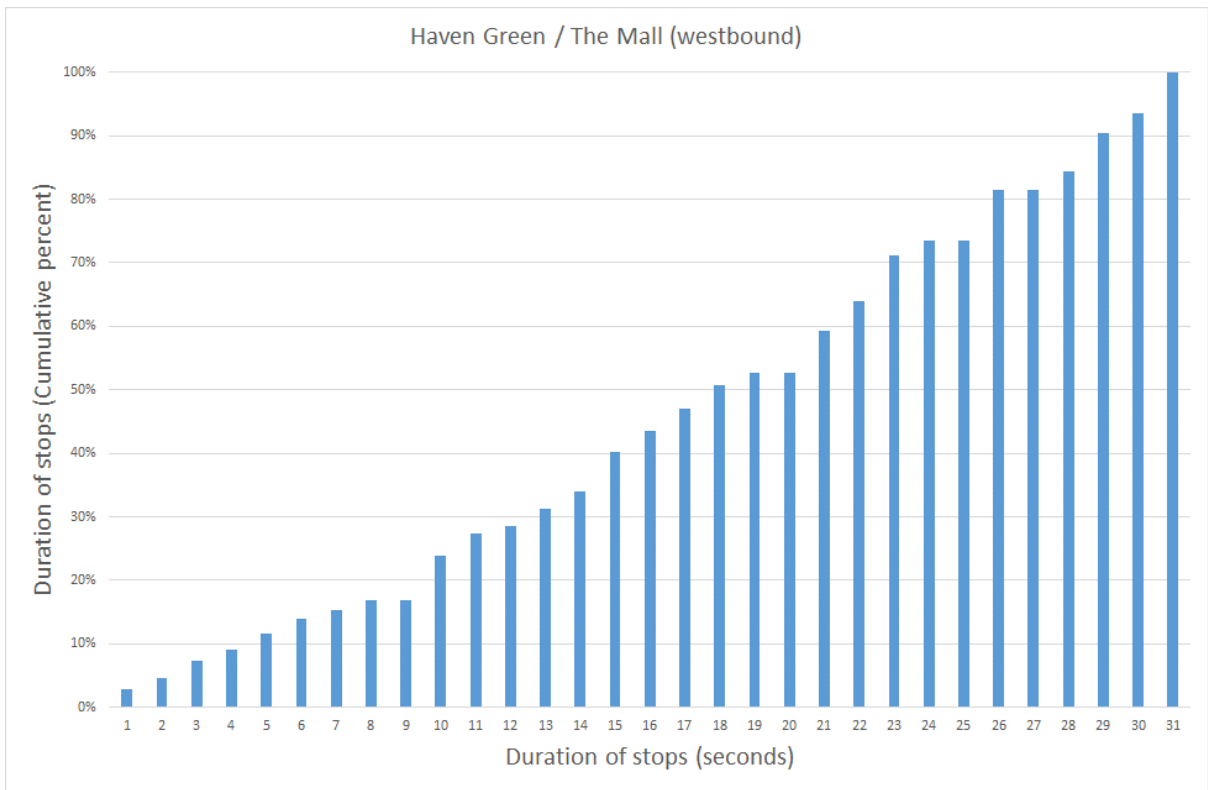
| Run             | Section  |           |           | Combined  |
|-----------------|----------|-----------|-----------|-----------|
|                 | I        | J         | K         |           |
| 1               | 17       | 37        | 41        | 27        |
| 2               | 7        | 31        | 39        | 15        |
| 3               | 9        | 31        | 31        | 17        |
| 4               | 5        | 38        | 42        | 12        |
| 5               | 23       | 36        | 38        | 30        |
| 6               | 17       | 35        | 39        | 27        |
| 7               | 8        | 20        | 35        | 15        |
| 8               | 7        | 35        | 23        | 13        |
| 9               | 8        | 38        | 40        | 17        |
| 10              | 8        | 9         | 7         | 8         |
| 11              | 7        | 9         | 26        | 10        |
| 12              | 18       | 20        | 26        | 21        |
| 13              | 7        | 29        | 15        | 12        |
| 14              | 6        | 10        | 7         | 7         |
| 15              | 5        | 5         | 3         | 4         |
| 16              | 8        | 6         | 10        | 8         |
| 17              | 5        | 9         | 13        | 8         |
| 18              | 7        | 11        | 33        | 11        |
| 19              | 6        | 7         | 38        | 9         |
| 20              | 10       | 28        | 13        | 15        |
| 21              | 12       | 33        | 33        | 21        |
| 22              | 9        | 33        | 36        | 17        |
| 23              | 6        | 24        | 36        | 12        |
| 24              | 6        | 37        | 39        | 13        |
| 25              | 8        | 34        | 32        | 15        |
| 26              | 7        | 29        | 28        | 14        |
| 27              | 3        | 5         | 6         | 4         |
| 28              | 23       | 39        | 44        | 32        |
| 29              | 10       | 9         | 41        | 12        |
| 30              | 11       | 38        | 36        | 20        |
| <b>Combined</b> | <b>8</b> | <b>15</b> | <b>17</b> | <b>12</b> |

**Table 35: The Mall (westbound) – Time spent stationary**

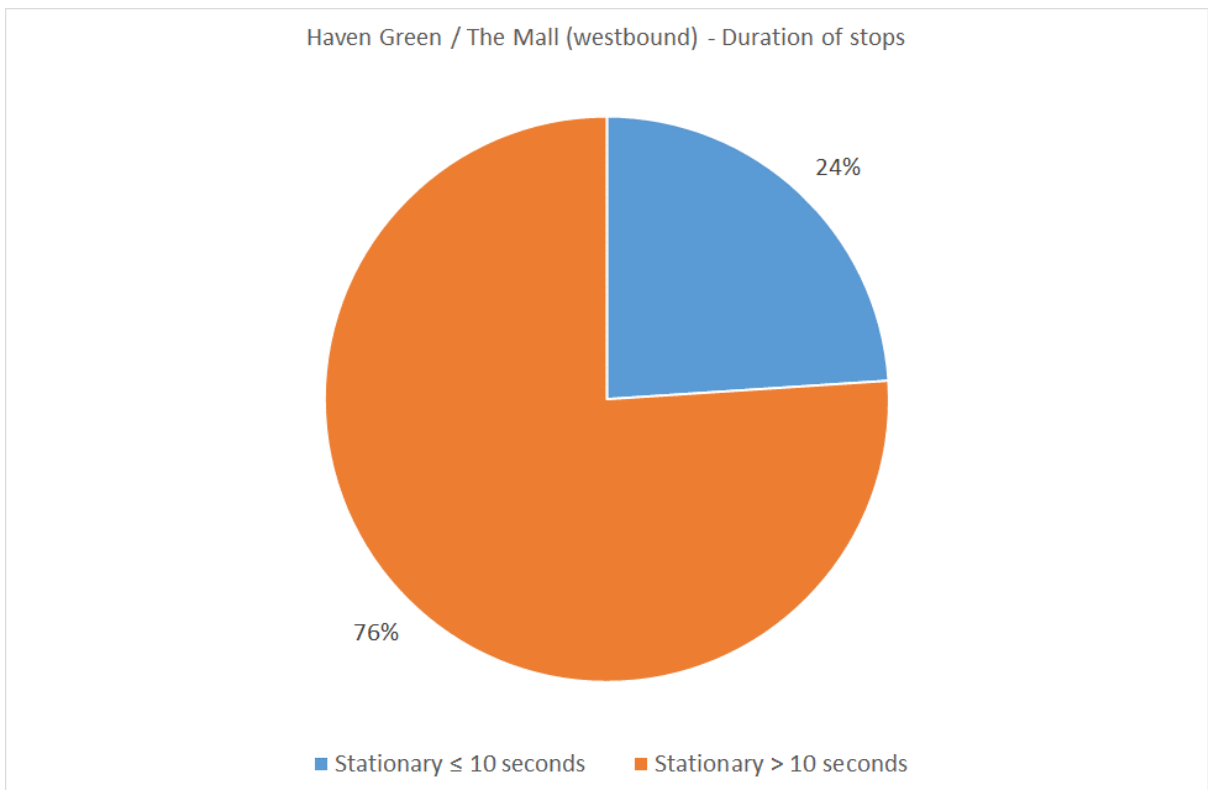
**Haven Green - The Mall (westbound)**

**Percentage (%) time spent stationary**

| <b>Section</b>  |            |            |            |                 |
|-----------------|------------|------------|------------|-----------------|
| <b>Run</b>      | <b>I</b>   | <b>J</b>   | <b>K</b>   | <b>Combined</b> |
| 1               | 6%         | 0%         | 0%         | 3%              |
| 2               | 56%        | 0%         | 0%         | 40%             |
| 3               | 33%        | 0%         | 0%         | 21%             |
| 4               | 55%        | 0%         | 0%         | 44%             |
| 5               | 0%         | 0%         | 0%         | 0%              |
| 6               | 12%        | 0%         | 0%         | 7%              |
| 7               | 37%        | 0%         | 0%         | 22%             |
| 8               | 57%        | 0%         | 0%         | 39%             |
| 9               | 57%        | 0%         | 0%         | 41%             |
| 10              | 55%        | 42%        | 34%        | 43%             |
| 11              | 41%        | 17%        | 0%         | 27%             |
| 12              | 0%         | 0%         | 0%         | 0%              |
| 13              | 57%        | 0%         | 25%        | 41%             |
| 14              | 54%        | 0%         | 7%         | 24%             |
| 15              | 51%        | 41%        | 51%        | 48%             |
| 16              | 37%        | 29%        | 37%        | 33%             |
| 17              | 56%        | 37%        | 37%        | 47%             |
| 18              | 52%        | 12%        | 0%         | 33%             |
| 19              | 48%        | 30%        | 0%         | 36%             |
| 20              | 44%        | 0%         | 26%        | 30%             |
| 21              | 0%         | 0%         | 0%         | 0%              |
| 22              | 49%        | 0%         | 0%         | 33%             |
| 23              | 51%        | 0%         | 0%         | 37%             |
| 24              | 51%        | 0%         | 0%         | 39%             |
| 25              | 46%        | 0%         | 0%         | 32%             |
| 26              | 47%        | 0%         | 0%         | 31%             |
| 27              | 55%        | 43%        | 50%        | 50%             |
| 28              | 0%         | 0%         | 0%         | 0%              |
| 29              | 49%        | 61%        | 0%         | 50%             |
| 30              | 50%        | 0%         | 0%         | 32%             |
| <b>Combined</b> | <b>46%</b> | <b>23%</b> | <b>23%</b> | <b>35%</b>      |



**Figure 35: The Mall (westbound) – Duration of stops**



**Figure 36: The Mall (westbound) – Duration stationary >10 seconds**



**Table 36: The Mall (westbound) – Time spent >20mph**

**Haven Green - The Mall (westbound)**

**Percentage (%) time spent >20mph (>32.2kph)**

| <b>Section</b>  |           |            |            |                 |
|-----------------|-----------|------------|------------|-----------------|
| <b>Run</b>      | <b>I</b>  | <b>J</b>   | <b>K</b>   | <b>Combined</b> |
| <b>1</b>        | 15%       | 100%       | 100%       | <b>54%</b>      |
| <b>2</b>        | 3%        | 38%        | 100%       | <b>21%</b>      |
| <b>3</b>        | 0%        | 44%        | 31%        | <b>14%</b>      |
| <b>4</b>        | 0%        | 86%        | 100%       | <b>18%</b>      |
| <b>5</b>        | 8%        | 100%       | 100%       | <b>58%</b>      |
| <b>6</b>        | 15%       | 100%       | 100%       | <b>55%</b>      |
| <b>7</b>        | 0%        | 0%         | 82%        | <b>11%</b>      |
| <b>8</b>        | 0%        | 91%        | 23%        | <b>16%</b>      |
| <b>9</b>        | 7%        | 100%       | 100%       | <b>33%</b>      |
| <b>10</b>       | 0%        | 0%         | 0%         | <b>0%</b>       |
| <b>11</b>       | 0%        | 0%         | 0%         | <b>0%</b>       |
| <b>12</b>       | 0%        | 0%         | 0%         | <b>0%</b>       |
| <b>13</b>       | 0%        | 53%        | 2%         | <b>8%</b>       |
| <b>14</b>       | 0%        | 0%         | 0%         | <b>0%</b>       |
| <b>15</b>       | 0%        | 0%         | 0%         | <b>0%</b>       |
| <b>16</b>       | 0%        | 0%         | 0%         | <b>0%</b>       |
| <b>17</b>       | 0%        | 7%         | 10%        | <b>4%</b>       |
| <b>18</b>       | 0%        | 0%         | 55%        | <b>6%</b>       |
| <b>19</b>       | 0%        | 0%         | 100%       | <b>7%</b>       |
| <b>20</b>       | 0%        | 0%         | 0%         | <b>0%</b>       |
| <b>21</b>       | 0%        | 91%        | 58%        | <b>31%</b>      |
| <b>22</b>       | 1%        | 62%        | 73%        | <b>23%</b>      |
| <b>23</b>       | 0%        | 3%         | 100%       | <b>11%</b>      |
| <b>24</b>       | 0%        | 87%        | 100%       | <b>22%</b>      |
| <b>25</b>       | 0%        | 72%        | 52%        | <b>19%</b>      |
| <b>26</b>       | 0%        | 37%        | 9%         | <b>8%</b>       |
| <b>27</b>       | 0%        | 0%         | 0%         | <b>0%</b>       |
| <b>28</b>       | 13%       | 81%        | 100%       | <b>52%</b>      |
| <b>29</b>       | 0%        | 13%        | 100%       | <b>16%</b>      |
| <b>30</b>       | 16%       | 100%       | 100%       | <b>47%</b>      |
| <b>Combined</b> | <b>1%</b> | <b>19%</b> | <b>25%</b> | <b>11%</b>      |

## 5. Western Road, Southall



*Figure 37: Western Road, Southall – Case study area*



**Figure 38: Western Road, Southall – Sections 'A' to 'F'**



*Figure 39: Western Road, Southall – Sections 'F' to 'K'*

**Table 37: Western Road, Southall (eastbound) – Journey times**

**Western Road (eastbound)**

**Journey Time (seconds)**

|                  |            | <b>Section</b> |             |             |             |             |             |             |             |             |             |              |
|------------------|------------|----------------|-------------|-------------|-------------|-------------|-------------|-------------|-------------|-------------|-------------|--------------|
| <b>Run</b>       | <b>A</b>   | <b>B</b>       | <b>C</b>    | <b>D</b>    | <b>E</b>    | <b>F</b>    | <b>G</b>    | <b>H</b>    | <b>I</b>    | <b>J</b>    | <b>K</b>    | <b>Total</b> |
| <b>1</b>         | 4.5        | 10.2           | 13.3        | 106.3       | 58.3        | 9.2         | 12.9        | 20.2        | 16.5        | 10.2        | 42.8        | <b>304.4</b> |
| <b>2</b>         | 4.8        | 11.0           | 38.7        | 104.4       | 60.7        | 10.2        | 14.4        | 14.7        | 26.0        | 12.2        | 76.1        | <b>373.2</b> |
| <b>3</b>         | 4.2        | 9.6            | 68.5        | 83.5        | 58.6        | 10.0        | 13.9        | 21.2        | 12.6        | 10.9        | 31.5        | <b>324.5</b> |
| <b>4</b>         | 26.0       | 40.1           | 54.3        | 110.9       | 48.9        | 8.9         | 11.6        | 13.9        | 11.0        | 11.2        | 109.4       | <b>446.2</b> |
| <b>5</b>         | 4.7        | 11.8           | 11.2        | 63.9        | 13.4        | 11.5        | 23.8        | 20.3        | 34.7        | 12.0        | 81.2        | <b>288.5</b> |
| <b>6</b>         | 4.7        | 18.1           | 63.4        | 62.0        | 52.5        | 8.8         | 11.6        | 12.1        | 12.1        | 10.6        | 46.7        | <b>302.6</b> |
| <b>7</b>         | 4.3        | 9.6            | 81.8        | 71.6        | 56.0        | 8.8         | 11.3        | 20.2        | 12.1        | 11.0        | 27.3        | <b>314.0</b> |
| <b>8</b>         | 5.1        | 63.7           | 43.0        | 78.6        | 21.8        | 13.5        | 15.8        | 20.9        | 13.3        | 14.0        | 53.5        | <b>343.2</b> |
| <b>9</b>         | 4.5        | 10.8           | 72.0        | 94.5        | 123.6       | 10.2        | 13.1        | 14.8        | 15.1        | 12.5        | 46.5        | <b>417.6</b> |
| <b>10</b>        | 4.4        | 9.7            | 27.4        | 74.7        | 61.4        | 10.6        | 15.6        | 15.1        | 12.6        | 12.8        | 125.3       | <b>369.6</b> |
| <b>11</b>        | 4.2        | 9.3            | 12.3        | 82.1        | 62.0        | 8.8         | 13.0        | 21.9        | 13.4        | 10.7        | 55.7        | <b>293.4</b> |
| <b>12</b>        | 11.5       | 107.0          | 113.9       | 62.6        | 55.8        | 10.1        | 14.1        | 23.6        | 28.6        | 24.3        | 114.4       | <b>565.9</b> |
| <b>Mean</b>      | <b>6.9</b> | <b>25.9</b>    | <b>50.0</b> | <b>82.9</b> | <b>56.1</b> | <b>10.1</b> | <b>14.3</b> | <b>18.2</b> | <b>17.3</b> | <b>12.7</b> | <b>67.5</b> | <b>361.9</b> |
| <b>Dist. (m)</b> | <b>42</b>  | <b>100</b>     | <b>100</b>  | <b>100</b>  | <b>100</b>  | <b>100</b>  | <b>100</b>  | <b>100</b>  | <b>100</b>  | <b>100</b>  | <b>100</b>  | <b>1042</b>  |

**Table 38: Western Road, Southall (eastbound) – Average speeds**

**Western Road (eastbound)**

**Average speed (kph)**

|                 |           | <b>Section</b> |          |          |          |           |           |           |           |           |          |                 |  |
|-----------------|-----------|----------------|----------|----------|----------|-----------|-----------|-----------|-----------|-----------|----------|-----------------|--|
| <b>Run</b>      | <b>A</b>  | <b>B</b>       | <b>C</b> | <b>D</b> | <b>E</b> | <b>F</b>  | <b>G</b>  | <b>H</b>  | <b>I</b>  | <b>J</b>  | <b>K</b> | <b>Combined</b> |  |
| <b>1</b>        | 31        | 35             | 27       | 3        | 6        | 35        | 30        | 18        | 22        | 35        | 8        | <b>12</b>       |  |
| <b>2</b>        | 29        | 33             | 9        | 3        | 6        | 33        | 27        | 24        | 14        | 30        | 5        | <b>10</b>       |  |
| <b>3</b>        | 33        | 38             | 5        | 4        | 6        | 33        | 28        | 17        | 29        | 33        | 11       | <b>12</b>       |  |
| <b>4</b>        | 6         | 9              | 7        | 3        | 8        | 37        | 34        | 26        | 33        | 32        | 3        | <b>8</b>        |  |
| <b>5</b>        | 30        | 31             | 32       | 6        | 27       | 29        | 16        | 18        | 10        | 30        | 5        | <b>13</b>       |  |
| <b>6</b>        | 30        | 20             | 6        | 6        | 7        | 37        | 34        | 29        | 30        | 34        | 8        | <b>12</b>       |  |
| <b>7</b>        | 32        | 38             | 4        | 5        | 6        | 37        | 34        | 18        | 30        | 33        | 13       | <b>12</b>       |  |
| <b>8</b>        | 28        | 6              | 8        | 5        | 16       | 25        | 24        | 17        | 27        | 26        | 7        | <b>11</b>       |  |
| <b>9</b>        | 32        | 33             | 5        | 4        | 3        | 32        | 30        | 24        | 24        | 29        | 8        | <b>9</b>        |  |
| <b>10</b>       | 32        | 37             | 13       | 5        | 6        | 30        | 26        | 24        | 29        | 28        | 3        | <b>10</b>       |  |
| <b>11</b>       | 33        | 39             | 29       | 4        | 6        | 36        | 31        | 16        | 27        | 34        | 6        | <b>13</b>       |  |
| <b>12</b>       | 12        | 3              | 3        | 6        | 7        | 32        | 28        | 15        | 13        | 15        | 3        | <b>7</b>        |  |
| <b>Combined</b> | <b>20</b> | <b>14</b>      | <b>7</b> | <b>4</b> | <b>6</b> | <b>32</b> | <b>28</b> | <b>20</b> | <b>21</b> | <b>28</b> | <b>5</b> | <b>10</b>       |  |

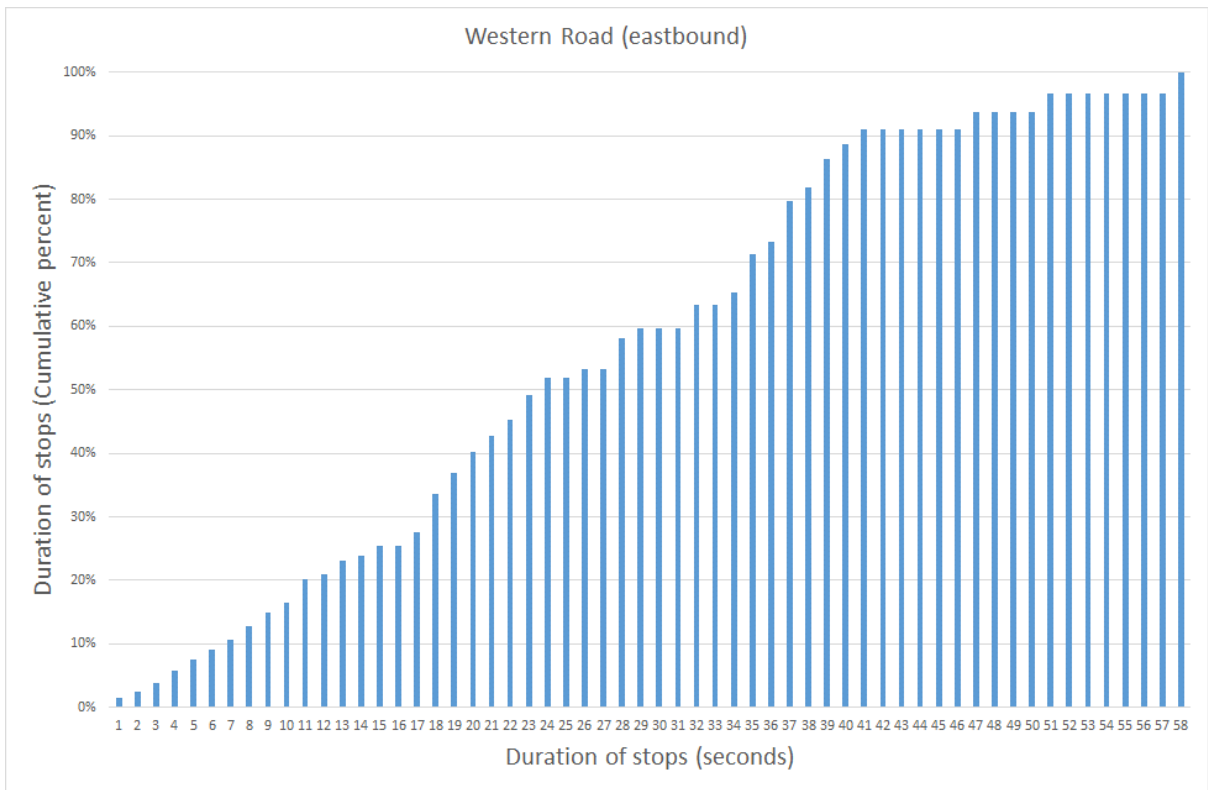
**Table 39: Western Road, Southall (eastbound) – Time spent stationary**

**Western Road (eastbound)**

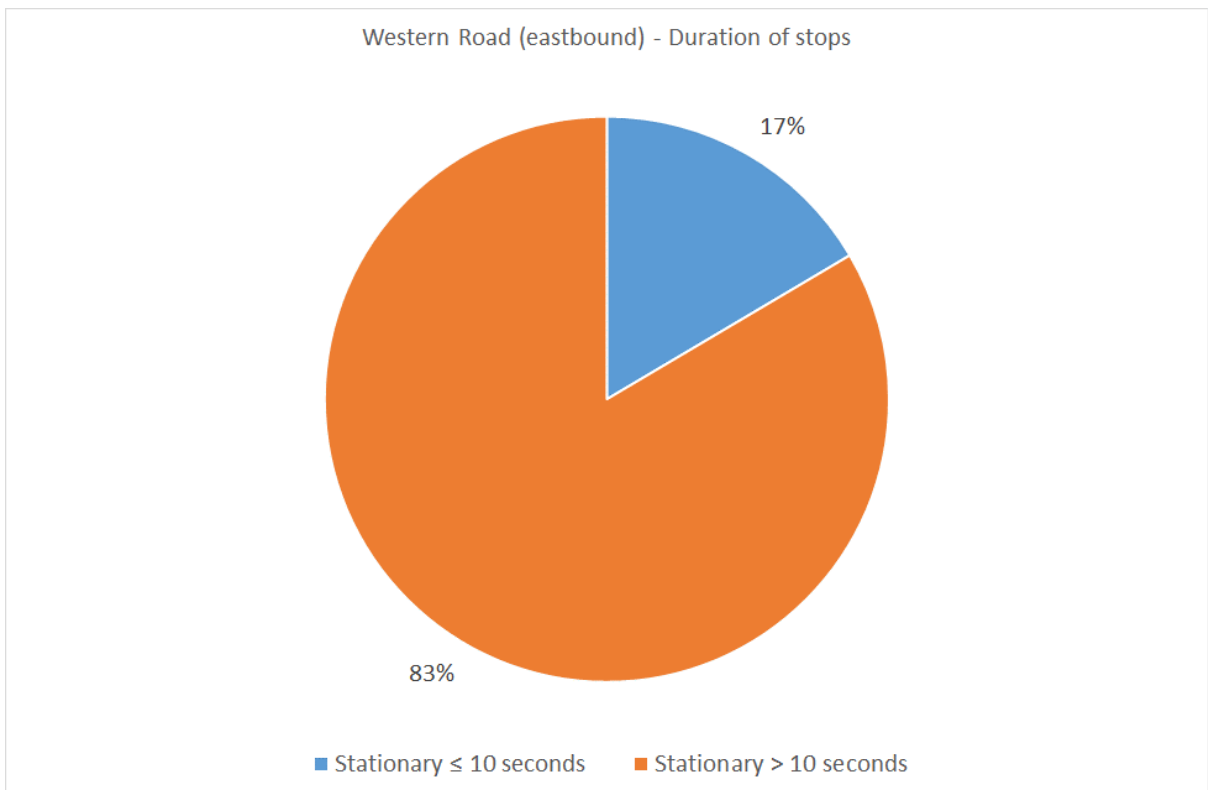
**Percentage (%) time spent stationary**

| Section         |           |            |            |            |            |           |           |           |           |           |            |            |
|-----------------|-----------|------------|------------|------------|------------|-----------|-----------|-----------|-----------|-----------|------------|------------|
| Run             | A         | B          | C          | D          | E          | F         | G         | H         | I         | J         | K          | Combined   |
| 1               | 0%        | 0%         | 0%         | 56%        | 67%        | 0%        | 0%        | 0%        | 0%        | 0%        | 59%        | 41%        |
| 2               | 0%        | 0%         | 51%        | 64%        | 55%        | 0%        | 0%        | 0%        | 1%        | 0%        | 63%        | 45%        |
| 3               | 0%        | 0%         | 18%        | 31%        | 56%        | 0%        | 0%        | 0%        | 0%        | 0%        | 35%        | 25%        |
| 4               | 5%        | 0%         | 24%        | 52%        | 45%        | 0%        | 0%        | 0%        | 0%        | 0%        | 71%        | 39%        |
| 5               | 0%        | 0%         | 0%         | 36%        | 0%         | 0%        | 0%        | 0%        | 0%        | 0%        | 71%        | 28%        |
| 6               | 0%        | 0%         | 32%        | 31%        | 68%        | 0%        | 0%        | 0%        | 0%        | 0%        | 59%        | 34%        |
| 7               | 0%        | 0%         | 49%        | 49%        | 68%        | 0%        | 0%        | 0%        | 0%        | 0%        | 38%        | 40%        |
| 8               | 0%        | 20%        | 0%         | 49%        | 0%         | 0%        | 0%        | 0%        | 0%        | 0%        | 60%        | 24%        |
| 9               | 0%        | 0%         | 40%        | 65%        | 72%        | 0%        | 0%        | 0%        | 0%        | 0%        | 61%        | 50%        |
| 10              | 0%        | 0%         | 10%        | 66%        | 45%        | 0%        | 0%        | 0%        | 0%        | 0%        | 79%        | 48%        |
| 11              | 0%        | 0%         | 0%         | 61%        | 63%        | 0%        | 0%        | 0%        | 0%        | 0%        | 66%        | 43%        |
| 12              | 0%        | 46%        | 56%        | 52%        | 62%        | 0%        | 0%        | 0%        | 19%       | 15%       | 73%        | 48%        |
| <b>Combined</b> | <b>2%</b> | <b>20%</b> | <b>34%</b> | <b>52%</b> | <b>58%</b> | <b>0%</b> | <b>0%</b> | <b>0%</b> | <b>3%</b> | <b>2%</b> | <b>66%</b> | <b>40%</b> |





**Figure 40: Western Road, Southall (eastbound) – Duration of stops**



**Figure 41: Western Road, Southall (eastbound) – Duration stationary >10 seconds**

**Table 40: Western Road, Southall (eastbound) – Time spent >20mph**

**Western Road (eastbound)**

**Percentage (%) time spent >20mph (>32.2kph)**

| <b>Section</b>  |            |            |           |           |           |            |            |           |           |            |           |                 |
|-----------------|------------|------------|-----------|-----------|-----------|------------|------------|-----------|-----------|------------|-----------|-----------------|
| <b>Run</b>      | <b>A</b>   | <b>B</b>   | <b>C</b>  | <b>D</b>  | <b>E</b>  | <b>F</b>   | <b>G</b>   | <b>H</b>  | <b>I</b>  | <b>J</b>   | <b>K</b>  | <b>Combined</b> |
| <b>1</b>        | 29%        | 90%        | 0%        | 0%        | 2%        | 100%       | 26%        | 0%        | 0%        | 93%        | 10%       | <b>12%</b>      |
| <b>2</b>        | 0%         | 72%        | 2%        | 0%        | 0%        | 62%        | 26%        | 10%       | 0%        | 25%        | 0%        | <b>6%</b>       |
| <b>3</b>        | 50%        | 100%       | 0%        | 0%        | 1%        | 77%        | 6%         | 0%        | 0%        | 70%        | 5%        | <b>9%</b>       |
| <b>4</b>        | 0%         | 0%         | 0%        | 0%        | 9%        | 52%        | 75%        | 6%        | 55%       | 41%        | 0%        | <b>6%</b>       |
| <b>5</b>        | 2%         | 36%        | 67%       | 0%        | 0%        | 11%        | 0%         | 0%        | 0%        | 47%        | 3%        | <b>7%</b>       |
| <b>6</b>        | 4%         | 15%        | 0%        | 0%        | 12%       | 94%        | 80%        | 10%       | 9%        | 74%        | 6%        | <b>13%</b>      |
| <b>7</b>        | 49%        | 95%        | 0%        | 0%        | 8%        | 84%        | 87%        | 0%        | 29%       | 67%        | 18%       | <b>15%</b>      |
| <b>8</b>        | 0%         | 0%         | 0%        | 0%        | 0%        | 4%         | 1%         | 0%        | 0%        | 2%         | 0%        | <b>0%</b>       |
| <b>9</b>        | 33%        | 69%        | 0%        | 0%        | 0%        | 43%        | 25%        | 0%        | 0%        | 4%         | 0%        | <b>4%</b>       |
| <b>10</b>       | 52%        | 100%       | 20%       | 0%        | 0%        | 3%         | 0%         | 0%        | 10%       | 41%        | 1%        | <b>7%</b>       |
| <b>11</b>       | 45%        | 100%       | 57%       | 0%        | 3%        | 100%       | 44%        | 0%        | 0%        | 83%        | 2%        | <b>15%</b>      |
| <b>12</b>       | 0%         | 0%         | 0%        | 0%        | 0%        | 17%        | 1%         | 0%        | 0%        | 0%         | 0%        | <b>0%</b>       |
| <b>Combined</b> | <b>14%</b> | <b>22%</b> | <b>3%</b> | <b>0%</b> | <b>3%</b> | <b>50%</b> | <b>26%</b> | <b>2%</b> | <b>6%</b> | <b>40%</b> | <b>2%</b> | <b>7%</b>       |

*Table 41: Western Road, Southall (westbound) – Journey times*

**Western Road (westbound)**

**Journey Time (seconds)**

|                  |             | <b>Section</b> |             |             |             |             |             |             |             |             |             |              |
|------------------|-------------|----------------|-------------|-------------|-------------|-------------|-------------|-------------|-------------|-------------|-------------|--------------|
| <b>Run</b>       | <b>A</b>    | <b>B</b>       | <b>C</b>    | <b>D</b>    | <b>E</b>    | <b>F</b>    | <b>G</b>    | <b>H</b>    | <b>I</b>    | <b>J</b>    | <b>K</b>    | <b>Total</b> |
| <b>1</b>         | 5.9         | 9.0            | 10.3        | 10.4        | 12.1        | 38.8        | 12.0        | 23.0        | 14.2        | 17.1        | 16.2        | <b>169.0</b> |
| <b>2</b>         | 15.9        | 13.3           | 14.8        | 12.6        | 18.9        | 57.9        | 35.4        | 14.1        | 13.0        | 12.4        | 13.2        | <b>221.5</b> |
| <b>3</b>         | 7.7         | 11.4           | 12.8        | 52.6        | 16.2        | 159.3       | 29.1        | 31.1        | 11.5        | 14.7        | 18.5        | <b>364.9</b> |
| <b>4</b>         | 11.8        | 13.1           | 20.3        | 15.4        | 32.4        | 49.1        | 16.3        | 17.5        | 10.1        | 10.0        | 12.4        | <b>208.4</b> |
| <b>5</b>         | 6.8         | 10.3           | 12.8        | 27.7        | 22.0        | 100.6       | 14.6        | 21.5        | 13.6        | 19.9        | 11.5        | <b>261.3</b> |
| <b>6</b>         | 7.0         | 9.8            | 11.0        | 25.9        | 13.1        | 18.2        | 11.0        | 14.6        | 11.2        | 11.9        | 10.9        | <b>144.6</b> |
| <b>7</b>         | 5.5         | 9.8            | 10.8        | 11.0        | 13.7        | 58.5        | 55.1        | 13.7        | 10.3        | 10.1        | 10.8        | <b>209.3</b> |
| <b>8</b>         | 8.8         | 9.4            | 10.1        | 10.6        | 13.2        | 58.1        | 43.2        | 14.6        | 13.1        | 21.7        | 11.3        | <b>214.1</b> |
| <b>9</b>         | 23.2        | 11.4           | 13.0        | 13.2        | 24.8        | 19.1        | 15.2        | 15.5        | 19.8        | 57.9        | 17.7        | <b>230.8</b> |
| <b>10</b>        | 25.4        | 10.6           | 11.5        | 16.9        | 23.2        | 64.6        | 41.1        | 14.7        | 9.9         | 9.4         | 11.4        | <b>238.7</b> |
| <b>11</b>        | 4.9         | 10.0           | 10.6        | 11.0        | 14.6        | 70.8        | 30.9        | 14.7        | 11.7        | 12.8        | 11.4        | <b>203.4</b> |
| <b>12</b>        | 7.0         | 11.2           | 12.6        | 16.9        | 23.7        | 29.1        | 11.7        | 22.4        | 10.9        | 11.2        | 11.3        | <b>168.0</b> |
| <b>Mean</b>      | <b>10.8</b> | <b>10.8</b>    | <b>12.6</b> | <b>18.7</b> | <b>19.0</b> | <b>60.3</b> | <b>26.3</b> | <b>18.1</b> | <b>12.4</b> | <b>17.4</b> | <b>13.1</b> | <b>219.5</b> |
| <b>Dist. (m)</b> | <b>42</b>   | <b>100</b>     | <b>100</b>  | <b>100</b>  | <b>100</b>  | <b>100</b>  | <b>100</b>  | <b>100</b>  | <b>100</b>  | <b>100</b>  | <b>100</b>  | <b>1042</b>  |

**Table 42: Western Road, Southall (westbound) – Average speeds**

**Western Road (westbound)**

**Average speed (kph)**

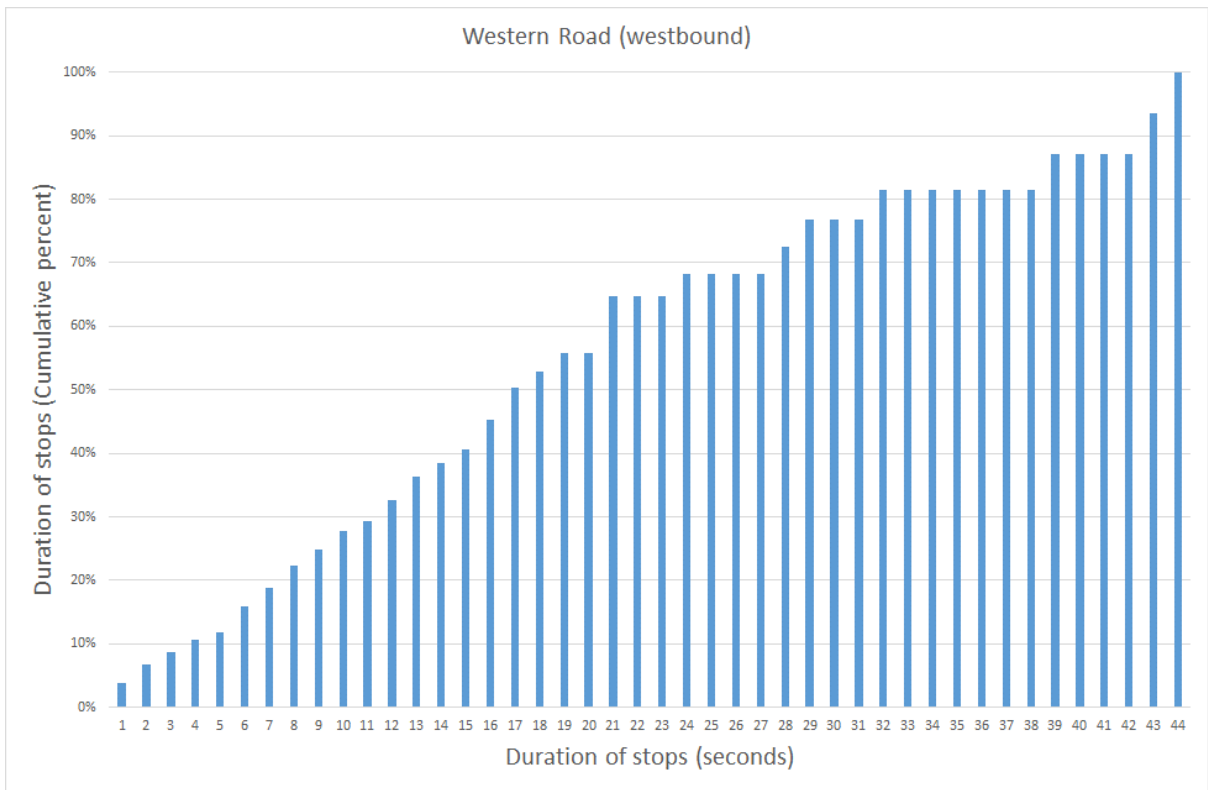
|                 |           | Section   |           |           |           |          |           |           |           |           |           |           |
|-----------------|-----------|-----------|-----------|-----------|-----------|----------|-----------|-----------|-----------|-----------|-----------|-----------|
| Run             | A         | B         | C         | D         | E         | F        | G         | H         | I         | J         | K         | Combined  |
| 1               | 26        | 40        | 35        | 35        | 31        | 8        | 32        | 16        | 25        | 21        | 21        | 22        |
| 2               | 10        | 27        | 24        | 28        | 20        | 6        | 10        | 26        | 28        | 29        | 27        | 17        |
| 3               | 20        | 32        | 28        | 7         | 23        | 2        | 13        | 12        | 31        | 24        | 19        | 10        |
| 4               | 13        | 27        | 18        | 23        | 10        | 6        | 22        | 21        | 36        | 36        | 30        | 18        |
| 5               | 22        | 35        | 28        | 13        | 17        | 3        | 26        | 17        | 26        | 18        | 31        | 14        |
| 6               | 22        | 37        | 33        | 13        | 29        | 20       | 33        | 25        | 32        | 31        | 32        | 26        |
| 7               | 28        | 37        | 33        | 33        | 27        | 6        | 6         | 26        | 35        | 36        | 33        | 18        |
| 8               | 17        | 38        | 36        | 34        | 28        | 6        | 9         | 25        | 28        | 16        | 31        | 17        |
| 9               | 7         | 31        | 28        | 27        | 15        | 18       | 24        | 23        | 18        | 6         | 20        | 16        |
| 10              | 6         | 34        | 31        | 21        | 16        | 5        | 9         | 25        | 37        | 38        | 31        | 16        |
| 11              | 32        | 36        | 34        | 33        | 25        | 5        | 12        | 25        | 31        | 28        | 31        | 18        |
| 12              | 22        | 32        | 29        | 21        | 15        | 12       | 32        | 16        | 33        | 32        | 32        | 22        |
| <b>Combined</b> | <b>14</b> | <b>33</b> | <b>29</b> | <b>19</b> | <b>19</b> | <b>6</b> | <b>14</b> | <b>20</b> | <b>29</b> | <b>21</b> | <b>27</b> | <b>17</b> |

**Table 43: Western Road, Southall (westbound) – Time spent stationary**

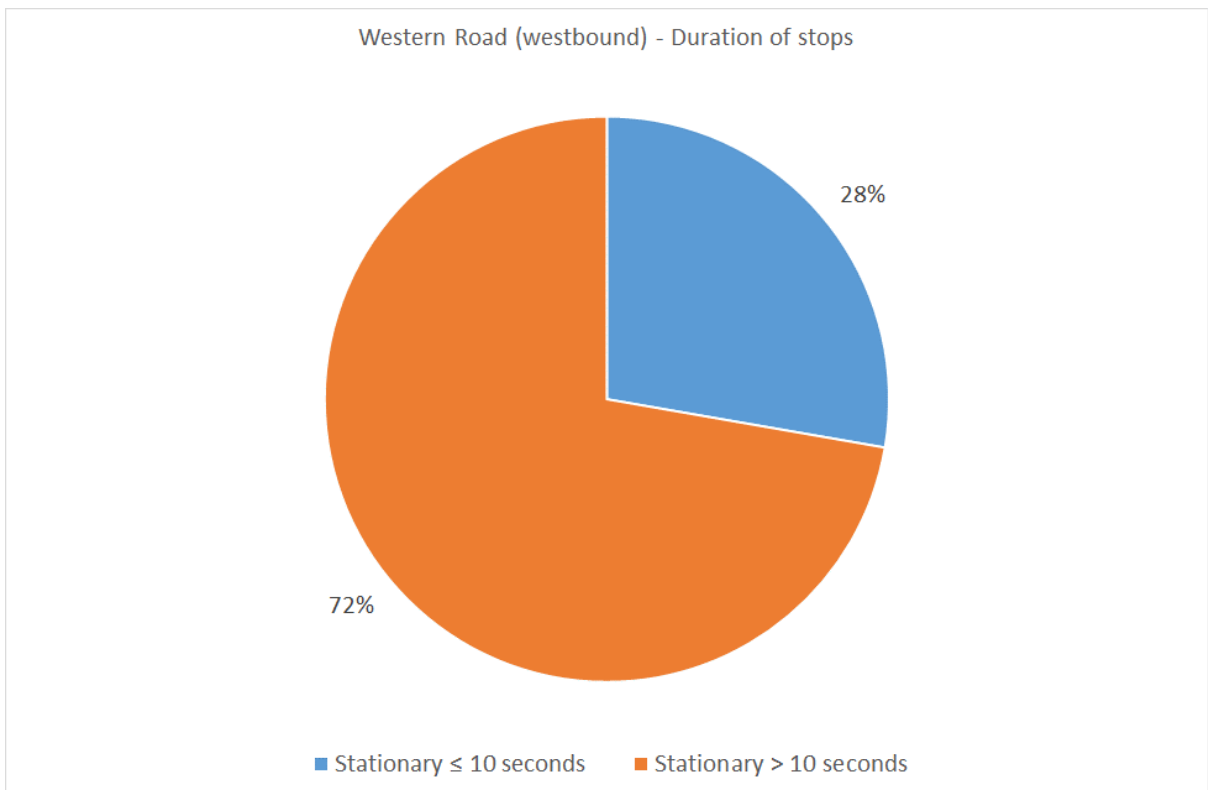
**Western Road (westbound)**

**Percentage (%) time spent stationary**

| Section         |            |           |           |            |           |            |            |           |           |            |           |            |
|-----------------|------------|-----------|-----------|------------|-----------|------------|------------|-----------|-----------|------------|-----------|------------|
| Run             | A          | B         | C         | D          | E         | F          | G          | H         | I         | J          | K         | Combined   |
| 1               | 0%         | 0%        | 0%        | 0%         | 0%        | 53%        | 0%         | 0%        | 0%        | 0%         | 0%        | 12%        |
| 2               | 0%         | 0%        | 0%        | 0%         | 0%        | 59%        | 29%        | 0%        | 0%        | 0%         | 0%        | 20%        |
| 3               | 0%         | 0%        | 0%        | 56%        | 0%        | 82%        | 21%        | 25%       | 0%        | 0%         | 0%        | 48%        |
| 4               | 14%        | 0%        | 0%        | 0%         | 14%       | 60%        | 0%         | 0%        | 0%        | 0%         | 0%        | 17%        |
| 5               | 0%         | 0%        | 0%        | 22%        | 0%        | 67%        | 0%         | 11%       | 0%        | 0%         | 0%        | 29%        |
| 6               | 0%         | 0%        | 0%        | 28%        | 0%        | 0%         | 0%         | 0%        | 0%        | 0%         | 0%        | 5%         |
| 7               | 0%         | 0%        | 0%        | 0%         | 0%        | 63%        | 68%        | 0%        | 0%        | 0%         | 0%        | 35%        |
| 8               | 0%         | 0%        | 0%        | 0%         | 0%        | 65%        | 59%        | 0%        | 0%        | 6%         | 0%        | 30%        |
| 9               | 38%        | 0%        | 0%        | 0%         | 2%        | 0%         | 0%         | 0%        | 0%        | 36%        | 0%        | 13%        |
| 10              | 31%        | 0%        | 0%        | 0%         | 13%       | 66%        | 41%        | 0%        | 0%        | 0%         | 0%        | 30%        |
| 11              | 0%         | 0%        | 0%        | 0%         | 0%        | 70%        | 29%        | 0%        | 0%        | 0%         | 0%        | 29%        |
| 12              | 0%         | 0%        | 0%        | 0%         | 11%       | 40%        | 0%         | 13%       | 0%        | 0%         | 0%        | 10%        |
| <b>Combined</b> | <b>14%</b> | <b>0%</b> | <b>0%</b> | <b>19%</b> | <b>5%</b> | <b>63%</b> | <b>33%</b> | <b>6%</b> | <b>0%</b> | <b>11%</b> | <b>0%</b> | <b>25%</b> |



**Figure 42: Western Road, Southall (westbound) – Duration of stops**



**Figure 43: Western Road, Southall (westbound) – Duration stationary >10seconds**

**Table 44: Western Road, Southall (westbound) – Time spent >20mph**

**Western Road (westbound)**

**Percentage (%) time spent >20mph (>32.2kph)**

| <b>Section</b>  |           |            |            |            |           |           |           |           |            |            |            |                 |
|-----------------|-----------|------------|------------|------------|-----------|-----------|-----------|-----------|------------|------------|------------|-----------------|
| <b>Run</b>      | <b>A</b>  | <b>B</b>   | <b>C</b>   | <b>D</b>   | <b>E</b>  | <b>F</b>  | <b>G</b>  | <b>H</b>  | <b>I</b>   | <b>J</b>   | <b>K</b>   | <b>Combined</b> |
| <b>1</b>        | 19%       | 100%       | 100%       | 100%       | 4%        | 0%        | 62%       | 0%        | 0%         | 0%         | 0%         | <b>23%</b>      |
| <b>2</b>        | 0%        | 30%        | 0%         | 29%        | 0%        | 0%        | 0%        | 0%        | 0%         | 8%         | 1%         | <b>4%</b>       |
| <b>3</b>        | 4%        | 54%        | 0%         | 0%         | 0%        | 0%        | 0%        | 0%        | 56%        | 29%        | 20%        | <b>6%</b>       |
| <b>4</b>        | 0%        | 0%         | 0%         | 0%         | 0%        | 4%        | 4%        | 0%        | 74%        | 94%        | 52%        | <b>12%</b>      |
| <b>5</b>        | 0%        | 98%        | 2%         | 0%         | 0%        | 0%        | 12%       | 0%        | 0%         | 31%        | 52%        | <b>9%</b>       |
| <b>6</b>        | 19%       | 100%       | 77%        | 0%         | 19%       | 0%        | 64%       | 15%       | 55%        | 39%        | 61%        | <b>34%</b>      |
| <b>7</b>        | 5%        | 100%       | 71%        | 58%        | 26%       | 0%        | 12%       | 19%       | 83%        | 72%        | 59%        | <b>28%</b>      |
| <b>8</b>        | 2%        | 100%       | 100%       | 93%        | 0%        | 0%        | 4%        | 0%        | 0%         | 12%        | 52%        | <b>18%</b>      |
| <b>9</b>        | 0%        | 23%        | 1%         | 1%         | 0%        | 1%        | 0%        | 0%        | 0%         | 1%         | 2%         | <b>2%</b>       |
| <b>10</b>       | 0%        | 78%        | 25%        | 0%         | 0%        | 0%        | 0%        | 0%        | 82%        | 100%       | 49%        | <b>14%</b>      |
| <b>11</b>       | 33%       | 100%       | 90%        | 54%        | 0%        | 0%        | 0%        | 1%        | 46%        | 41%        | 49%        | <b>21%</b>      |
| <b>12</b>       | 0%        | 50%        | 0%         | 0%         | 0%        | 6%        | 39%       | 2%        | 74%        | 60%        | 58%        | <b>20%</b>      |
| <b>Combined</b> | <b>4%</b> | <b>66%</b> | <b>33%</b> | <b>16%</b> | <b>3%</b> | <b>1%</b> | <b>9%</b> | <b>2%</b> | <b>34%</b> | <b>27%</b> | <b>34%</b> | <b>14%</b>      |