

# Q1 School Site (If you work at multiple sites, choose your home site OR complete a survey for each site at which you spend significant time.)

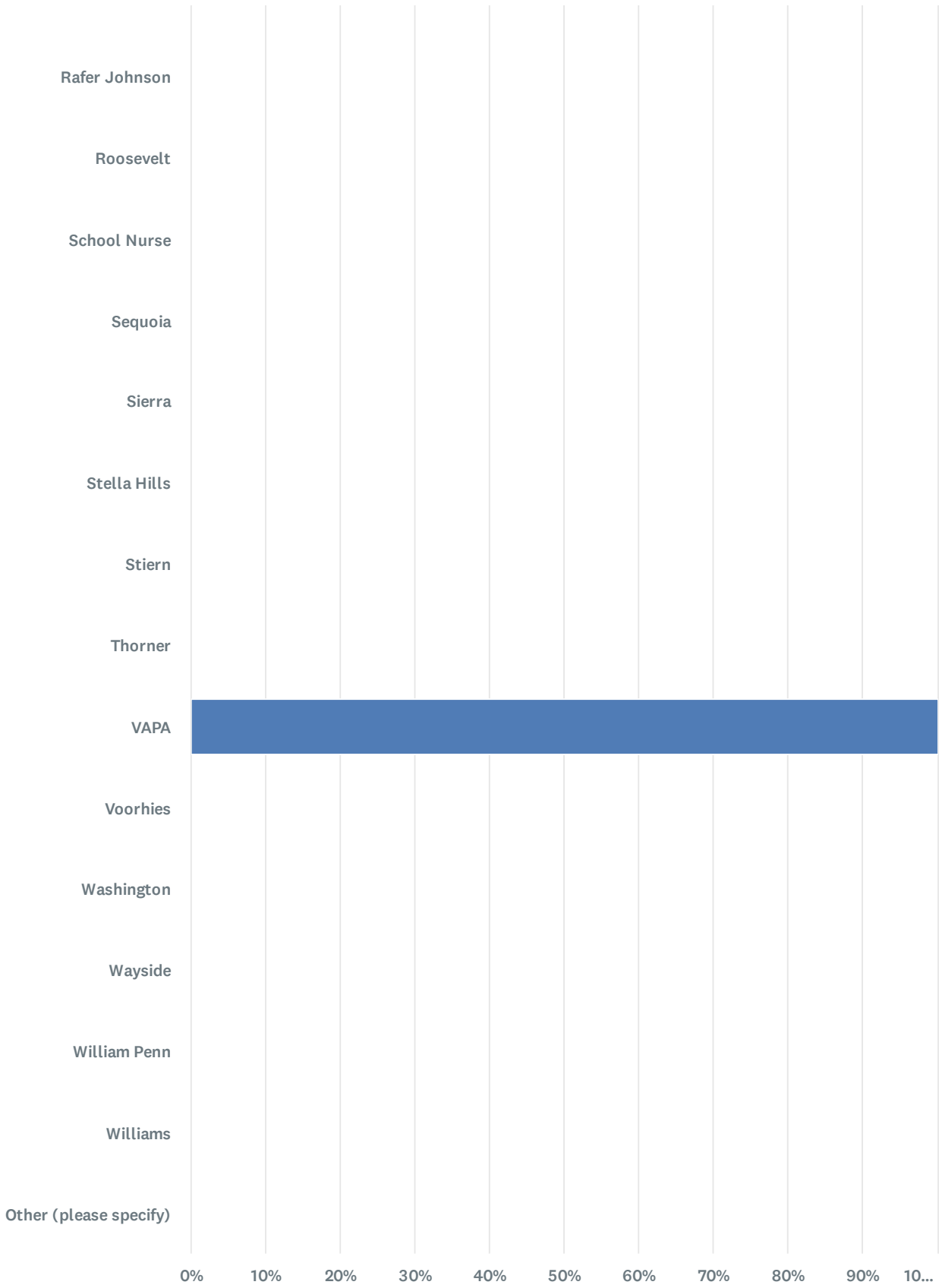
Answered: 1 Skipped: 0

Casa Loma										
Cato										
Chavez										
Chipman										
College Hts										
Compton										
Curran										
Downtown										
Ed Center/District Office										
Eissler										
Emerson										
Evergreen										
Fletcher										
Frank West										
Franklin										

2025-2026 BETA Administration/Site Climate Survey























Fremont										
Garza										
Harding										
Harris										
Horace Mann										
Hort										
Jefferson										
Lincoln Jr. High										
Longfellow										
McKinley										
MLK										
Mt.Vernon										
Munsey										
Nichols										
Noble										
Owens Elementary										
Pauly										
Pioneer										

2025-2026 BETA Administration/Site Climate Survey

























Answer Choices	Percentage	Responses
Total		1

2025-2026 BETA Administration/Site Climate Survey

Answer Choices	Percentage	Responses
 Casa Loma	0%	0
 Cato	0%	0
 Chavez	0%	0
 Chipman	0%	0
 College Hts	0%	0
 Compton	0%	0
 Curran	0%	0
 Downtown	0%	0
 Ed Center/District Office	0%	0
 Eissler	0%	0
 Emerson	0%	0
 Evergreen	0%	0
 Fletcher	0%	0
 Frank West	0%	0
 Franklin	0%	0
 Fremont	0%	0
 Garza	0%	0
 Harding	0%	0
 Harris	0%	0
 Horace Mann	0%	0
 Hort	0%	0
 Jefferson	0%	0
<b>Total</b>		<b>1</b>

2025-2026 BETA Administration/Site Climate Survey

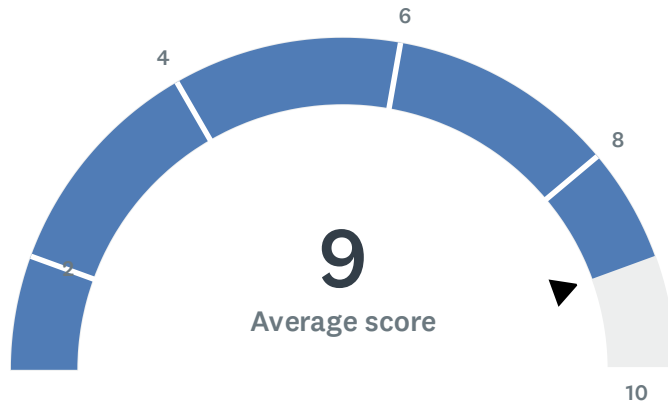
Answer Choices	Percentage	Responses
 Lincoln Jr. High	0%	0
 Longfellow	0%	0
 McKinley	0%	0
 MLK	0%	0
 Mt.Vernon	0%	0
 Munsey	0%	0
 Nichols	0%	0
 Noble	0%	0
 Owens Elementary	0%	0
 Pauly	0%	0
 Pioneer	0%	0
 Rafer Johnson	0%	0
 Roosevelt	0%	0
 School Nurse	0%	0
 Sequoia	0%	0
 Sierra	0%	0
 Stella Hills	0%	0
 Stiern	0%	0
 Thorner	0%	0
 VAPA	100.00%	1
 Voorhies	0%	0
 Washington	0%	0
<b>Total</b>		<b>1</b>

2025-2026 BETA Administration/Site Climate Survey

Answer Choices	Percentage	Responses
 Wayside	0%	0
 William Penn	0%	0
 Williams	0%	0
 Other (please specify) <a href="#">Show responses</a>	0%	0
<b>Total</b>		<b>1</b>

## Q2 Site administration is sensitive to the needs of students, staff, and the community.

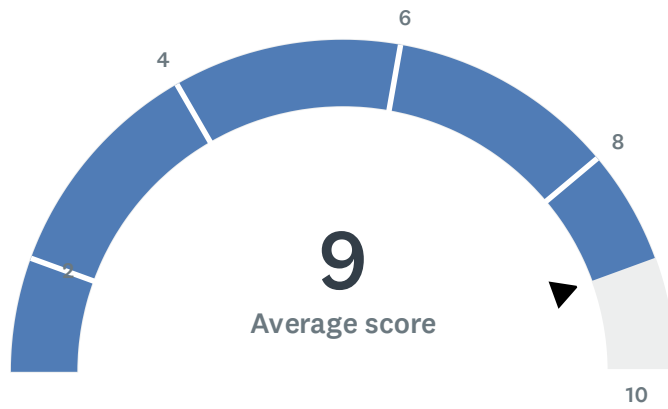
Answered: 1 Skipped: 0



Basic statistics <span style="float: right;">(i)</span>				
Minimum	Maximum	Median	Mean	Standard Deviation
9.00	9.00	9.00	9.00	0.00

### Q3 Site administration treats staff with respect; you feel like a valued member of a team.

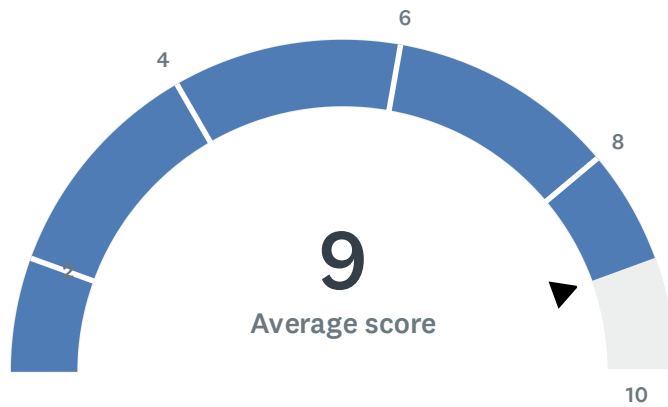
Answered: 1 Skipped: 0



Basic statistics <span style="float: right;">(i)</span>				
Minimum	Maximum	Median	Mean	Standard Deviation
9.00	9.00	9.00	9.00	0.00

## Q4 Site administration conducts classroom visits in the least disruptive manner and leaves timely feedback (within 48 hours).

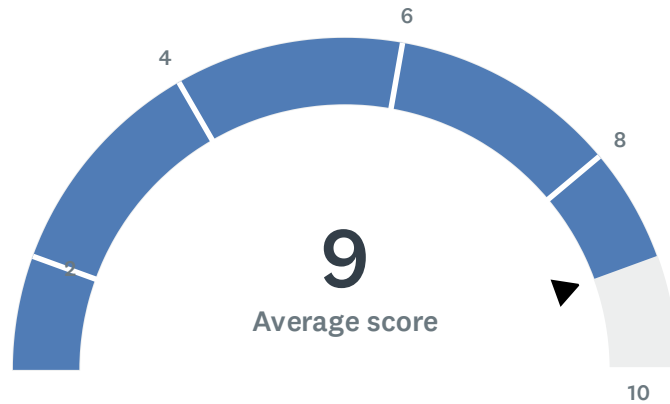
Answered: 1 Skipped: 0



Basic statistics <span style="float: right;">(i)</span>				
Minimum	Maximum	Median	Mean	Standard Deviation
9.00	9.00	9.00	9.00	0.00

## Q5 Site administration follows the contract and respects personal rights.

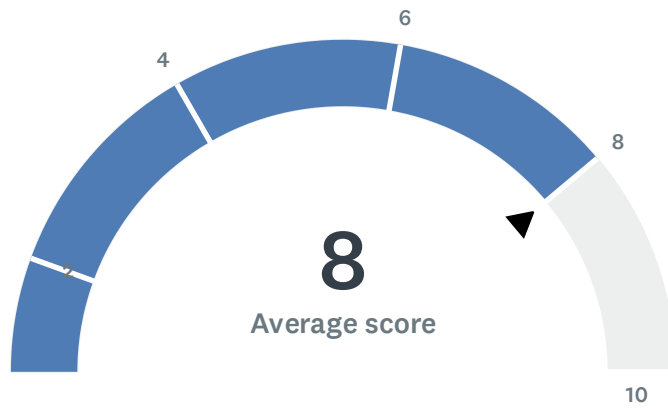
Answered: 1 Skipped: 0



Basic statistics <span>ⓘ</span>				
Minimum	Maximum	Median	Mean	Standard Deviation
9.00	9.00	9.00	9.00	0.00

## Q6 Administration utilizes staff according to their job description (ie. Coaches, APL's, Specialists & Staff).

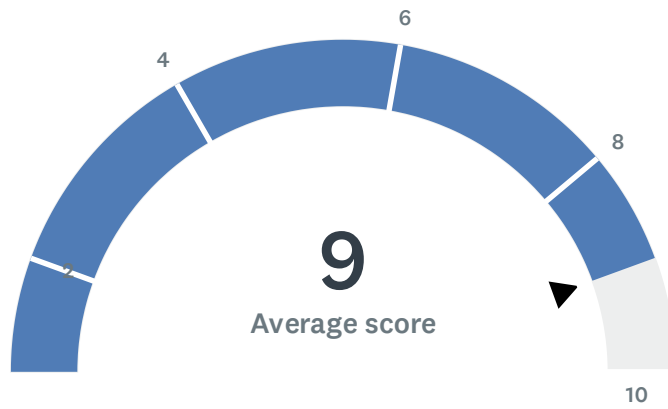
Answered: 1 Skipped: 0



Basic statistics <span style="float: right;">(i)</span>				
Minimum	Maximum	Median	Mean	Standard Deviation
8.00	8.00	8.00	8.00	0.00

## Q7 Administration maintains open communication with staff, parents, and students.

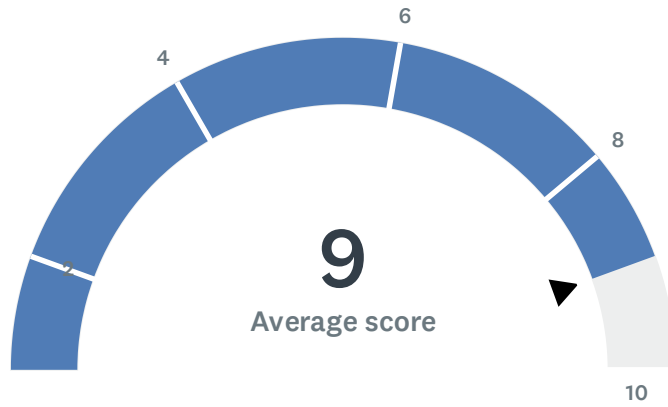
Answered: 1 Skipped: 0



Basic statistics <span style="float: right;">(i)</span>				
Minimum	Maximum	Median	Mean	Standard Deviation
9.00	9.00	9.00	9.00	0.00

## Q8 Administration supports staff against attacks and criticism from parents.

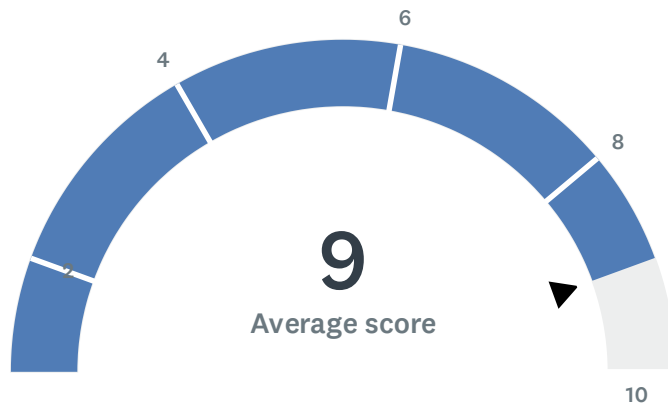
Answered: 1 Skipped: 0



Basic statistics <span style="float: right;">(i)</span>				
Minimum	Maximum	Median	Mean	Standard Deviation
9.00	9.00	9.00	9.00	0.00

## Q9 Site administration treats all teachers equally; there is no preferential treatment.

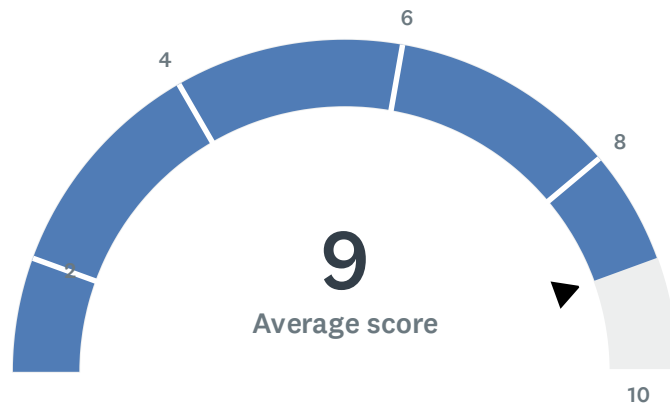
Answered: 1 Skipped: 0



Basic statistics <span style="float: right;">(i)</span>				
Minimum	Maximum	Median	Mean	Standard Deviation
9.00	9.00	9.00	9.00	0.00

## Q10 Site administration has been supportive and minimizes additional stress.

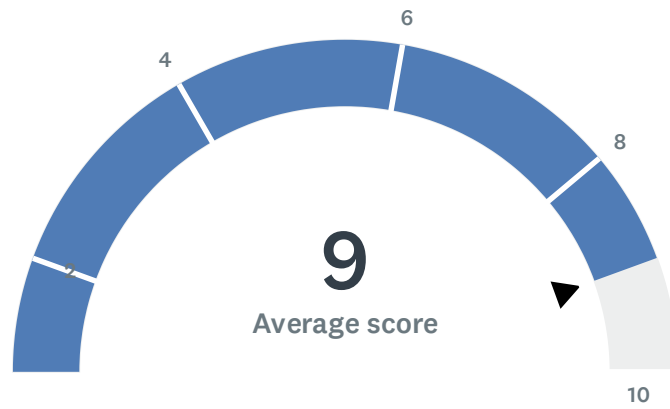
Answered: 1 Skipped: 0



Basic statistics <span style="float: right;">(i)</span>				
Minimum	Maximum	Median	Mean	Standard Deviation
9.00	9.00	9.00	9.00	0.00

## Q11 Administration communicates expectations and information in an effective and timely manner.

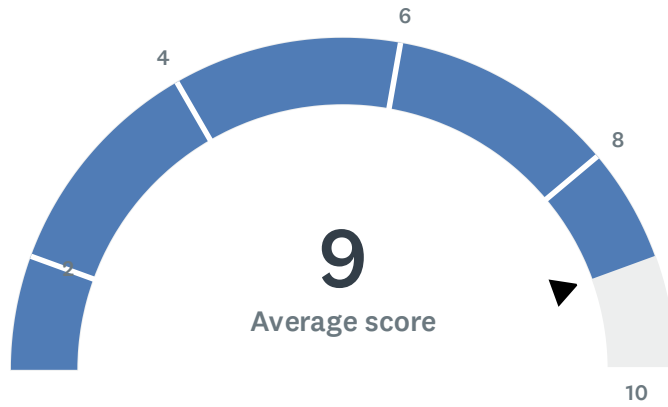
Answered: 1 Skipped: 0



Basic statistics <span style="float: right;">(i)</span>				
Minimum	Maximum	Median	Mean	Standard Deviation
9.00	9.00	9.00	9.00	0.00

## Q12 Your site administration ensures positive working conditions at your worksite.

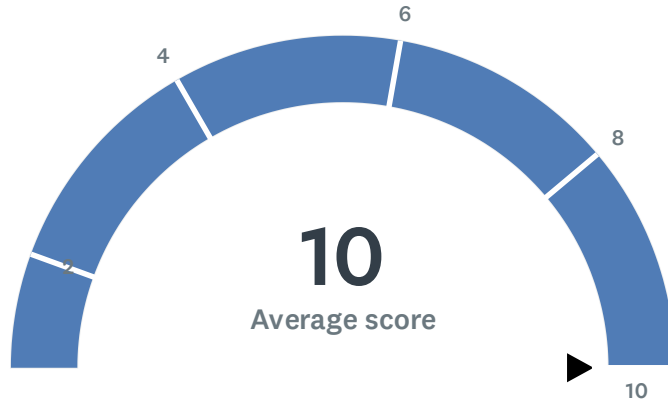
Answered: 1 Skipped: 0



Basic statistics <span style="float: right;">(i)</span>				
Minimum	Maximum	Median	Mean	Standard Deviation
9.00	9.00	9.00	9.00	0.00

Q13 Site administration is thoughtful/smart when calling "Inclement Weather" (rainy day, extreme temperatures, too windy, air quality, etc.) schedule.

Answered: 1 Skipped: 0



Basic statistics <span style="float: right;">(i)</span>				
Minimum	Maximum	Median	Mean	Standard Deviation
10.00	10.00	10.00	10.00	0.00

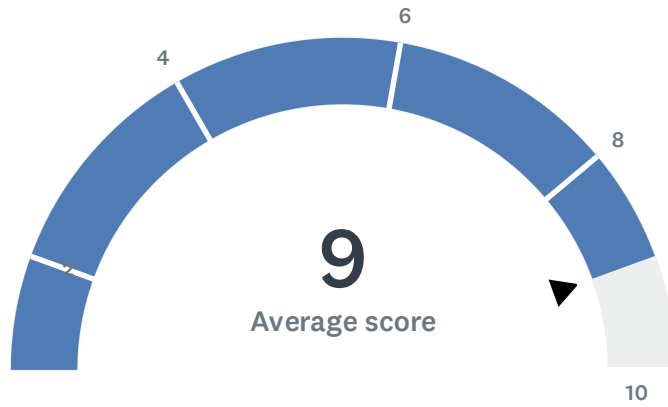
## Q14 Do you have any comments, thoughts, or concerns about site administration?

Answered: 0 Skipped: 1

#	RESPONSES	DATE
	There are no responses.	

## Q15 Site staff is involved in setting school policies and budgetary priorities.

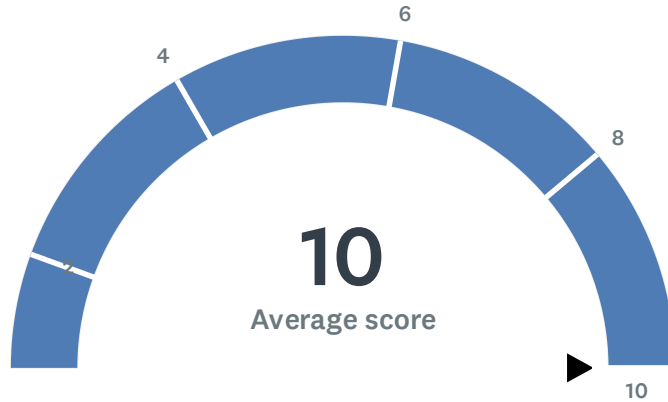
Answered: 1 Skipped: 0



Basic statistics <span style="float: right;">ⓘ</span>				
Minimum	Maximum	Median	Mean	Standard Deviation
9.00	9.00	9.00	9.00	0.00

## Q16 Site meetings are productive and not excessive.

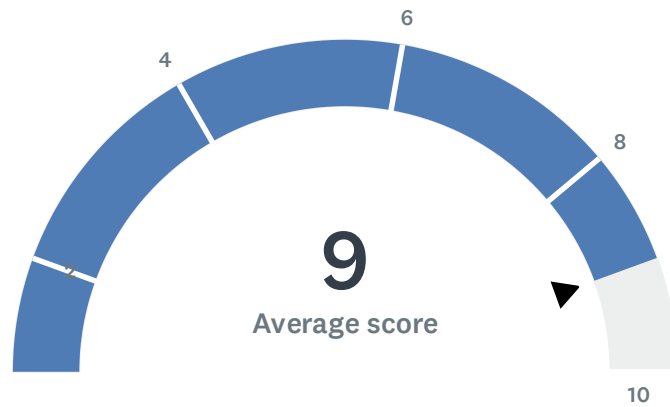
Answered: 1 Skipped: 0



Basic statistics <span style="float: right;">ⓘ</span>				
Minimum	Maximum	Median	Mean	Standard Deviation
10.00	10.00	10.00	10.00	0.00

## Q17 Meetings, 504s, and/or IEPs scheduled outside of contractually guaranteed planning/preparation time?

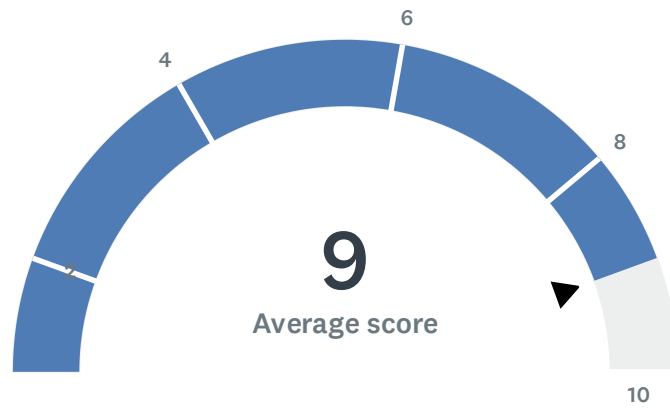
Answered: 1 Skipped: 0



Basic statistics <span style="float: right;">(i)</span>				
Minimum	Maximum	Median	Mean	Standard Deviation
9.00	9.00	9.00	9.00	0.00

## Q18 My site receives daily, consecutive, uninterrupted planning/preparation time. (30 minutes / 40 minutes)

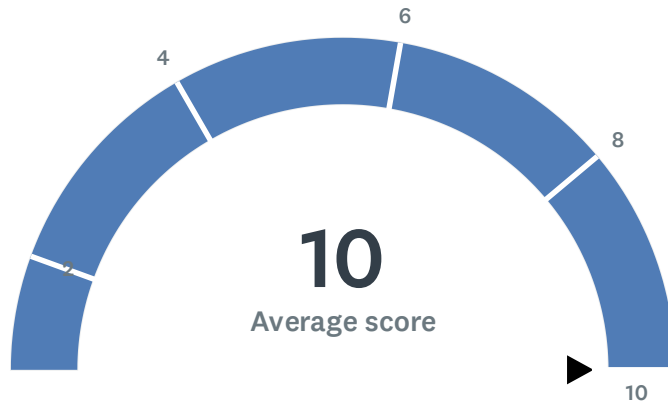
Answered: 1 Skipped: 0



Basic statistics <span style="float: right;">(i)</span>				
Minimum	Maximum	Median	Mean	Standard Deviation
9.00	9.00	9.00	9.00	0.00

## Q19 Staff is given time (on duty) to input district-required data (i.e., Benchmarks, Dibels, CFAs, Report Cards, etc.).

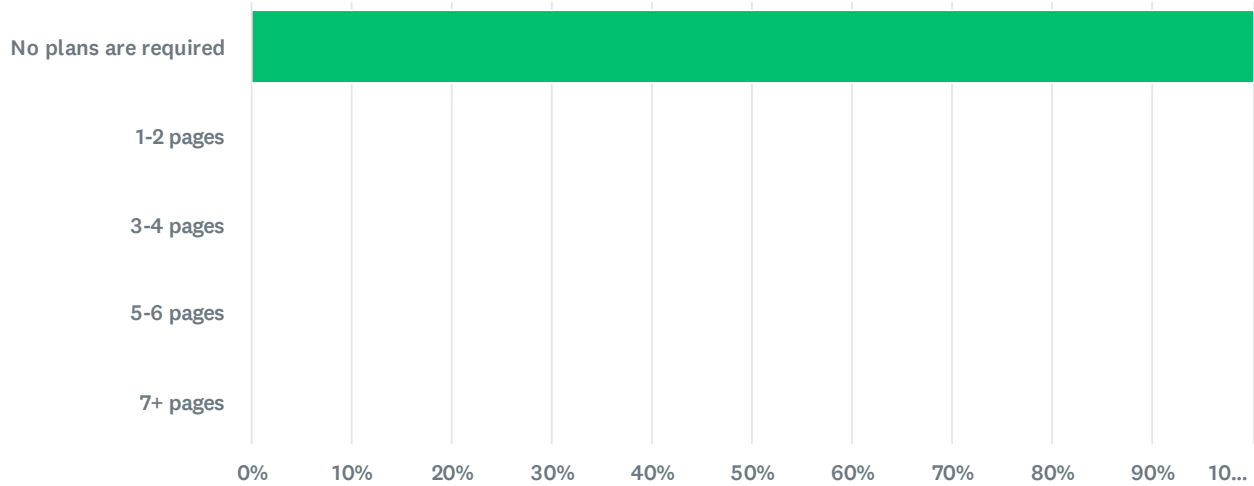
Answered: 1 Skipped: 0



Basic statistics <span style="float: right;">(i)</span>				
Minimum	Maximum	Median	Mean	Standard Deviation
10.00	10.00	10.00	10.00	0.00

## Q20 Teachers are required to submit complete, but not excessively lengthy lesson plans.

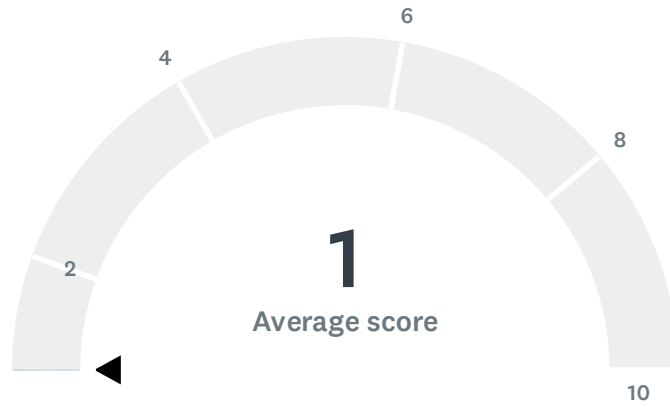
Answered: 1 Skipped: 0



Answer Choices	Percentage	Responses
<span style="color: green;">●</span> No plans are required	100.00%	1
<span style="color: blue;">●</span> 1-2 pages	0%	0
<span style="color: yellow;">●</span> 3-4 pages	0%	0
<span style="color: teal;">●</span> 5-6 pages	0%	0
<span style="color: orange;">●</span> 7+ pages	0%	0
<a href="#">Show comments</a>		
<b>Total</b>		<b>1</b>

## Q21 Staff (teachers and/or coaches) have recess duty.

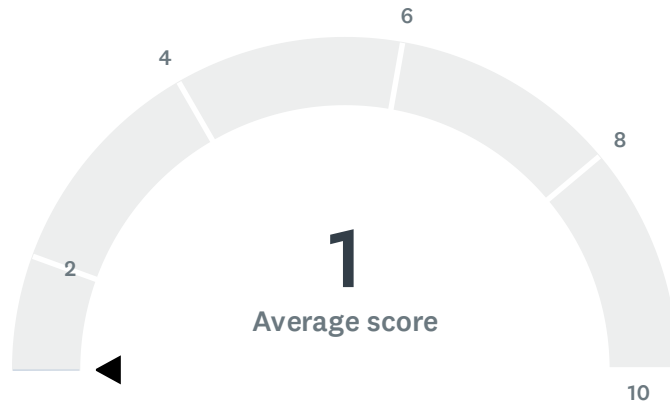
Answered: 1 Skipped: 0



Basic statistics <span style="float: right;">ⓘ</span>				
Minimum	Maximum	Median	Mean	Standard Deviation
1.00	1.00	1.00	1.00	0.00

## Q22 Staff (teachers and/or coaches) have bus (arrival/dismissal) duty.

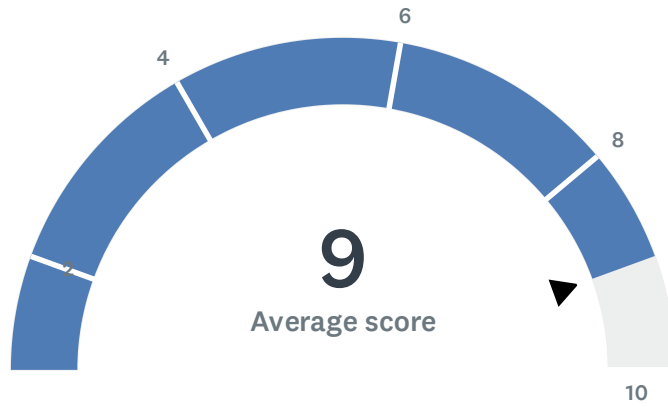
Answered: 1 Skipped: 0



Basic statistics <span style="float: right;">ⓘ</span>				
Minimum	Maximum	Median	Mean	Standard Deviation
1.00	1.00	1.00	1.00	0.00

## Q24 Staff and students feel safe.

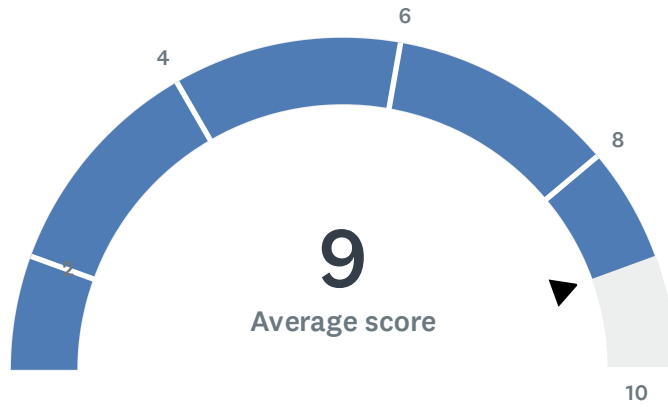
Answered: 1 Skipped: 0



Basic statistics <span>ⓘ</span>				
Minimum	Maximum	Median	Mean	Standard Deviation
9.00	9.00	9.00	9.00	0.00

## Q25 Administration has been helpful and supportive regarding student discipline.

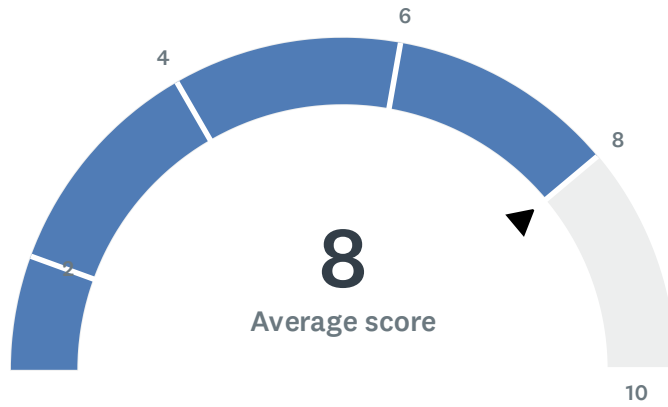
Answered: 1 Skipped: 0



Basic statistics <span style="float: right;">(i)</span>				
Minimum	Maximum	Median	Mean	Standard Deviation
9.00	9.00	9.00	9.00	0.00

## Q26 Teachers have been given or trained to use effective tools to improve behavior.

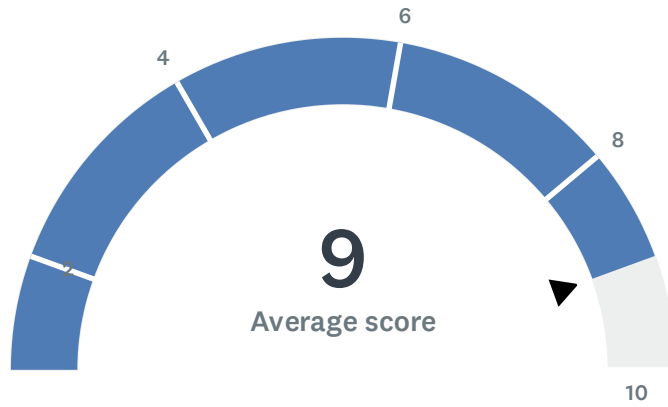
Answered: 1 Skipped: 0



Basic statistics <span style="float: right;">(i)</span>				
Minimum	Maximum	Median	Mean	Standard Deviation
8.00	8.00	8.00	8.00	0.00

## Q27 Administration supports classroom discipline procedures and follows District discipline guidelines.

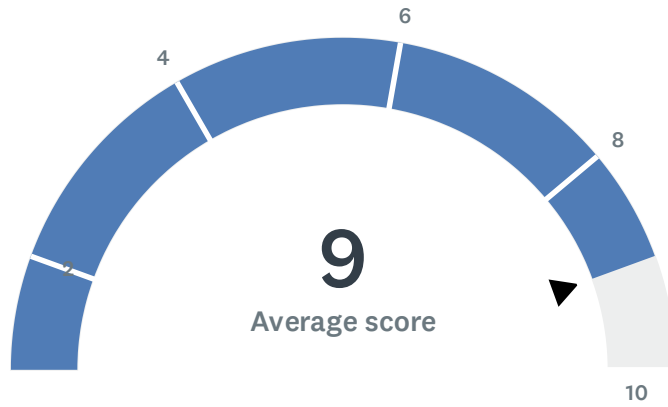
Answered: 1 Skipped: 0



Basic statistics <span style="float: right;">(i)</span>				
Minimum	Maximum	Median	Mean	Standard Deviation
9.00	9.00	9.00	9.00	0.00

## Q28 When ODRs (office disciplinary referrals) are written, the teacher's word is valued and trusted.

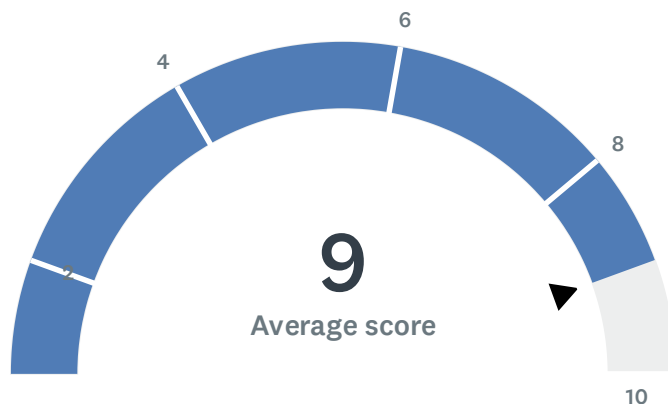
Answered: 1 Skipped: 0



Basic statistics <span style="float: right;">(i)</span>				
Minimum	Maximum	Median	Mean	Standard Deviation
9.00	9.00	9.00	9.00	0.00

## Q29 My site has a positive atmosphere.

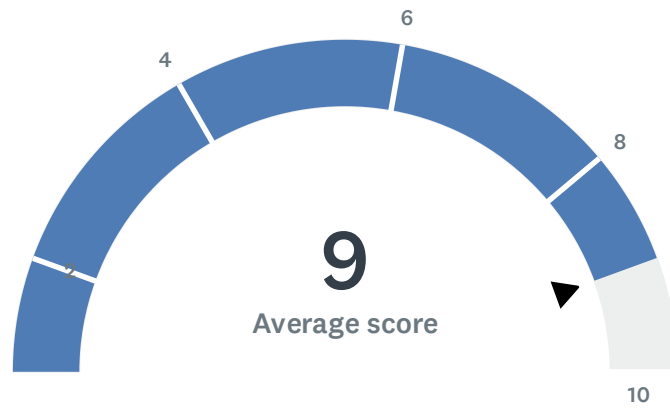
Answered: 1 Skipped: 0



Basic statistics <span>ⓘ</span>				
Minimum	Maximum	Median	Mean	Standard Deviation
9.00	9.00	9.00	9.00	0.00

### Q30 I would recommend my site to other employees and prospective teachers.

Answered: 1 Skipped: 0



Basic statistics <span style="float: right;">(i)</span>				
Minimum	Maximum	Median	Mean	Standard Deviation
9.00	9.00	9.00	9.00	0.00

### Q31 Do you have any final comments, thoughts, or concerns about PBIS, Discipline, and/or Site Atmosphere?

Answered: 0 Skipped: 1

#	RESPONSES	DATE
	There are no responses.	

## Q32 Do you have any overall comments about your site and/or its administration?

Answered: 0 Skipped: 1

#	RESPONSES	DATE
	There are no responses.	