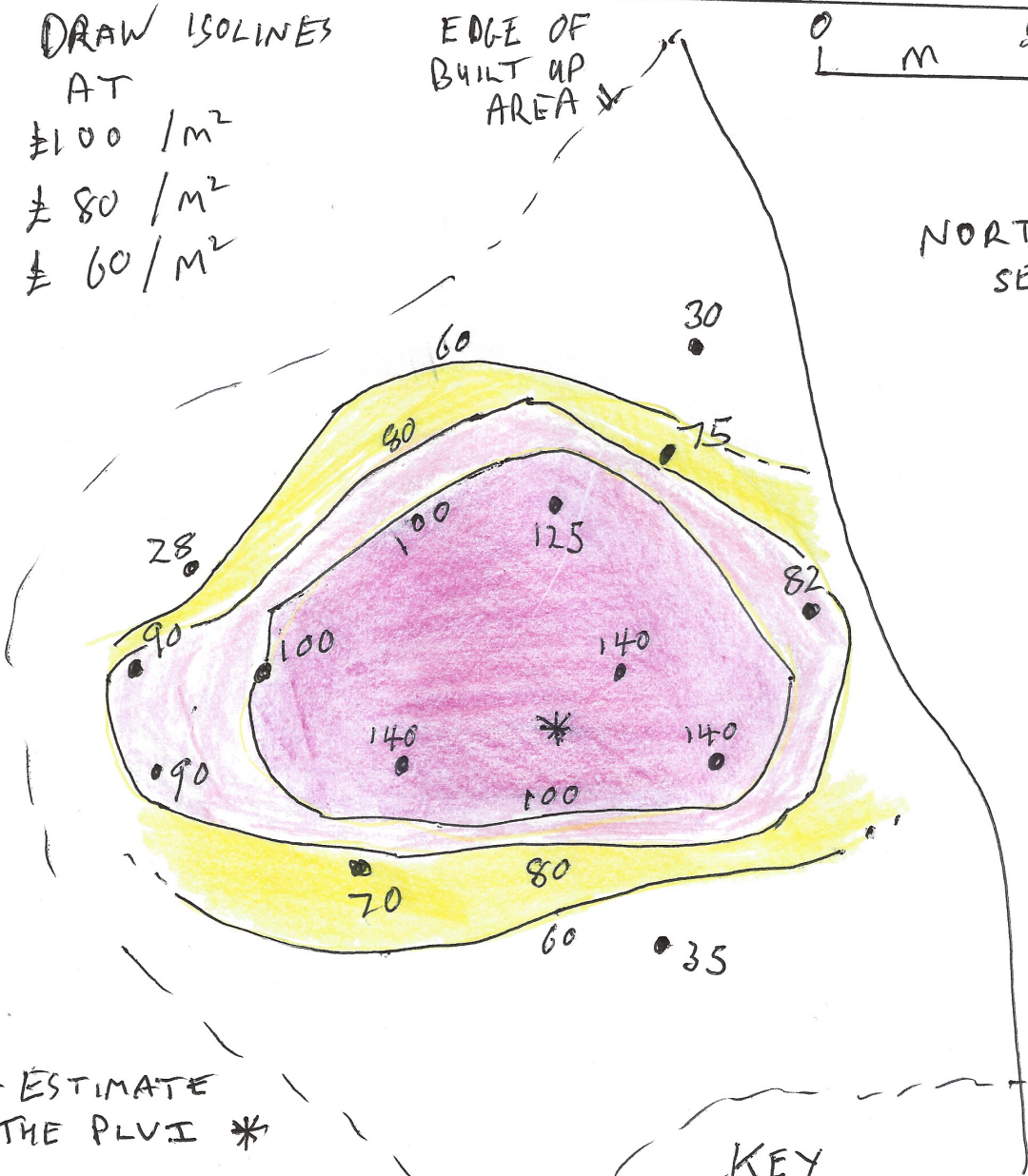




COMMERCIAL RATEABLE VALUES IN £'s per m²
 IN HORNSEA FROM THE VALUATION OFFICE
 AGENCY SITE

DRAW ISOLINES
 AT
 £100 / m²
 £80 / m²
 £60 / m²

EDGE OF
 BUILT UP
 AREA



- ESTIMATE
 THE PLVI *

→ SHADE EACH
 ZONE FROM DARKER
 (MORE) TO LIGHTER (LESS)

- ADD A KEY

KEY

- > £100 per m²
- £80 - £100 per m²
- £60 - £80 per m²
- < £60 per m²

