

# PIEDMONT ATHENS REGIONAL MASTER FACILITY PROJECT

## ATHENS, GA 30606

### GLAZING CONTRACTOR



25 LITTLEJOHN GLEN COURT  
GREENVILLE, SC 29615  
PH: 864.288.1272  
FAX: 864.288.1279  
WWW.GRAHAMHODGE.COM

### METAL MANUFACTURER

KAWNEER  
AN ALCOA COMPANY  
WWW.KAWNEER.COM

### ARCHITECT

SMITHGROUP  
1700 NEW YORK AVENUE NW  
SUITE 100  
P: 202.842.2100  
WWW.SMITHGROUP.COM

### ABBREVIATIONS AND SYMBOLS

A/C = ACCESS CONTROLLED	N.I.C. = NOT IN CONTRACT
A.F.F. = ABOVE FINISHED FLOOR	N.T.S. = NOT TO SCALE
B.O.H. = BOTTOM OF HORIZONTAL	O.D. = OPENING DIMENSION
C.L. = CENTER LINE	O.F.D. = OVERALL FRAME DIMENSION
DIM. = DIMENSION	REF. = REFERENCE
D.L.O. = DAYLIGHT OPENING	R.O. = ROUGH OPENING
D.L. = DEAD LOAD (ANCHOR)	T.O.F.F. = TOP OF FINISHED FLOOR
D.O. = DOOR OPENING	T.O.H. = TOP OF HORIZONTAL
EL. = ELEVATION	T.O.S. = TOP OF SLAB
F.S. = FRAME SIZE	T.O.STL. = TOP OF STEEL
F.F. = FINISH FLOOR	U.N.O. = UNLESS NOTED OTHERWISE
G.C. = GENERAL CONTRACTOR	W.C. = WEB CENTER
M.O. = MASONRY OPENING	W.D. = WINDOW DIMENSION
M.L. = MULLION LENGTH	W.L. = WIND LOAD (ANCHOR)
HM = HOLLOW METAL BY OTHERS	W.P. = WORKING POINT
N.B.G.H.= NOT BY GRAHAM HODGE	

-- WORK POINT	--BACKER ROD & SEALANT
-- ANCHOR LOCATION	--DIMENSION LUMBER
-- GLASS TYPE	--CUT STONE
--WINDOW DESIGNATION	--CONCRETE
--DOOR DESIGNATION	--CONCRETE BLOCK
--INDICATES ITEMS TO BE VERIFIED BY CUSTOMER.	--BATT INSULATION
--DETAIL MARK	--STEEL IN SECTION

DRAWING SHEET INDEX	
PAGE #	DESCRIPTION
.01	COVER PAGE
.02-.03	SCHEDULES
1.01-1.14	FLOOR PLANS
2.01-2.82	ELEVATIONS
3.01-3.52	DETAILS

### SPECIAL NOTES:

- SEE SEPARATE SAMPLES FOR GLASS MAKE UP.
- ALL BLOCKING AND STRUCTURAL SUPPORT IS SUPPLIED AND INSTALLED BY OTHERS

**ERECTOR / G.C. NOTE:**  
PLEASE FIELD VERIFY ALL DIMENSIONS

	1ST REVISION	07.22.20		
△	2ND REVISION (ENGINEERING)	08.31.20		
△	3RD REVISION (CW)	09.03.20		
△	4TH REVISION (RA)	01.19.21		
NO	DESCRIPTION	DATE	DRAWING SUBMISSION	

	5TH REVISION -RADIUS (RA)	02.17.21		
△	6TH REVISION - CONNECTOR (RA)	03.11.21		
△	7TH REVISION - CW2 (GF)	04.10.21		
△	8TH REVISION - EXTEND HEAD AND NOTCH (CP)	05.07.22		
NO	DESCRIPTION	DATE	DRAWING SUBMISSION	

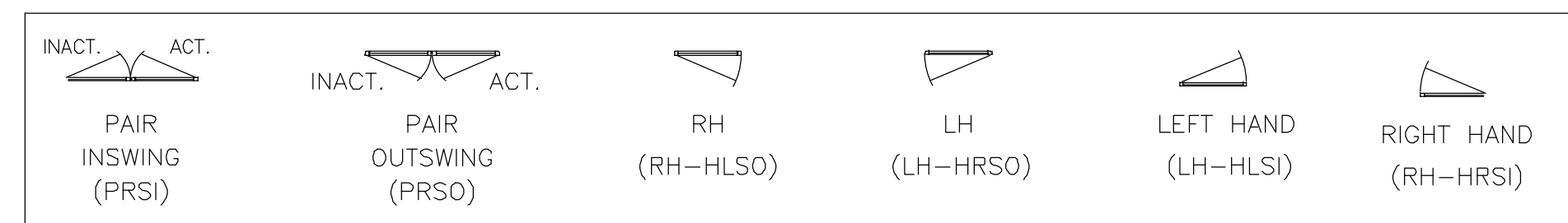
PIEDMONT ATHENS REGIONAL  
MASTER FACILITY PROJECT  
ATHENS, GA 30606

JOB # 19-017

DRAWN BY: RA	DATE: 05.27.20
CHECKED BY: JO	DATE: 05.27.20

.01

DOOR SCHEDULE					
DOOR	DOOR OPENING SIZE	HAND	FRAMING	FRAME TYPE	DOOR TYPE
E1-001A	3'-4" X 8'-0"	LH-HRSO	1600 SYS. 1	CW2.2	350T
E1-001-A	4'-11 1/2" X 7'-8 3/4"	PRSO	1600 SYS. 1	CW2.12	350T
E1-001-B	4'-11 1/2" X 7'-8 3/4"	PRSO	1600 SYS. 1	CW2.13	350T
E1-001-C	10'-5 1/2" X 7'-10 5/8"	SLIDER	1600 SYS. 1	CW2.12	AUTO
E1-001-D	10'-5 1/2" X 7'-10 5/8"	SLIDER	1600 SYS. 1	CW2.13	AUTO
E1-002	3'-2" X 8'-0"	LH-HLSI	1600 SYS. 1	CW2A.5	350T
E1-009-B	3'-2" X 8'-0"	LH-HLSI	1600 SYS. 1	CW2.14	350T
E1-015	3'-3 1/2" X 8'-0"	LH-HLSI	1600 SYS. 1	1	350T
E1-021	3'-3 1/2" X 8'-0"	LH-HLSI	1600 SYS. 1	4	350T
E1-034-A	6'-0" X 8'-6 3/4"	PRSO	1600 SYS. 1	CW2.3	350T
E1-034-B	6'-7" X 8'-6 3/4"	PRSO	1600 SYS. 1	CW2.3	350T
E1-036-B	6'-7" X 8'-4 13/16"	PRSI	1600 SYS. 1	CW2.9	350T
E1-043-A	5'-9" X 7'-10 5/8"	SLIDER	1600 SYS. 1	CW2.19	350T
E1-043-B	5'-9" X 7'-10 5/8"	SLIDER	1600 SYS. 1	CW2.19	350T
E1-044	4'-11 1/2" X 8'-0"	PRSO	1600 SYS. 1	CW2A.2	350T
E1-205	3'-4 1/8" X 8'-0"	RH-HLSO	1600 SYS. 1	CW2	350T
E1-205-B	3'-4 5/8" X 8'-0"	RH-HLSO	1600 SYS. 1	CW2	350T
E2-061	3'-0" X 7'-2"	LH-HRSO	1600 SYS. 1	CW2.15	350T



**DOOR NOTES:**

1) DOORS ARE KAWNEER 350T WIDE STILE WITH 3 1/2" TOP RAIL AND 10" BOTTOM RAIL. DOORS TO RECIEVE 1" GLASS.

2) SLIDING DOORS ARE HORTON SERIES 2003.

**DOOR HARDWARE NOTES:**


1) ALL DOOR HARDWARE IS SUPPLIED BY OTHERS. GRAHAM HODGE WILL PREP AND INSTALL FOR THE HARDWARE. AN APPROVED HARDWARE SCHEDULE MUST BE PROVIDED PRIOR TO FABRICATION. ANY DELAY IN RECEIVING AN APPROVED HARDWARE SCHEDULE WILL RESULT IN A DIRECT DELAY IN THE DOOR SHIPMENT.

2) ALL HARDWARE MUST BE RECEIVED PRIOR TO DOOR FABRICATION. PLEASE COORDINATE WITH GRAHAM HODGE FOR SHIPPING INFORMATION. PLEASE MARK ALL BOXES CLEARLY TO INCLUDE DOOR NUMBERS. ANY DELAY IN RECEIVING THE DOOR HARDWARE WILL RESULT IN A DIRECT DELAY IN THE DOOR SHIPMENT.

07.22.20	1ST REVISION	
08.31.20	2ND REVISION (ENGINEERING)	
09.03.20	3RD REVISION (CW)	
01.19.21	4TH REVISION (RA)	
	DESCRIPTION	DRAWING SUBMISSION
		DATE

02.17.21	5TH REVISION - RADIUS (RA)	
03.31.21	6TH REVISION - CONNECTOR (RA)	
04.12.21	7TH REVISION - CW2.19 (GFS)	
03.01.22	8TH REVISION - EXTEND HEAD AND NOTCH (PH)	
	DESCRIPTION	DRAWING SUBMISSION
		DATE

**PIEDMONT ATHENS REGIONAL  
MASTER FACILITY PROJECT  
ATHENS, GA 30606**



**JOB # 19-017**

DRAWN BY:	DATE:
RA	05.27.20
CHECKED BY:	DATE:
JO	05.27.20

CURTAINWALL / STOREFRONT WINDOW SYSTEM SCHEDULE					
WINDOW	PAGE #	FRAMING SYSTEM	DOOR(S)	GLAZING	QUANTITY
1	2.01	KAWNEER 1600 SYSTEM 1 - 2 1/2" X 7 1/2" ALUMINUM CURTAINWALL TO ACCEPT 1" GLASS	E1-015	GL3 T GL3 A GL3 MP1	1
2	2.02	KAWNEER 1600 SYSTEM 1 - 2 1/2" X 7 1/2" ALUMINUM CURTAINWALL TO ACCEPT 1" GLASS	NA	GL3 T GL3 MP1	2
2A	2.03	KAWNEER 1600 SYSTEM 1 - 2 1/2" X 7 1/2" ALUMINUM CURTAINWALL TO ACCEPT 1" GLASS	NA	GL3 T GL3 MP1	3
3	2.04	KAWNEER 1600 SYSTEM 1 - 2 1/2" X 7 1/2" ALUMINUM CURTAINWALL TO ACCEPT 1" GLASS	NA	GL3 T GL3 A GL3 MP1	1
4	2.05	KAWNEER 1600 SYSTEM 1 - 2 1/2" X 7 1/2" ALUMINUM CURTAINWALL TO ACCEPT 1" GLASS	E1-021	GL3 T GL3 MP1	1
CW1	2.06	KAWNEER 1600 SYSTEM 1 & 2 - 2 1/2" X 7 1/2" ALUMINUM CURTAINWALL TO ACCEPT 1" GLASS	NA	GL1 A GL1 GL2 A GL2 GL4 A GL4 GL5 A GL5 MP1 B	1
CW2	2.23	KAWNEER 1600 SYSTEM 1 - 2 1/2" X 7 1/2" ALUMINUM CURTAINWALL TO ACCEPT 1" GLASS	E1-205 E1-205-B	GL3 T GL3 A GL3	1
CW2.1	2.41	KAWNEER 1600 SYSTEM 1 - 2 1/2" X 7 1/2" ALUMINUM CURTAINWALL TO ACCEPT 1" GLASS	NA	GL3 T GL3 A GL3	1
CW2.2	2.44	KAWNEER 1600 SYSTEM 1 - 2 1/2" X 7 1/2" ALUMINUM CURTAINWALL TO ACCEPT 1" GLASS	E1-0001A	GL3 T GL3 A GL3	1
CW2.3	2.50	KAWNEER 1600 SYSTEM 1 - 2 1/2" X 7 1/2" ALUMINUM CURTAINWALL TO ACCEPT 1" GLASS	E1-034-A E1-034-B	GL3 T GL3 A GL3	1
CW2.4	2.51	KAWNEER 1600 SYSTEM 1 - 2 1/2" X 7 1/2" ALUMINUM CURTAINWALL TO ACCEPT 1" GLASS	NA	GL3 T GL3 A GL3	1
CW2.5	2.51	KAWNEER 1600 SYSTEM 1 - 2 1/2" X 7 1/2" ALUMINUM CURTAINWALL TO ACCEPT 1" GLASS	NA	GL3 T GL3 MP1	2
CW2.6	2.52	KAWNEER 1600 SYSTEM 1 - 2 1/2" X 7 1/2" ALUMINUM CURTAINWALL TO ACCEPT 1" GLASS	NA	GL2 A GL2	1
CW2.7	2.55	KAWNEER 1600 SYSTEM 1 - 2 1/2" X 7 1/2" ALUMINUM CURTAINWALL TO ACCEPT 1" GLASS	NA	GL6 A GL6	1
CW2.8	2.56	KAWNEER 1600 SYSTEM 1 - 2 1/2" X 7 1/2" ALUMINUM CURTAINWALL TO ACCEPT 1" GLASS	NA	GL6 A GL6	1
CW2.9	2.57	KAWNEER 1600 SYSTEM 1 - 2 1/2" X 7 1/2" ALUMINUM CURTAINWALL TO ACCEPT 1" GLASS	E1-036-B	GL6 A GL6	1
CW2.10	2.59	KAWNEER 1600 SYSTEM 1 - 2 1/2" X 7 1/2" ALUMINUM CURTAINWALL TO ACCEPT 1" GLASS	NA	GL3 T GL3 MP1	1
CW2.11	2.60	KAWNEER 1600 SYSTEM 1 - 2 1/2" X 7 1/2" ALUMINUM CURTAINWALL TO ACCEPT 1" GLASS	NA	GL3 T GL3 A GL3	1
CW2.12	2.61	KAWNEER 1600 SYSTEM 1 - 2 1/2" X 7 1/2" ALUMINUM CURTAINWALL TO ACCEPT 1" GLASS	E1-001-A E1-001-G	GL3 T GL3	1
CW2.13	2.62	KAWNEER 1600 SYSTEM 1 - 2 1/2" X 7 1/2" ALUMINUM CURTAINWALL TO ACCEPT 1" GLASS	E1-001-B E1-001-D	GL3 T GL3	1
CW2.14	2.63	KAWNEER 1600 SYSTEM 1 - 2 1/2" X 7 1/2" ALUMINUM CURTAINWALL TO ACCEPT 1" GLASS	E1-009-B	GL3 T GL3 A GL3	1
CW2.15	2.64	KAWNEER 1600 SYSTEM 1 - 2 1/2" X 7 1/2" ALUMINUM CURTAINWALL TO ACCEPT 1" GLASS	E2-061	GL6 A GL6	1
CW2.16	2.66	KAWNEER 1600 SYSTEM 1 - 2 1/2" X 7 1/2" ALUMINUM CURTAINWALL TO ACCEPT 1" GLASS	NA	GL2 A GL2	1
CW2.17	2.69	KAWNEER 1600 SYSTEM 1 - 2 1/2" X 7 1/2" ALUMINUM CURTAINWALL TO ACCEPT 1" GLASS	NA	GL3 A GL3	1
CW2.18	2.71	KAWNEER 1600 SYSTEM 1 - 2 1/2" X 7 1/2" ALUMINUM CURTAINWALL TO ACCEPT 1" GLASS	NA	GL2	3
CW2.18A	2.71	KAWNEER 1600 SYSTEM 1 - 2 1/2" X 7 1/2" ALUMINUM CURTAINWALL TO ACCEPT 1" GLASS	NA	GL2	1
CW2.19	2.71A	KAWNEER 1600 SYSTEM 1 - 2 1/2" X 7 1/2" ALUMINUM CURTAINWALL TO ACCEPT 1" GLASS	NA	GL3 T GL3	2
CW2A	2.72	KAWNEER 1600 SYSTEM 1 - 2 1/2" X 10 1/2" ALUMINUM CURTAINWALL TO ACCEPT 1" GLASS	NA	GL3 T GL3	1
CW2A.1	2.73	KAWNEER 1600 SYSTEM 1 - 2 1/2" X 10 1/2" ALUMINUM CURTAINWALL TO ACCEPT 1" GLASS	NA	GL3 T GL3	1
CW2A.2	2.74	KAWNEER 1600 SYSTEM 1 - 2 1/2" X 10 1/2" ALUMINUM CURTAINWALL TO ACCEPT 1" GLASS	E1-044	GL3 T GL3	1
CW2A.3	2.75	KAWNEER 1600 SYSTEM 1 - 2 1/2" X 10 1/2" ALUMINUM CURTAINWALL TO ACCEPT 1" GLASS	NA	GL3 T GL3	1
CW2A.4	2.76	KAWNEER 1600 SYSTEM 1 - 2 1/2" X 10 1/2" ALUMINUM CURTAINWALL TO ACCEPT 1" GLASS	NA	GL3 T GL3	1
CW2A.5	2.77	KAWNEER 1600 SYSTEM 1 - 2 1/2" X 7 1/2" ALUMINUM CURTAINWALL TO ACCEPT 1" GLASS	E1-002	GL3 T GL3 A GL3 MP1 B	1
E1	2.79	KAWNEER 1600 SYSTEM 1 & 5 - 2 1/2" X 7 1/2" ALUMINUM CURTAINWALL TO ACCEPT 1" GLASS	NA	GL2 MP1 B	31
E2	2.79	KAWNEER 1600 SYSTEM 1 & 5 - 2 1/2" X 7 1/2" ALUMINUM CURTAINWALL TO ACCEPT 1" GLASS	NA	GL2 MP1 B	25
E3	2.80	KAWNEER 1600 SYSTEM 1 & 5 - 2 1/2" X 7 1/2" ALUMINUM CURTAINWALL TO ACCEPT 1" GLASS	NA	GL2 MP1 B	2
E4	2.80	KAWNEER 1600 SYSTEM 1 & 5 - 2 1/2" X 7 1/2" ALUMINUM CURTAINWALL TO ACCEPT 1" GLASS	NA	GL2 MP1 B	2
E5	2.81	KAWNEER 1600 SYSTEM 2 - 2 1/2" X 7 1/2" ALUMINUM CURTAINWALL TO ACCEPT 1" GLASS	NA	GL1	21
E6	2.81	KAWNEER 1600 SYSTEM 2 - 2 1/2" X 7 1/2" ALUMINUM CURTAINWALL TO ACCEPT 1" GLASS	NA	GL1	2
E7	2.81	KAWNEER 1600 SYSTEM 2 - 2 1/2" X 7 1/2" ALUMINUM CURTAINWALL TO ACCEPT 1" GLASS	NA	GL1	3
E8	2.81	KAWNEER 1600 SYSTEM 1 & 5 - 2 1/2" X 7 1/2" ALUMINUM CURTAINWALL TO ACCEPT 1" GLASS	NA	GL3	3
E9	2.82	KAWNEER 1600 SYSTEM 1 & 5 - 2 1/2" X 7 1/2" ALUMINUM CURTAINWALL TO ACCEPT 1" GLASS	NA	GL3 A GL3	2
E10	2.82	KAWNEER 1600 SYSTEM 1 & 5 - 2 1/2" X 7 1/2" ALUMINUM CURTAINWALL TO ACCEPT 1" GLASS	NA	GL3	5

FINISH:  
PAINTED SUNSTORM PEWTER

REFER TO APPROVED GLAZING PD SUBMITTAL

### GLASS SCHEDULE

SYMBOL	DESCRIPTION (SEE SUBMITTALS)
GL1	1" INSULATED VISION GLASS - 1/4" CLEAR HEAT STRENGTHENED W/ GUARDIAN AG50 (#2) - 1/2" AIR SPACE W/ BLACK COLORED SPACER - 1/4" CLEAR HEAT STRENGTHENED
GL1 T	1" INSULATED VISION GLASS - 1/4" CLEAR TEMPERED W/ GUARDIAN AG50 (#2) - 1/2" AIR SPACE W/ BLACK COLORED SPACER - 1/4" CLEAR TEMPERED
GL1 A	1" INSULATED SPANDREL GLASS - 1/4" CLEAR HEAT STRENGTHENED W/ GUARDIAN AG50 (#2) - 1/2" AIR SPACE W/ BLACK COLORED SPACER - 1/4" CLEAR HEAT STRENGTHENED W/ CERAMIC FRIT (MEDIUM GRAY) (#4)
GL2	1" INSULATED VISION GLASS - 1/4" CRYSTAL GRAY HEAT STRENGTHENED W/ GUARDIAN AG50 (#2) - 1/2" AIR SPACE W/ BLACK COLORED SPACER - 1/4" CLEAR HEAT STRENGTHENED
GL2 T	1" INSULATED VISION GLASS - 1/4" CRYSTAL GRAY TEMPERED W/ GUARDIAN AG50 (#2) - 1/2" AIR SPACE W/ BLACK COLORED SPACER - 1/4" CLEAR TEMPERED
GL2 A	1" INSULATED SPANDREL GLASS - 1/4" CRYSTAL GRAY STRENGTHENED W/ GUARDIAN AG50 (#2) - 1/2" AIR SPACE W/ BLACK COLORED SPACER - 1/4" CLEAR HEAT STRENGTHENED W/ CERAMIC FRIT (MEDIUM GRAY) (#4)
GL3	1" INSULATED VISION GLASS - 1/4" CLEAR HEAT STRENGTHENED W/ GUARDIAN SN68 (#2) - 1/2" AIR SPACE W/ BLACK COLORED SPACER - 1/4" CLEAR HEAT STRENGTHENED
GL3 T	1" INSULATED VISION GLASS - 1/4" CLEAR TEMPERED W/ GUARDIAN SN68 (#2) - 1/2" AIR SPACE W/ BLACK COLORED SPACER - 1/4" CLEAR TEMPERED
GL3 A	1" INSULATED SPANDREL GLASS - 1/4" CLEAR HEAT STRENGTHENED W/ GUARDIAN SN68 (#2) - 1/2" AIR SPACE W/ BLACK COLORED SPACER - 1/4" CLEAR HEAT STRENGTHENED W/ CERAMIC FRIT (MEDIUM GRAY) (#4)
GL4	1" INSULATED VISION GLASS - 1/4" CLEAR HEAT STRENGTHENED W/ GUARDIAN AG50 (#2) - 1/2" AIR SPACE W/ BLACK COLORED SPACER - 1/4" CLEAR HEAT STRENGTHENED W/ CERAMIC FRIT SILKSCREEN 50% COVERAGE ON RIGHT HALF OF GLASS WIDTH ONLY WARM GRAY (#3)
GL4 T	1" INSULATED VISION GLASS - 1/4" CLEAR HEAT TEMPERED W/ GUARDIAN AG50 (#2) - 1/2" AIR SPACE W/ BLACK COLORED SPACER - 1/4" CLEAR HEAT TEMPERED W/ CERAMIC FRIT SILKSCREEN 50% COVERAGE ON RIGHT HALF OF GLASS WIDTH ONLY WARM GRAY (#3)
GL4 A	1" INSULATED VISION GLASS - 1/4" CLEAR HEAT STRENGTHENED W/ GUARDIAN AG50 (#2) - 1/2" AIR SPACE W/ BLACK COLORED SPACER - 1/4" CLEAR HEAT STRENGTHENED W/ CERAMIC FRIT SILKSCREEN 50% COVERAGE ON RIGHT HALF OF GLASS WIDTH ONLY WARM GRAY (#3) & OPACICOAT (#4)

### GLASS SCHEDULE

SYMBOL	DESCRIPTION (SEE SUBMITTALS)
GL5	1" INSULATED VISION GLASS - 1/4" CLEAR HEAT STRENGTHENED W/ GUARDIAN AG50 (#2) - 1/2" AIR SPACE W/ BLACK COLORED SPACER - 1/4" CLEAR HEAT STRENGTHENED W/ CERAMIC FRIT SILKSCREEN 50% COVERAGE ON LEFT HALF OF GLASS WIDTH ONLY WARM GRAY (#3)
GL5 T	1" INSULATED VISION GLASS - 1/4" CLEAR HEAT TEMPERED W/ GUARDIAN AG50 (#2) - 1/2" AIR SPACE W/ BLACK COLORED SPACER - 1/4" CLEAR HEAT TEMPERED W/ CERAMIC FRIT SILKSCREEN 50% COVERAGE ON LEFT HALF OF GLASS WIDTH ONLY WARM GRAY (#3)
GL5 A	1" INSULATED VISION GLASS - 1/4" CLEAR HEAT STRENGTHENED W/ GUARDIAN AG50 (#2) - 1/2" AIR SPACE W/ BLACK COLORED SPACER - 1/4" CLEAR HEAT STRENGTHENED W/ CERAMIC FRIT SILKSCREEN 50% COVERAGE ON LEFT HALF OF GLASS WIDTH ONLY WARM GRAY (#3) & OPACICOAT (#4)
GL6	1" INSULATED VISION GLASS - 1/4" CLEAR HEAT STRENGTHENED W/ GUARDIAN AG43 (#2) - 1/2" AIR SPACE W/ BLACK COLORED SPACER - 1/4" CLEAR HEAT STRENGTHENED
GL6 T	1" INSULATED VISION GLASS - 1/4" CLEAR TEMPERED W/ GUARDIAN AG43 (#2) - 1/2" AIR SPACE W/ BLACK COLORED SPACER - 1/4" CLEAR TEMPERED
GL6 A	1" INSULATED SPANDREL GLASS - 1/4" CLEAR HEAT STRENGTHENED W/ GUARDIAN AG43 (#2) - 1/2" AIR SPACE W/ BLACK COLORED SPACER - 1/4" CLEAR HEAT STRENGTHENED W/ CERAMIC FRIT (MEDIUM GRAY) (#4)
MP1	1" METAL PANEL - PAINTED BONE WHITE UC43350
MP1 B	1" METAL PANEL - PAINTED SUNSTORM PEWTER UC110227F

NOTE: ALL "MP1" WILL NOW BE "MP1B"

07.22.20	1ST REVISION	02.17.21	5TH REVISION - RADIUS (RA)	NO	DATE
08.31.20	2ND REVISION (ENGINEERING)	03.31.21	6TH REVISION - CONNECTOR (RA)	NO	DATE
09.03.20	3RD REVISION (CIV)	04.12.21	7TH REVISION - CW2.19 (GFS)	NO	DATE
01.19.21	4TH REVISION (RA)	03.31.22	8TH REVISION - EXTEND HEAD AND NOTCH (PH)	NO	DATE
			DESCRIPTION		
			DRAWING SUBMISSION		

**PIEDMONT ATHENS REGIONAL MASTER FACILITY PROJECT**  
ATHENS, GA 30606

**GRAHAM-HODGE ASSOCIATES INC.**

JOB # 19-017

DRAWN BY: RA DATE: 05.27.20  
CHECKED BY: JO DATE: 05.27.20

**.03**





**ARCH / G.C. NOTE:**

FLOOR PLANS ARE PROVIDED FOR OPENING TYPE LOCATION ONLY. REFER TO SPECIFIC MARK ELEVATIONS FOR SIZE REFERENCE DIMENSIONING, MULLION SPACING, ETC.

**FIRST FLOOR PLAN E2**  
 NTS ARCH. REF.: A2.1.2.E2

07.22.20	1ST REVISION	
08.31.20	2ND REVISION (ENGINEERING)	
09.03.20	3RD REVISION (CW)	
01.19.21	4TH REVISION (RA)	

02.17.21	5TH REVISION - RADIUS (RA)	
03.31.21	6TH REVISION - CONNECTOR (RA)	
04.12.21	7TH REVISION - CW2.19 (GF)	
03.01.22	8TH REVISION - EXTEND HEAD AND NOTCH (GH)	

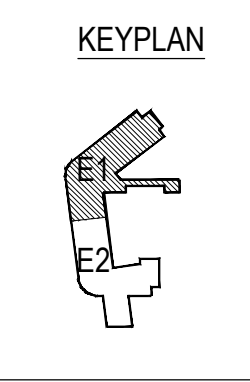
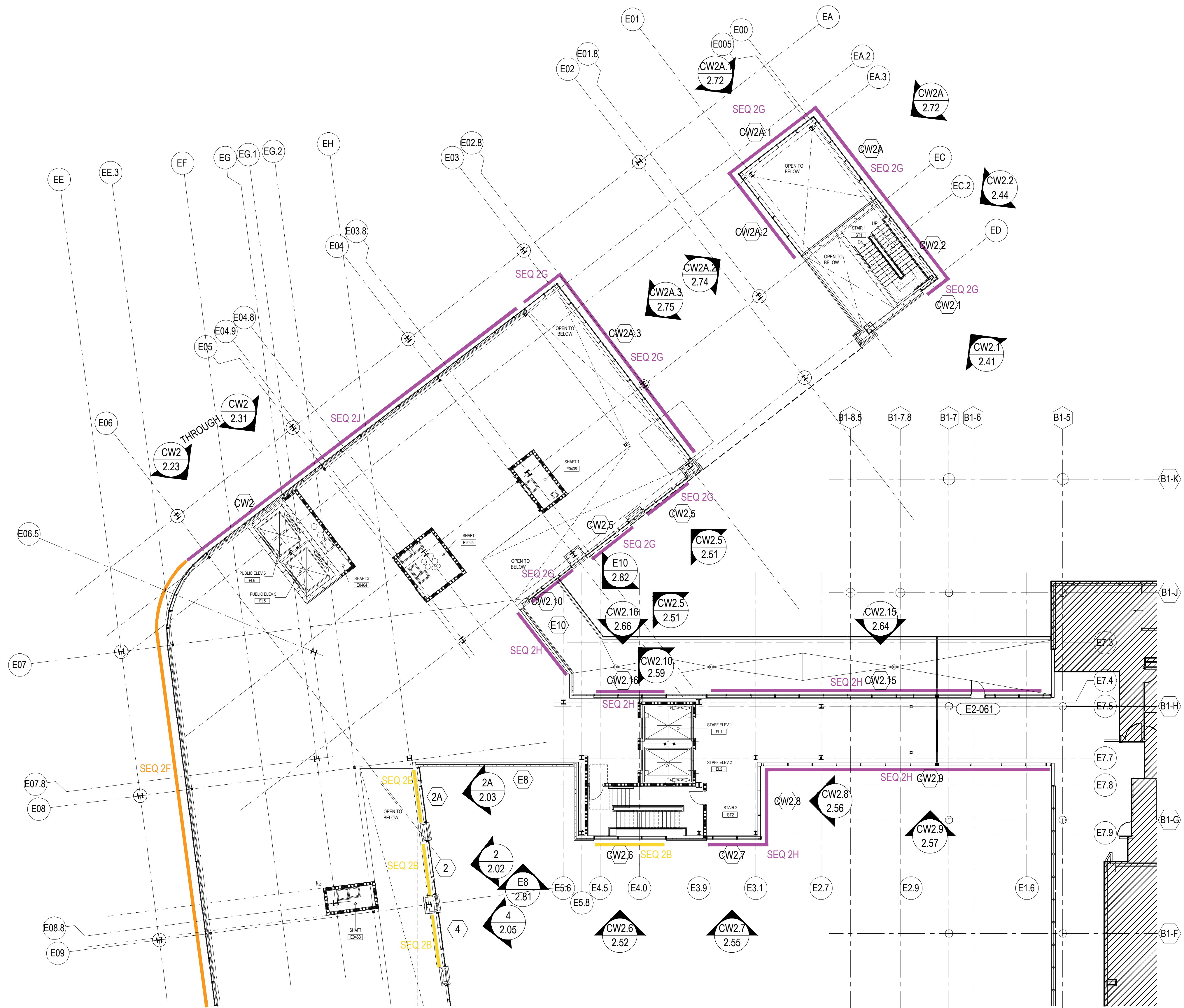
NO	DESCRIPTION	DATE
	DRAWING SUBMISSION	
	DRAWING SUBMISSION	

**PIEDMONT ATHENS REGIONAL  
 MASTER FACILITY PROJECT  
 ATHENS, GA 30606**

**GRAHAM-HODGE  
 ASSOCIATES INC.**

**JOB # 19-017**

DRAWN BY:	DATE:
RA	05.27.20
CHECKED BY:	DATE:
JO	05.27.20



**ARCH / G.C. NOTE:**

FLOOR PLANS ARE PROVIDED FOR OPENING TYPE LOCATION ONLY. REFER TO SPECIFIC MARK  
 ELEVATIONS FOR SIZE REFERENCE DIMENSIONING, MULLION SPACING, ETC.

**SECOND FLOOR PLAN E1**  
 NTS ARCH. REF.: A2.2.2.E1

07.22.20	1ST REVISION	
08.31.20	2ND REVISION (ENGINEERING)	
09.03.20	3RD REVISION (CW)	
01.19.21	4TH REVISION (RA)	
DATE	DESCRIPTION	DRAWING SUBMISSION

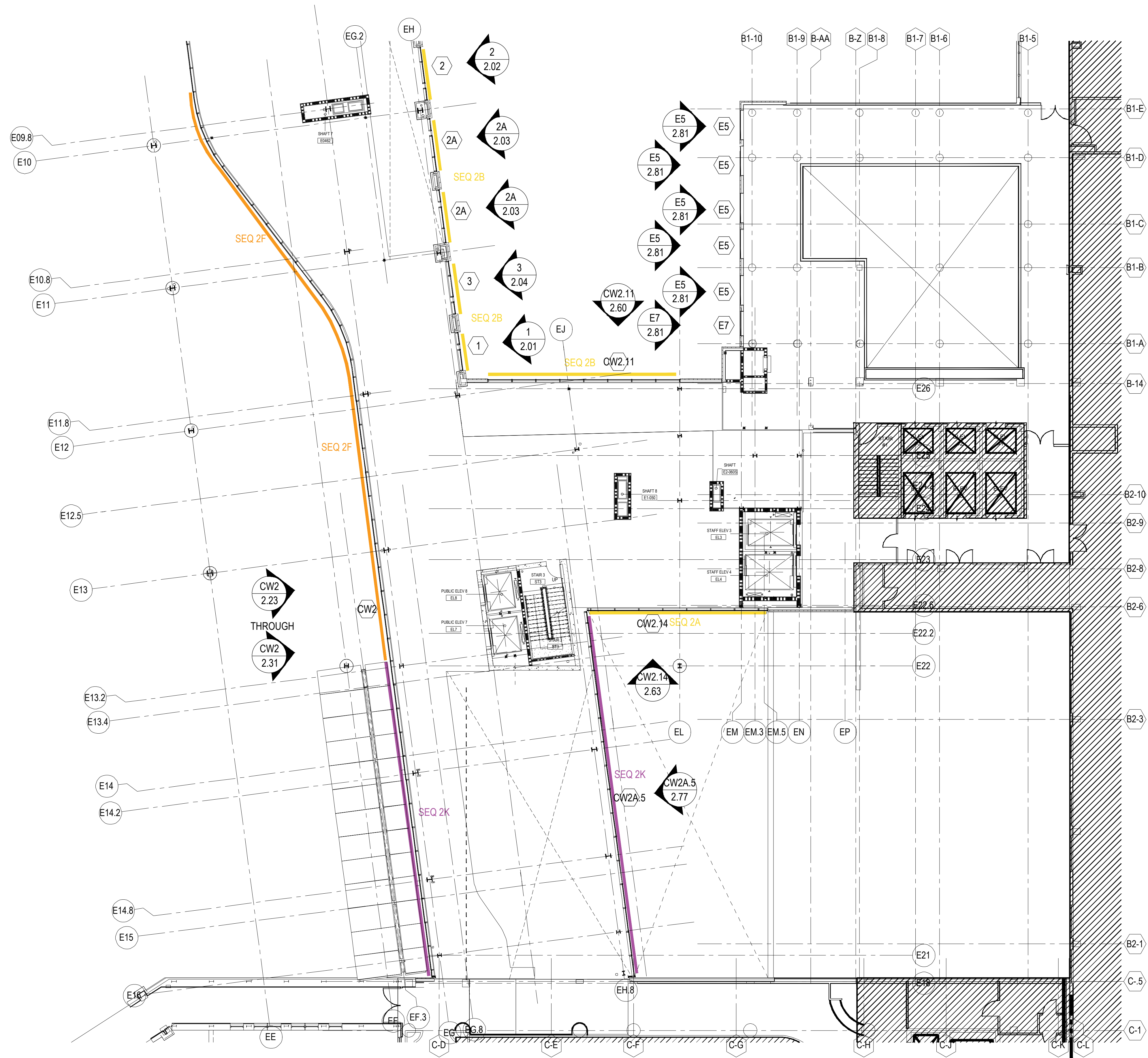
02.17.21	5TH REVISION - RADIUS (RA)	
03.31.21	6TH REVISION - CONNECTOR (RA)	
04.12.21	7TH REVISION - CW2.19 (GFS)	
03.01.22	8TH REVISION - EXTEND HEAD AND NOTCH (PH)	
DATE	DESCRIPTION	DRAWING SUBMISSION
	NO	

**PIEDMONT ATHENS REGIONAL  
 MASTER FACILITY PROJECT  
 ATHENS, GA 30606**



**JOB # 19-017**

DRAWN BY:	DATE:
RA	05.27.20
CHECKED BY:	DATE:
JO	05.27.20




**ARCH / G.C. NOTE:**

FLOOR PLANS ARE PROVIDED FOR OPENING TYPE LOCATION ONLY. REFER TO SPECIFIC MARK ELEVATIONS FOR SIZE REFERENCE DIMENSIONING, MULLION SPACING, ETC.


**SECOND FLOOR PLAN E2**

NTS ARCH. REF.: A2.2.2.E2



NO	DESCRIPTION	DATE	DATE
1	5TH REVISION - RADIUS (RA)	02.17.21	07.22.20
2	6TH REVISION - CONNECTOR (RA)	03.31.21	08.31.20
3	7TH REVISION - CW2.19 (GFS)	04.12.21	09.03.20
4	8TH REVISION - EXTEND HEAD AND NOTCH (GH)	03.01.22	01.19.21

**PIEDMONT ATHENS REGIONAL  
MASTER FACILITY PROJECT  
ATHENS, GA 30606**



JOB # 19-017

DRAWN BY:	DATE:
RA	05.27.20
CHECKED BY:	DATE:
JO	05.27.20

**1.04**

1ST REVISION  
2ND REVISION (ENGINEERING)  
3RD REVISION (CW)  
4TH REVISION (RA)

5TH REVISION - RADIUS (RA)  
6TH REVISION - CONNECTOR (RA)  
7TH REVISION - CW2.19 (GFS)  
8TH REVISION - EXTEND HEAD AND NOTCH (GH)

NO

DESCRIPTION

DATE

DATE

DATE

DATE

DATE

DATE

DATE

DATE

DATE

DATE

DATE

DATE

DATE

DATE

DATE

DATE

DATE

DATE

DATE

DATE

DATE

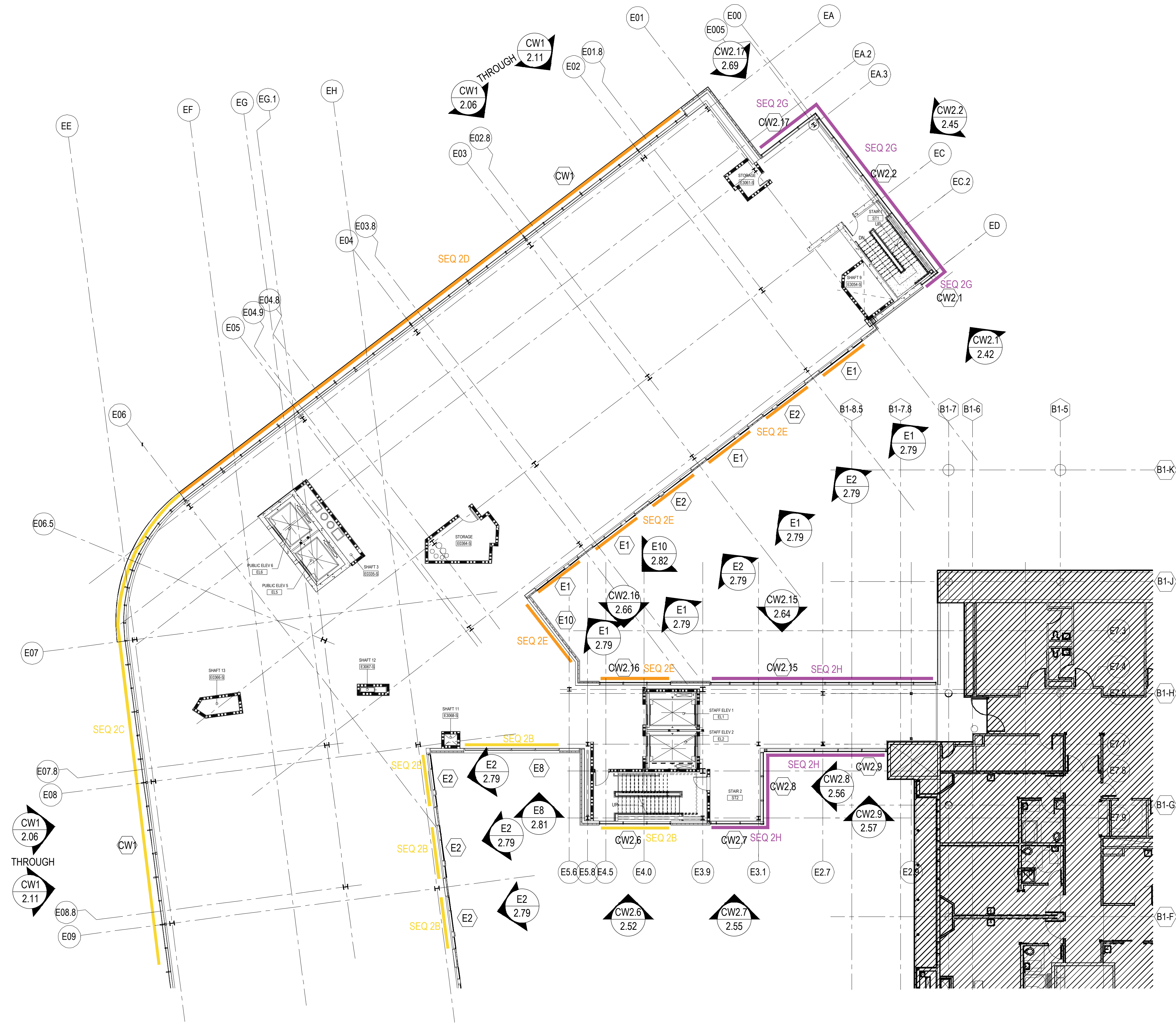
DATE

DATE

DATE

DATE


DATE



**ARCH / G.C. NOTE:**


FLOOR PLANS ARE PROVIDED FOR OPENING TYPE LOCATION ONLY. REFER TO SPECIFIC MARK ELEVATIONS FOR SIZE REFERENCE DIMENSIONING, MULLION SPACING, ETC.

**THIRD FLOOR PLAN E1**  
 NTS ARCH. REF.: A2.3.2.E1



NO	DESCRIPTION	DATE	DRAWING SUBMISSION
1	5TH REVISION - RADIUS (RA)	02.17.21	NO
2	6TH REVISION - CONNECTOR (RA)	03.31.21	NO
3	7TH REVISION - CW2.19 (GFS)	04.12.21	NO
4	8TH REVISION - EXTEND HEAD AND NOTCH (GH)	03.01.22	NO
5	1ST REVISION	07.22.20	NO
6	2ND REVISION (ENGINEERING)	08.31.20	NO
7	3RD REVISION (CW)	09.03.20	NO
8	4TH REVISION (RA)	01.19.21	NO

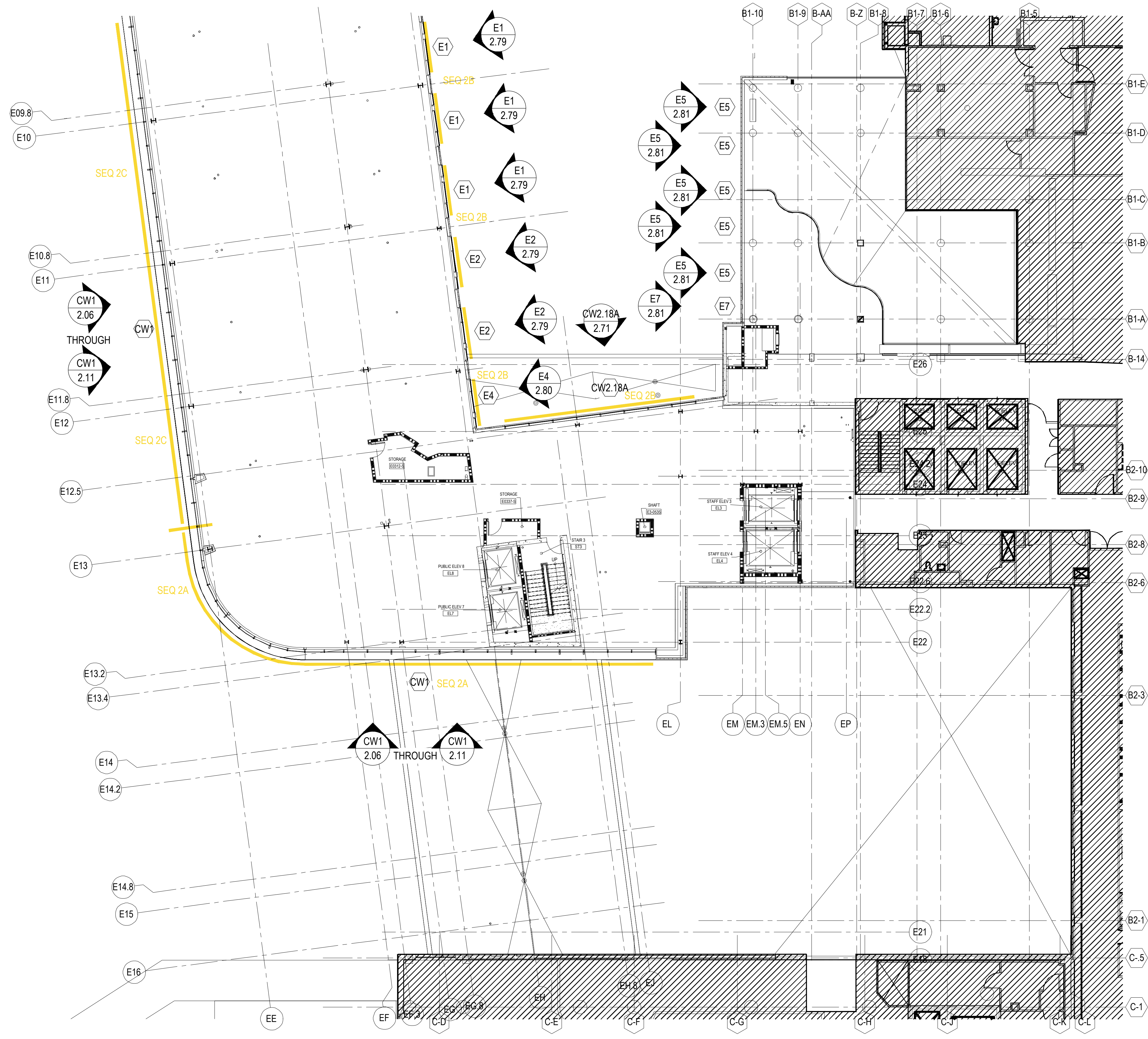
**PIEDMONT ATHENS REGIONAL  
 MASTER FACILITY PROJECT  
 ATHENS, GA 30606**



JOB # 19-017

DRAWN BY:	DATE:
RA	05.27.20
CHECKED BY:	DATE:
JO	05.27.20






**ARCH / G.C. NOTE:**

FLOOR PLANS ARE PROVIDED FOR OPENING TYPE LOCATION ONLY. REFER TO SPECIFIC MARK ELEVATIONS FOR SIZE REFERENCE DIMENSIONING, MULLION SPACING, ETC.

**THIRD FLOOR PLAN E2**  
 NTS ARCH. REF.: A2.3.2.E2



1ST REVISION		07.22.20	DATE
△	2ND REVISION (ENGINEERING)	08.31.20	DATE
△	3RD REVISION (CW)	09.03.20	DATE
△	4TH REVISION (RA)	01.19.21	DATE
DRAWING SUBMISSION			
5TH REVISION - RADIUS (RA)		02.17.21	DATE
△	6TH REVISION - CONNECTOR (RA)	03.31.21	DATE
△	7TH REVISION - CW2.19 (GFS)	04.12.21	DATE
△	8TH REVISION - EXTEND HEAD AND NOTCH (GH)	03.01.22	DATE
NO	DESCRIPTION		
DRAWING SUBMISSION			

**PIEDMONT ATHENS REGIONAL  
 MASTER FACILITY PROJECT  
 ATHENS, GA 30606**

**GRAHAM-HODGE  
 ASSOCIATES INC.**

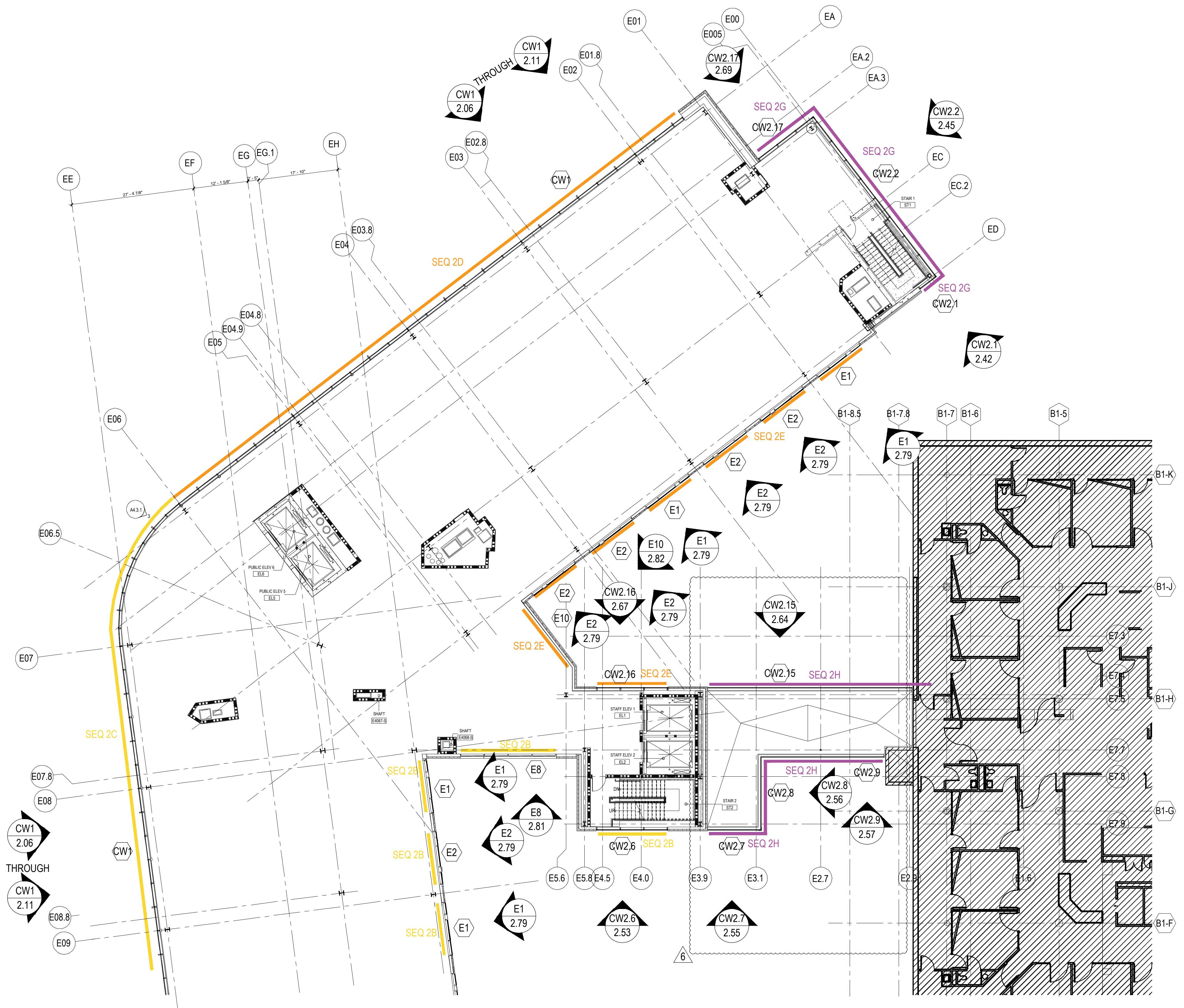
**JOB # 19-017**

DRAWN BY:	DATE:
RA	05.27.20
CHECKED BY:	DATE:
JO	05.27.20

**1.06**

**ARCH / G.C. NOTE:**


FLOOR PLANS ARE PROVIDED FOR OPENING TYPE LOCATION ONLY. REFER TO SPECIFIC MARK ELEVATIONS FOR SIZE REFERENCE DIMENSIONING, MULLION SPACING, ETC.



**FOURTH FLOOR PLAN E1**  
 NTS ARCH. REF.: A2.4.2.E1

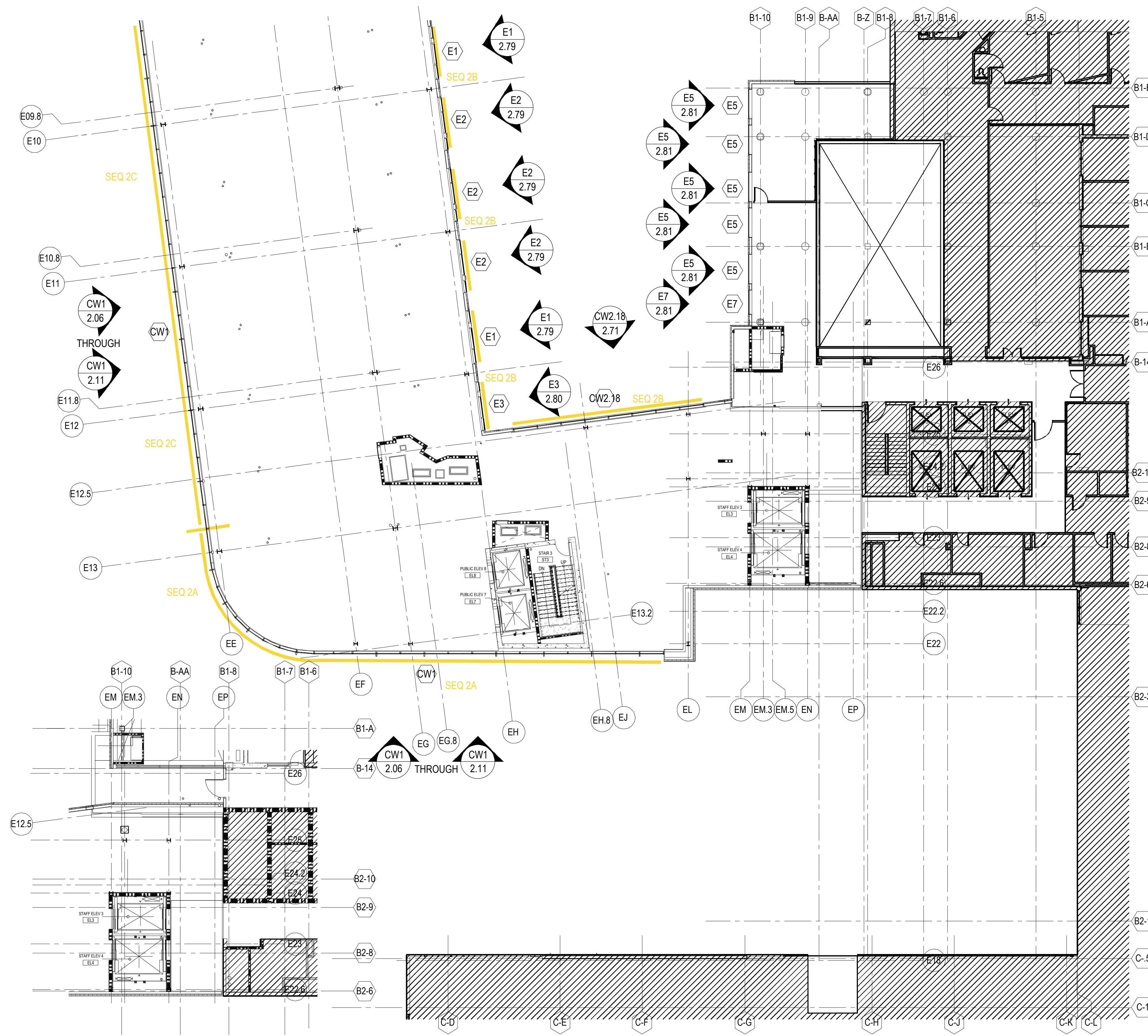
NO	DESCRIPTION	DATE	DRAWING SUBMISSION
1	5TH REVISION - RADIUS (RA)	02.17.21	DRAWING SUBMISSION
2	6TH REVISION - CONNECTOR (RA)	03.31.21	DRAWING SUBMISSION
3	7TH REVISION - CW2.19 (GFS)	04.12.21	DRAWING SUBMISSION
4	8TH REVISION - EXTEND HEAD AND NOTCH (GH)	03.01.22	DRAWING SUBMISSION

**PIEDMONT ATHENS REGIONAL  
 MASTER FACILITY PROJECT  
 ATHENS, GA 30606**



**JOB # 19-017**

DRAWN BY:	DATE:
RA	05.27.20
CHECKED BY:	DATE:
JO	05.27.20

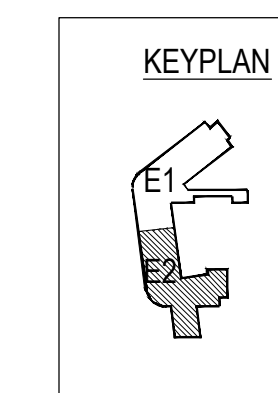


**ARCH / G.C. NOTE:**

FLOOR PLANS ARE PROVIDED FOR OPENING TYPE LOCATION ONLY. REFER TO SPECIFIC MARK ELEVATIONS FOR SIZE REFERENCE DIMENSIONING, MULLION SPACING, ETC.

**FOURTH FLOOR PLAN E2**

NTS ARCH. REF.: A2.4.2.E2



NO	DESCRIPTION	DATE	DATE
NO	DESCRIPTION	DATE	DATE
5TH REVISION - RADIUS (RA)	02.17.21		
6TH REVISION - CONNECTOR (RA)	03.31.21		
7TH REVISION - CW2.18 (GFS)	04.12.21		
8TH REVISION - EXTEND HEAD AND NOTCH (PH)	03.01.22		
1ST REVISION	07.22.20		
2ND REVISION (ENGINEERING)	08.31.20		
3RD REVISION (CW)	09.03.20		
4TH REVISION (RA)	01.19.21		

**PIEDMONT ATHENS REGIONAL  
MASTER FACILITY PROJECT  
ATHENS, GA 30606**

**GRAHAM-HODGE  
ASSOCIATES INC.**

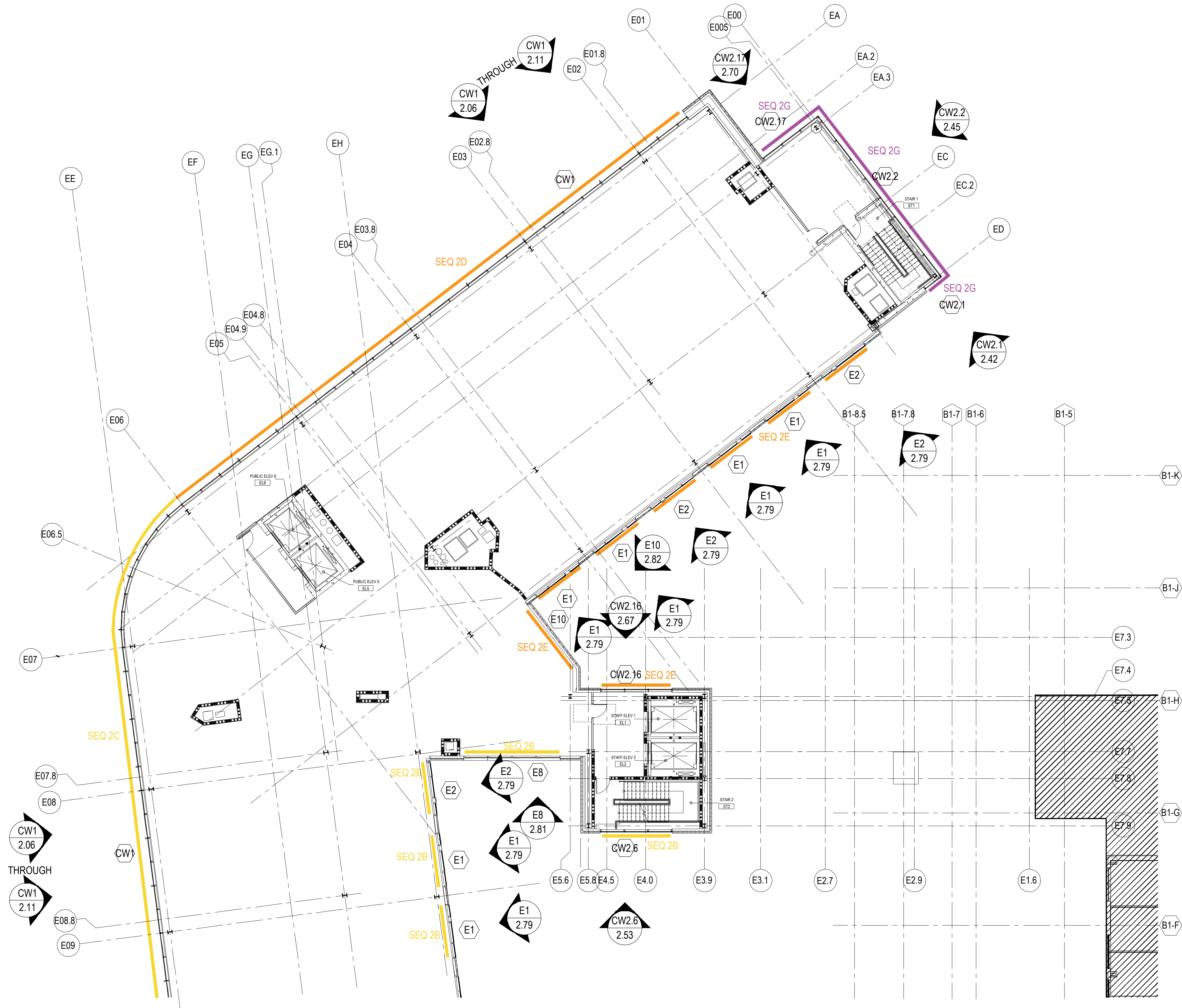
**JOB # 19-017**

DRAWN BY:	DATE:
RA	05.27.20
CHECKED BY:	DATE:
JO	05.27.20

**1.08**

**ARCH / G.C. NOTE:**

FLOOR PLANS ARE PROVIDED FOR OPENING TYPE LOCATION ONLY. REFER TO SPECIFIC MARK ELEVATIONS FOR SIZE REFERENCE DIMENSIONING, MULLION SPACING, ETC.




**FIFTH FLOOR PLAN E1**

NTS ARCH. REF.: A2.5.2.E1

NO	DESCRIPTION	DATE	DATE
1	5TH REVISION - RADIUS (RA)	02.17.21	07.22.20
2	6TH REVISION - CONNECTOR (RA)	03.31.21	08.31.20
3	7TH REVISION - CW2.19 (GFS)	04.12.21	09.03.20
4	8TH REVISION - EXTEND HEAD AND NOTCH (GH)	03.01.22	01.19.21

**PIEDMONT ATHENS REGIONAL  
MASTER FACILITY PROJECT  
ATHENS, GA 30606**



**JOB # 19-017**

DRAWN BY:	DATE:
RA	05.27.20
CHECKED BY:	DATE:
JO	05.27.20

DRAWING: SUBMISSION

DRAWING: SUBMISSION

NO

DESCRIPTION

DATE

DATE

DATE

DATE

DATE

DATE

DATE

DATE

DATE

DATE

DATE

DATE

DATE

DATE

DATE

DATE

DATE

DATE

DATE

DATE

DATE

DATE

DATE

DATE

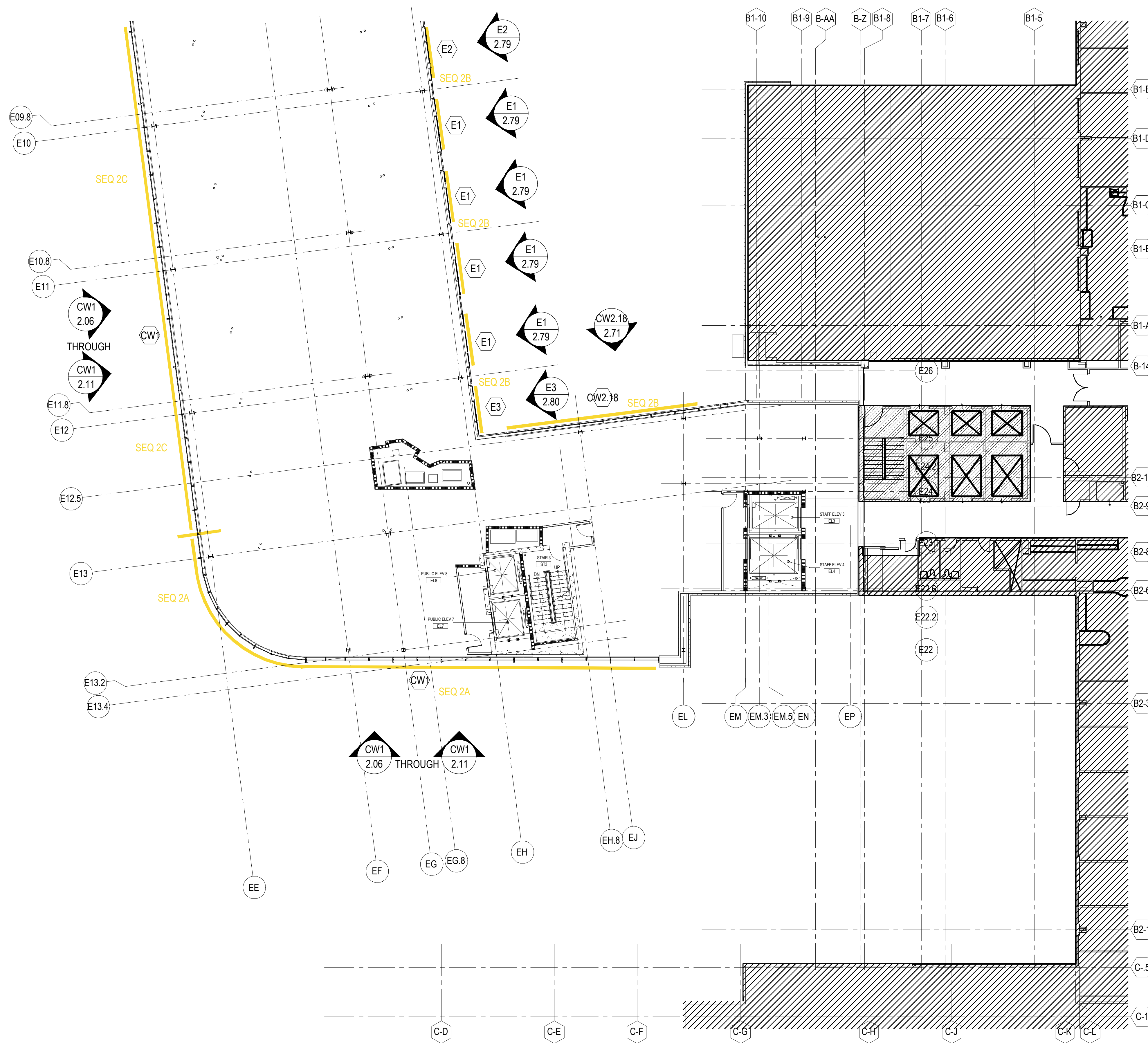
DATE

DATE

DATE

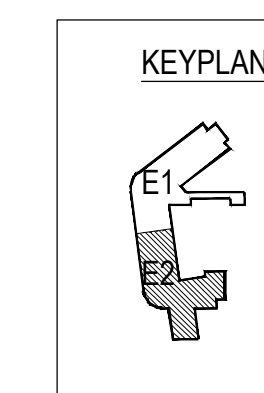
**ARCH / G.C. NOTE:**

FLOOR PLANS ARE PROVIDED FOR OPENING TYPE LOCATION ONLY. REFER TO SPECIFIC MARK  
ELEVATIONS FOR SIZE REFERENCE DIMENSIONING, MULLION SPACING, ETC.



**FIFTH FLOOR PLAN E2**

NTS ARCH. REF.: A2.5.2.E2



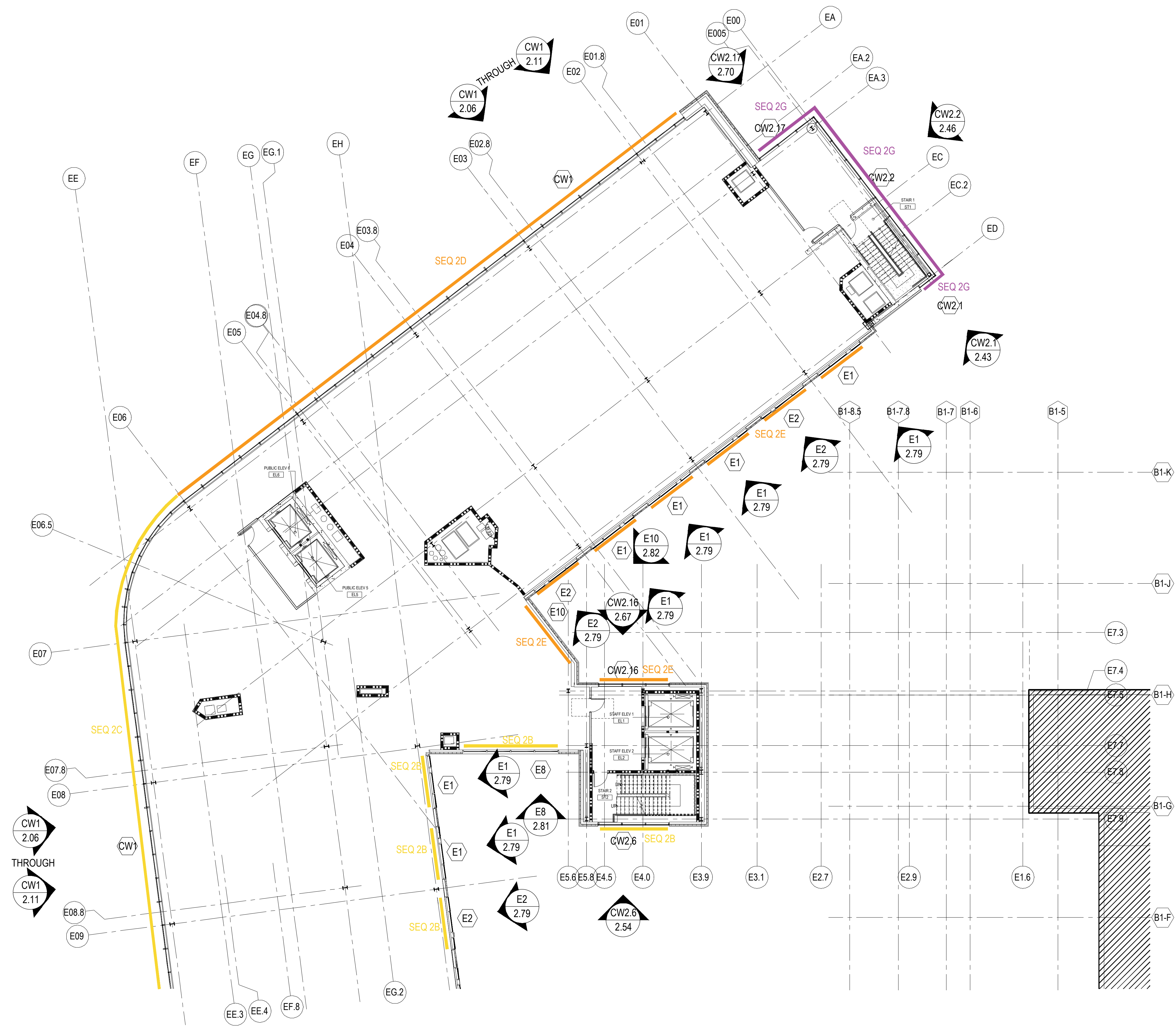
07.22.20		1ST REVISION	02.17.21	5TH REVISION - RADIUS (RA)	02.17.21	NO	DESCRIPTION	DATE	DRAWING SUBMISSION
08.31.20		2ND REVISION (ENGINEERING)	03.31.21	6TH REVISION - CONNECTOR (RA)	03.31.21	NO	DESCRIPTION	DATE	DRAWING SUBMISSION
09.03.20		3RD REVISION (CW)	04.12.21	7TH REVISION - CW2.19 (GFS)	04.12.21	NO	DESCRIPTION	DATE	DRAWING SUBMISSION
01.19.21		4TH REVISION (RA)	03.01.22	8TH REVISION - EXTEND HEAD AND NOTCH (PH)	03.01.22	NO	DESCRIPTION	DATE	DRAWING SUBMISSION

**PIEDMONT ATHENS REGIONAL  
MASTER FACILITY PROJECT  
ATHENS, GA 30606**



JOB # 19-017

DRAWN BY:	DATE:
RA	05.27.20
CHECKED BY:	DATE:
JO	05.27.20



**ARCH / G.C. NOTE:**

FLOOR PLANS ARE PROVIDED FOR OPENING TYPE LOCATION ONLY. REFER TO SPECIFIC MARK ELEVATIONS FOR SIZE REFERENCE DIMENSIONING, MULLION SPACING, ETC.

**SIXTH FLOOR PLAN E1**  
 NTS ARCH. REF.: A2.6.2.E1

NO	DESCRIPTION	DATE	DATE
1	5TH REVISION - RADIUS (RA)	02.17.21	07.22.20
2	6TH REVISION - CONNECTOR (RA)	03.31.21	08.31.20
3	7TH REVISION - CW2.19 (GFS)	04.12.21	09.03.20
4	8TH REVISION - EXTEND HEAD AND NOTCH (PH)	03.01.22	01.19.21
	1ST REVISION		
	2ND REVISION (ENGINEERING)		
	3RD REVISION (CW)		
	4TH REVISION (RA)		

**PIEDMONT ATHENS REGIONAL  
 MASTER FACILITY PROJECT  
 ATHENS, GA 30606**

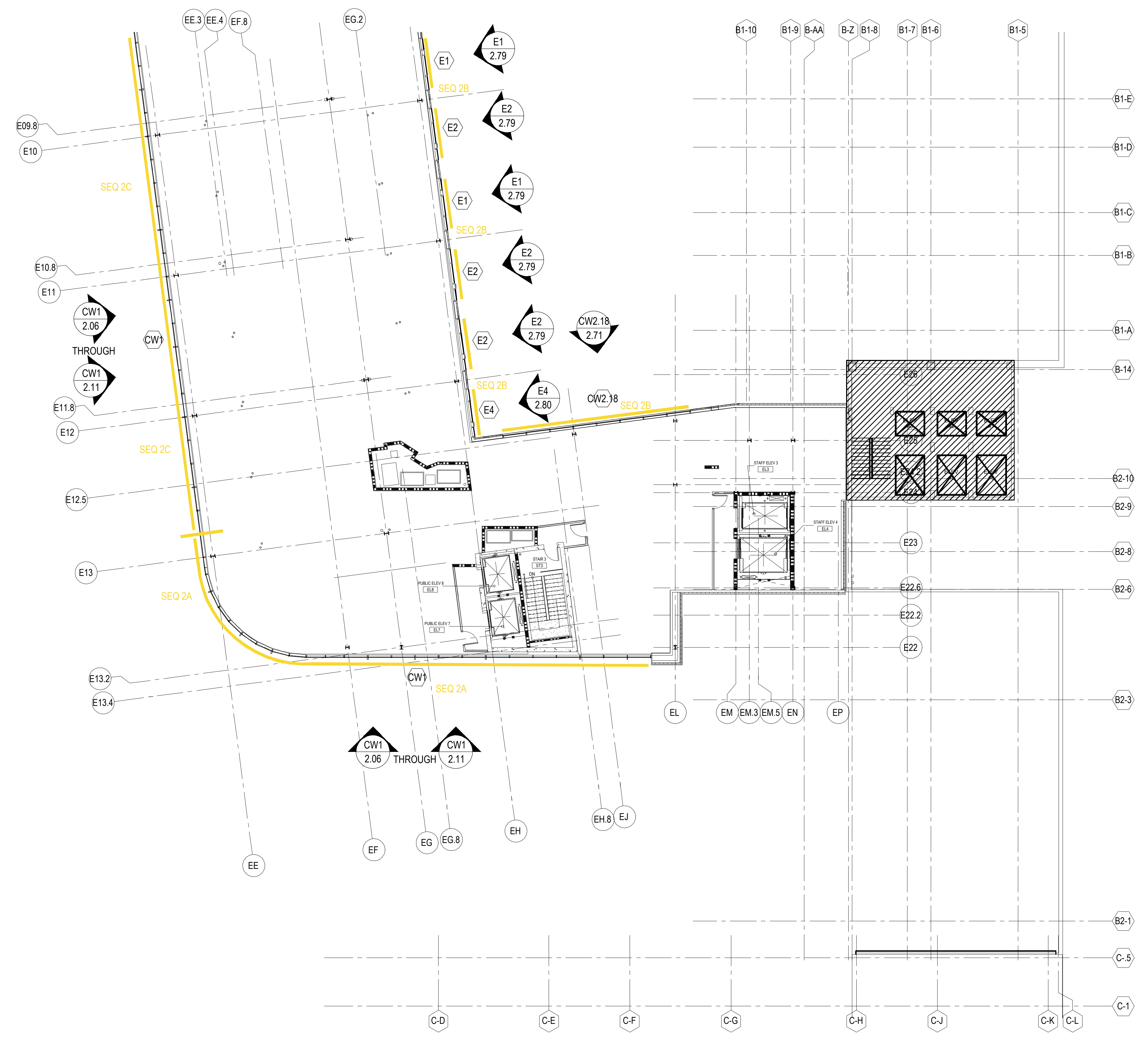
**GRAHAM-HODGE  
 ASSOCIATES INC.**

JOB # 19-017


DRAWN BY:	DATE:
RA	05.27.20
CHECKED BY:	DATE:
JO	05.27.20

**ARCH / G.C. NOTE:**

FLOOR PLANS ARE PROVIDED FOR OPENING TYPE LOCATION ONLY. REFER TO SPECIFIC MARK ELEVATIONS FOR SIZE REFERENCE DIMENSIONING, MULLION SPACING, ETC.



**SIXTH FLOOR PLAN E2**  
NTS ARCH. REF.: A2.6.2.E2



NO	DESCRIPTION	DATE	DATE
NO	5TH REVISION - RADIUS (RA)	02.17.21	07.22.20
△	6TH REVISION - CONNECTOR (RA)	03.31.21	08.31.20
△	7TH REVISION - CW2.19 (GFS)	04.12.21	09.03.20
△	8TH REVISION - EXTEND HEAD AND NOTCH (GH)	03.01.22	01.19.21
△	1ST REVISION		
△	2ND REVISION (ENGINEERING)		
△	3RD REVISION (CW)		
△	4TH REVISION (RA)		

**PIEDMONT ATHENS REGIONAL  
MASTER FACILITY PROJECT  
ATHENS, GA 30606**

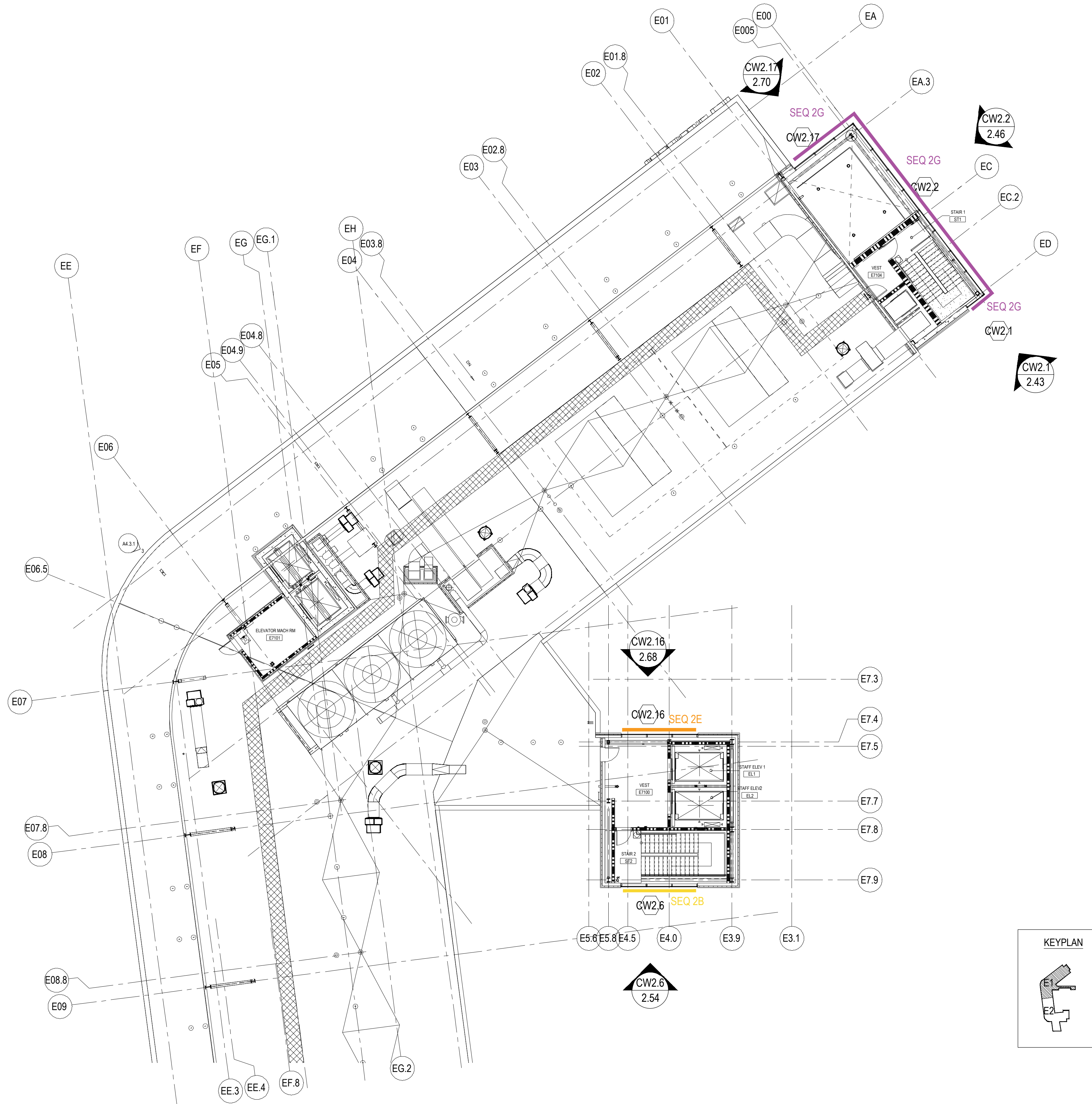
**GRAHAM-HODGE  
ASSOCIATES INC.**

JOB # 19-017

DRAWN BY:	DATE:
RA	05.27.20
CHECKED BY:	DATE:
JO	05.27.20

### ARCH / G.C. NOTE:

FLOOR PLANS ARE PROVIDED FOR OPENING TYPE LOCATION ONLY. REFER TO SPECIFIC MARK ELEVATIONS FOR SIZE REFERENCE DIMENSIONING, MULLION SPACING, ETC.



### ROOF PLAN E1

NTS ARCH. REF.: A2.7.2.E1

NO	DESCRIPTION	DATE	DATE
1	5TH REVISION - RADIUS (RA)	02.17.21	07.22.20
2	6TH REVISION - CONNECTOR (RA)	03.31.21	08.31.20
3	7TH REVISION - CW2.19 (GFS)	04.12.21	09.03.20
4	8TH REVISION - EXTEND HEAD AND NOTCH (GH)	03.01.22	01.19.21


**PIEDMONT ATHENS REGIONAL**  
**MASTER FACILITY PROJECT**  
 ATHENS, GA 30606



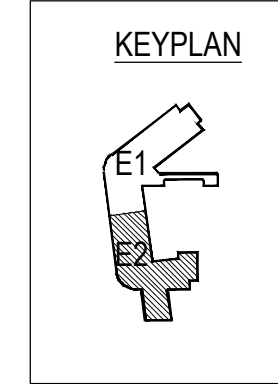
JOB # 19-017

DRAWN BY:	DATE:
RA	05.27.20
CHECKED BY:	DATE:
JO	05.27.20





NO WORK THIS AREA



**ARCH / G.C. NOTE:**


FLOOR PLANS ARE PROVIDED FOR OPENING TYPE LOCATION ONLY. REFER TO SPECIFIC MARK ELEVATIONS FOR SIZE REFERENCE DIMENSIONING, MULLION SPACING, ETC.

**ROOF PLAN E2**

NTS ARCH. REF.: A2.7.2.E2

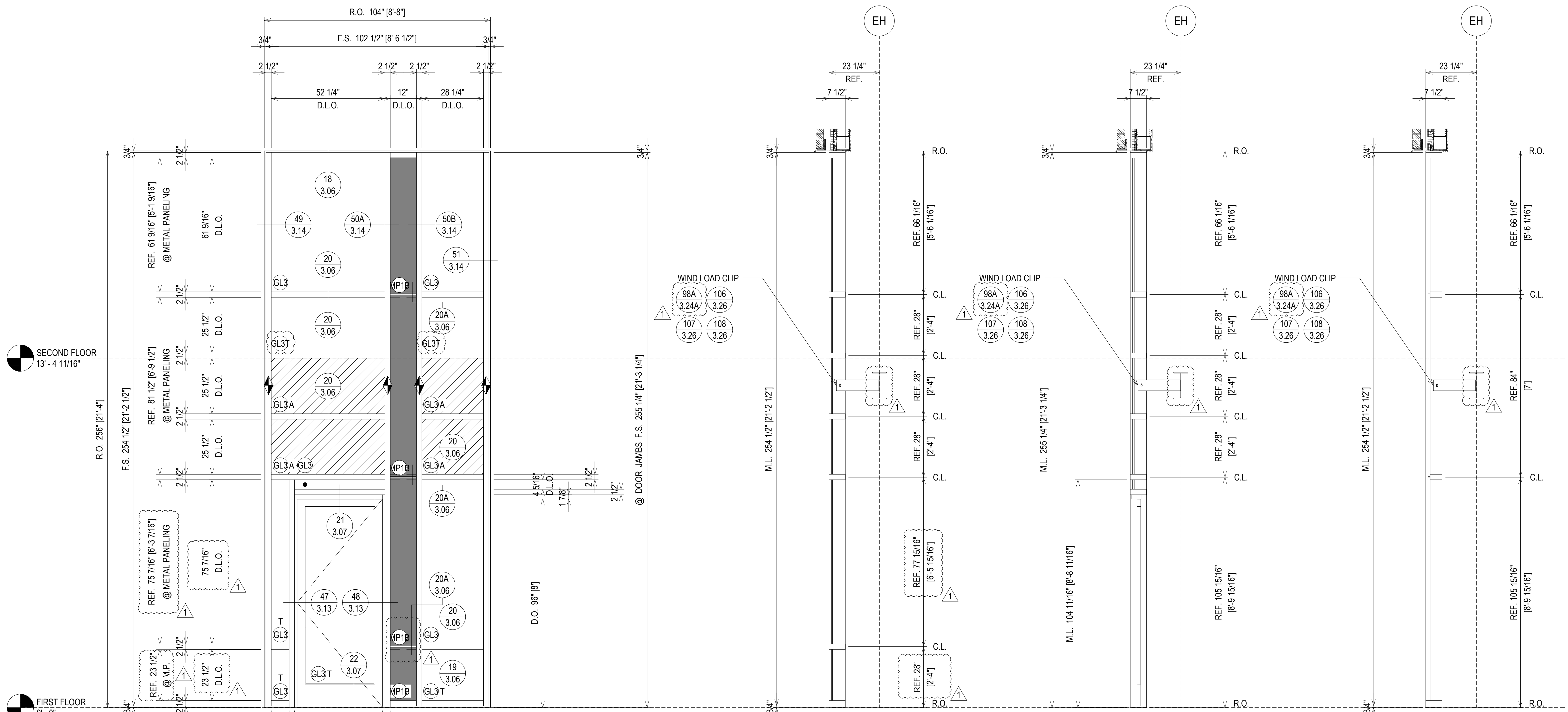
NO	DESCRIPTION	DATE	DATE
NO	DESCRIPTION	DATE	DATE
1	5TH REVISION - RADIUS (RA)	02.17.21	07.22.20
2	6TH REVISION - CONNECTOR (RA)	03.31.21	08.31.20
3	7TH REVISION - CW2.19 (GFS)	04.12.21	09.03.20
4	8TH REVISION - EXTEND HEAD AND NOTCH (PH)	03.01.22	01.19.21

**PIEDMONT ATHENS REGIONAL  
MASTER FACILITY PROJECT  
ATHENS, GA 30606**



**JOB # 19-017**

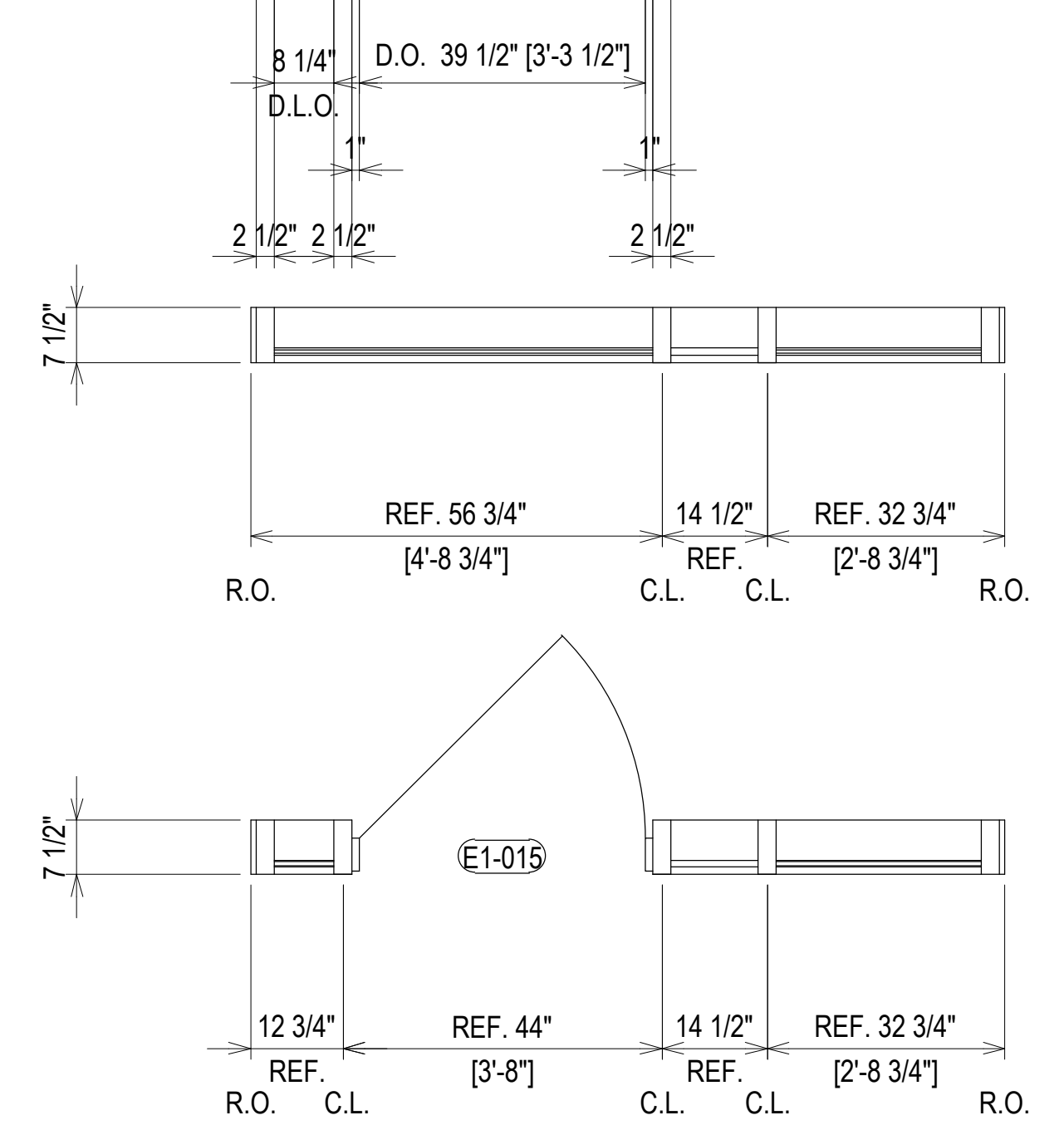
DRAWN BY:	DATE:
RA	05.27.20
CHECKED BY:	DATE:
JO	05.27.20



SECOND FLOOR  
13' - 4 11/16"

FIRST FLOOR  
0' - 0"

**ELEVATION 1**  
SCALE: 1/2" = 1'-0"  
KAWNEER 1600 SYS. 1 - 2 1/2" X 7 1/2"  
EXTERIOR CURTAIN WALL  
1" INSULATED GLASS  
QUANTITY: 1



07.22.20	1ST REVISION	02.17.21	5TH REVISION - RADIUS (RA)	NO	DATE	DESCRIPTION	NO	DATE	DESCRIPTION
08.31.20	2ND REVISION (ENGINEERING)	03.31.21	6TH REVISION - CONNECTOR (RA)	NO	DATE	DESCRIPTION	NO	DATE	DESCRIPTION
09.03.20	3RD REVISION (CIV)	04.12.21	7TH REVISION - CIVIL (GFS)	NO	DATE	DESCRIPTION	NO	DATE	DESCRIPTION
01.19.21	4TH REVISION (RA)	03.01.22	8TH REVISION - EXTEND HEAD AND NOTCH (GH)	NO	DATE	DESCRIPTION	NO	DATE	DESCRIPTION

**PIEDMONT ATHENS REGIONAL MASTER FACILITY PROJECT**  
ATHENS, GA 30606

**GRAHAM-HODGE ASSOCIATES INC.**

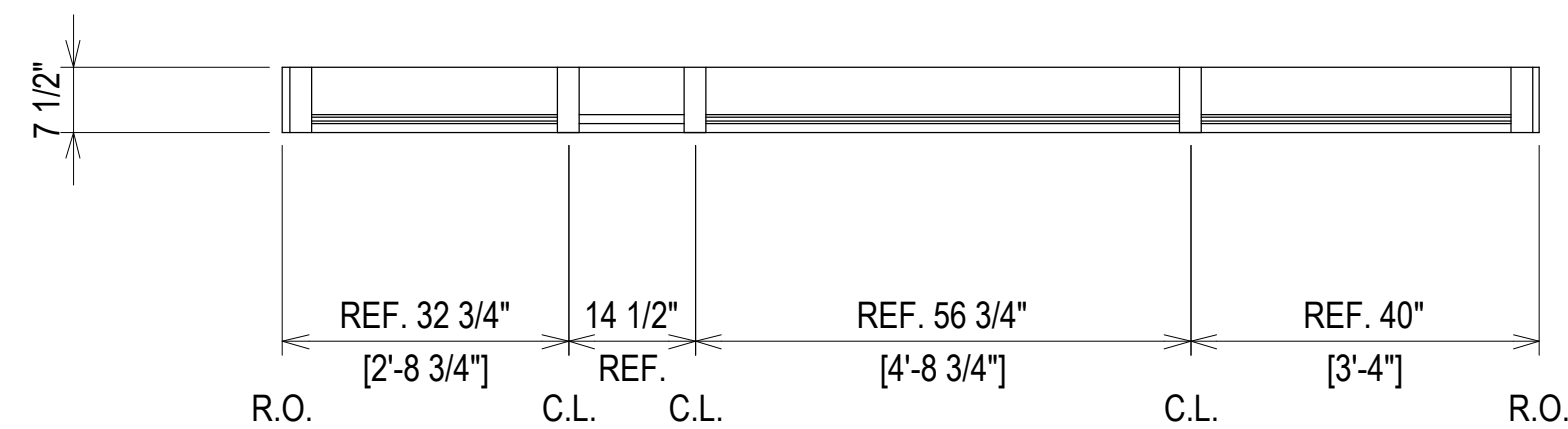
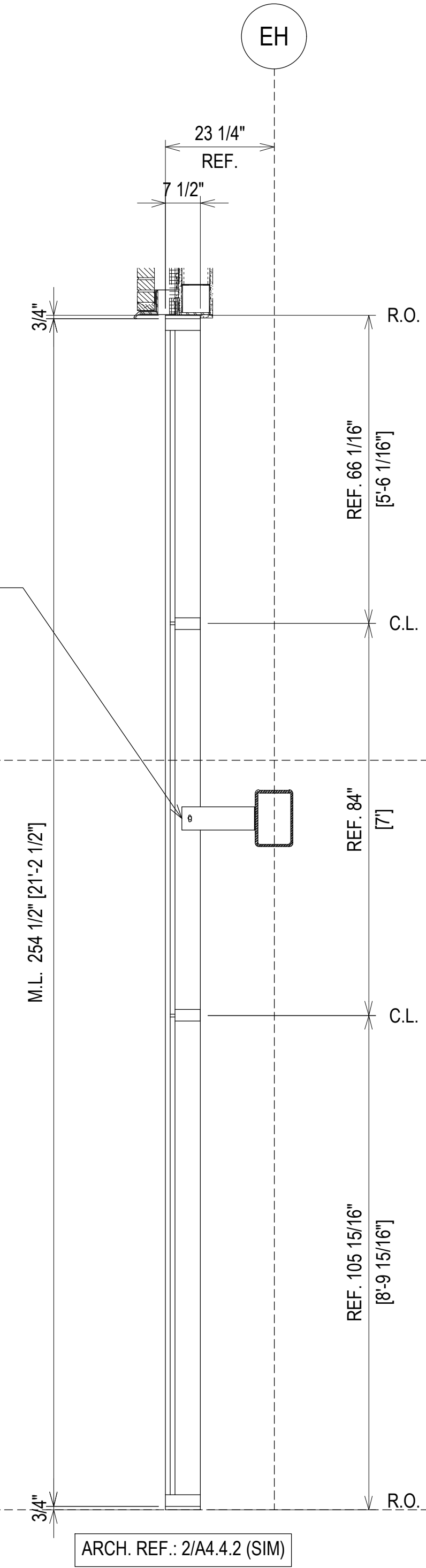
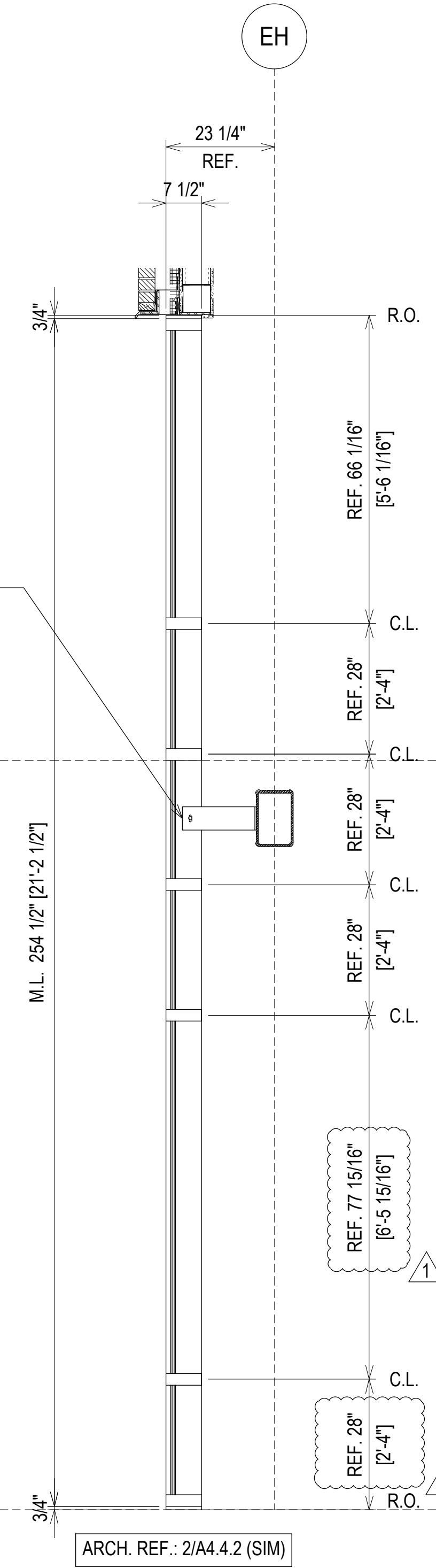
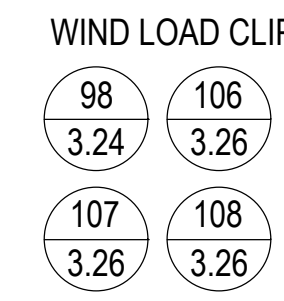
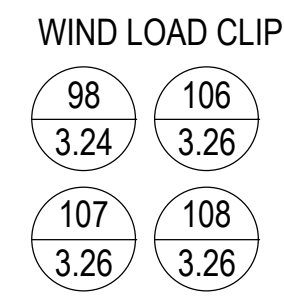
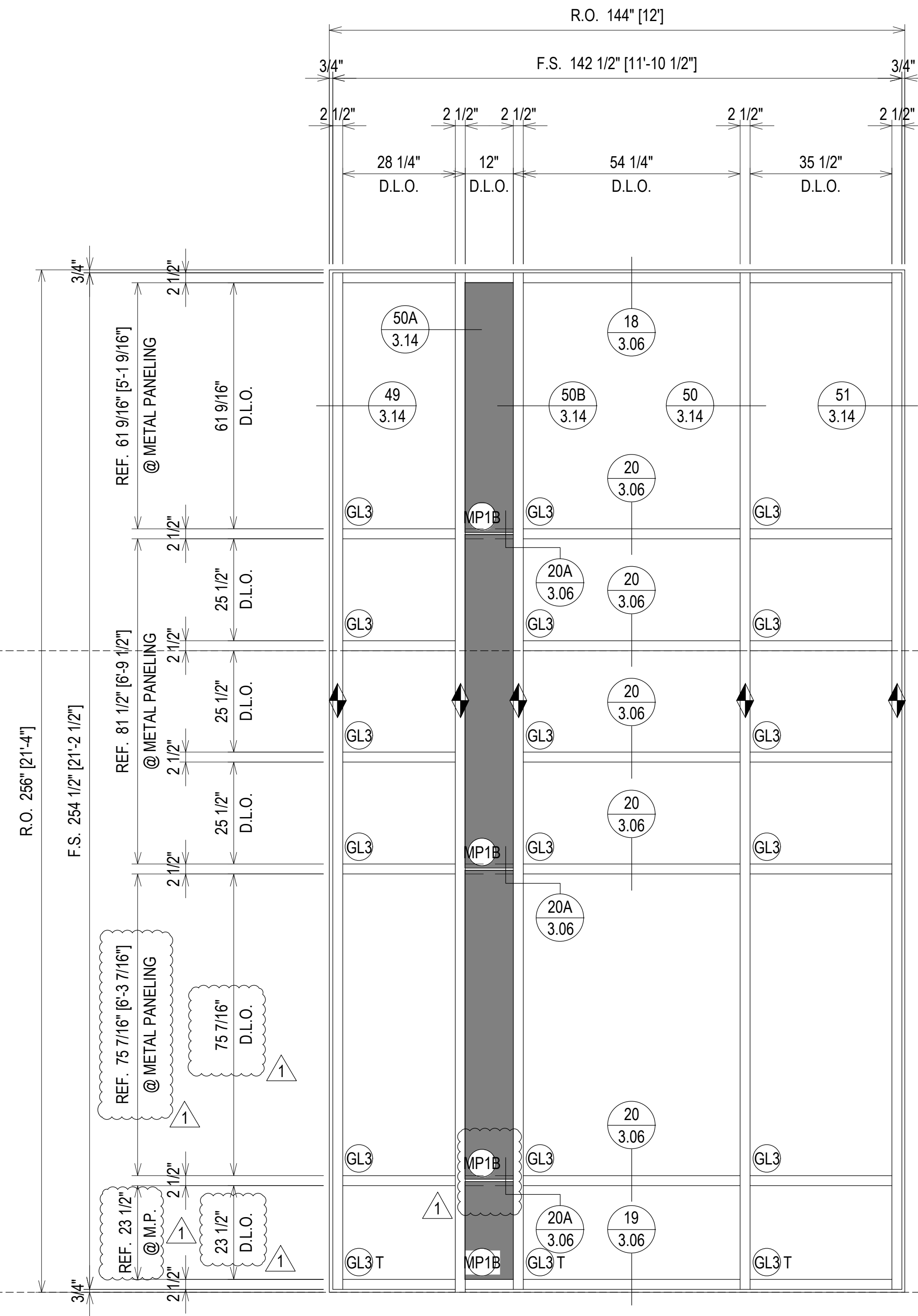
JOB # 19-017

ERECTOR / G.C. NOTE:  
PLEASE FIELD VERIFY ALL DIMENSIONS

**2.01**

SECOND FLOOR  
13'-4 11/16"

FIRST FLOOR  
0'-0"



ELEVATION 2  
SCALE: 1/2" = 1'-0"  
KAWNEER 1600 SYS. 1 - 2 1/2" X 7 1/2"  
EXTERIOR CURTAIN WALL  
1" INSULATED GLASS  
QUANTITY: 2

07.22.20	1ST REVISION				
08.31.20	2ND REVISION (ENGINEERING)				
09.03.20	3RD REVISION (CIV)				
01.19.21	4TH REVISION (RA)				
	DESCRIPTION				DATE
	DRAWING				SUBMISSION

02.17.21	5TH REVISION - RADIUS (RA)				
03.31.21	6TH REVISION - CONNECTOR (RA)				
04.12.21	7TH REVISION - CW2 (GF)				
03.01.22	8TH REVISION - EXTEND HEAD AND NOTCH (PH)				
	DESCRIPTION				DATE
	DRAWING				SUBMISSION

**PIEDMONT ATHENS REGIONAL  
MASTER FACILITY PROJECT  
ATHENS, GA 30606**



JOB # 19-017

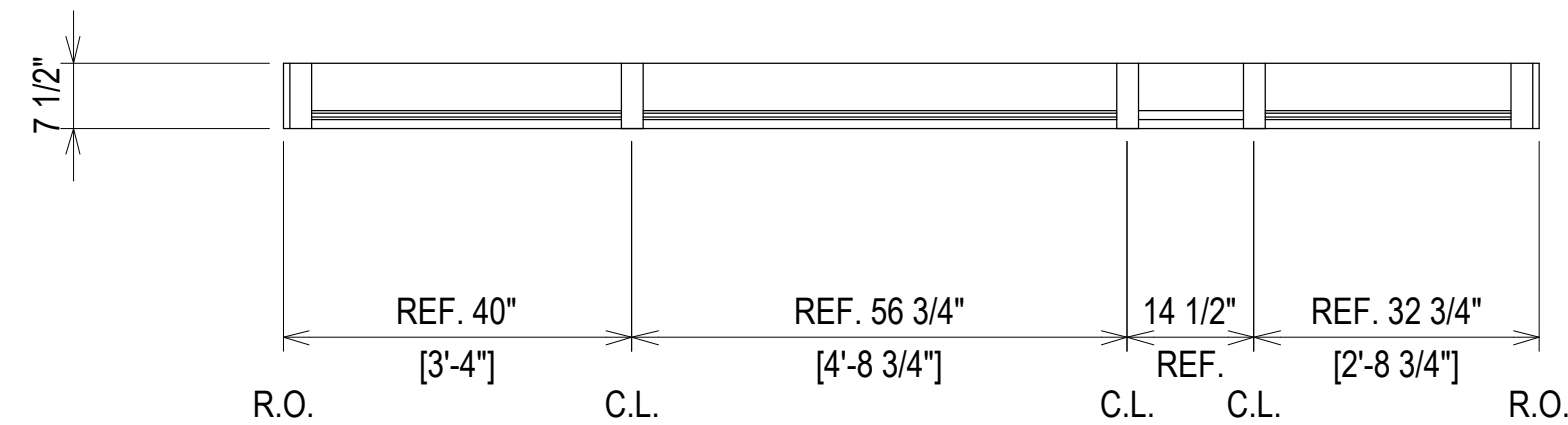
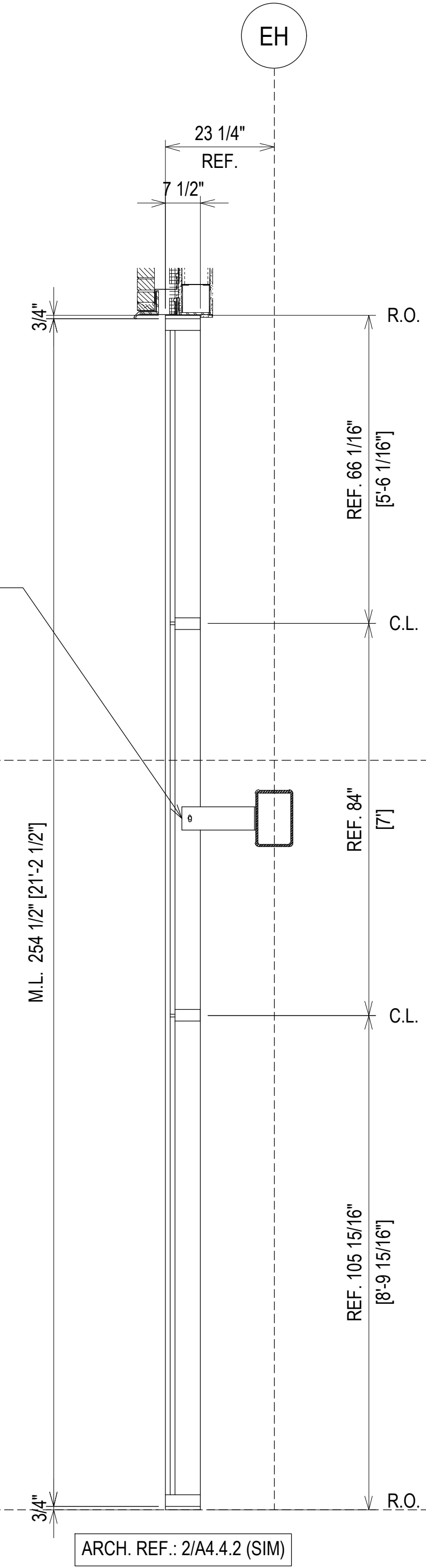
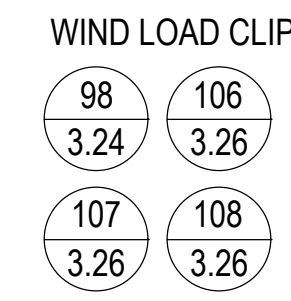
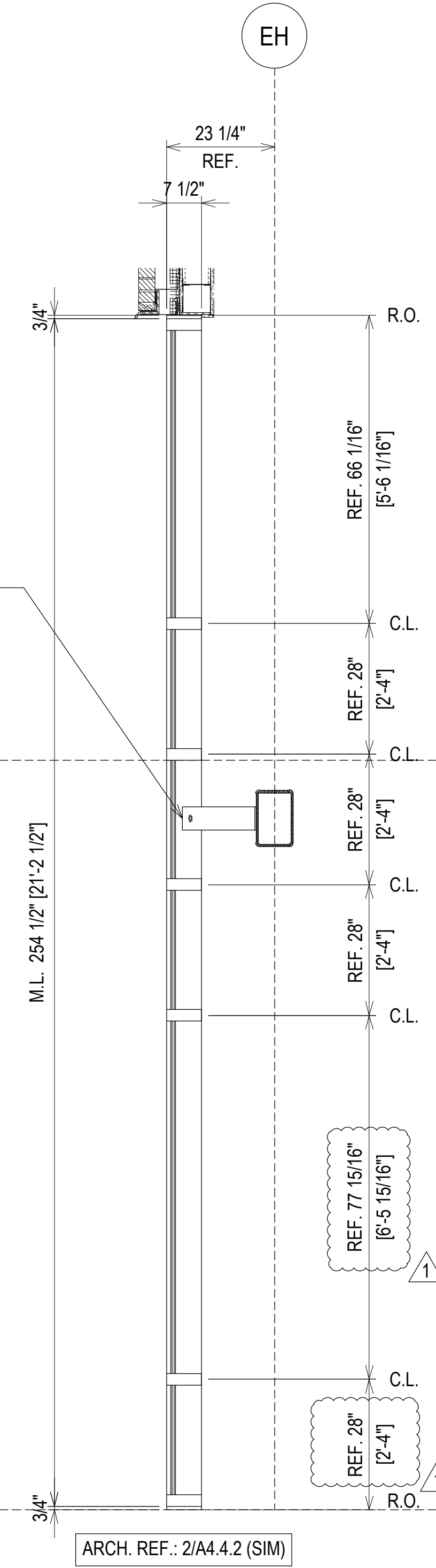
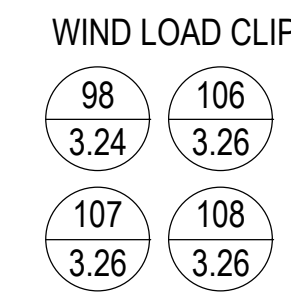
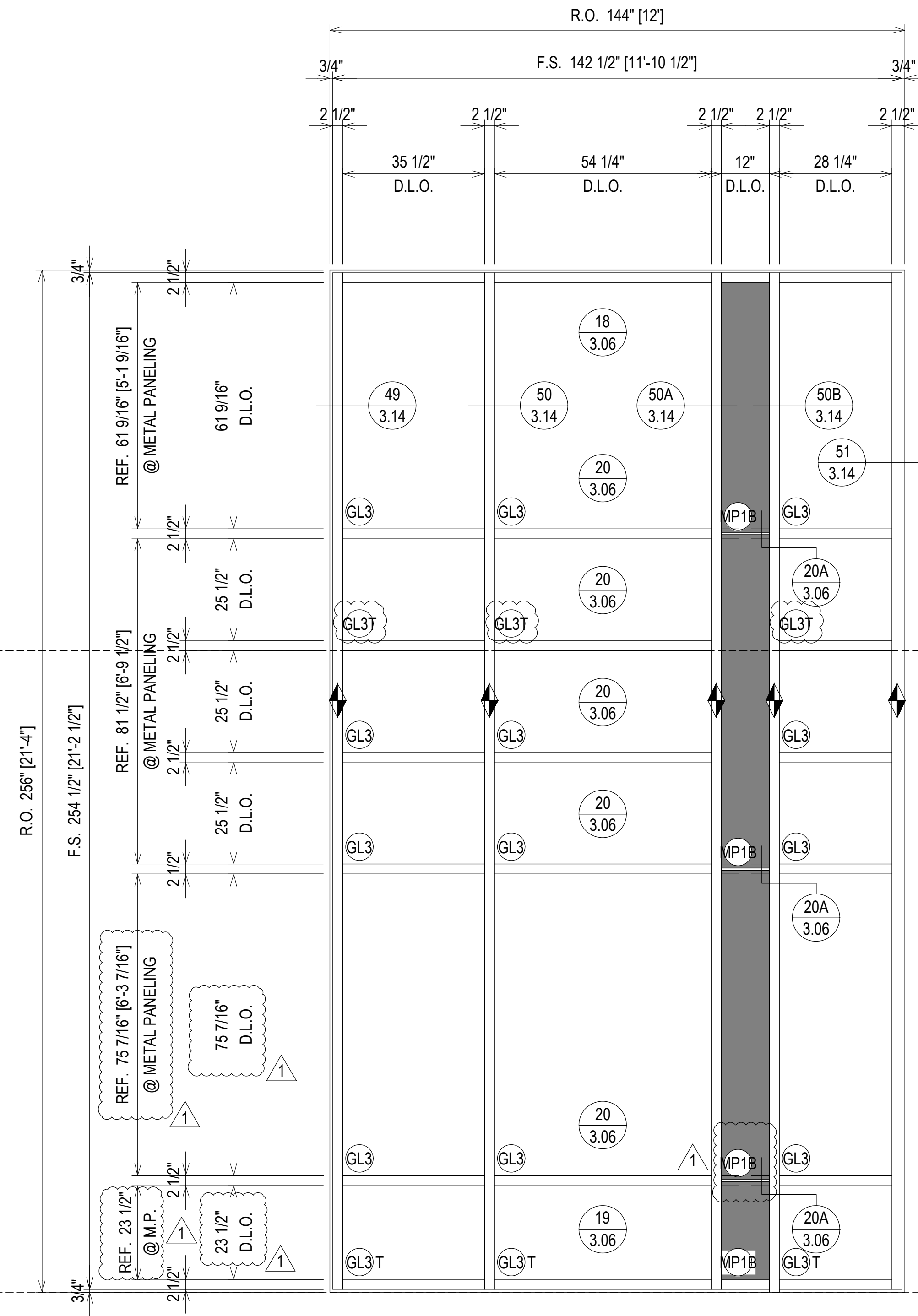
DRAWN BY:	DATE:
RA	05.27.20
CHECKED BY:	DATE:
JO	05.27.20

ERECTOR / G.C. NOTE:  
PLEASE FIELD VERIFY ALL DIMENSIONS

2.02

SECOND FLOOR  
13' - 4 11/16"

FIRST FLOOR  
0' - 0"



ELEVATION **2A**  
SCALE: 1/2" = 1'-0"  
KAWNEER 1600 SYS. 1 - 2 1/2" X 7 1/2"  
EXTERIOR CURTAIN WALL  
1" INSULATED GLASS  
QUANTITY: 3

NO	DESCRIPTION	DATE	NO	DESCRIPTION	DATE
1ST REVISION		07.22.20	5TH REVISION - RADIUS (RA)		02.17.21
2ND REVISION (ENGINEERING)		08.31.20	6TH REVISION - CONNECTOR (RA)		03.31.21
3RD REVISION (CW)		09.03.20	7TH REVISION - CW2 (GFS)		04.12.21
4TH REVISION (RA)		01.19.21	8TH REVISION - EXTEND HEAD AND NOTCH (GH)		03.01.22

**PIEDMONT ATHENS REGIONAL  
MASTER FACILITY PROJECT  
ATHENS, GA 30606**



JOB # 19-017

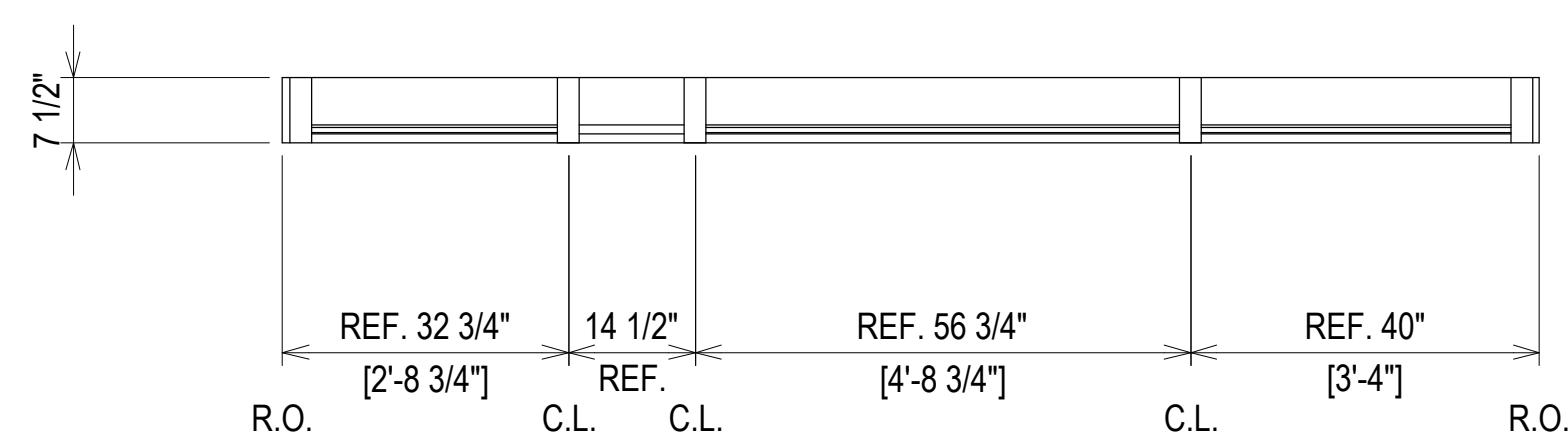
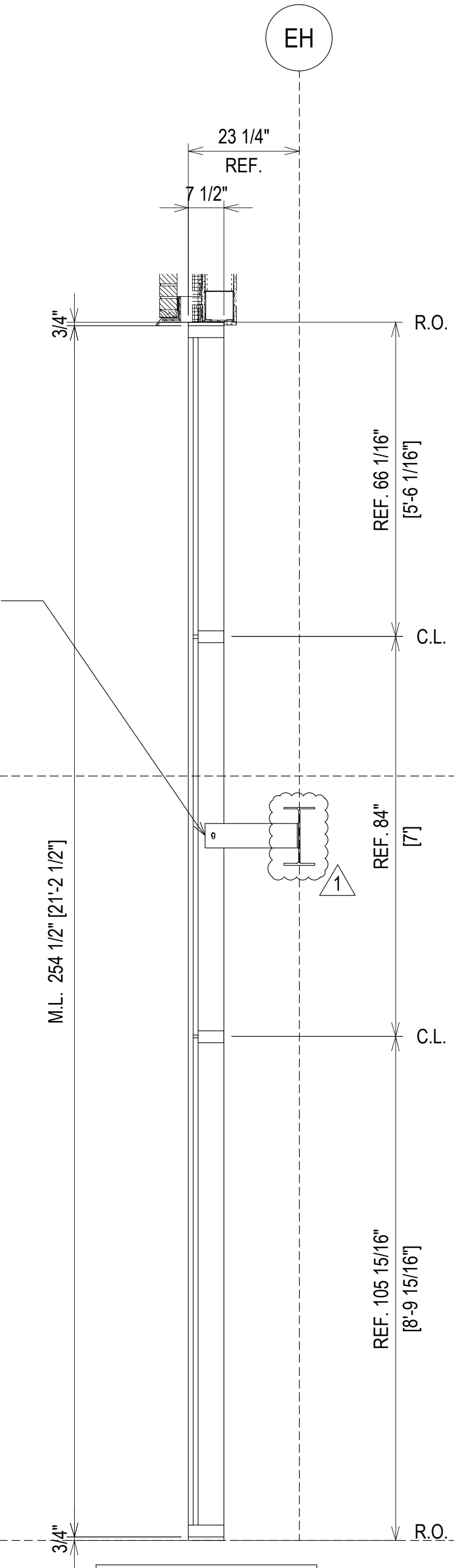
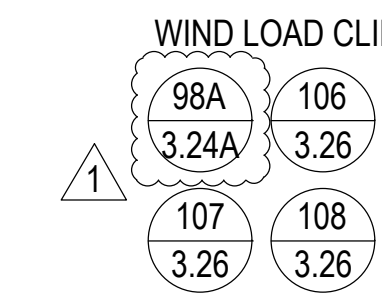
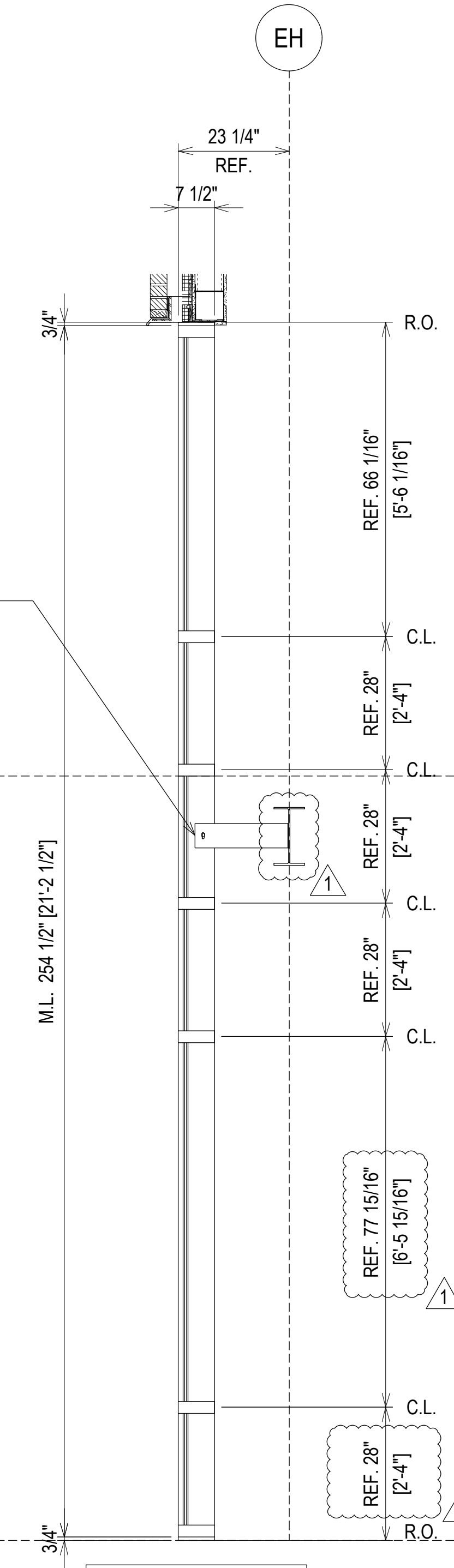
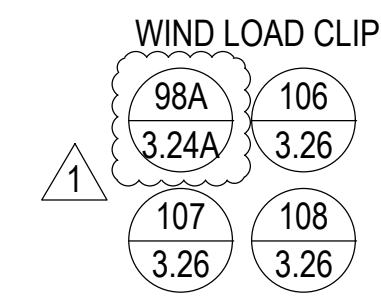
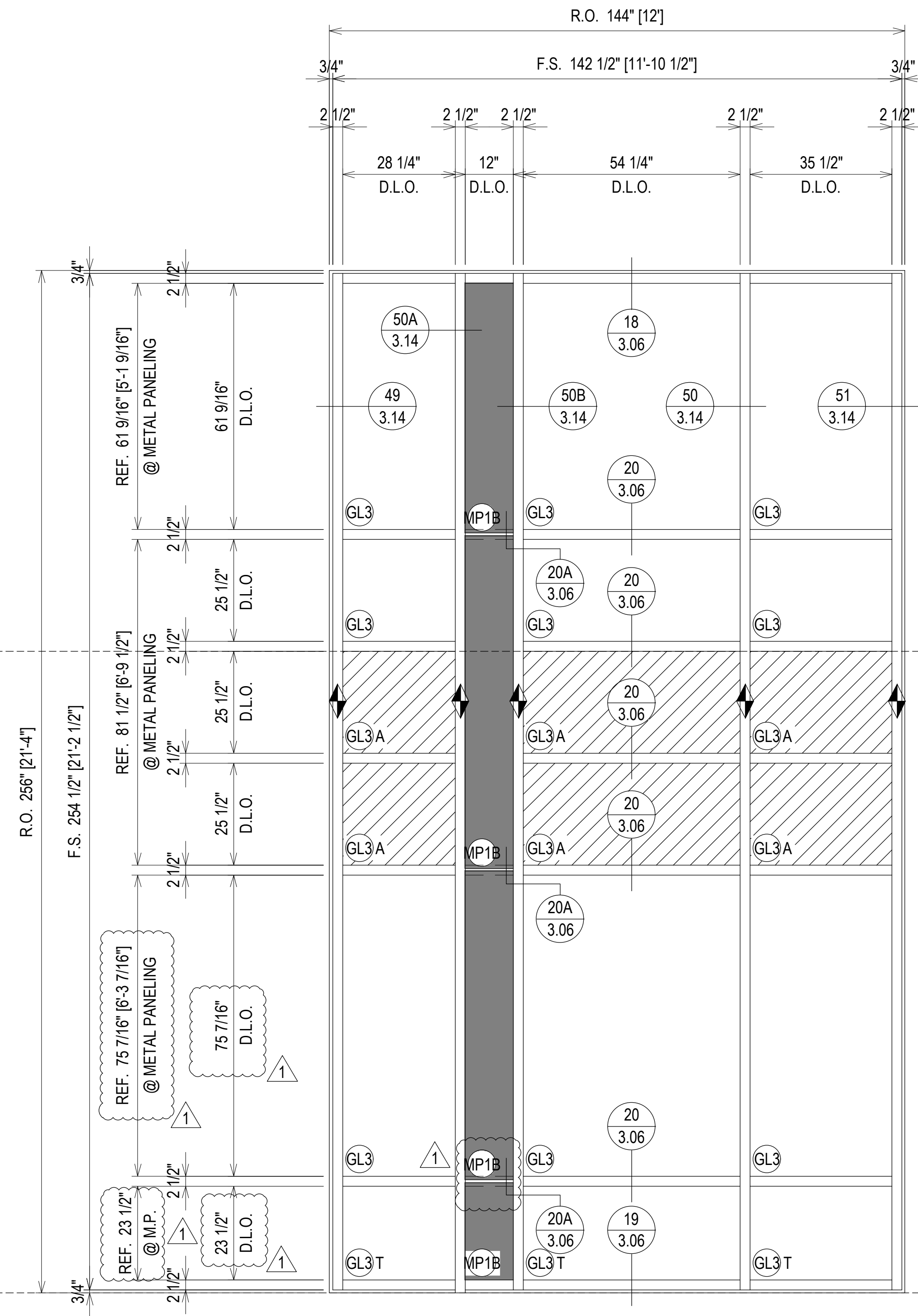
DRAWN BY:	DATE:
RA	05.27.20
CHECKED BY:	DATE:
JO	05.27.20

ERECTOR / G.C. NOTE:  
PLEASE FIELD VERIFY ALL DIMENSIONS

**2.03**

SECOND FLOOR  
13' - 4 11/16"

FIRST FLOOR  
0' - 0"



ELEVATION 3  
SCALE: 1/2" = 1'-0"  
KAWNEER 1600 SYS. 1 - 2 1/2" X 7 1/2"  
EXTERIOR CURTAIN WALL  
1" INSULATED GLASS  
QUANTITY: 1

NO	DESCRIPTION	DATE	NO	DESCRIPTION	DATE
01	1ST REVISION	07.22.20	01	1ST REVISION	07.22.20
02	2ND REVISION (ENGINEERING)	08.31.20	02	2ND REVISION (ENGINEERING)	08.31.20
03	3RD REVISION (CW)	09.03.20	03	3RD REVISION (CW)	09.03.20
04	4TH REVISION (RA)	01.19.21	04	4TH REVISION (RA)	01.19.21
05	5TH REVISION - RADIUS (RA)	02.17.21	05	5TH REVISION - RADIUS (RA)	02.17.21
06	6TH REVISION - CONNECTOR (RA)	03.31.21	06	6TH REVISION - CONNECTOR (RA)	03.31.21
07	7TH REVISION - CW2 (GFS)	04.12.21	07	7TH REVISION - CW2 (GFS)	04.12.21
08	8TH REVISION - EXTEND HEAD AND NOTCH (PH)	05.01.22	08	8TH REVISION - EXTEND HEAD AND NOTCH (PH)	05.01.22
NO	DESCRIPTION	DATE	NO	DESCRIPTION	DATE
NO	DESCRIPTION	DATE	NO	DESCRIPTION	DATE

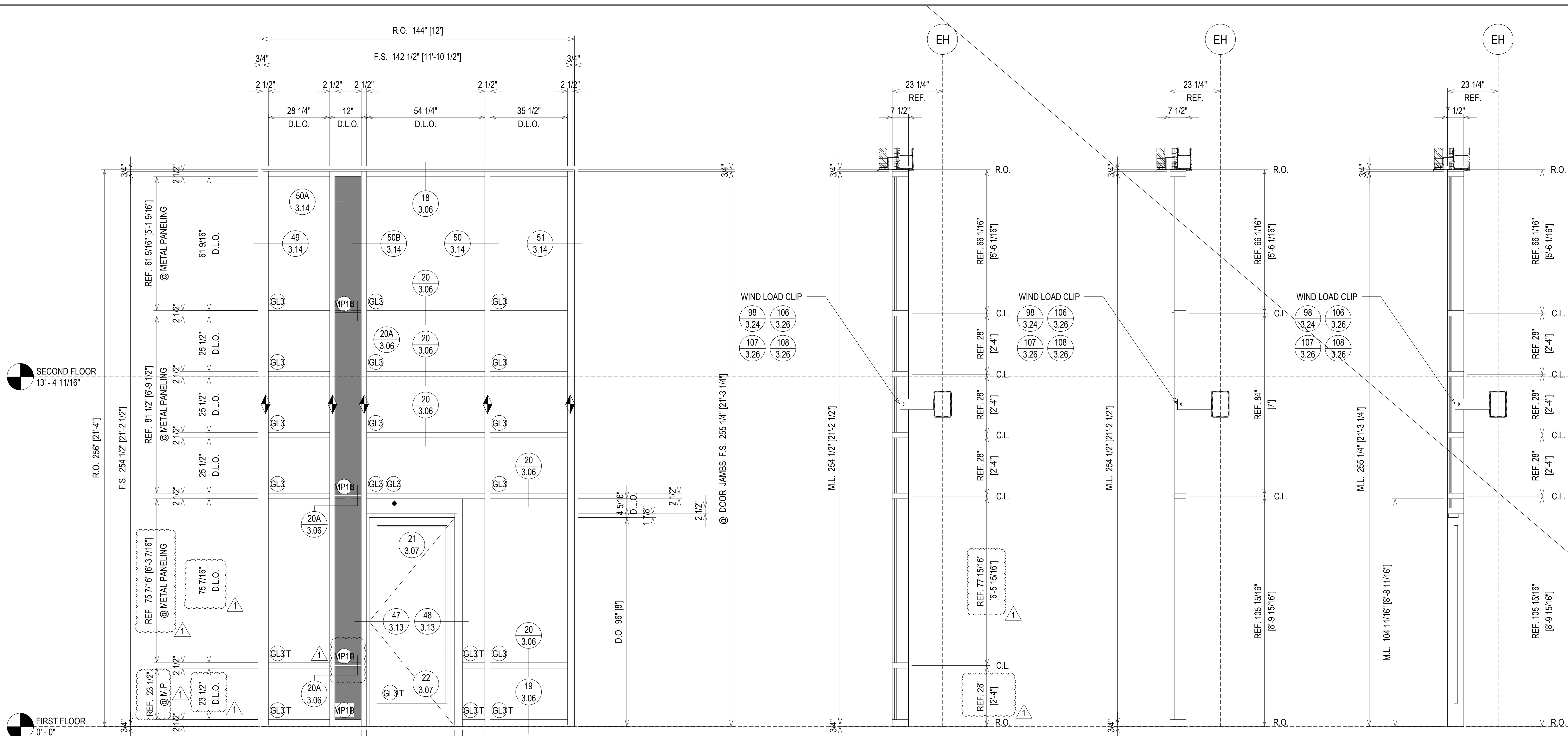
PIEDMONT ATHENS REGIONAL  
MASTER FACILITY PROJECT  
ATHENS, GA 30606

GRAHAM-HODGE  
ASSOCIATES INC.

JOB # 19-017

ERECTOR / G.C. NOTE:  
PLEASE FIELD VERIFY ALL DIMENSIONS

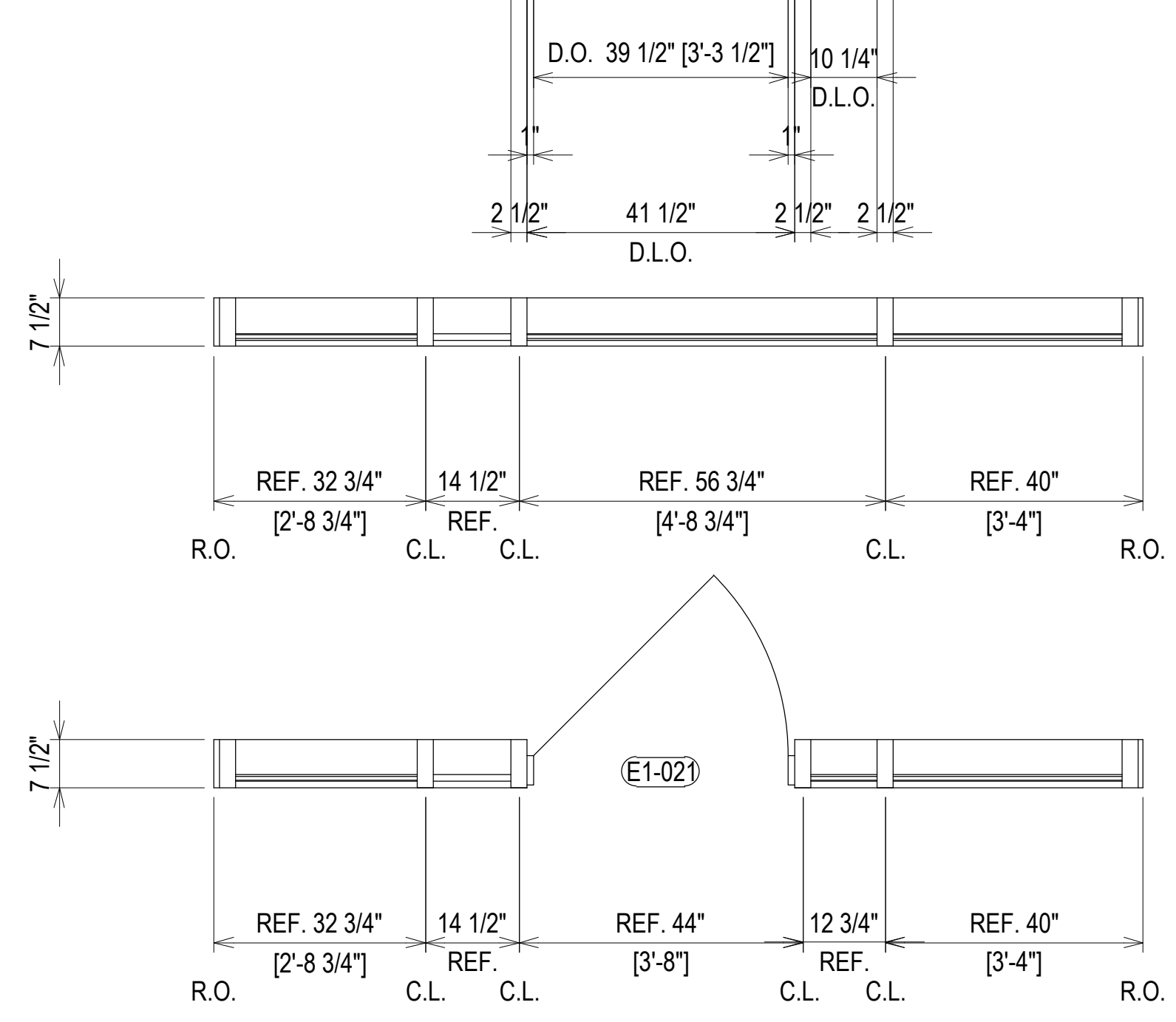
2.04



SECOND FLOOR  
13' - 4 11/16"

FIRST FLOOR  
0' - 0"

ELEVATION 4  
SCALE: 1/2" = 1'-0"  
KAWNEER 1600 SYS. 1 - 2 1/2" X 7 1/2"  
EXTERIOR CURTAIN WALL  
1" INSULATED GLASS  
QUANTITY: 1



07/22/20	1ST REVISION				
08/31/20	2ND REVISION (ENGINEERING)				
09/03/20	3RD REVISION (CW)				
01/19/21	4TH REVISION (RA)				
02/17/21	5TH REVISION - RADIUS (RA)				
03/31/21	6TH REVISION - CONNECTOR (RA)				
04/12/21	7TH REVISION - CWZ (GS)				
03/01/22	8TH REVISION - EXTEND HEAD AND NOTCH (GH)				
NO	DESCRIPTION	NO	DATE	NO	DATE
	DRAWING SUBMISSION				

**PIEDMONT ATHENS REGIONAL  
MASTER FACILITY PROJECT  
ATHENS, GA 30606**



JOB # 19-017

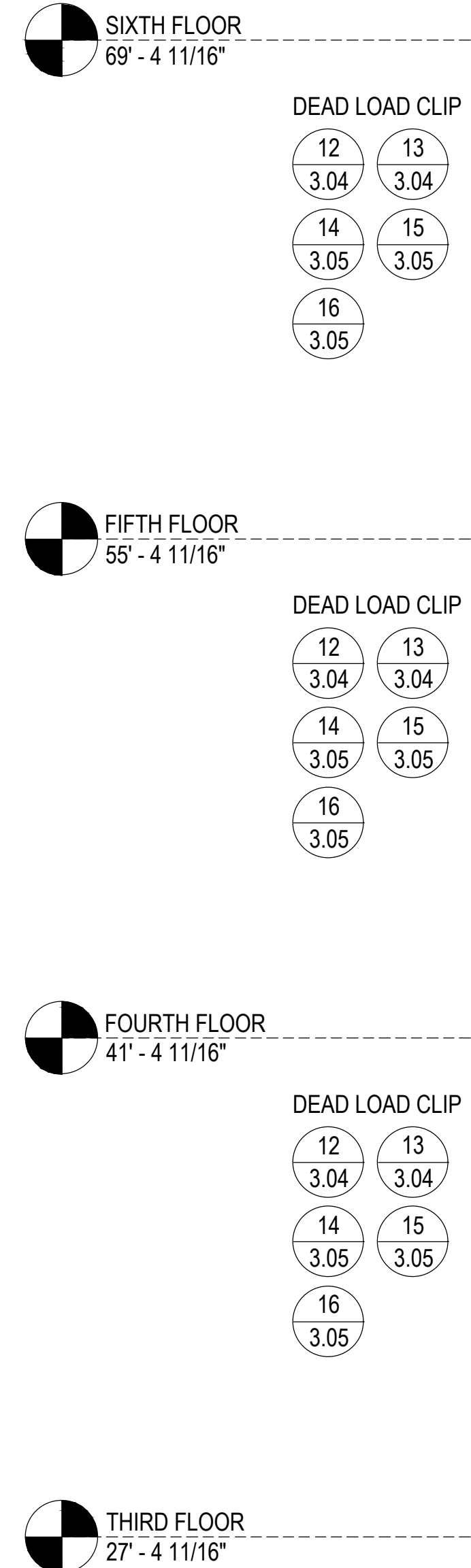
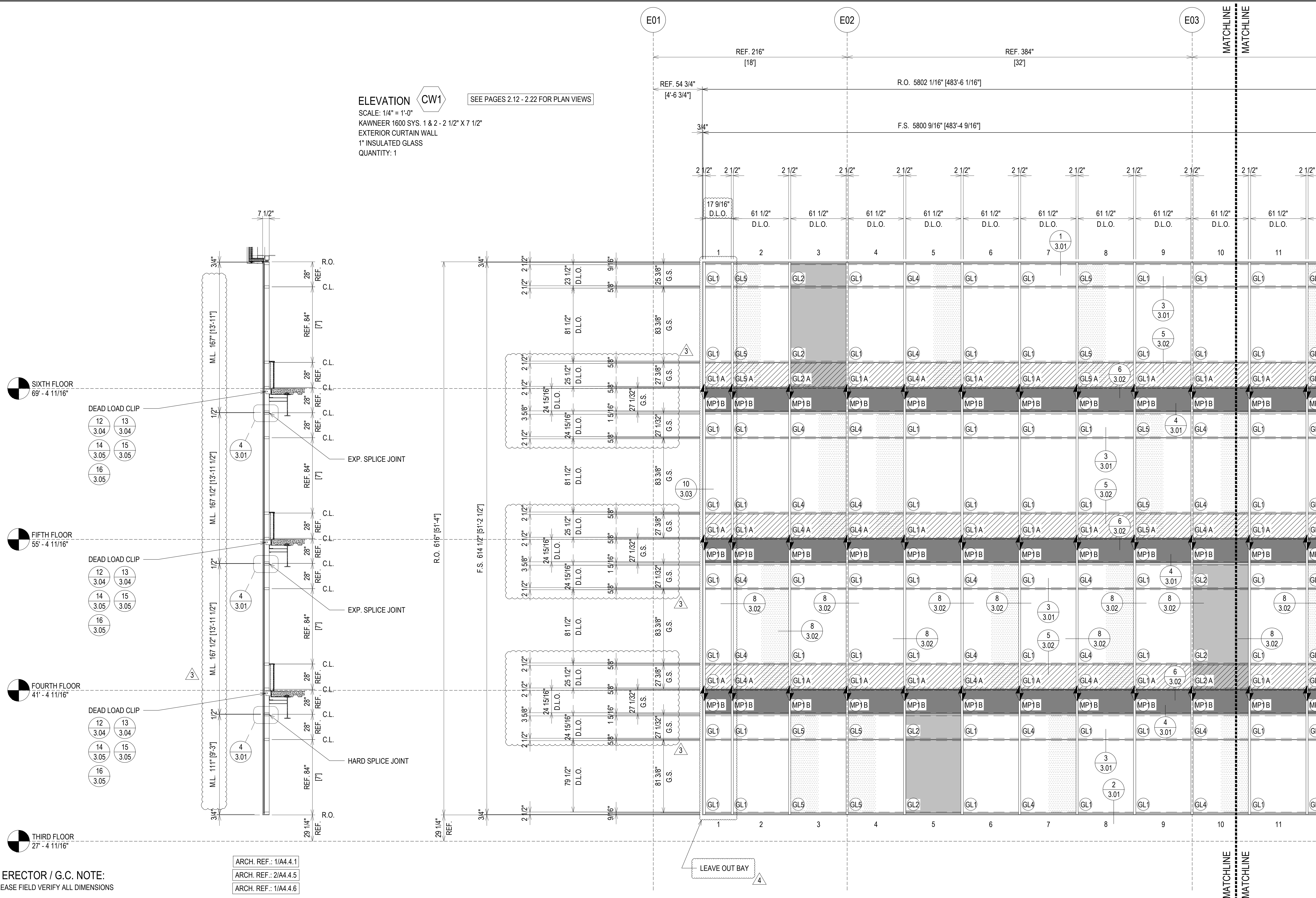
DRAWN BY:	DATE:
RA	05/27/20
CHECKED BY:	DATE:
JO	05/27/20

ERECTOR / G.C. NOTE:  
PLEASE FIELD VERIFY ALL DIMENSIONS

**ELEVATION CW1**

SCALE: 1/4" = 1'-0"  
 KAWNEER 1600 SYS. 1 & 2 - 2 1/2" X 7 1/2"  
 EXTERIOR CURTAIN WALL  
 1" INSULATED GLASS  
 QUANTITY: 1

SEE PAGES 2.12 - 2.22 FOR PLAN VIEWS



ARCH. REF.: 1/A4.4.1  
 ARCH. REF.: 2/A4.4.5  
 ARCH. REF.: 1/A4.4.6

**ERECTOR / G.C. NOTE:**  
 PLEASE FIELD VERIFY ALL DIMENSIONS

07.22.20	1ST REVISION		
08.31.20	2ND REVISION (ENGINEERING)		
09.03.20	3RD REVISION (CW)		
01.19.21	4TH REVISION (RA)		

02.17.21	5TH REVISION - RADIUS (RA)		
03.31.21	6TH REVISION - CONNECTOR (RA)		
04.12.21	7TH REVISION - CW2 (GFS)		
03.01.22	8TH REVISION - EXTEND HEAD AND NOTCH (GH)		

NO	DATE	DESCRIPTION	DRAWING SUBMISSION


**PIEDMONT ATHENS REGIONAL  
 MASTER FACILITY PROJECT  
 ATHENS, GA 30606**

**GRAHAM-HODGE  
 ASSOCIATES INC.**

**JOB # 19-017**

DRAWN BY: RA DATE: 05.27.20  
 CHECKED BY: JO DATE: 05.27.20

**2.06**



REF. 384" [32] REF. 384" [32] REF. 384" [32]

R.O. 5802 1/16" [483'-6 1/16"]

F.S. 5800 9/16" [483'-4 9/16"]

07.22.20	1ST REVISION	02.17.21	5TH REVISION - RADIUS (RA)	NO	DATE	DESCRIPTION	DRAWING SUBMISSION
08.31.20	2ND REVISION (ENGINEERING)	03.31.21	6TH REVISION - CONNECTOR (RA)	NO	DATE	DESCRIPTION	DRAWING SUBMISSION
09.03.20	3RD REVISION (CW)	04.12.21	7TH REVISION - CW2 (GFS)	NO	DATE	DESCRIPTION	DRAWING SUBMISSION
01.19.21	4TH REVISION (RA)	03.01.22	8TH REVISION - EXTEND HEAD AND NOTCH (PH)	NO	DATE	DESCRIPTION	DRAWING SUBMISSION

**PIEDMONT ATHENS REGIONAL  
MASTER FACILITY PROJECT  
ATHENS, GA 30606**



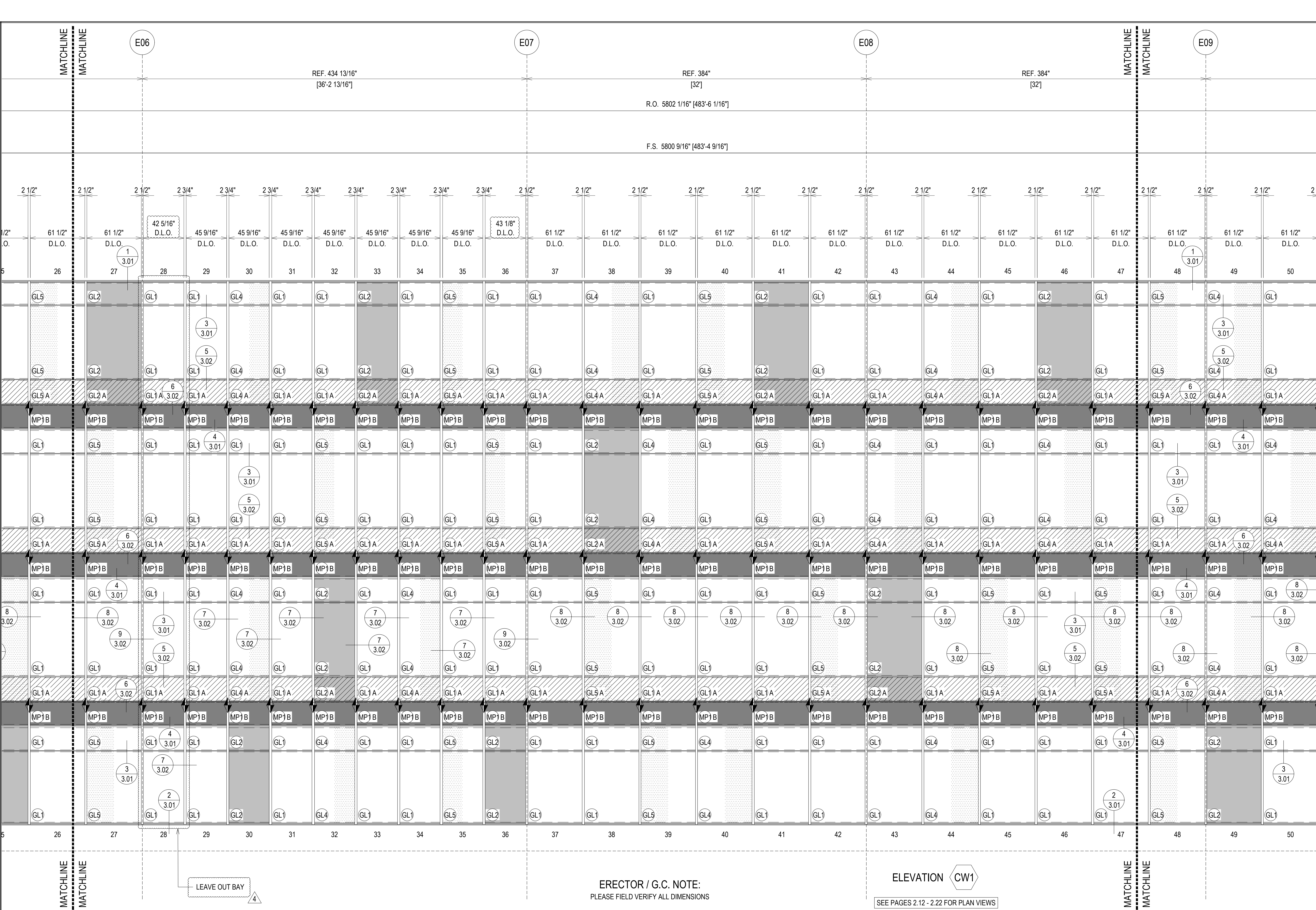
JOB # 19-017

DRAWN BY:	DATE:
RA	05.27.20
CHECKED BY:	DATE:
JO	05.27.20

ERECTOR / G.C. NOTE:  
PLEASE FIELD VERIFY ALL DIMENSIONS

ELEVATION CW1  
SEE PAGES 2.12 - 2.22 FOR PLAN VIEWS





REF. 434 13/16"  
[36'-2 13/16"]

REF. 384"  
[32']

REF. 384"  
[32']

R.O. 5802 1/16" [483'-6 1/16"]

F.S. 5800 9/16" [483'-4 9/16"]

ERECTOR / G.C. NOTE:  
PLEASE FIELD VERIFY ALL DIMENSIONS

ELEVATION CW1

SEE PAGES 2.12 - 2.22 FOR PLAN VIEWS

07.22.20	DATE	1ST REVISION	DESCRIPTION
08.31.20	DATE	2ND REVISION (ENGINEERING)	SUBMISSION
09.03.20	DATE	3RD REVISION (CW)	SUBMISSION
01.19.21	DATE	4TH REVISION (RA)	SUBMISSION

02.17.21	DATE	5TH REVISION - RADIUS (RA)	NO
03.31.21	DATE	6TH REVISION - CONNECTOR (RA)	NO
04.02.21	DATE	7TH REVISION - CW2 (GFS)	NO
03.01.22	DATE	8TH REVISION - EXTEND HEAD AND NOTCH (PH)	NO


**PIEDMONT ATHENS REGIONAL  
MASTER FACILITY PROJECT  
ATHENS, GA 30606**

**GRAHAM-HODGE  
ASSOCIATES INC.**

**JOB # 19-017**


DRAWN BY: RA DATE: 05.27.20  
 CHECKED BY: JO DATE: 05.27.20

**2.08**



07.22.20	DATE	
08.31.20	DATE	
09.03.20	DATE	
01.19.21	DATE	
1ST REVISION	DESCRIPTION	
2ND REVISION	DESCRIPTION	
3RD REVISION	DESCRIPTION	
4TH REVISION	DESCRIPTION	
5TH REVISION	DESCRIPTION	
6TH REVISION	DESCRIPTION	
7TH REVISION	DESCRIPTION	
8TH REVISION	DESCRIPTION	

**PIEDMONT ATHENS REGIONAL  
MASTER FACILITY PROJECT  
ATHENS, GA 30606**



**JOB # 19-017**


DRAWN BY:	DATE:
RA	05.27.20
CHECKED BY:	DATE:
JO	05.27.20

**2.09**

ERECTOR / G.C. NOTE:  
PLEASE FIELD VERIFY ALL DIMENSIONS

ELEVATION CW1

SEE PAGES 2.12 - 2.22 FOR PLAN VIEWS



REF. 384'  
[32]

R.O. 5802 1/16" [483'-6 1/16"]

F.S. 5800 9/16" [483'-4 9/16"]

ERECTOR / G.C. NOTE:  
PLEASE FIELD VERIFY ALL DIMENSIONS

ELEVATION CW1

SEE PAGES 2.12 - 2.22 FOR PLAN VIEWS

07.22.20	1ST REVISION	
08.31.20	2ND REVISION (ENGINEERING)	
09.03.20	3RD REVISION (CW)	
01.19.21	4TH REVISION (RA)	
DATE	DESCRIPTION	DRAWING SUBMISSION

02.17.21	5TH REVISION (RA)	
03.31.21	6TH REVISION - CONNECTOR (RA)	
04.02.21	7TH REVISION - CW2 (GFS)	
03.01.22	8TH REVISION - EXTEND HEAD AND NOTCH (PH)	
DATE	DESCRIPTION	DRAWING SUBMISSION

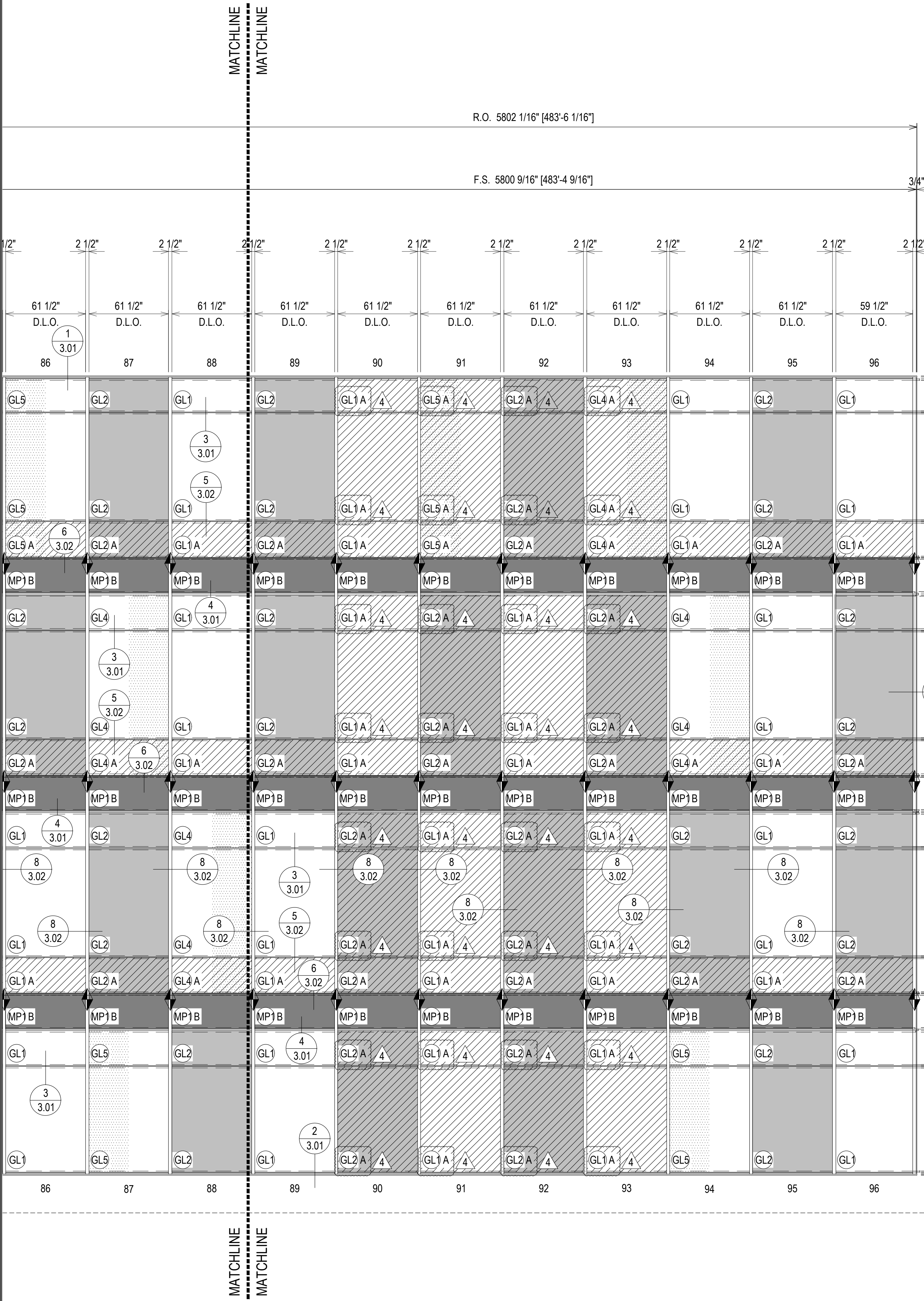
**PIEDMONT ATHENS REGIONAL  
MASTER FACILITY PROJECT  
ATHENS, GA 30606**

**GRAHAM-HODGE  
ASSOCIATES INC.**

**JOB # 19-017**

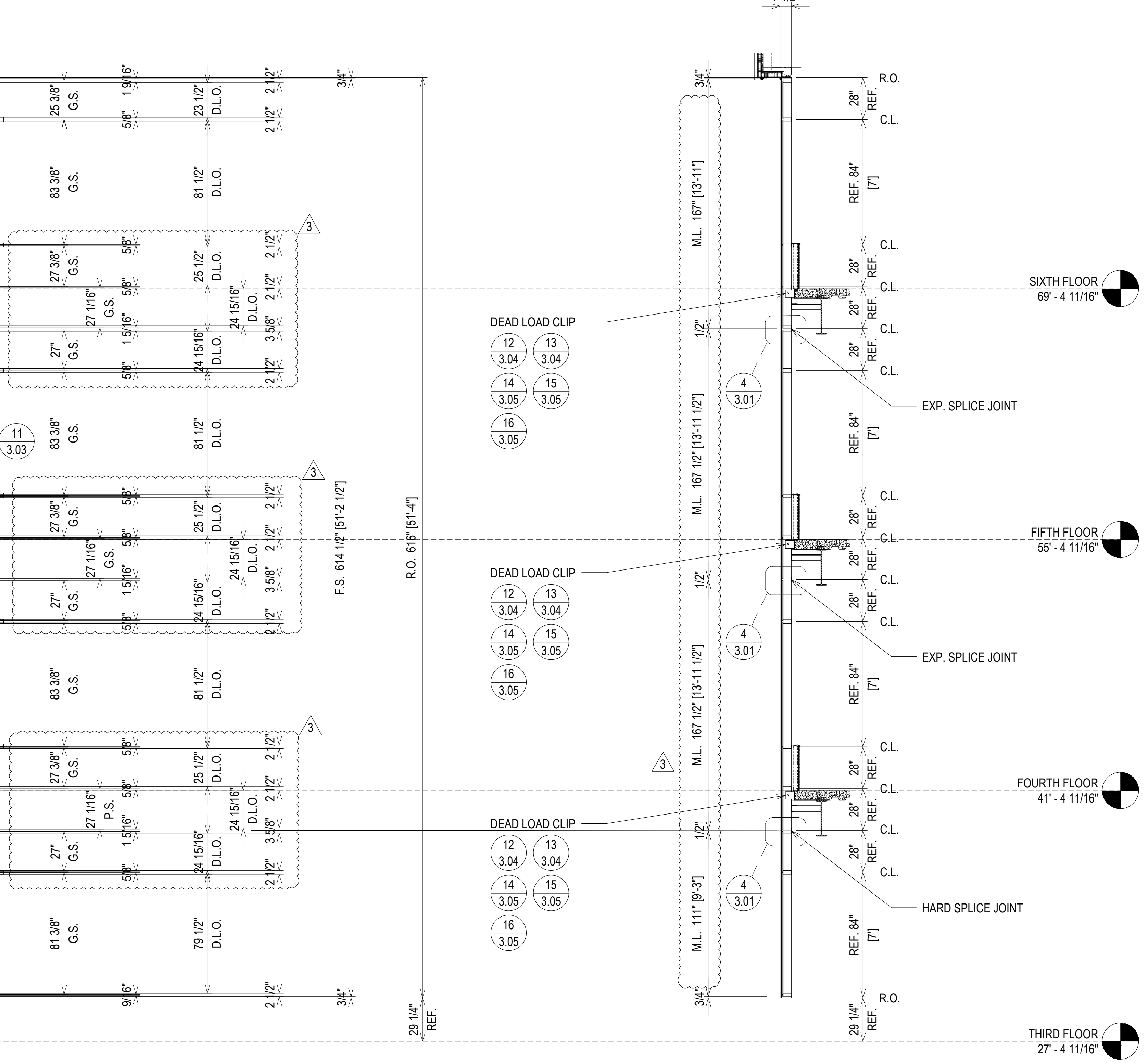
DRAWN BY:	DATE:
RA	05.27.20
CHECKED BY:	DATE:
JO	05.27.20

**2.10**



**ELEVATION CW1**  
 SCALE: 1/4" = 1'-0"  
 KAWNEER 1600 SYS. 1 & 2 - 2 1/2" X 7 1/2"  
 EXTERIOR CURTAIN WALL  
 1" INSULATED GLASS  
 QUANTITY: 1

SEE PAGES 2.12 - 2.22 FOR PLAN VIEWS



- DEAD LOAD CLIP
- 12 3.04
  - 13 3.04
  - 14 3.05
  - 15 3.05
  - 16 3.05

- DEAD LOAD CLIP
- 12 3.04
  - 13 3.04
  - 14 3.05
  - 15 3.05
  - 16 3.05

- DEAD LOAD CLIP
- 12 3.04
  - 13 3.04
  - 14 3.05
  - 15 3.05
  - 16 3.05

ARCH. REF.: 1/A4.4.1  
 ARCH. REF.: 2/A4.4.5  
 ARCH. REF.: 1/A4.4.6

**ERECTOR / G.C. NOTE:**  
 PLEASE FIELD VERIFY ALL DIMENSIONS

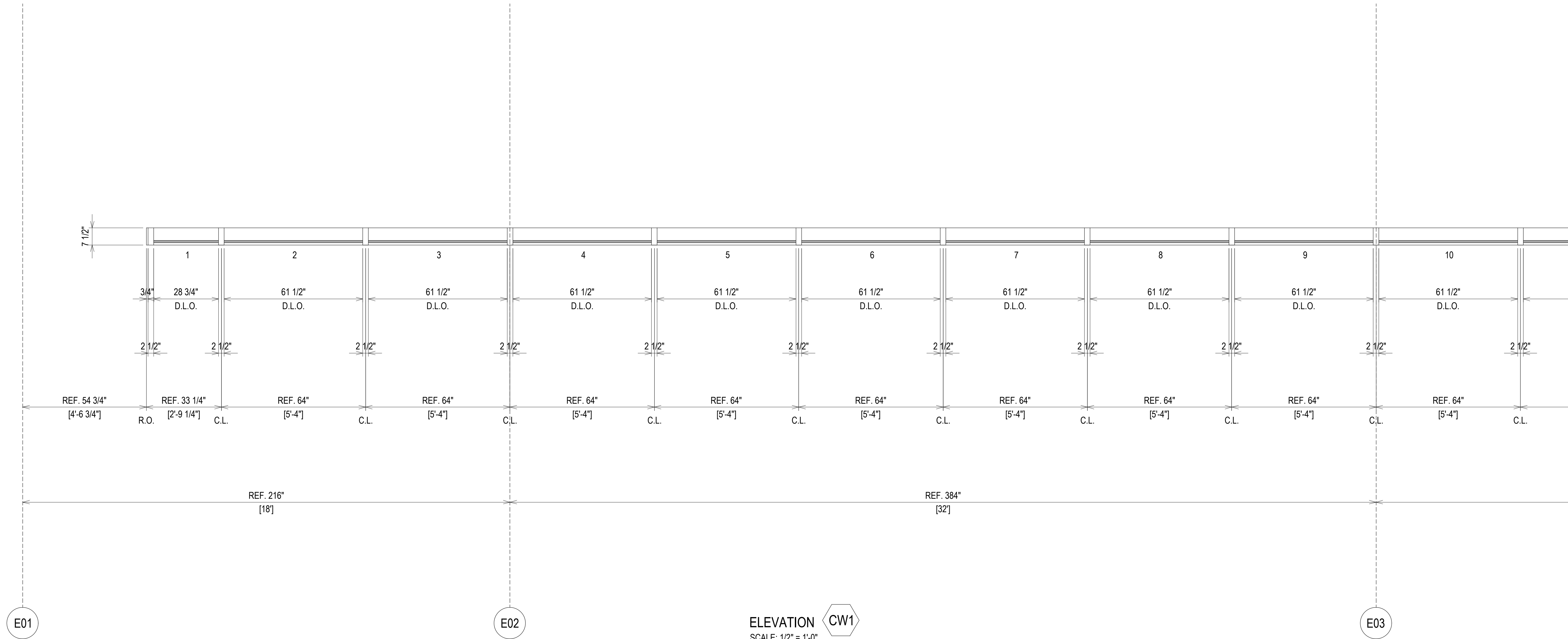
REVISION	DATE	DESCRIPTION	DRAWING	SUBMISSION
1ST REVISION	07.22.20			
2ND REVISION (ENGINEERING)	08.31.20			
3RD REVISION (CW)	09.03.20			
4TH REVISION (RA)	01.19.21			

**PIEDMONT ATHENS REGIONAL  
 MASTER FACILITY PROJECT  
 ATHENS, GA 30606**



**JOB # 19-017**

DATE	DATE
05.27.20	05.27.20
05.27.20	05.27.20




**ELEVATION CW1**  
 SCALE: 1/2" = 1'-0"  
 KAWNEER 1600 SYS. 1 & 2 - 2 1/2" X 7 1/2"  
 EXTERIOR CURTAIN WALL  
 1" INSULATED GLASS  
 QUANTITY: 1

**ERECTOR / G.C. NOTE:**  
 PLEASE FIELD VERIFY ALL DIMENSIONS

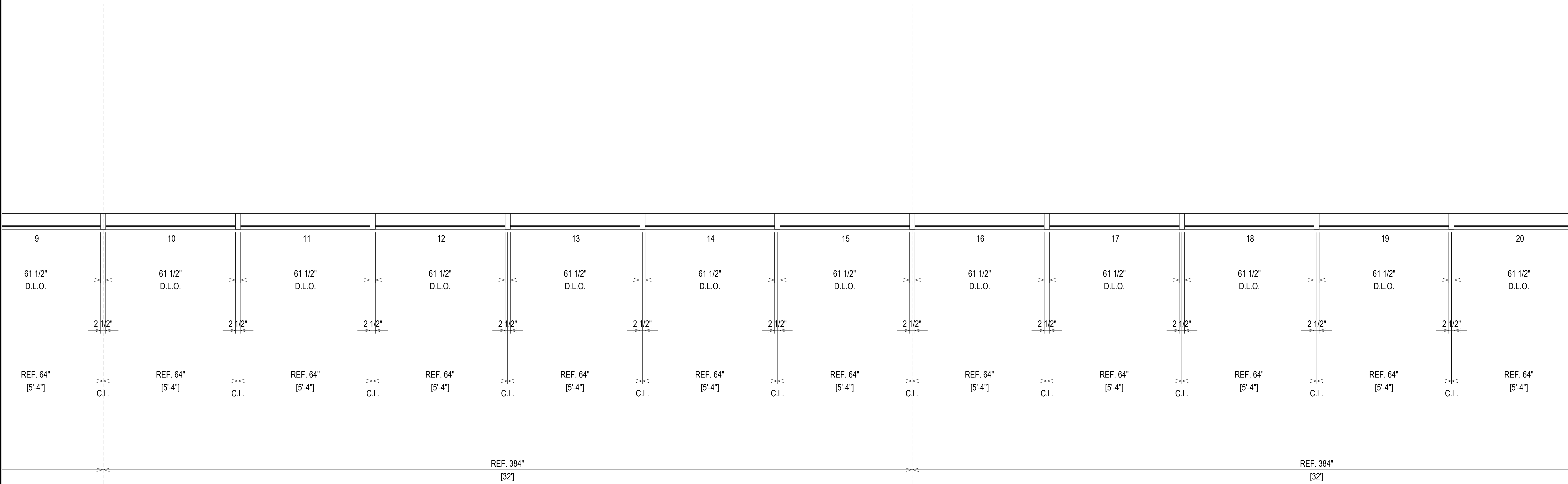
NO	DESCRIPTION	DATE
1	1ST REVISION	07.22.20
2	2ND REVISION (ENGINEERING)	08.31.20
3	3RD REVISION (CW)	09.03.20
4	4TH REVISION (RA)	01.19.21

**PIEDMONT ATHENS REGIONAL  
 MASTER FACILITY PROJECT  
 ATHENS, GA 30606**



**JOB # 19-017**

DRAWN BY:	DATE:
RA	05.27.20
CHECKED BY:	DATE:
JO	05.27.20



E03


E04

ELEVATION CW1  
 SCALE: 1/2" = 1'-0"  
 KAWNEER 1600 SYS. 1 & 2 - 2 1/2" X 7 1/2"  
 EXTERIOR CURTAIN WALL  
 1" INSULATED GLASS  
 QUANTITY: 1

ERECTOR / G.C. NOTE:  
 PLEASE FIELD VERIFY ALL DIMENSIONS

07.22.20	1ST REVISION		
08.31.20	2ND REVISION (ENGINEERING)		
09.03.20	3RD REVISION (CW)		
01.19.21	4TH REVISION (RA)		
	DESCRIPTION	NO	DATE
			DRAWING SUBMISSION

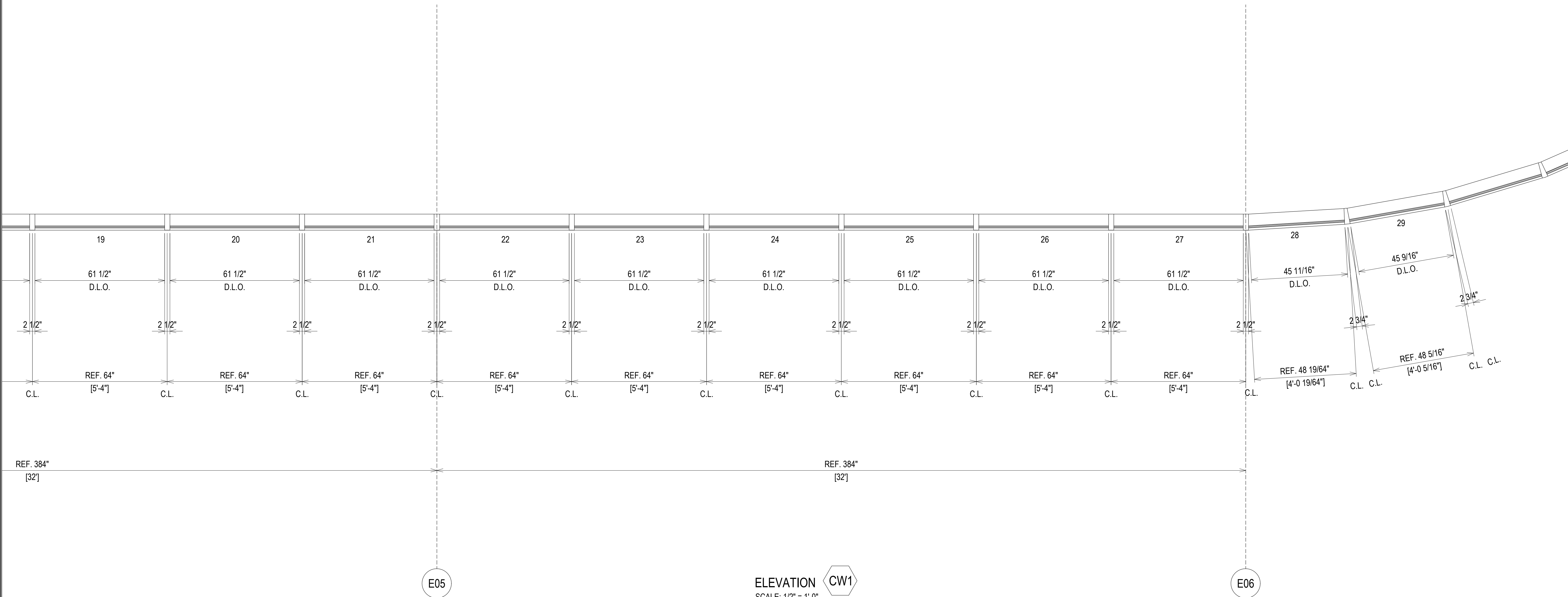
PIEDMONT ATHENS REGIONAL  
 MASTER FACILITY PROJECT  
 ATHENS, GA 30606



JOB # 19-017

DRAWN BY:	DATE:
RA	05.27.20
CHECKED BY:	DATE:
JO	05.27.20


2.13



**ELEVATION CW1**  
 SCALE: 1/2" = 1'-0"  
 KAWNEER 1600 SYS. 1 & 2 - 2 1/2" X 7 1/2"  
 EXTERIOR CURTAIN WALL  
 1" INSULATED GLASS  
 QUANTITY: 1

NO	DATE	DESCRIPTION
1	07.22.20	1ST REVISION
2	08.31.20	2ND REVISION (ENGINEERING)
3	09.03.20	3RD REVISION (CW)
4	01.19.21	4TH REVISION (RA)

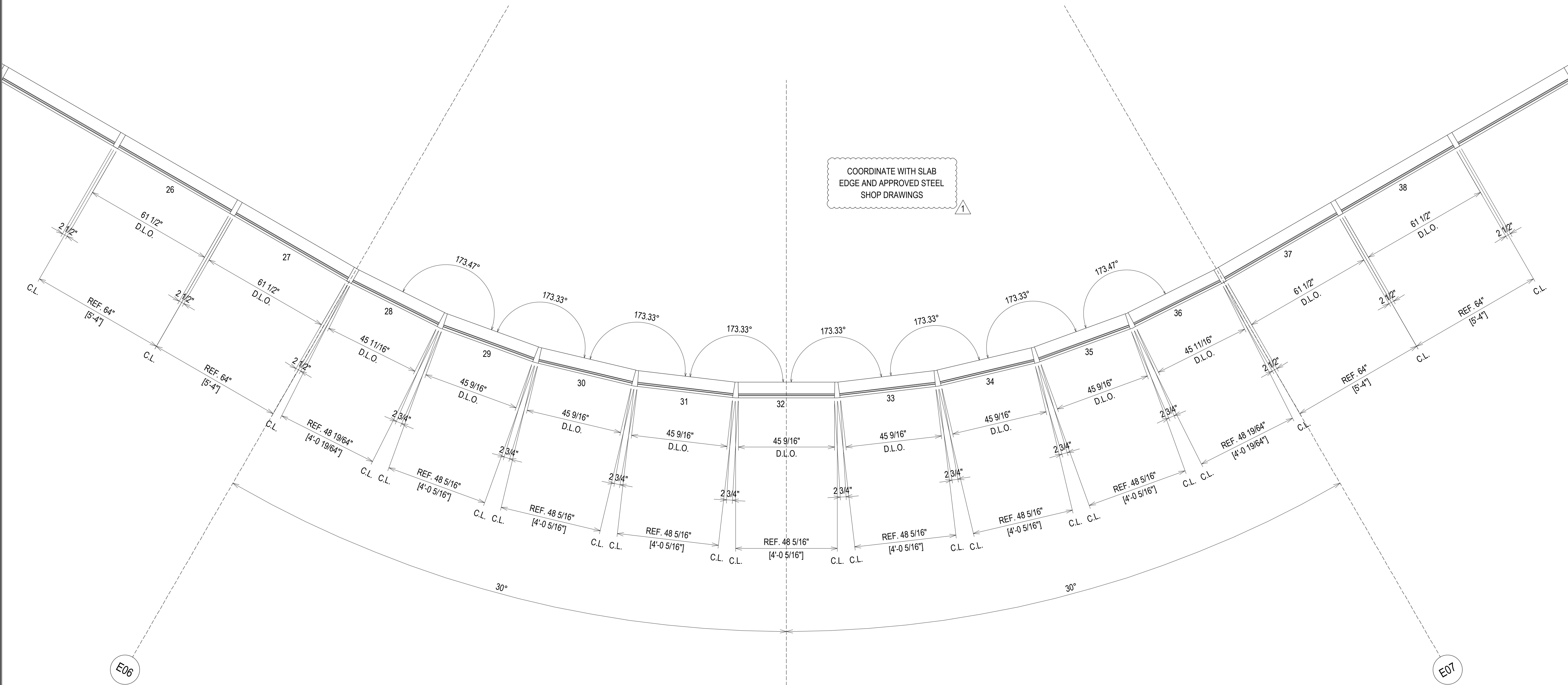
**PIEDMONT ATHENS REGIONAL  
 MASTER FACILITY PROJECT  
 ATHENS, GA 30606**



**JOB # 19-017**

DRAWN BY:	DATE:
RA	05.27.20
CHECKED BY:	DATE:
JO	05.27.20

**ERECTOR / G.C. NOTE:**  
 PLEASE FIELD VERIFY ALL DIMENSIONS



COORDINATE WITH SLAB  
EDGE AND APPROVED STEEL  
SHOP DRAWINGS

ELEVATION CW1  
SCALE: 1/2" = 1'-0"  
KAWNEER 1600 SYS. 1 & 2 - 2 1/2" X 7 1/2"  
EXTERIOR CURTAIN WALL  
1" INSULATED GLASS  
QUANTITY: 1

ERECTOR / G.C. NOTE:  
PLEASE FIELD VERIFY ALL DIMENSIONS

NO	DATE	DESCRIPTION	DRAWING	SUBMISSION
1	07.22.20	1ST REVISION		
2	08.31.20	2ND REVISION (ENGINEERING)		
3	09.03.20	3RD REVISION (CW)		
4	01.19.21	4TH REVISION (RA)		


**PIEDMONT ATHENS REGIONAL  
MASTER FACILITY PROJECT**  
ATHENS, GA 30606

**GRAHAM-HODGE  
ASSOCIATES INC.**

JOB # 19-017

DRAWN BY:	DATE:
RA	05.27.20
CHECKED BY:	DATE:
JO	05.27.20





ELEVATION CW1  
 SCALE: 1/2" = 1'-0"  
 KAWNEER 1600 SYS. 1 & 2 - 2 1/2" X 7 1/2"  
 EXTERIOR CURTAIN WALL  
 1" INSULATED GLASS  
 QUANTITY: 1

E07

E08

ERECTOR / G.C. NOTE:  
 PLEASE FIELD VERIFY ALL DIMENSIONS

NO	DESCRIPTION	DATE
1ST REVISION		07.22.20
2ND REVISION (ENGINEERING)		08.31.20
3RD REVISION (CW)		09.03.20
4TH REVISION (RA)		01.19.21

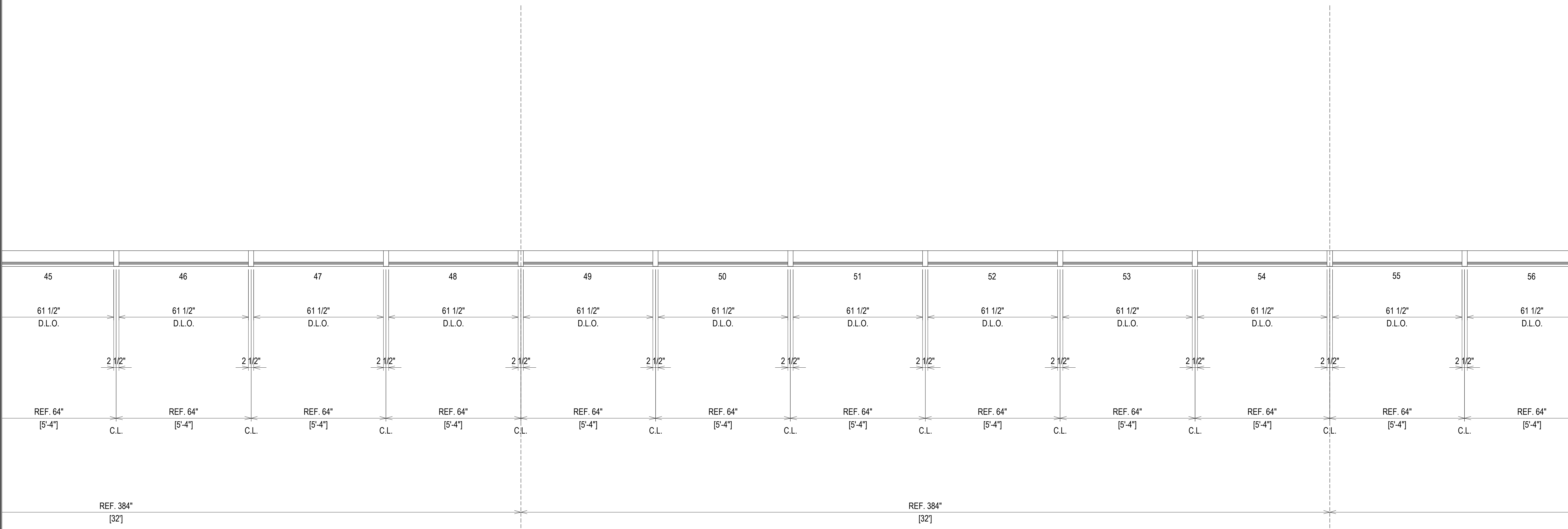
NO	DESCRIPTION	DATE
5TH REVISION - RADIUS (RA)		02.17.21
6TH REVISION - CONNECTOR (RA)		03.31.21
7TH REVISION - CW2 (GF)		04.12.21
8TH REVISION - EXTEND HEAD AND NOTCH (PH)		05.01.22

**GRAHAM-HODGE ASSOCIATES INC.**

**PIEDMONT ATHENS REGIONAL MASTER FACILITY PROJECT**  
 ATHENS, GA 30606

JOB # 19-017

DRAWN BY:	DATE:
RA	05.27.20
CHECKED BY:	DATE:
JO	05.27.20



ELEVATION **CW1**  
 SCALE: 1/2" = 1'-0"  
 KAWNEER 1600 SYS. 1 & 2 - 2 1/2" X 7 1/2"  
 EXTERIOR CURTAIN WALL  
 1" INSULATED GLASS  
 QUANTITY: 1


E09

E10

ERECTOR / G.C. NOTE:  
 PLEASE FIELD VERIFY ALL DIMENSIONS

07.22.20	1ST REVISION	
08.31.20	2ND REVISION (ENGINEERING)	
09.03.20	3RD REVISION (CW)	
01.19.21	4TH REVISION (RA)	
	DESCRIPTION	
		DRAWING SUBMISSION

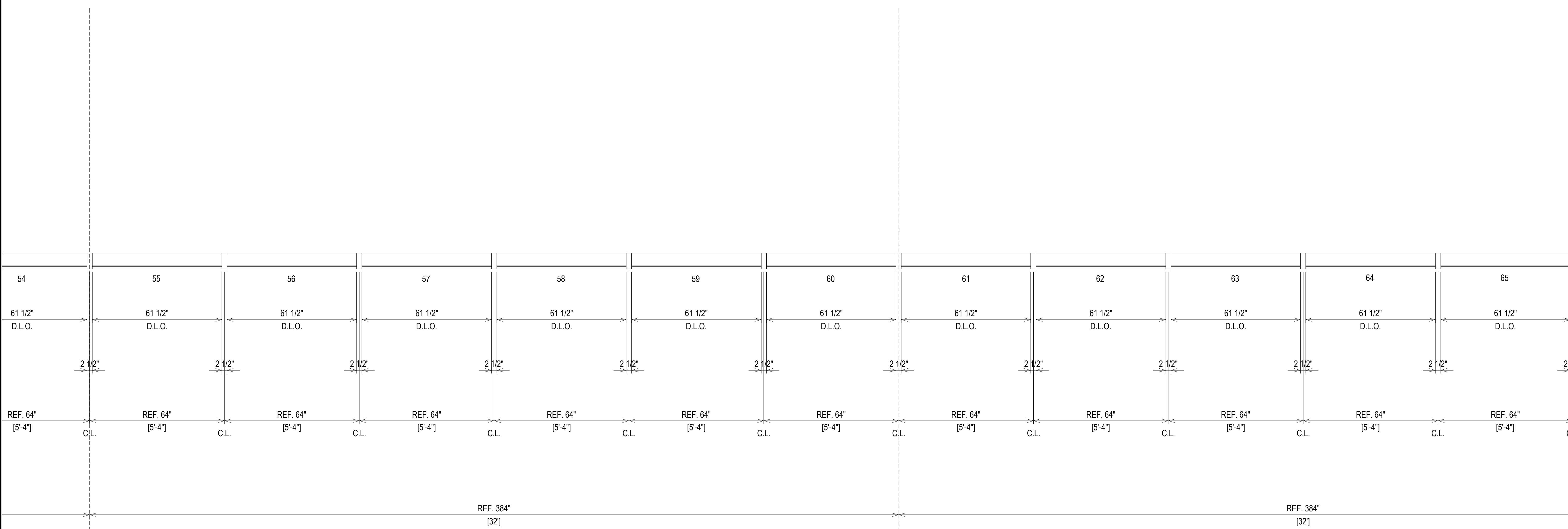
PIEDMONT ATHENS REGIONAL  
 MASTER FACILITY PROJECT  
 ATHENS, GA 30606



JOB # 19-017

DRAWN BY:	DATE:
RA	05.27.20
CHECKED BY:	DATE:
JO	05.27.20

2.17



E10

E11


ELEVATION CW1  
 SCALE: 1/2" = 1'-0"  
 KAWNEER 1600 SYS. 1 & 2 - 2 1/2" X 7 1/2"  
 EXTERIOR CURTAIN WALL  
 1" INSULATED GLASS  
 QUANTITY: 1

ERECTOR / G.C. NOTE:  
 PLEASE FIELD VERIFY ALL DIMENSIONS

07.22.20	1ST REVISION	
08.31.20	2ND REVISION (ENGINEERING)	
09.03.20	3RD REVISION (CW)	
01.19.21	4TH REVISION (RA)	
	DESCRIPTION	NO
		DATE

02.17.21	5TH REVISION - RADIUS (RA)	
03.31.21	6TH REVISION - CONNECTOR (RA)	
04.12.21	7TH REVISION - CW2 (GFS)	
05.01.22	8TH REVISION - EXTEND HEAD AND NOTCH (PH)	
	DESCRIPTION	NO
		DATE

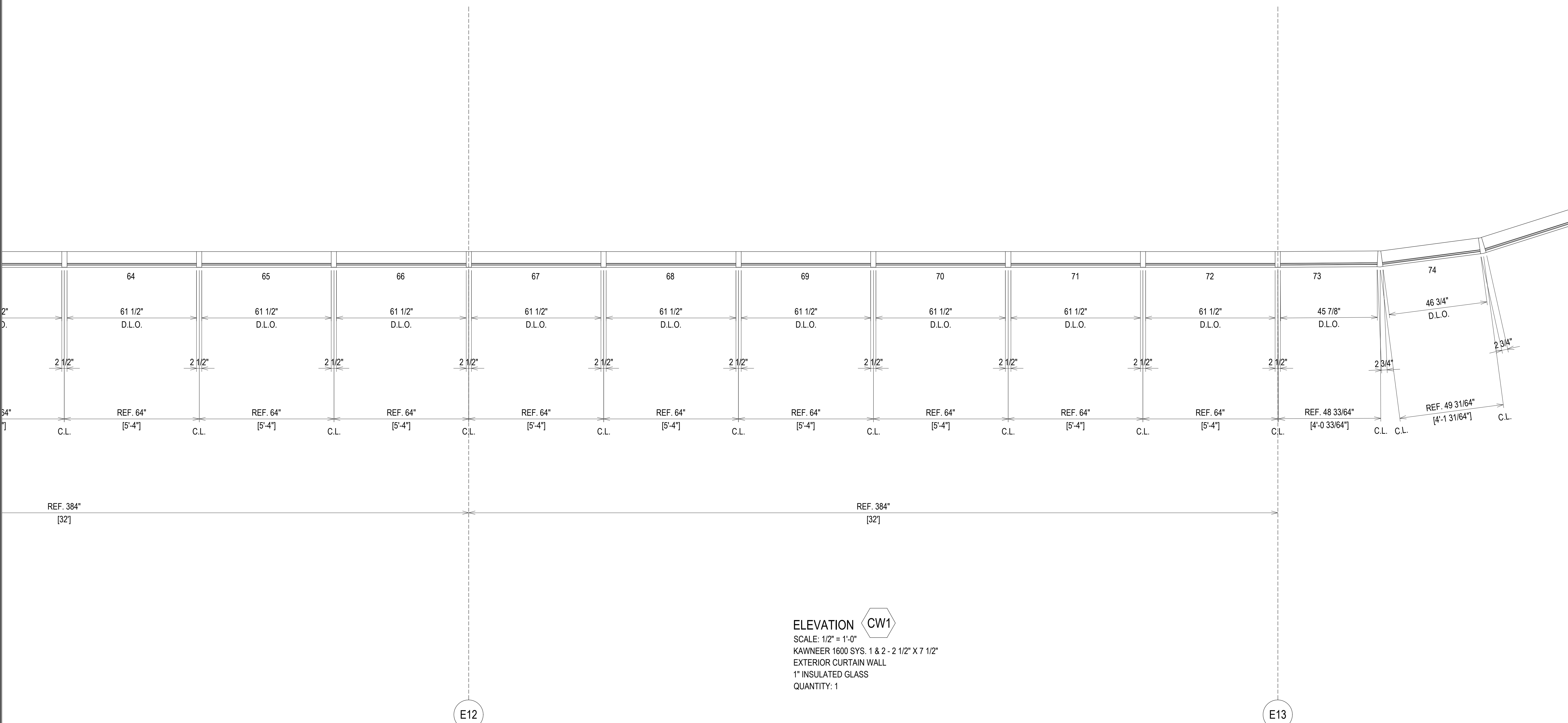
PIEDMONT ATHENS REGIONAL  
 MASTER FACILITY PROJECT  
 ATHENS, GA 30606



JOB # 19-017

DRAWN BY:	DATE:
RA	05.27.20
CHECKED BY:	DATE:
JO	05.27.20

2.18



E12

E13

ELEVATION **CW1**  
 SCALE: 1/2" = 1'-0"  
 KAWNEER 1600 SYS. 1 & 2 - 2 1/2" X 7 1/2"  
 EXTERIOR CURTAIN WALL  
 1" INSULATED GLASS  
 QUANTITY: 1

NO	DESCRIPTION	DATE
1	1ST REVISION	07.22.20
2	2ND REVISION (ENGINEERING)	08.31.20
3	3RD REVISION (CW)	09.03.20
4	4TH REVISION (RA)	01.19.21

NO	DESCRIPTION	DATE
5	5TH REVISION - RADIUS (RA)	02.17.21
6	6TH REVISION - CONNECTOR (RA)	03.31.21
7	7TH REVISION - CW2 (GFS)	04.12.21
8	8TH REVISION - EXTEND HEAD AND NOTCH (PH)	05.01.22

**PIEDMONT ATHENS REGIONAL  
 MASTER FACILITY PROJECT  
 ATHENS, GA 30606**

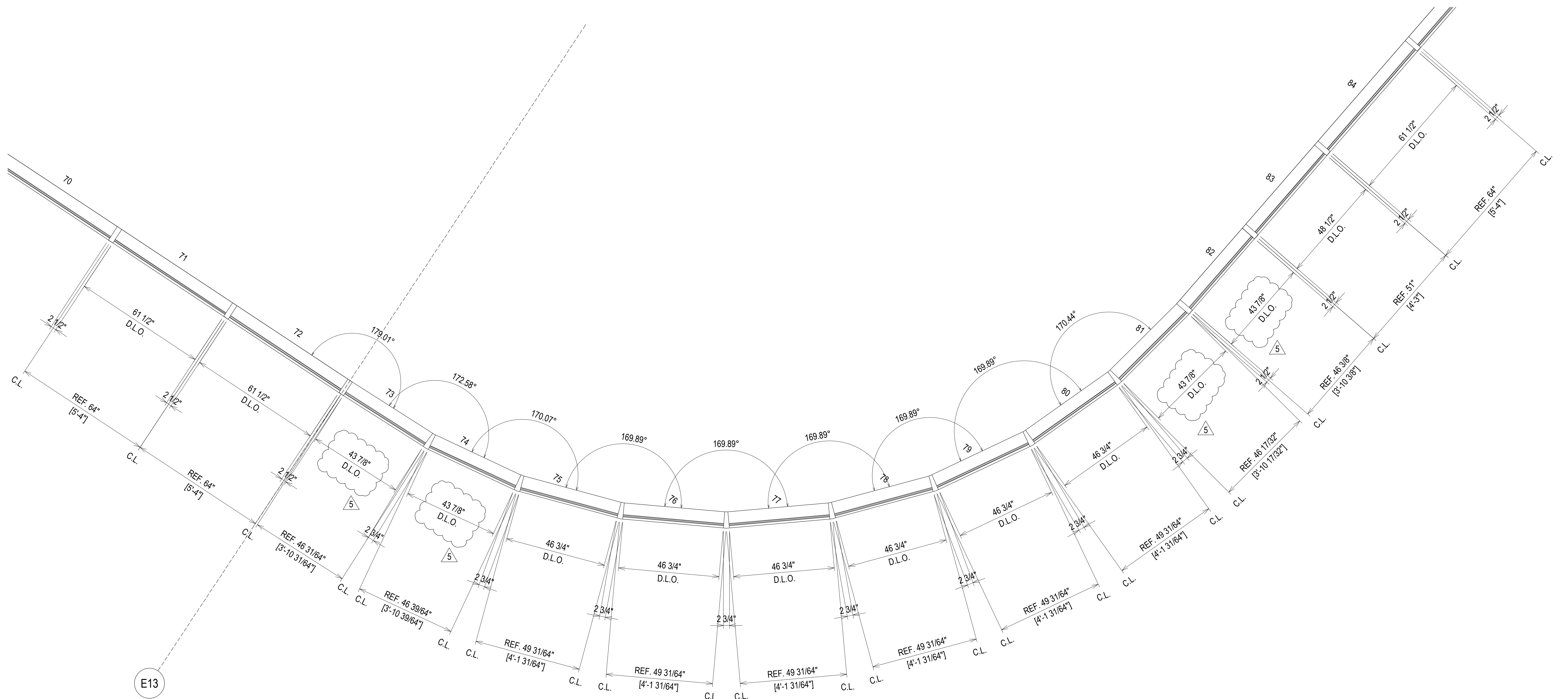
**GRAHAM-HODGE  
 ASSOCIATES INC.**

**JOB # 19-017**

DRAWN BY:	DATE:
RA	05.27.20
CHECKED BY:	DATE:
JO	05.27.20

**2.19**

ERECTOR / G.C. NOTE:  
 PLEASE FIELD VERIFY ALL DIMENSIONS




E13

ELEVATION **CW1**  
 SCALE: 1/2" = 1'-0"  
 KAWNEER 1600 SYS. 1 & 2 - 2 1/2" X 7 1/2"  
 EXTERIOR CURTAIN WALL  
 1" INSULATED GLASS  
 QUANTITY: 1

ERECTOR / G.C. NOTE:  
 PLEASE FIELD VERIFY ALL DIMENSIONS

NO	DATE	DESCRIPTION	DRAWING	SUBMISSION
NO	02.17.21	5TH REVISION - RADIUS (RA)		
NO	03.31.21	6TH REVISION - CONNECTOR (RA)		
NO	04.12.21	7TH REVISION - CW2 (GFS)		
NO	03.01.22	8TH REVISION - EXTEND HEAD AND NOTCH (GH)		
NO	01.19.21	4TH REVISION (RA)		
NO	09.03.20	3RD REVISION (CW)		
NO	08.31.20	2ND REVISION (ENGINEERING)		
NO	07.22.20	1ST REVISION		

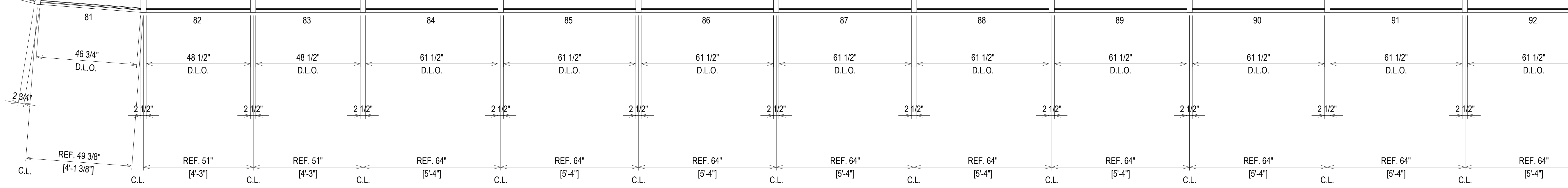
**PIEDMONT ATHENS REGIONAL  
 MASTER FACILITY PROJECT  
 ATHENS, GA 30606**



JOB # 19-017

DRAWN BY:	DATE:
RA	05.27.20
CHECKED BY:	DATE:
JO	05.27.20

**2.20**



ELEVATION CW1  
 SCALE: 1/2" = 1'-0"  
 KAWNEER 1600 SYS. 1 & 2 - 2 1/2" X 7 1/2"  
 EXTERIOR CURTAIN WALL  
 1" INSULATED GLASS  
 QUANTITY: 1

ERECTOR / G.C. NOTE:  
 PLEASE FIELD VERIFY ALL DIMENSIONS

NO	DESCRIPTION	DATE	DATE
1ST REVISION	1ST REVISION	07.22.20	07.22.20
2ND REVISION (ENGINEERING)	2ND REVISION (ENGINEERING)	08.31.20	08.31.20
3RD REVISION (CW)	3RD REVISION (CW)	09.03.20	09.03.20
4TH REVISION (RA)	4TH REVISION (RA)	01.19.21	01.19.21
NO	DESCRIPTION	DATE	DATE
NO	DESCRIPTION	DATE	DATE
NO	DESCRIPTION	DATE	DATE

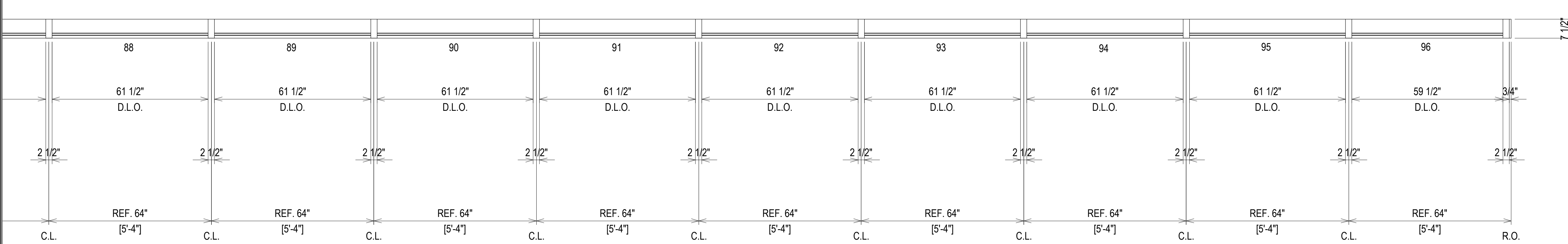
**PIEDMONT ATHENS REGIONAL  
 MASTER FACILITY PROJECT  
 ATHENS, GA 30606**



JOB # 19-017

DRAWN BY:	DATE:
RA	05.27.20
CHECKED BY:	DATE:
JO	05.27.20


**2.21**



ELEVATION CW1  
 SCALE: 1/2" = 1'-0"  
 KAWNEER 1600 SYS. 1 & 2 - 2 1/2" X 7 1/2"  
 EXTERIOR CURTAIN WALL  
 1" INSULATED GLASS  
 QUANTITY: 1

02.17.21	07.22.20	1ST REVISION	
03.31.21	08.31.20	2ND REVISION (ENGINEERING)	
04.12.21	09.03.20	3RD REVISION (CW)	
03.01.22	01.19.21	4TH REVISION (RA)	
NO	NO	DESCRIPTION	DATE
DRAWING SUBMISSION		DRAWING SUBMISSION	

**PIEDMONT ATHENS REGIONAL  
 MASTER FACILITY PROJECT  
 ATHENS, GA 30606**



JOB # 19-017

DRAWN BY:	DATE:
RA	05.27.20
CHECKED BY:	DATE:
JO	05.27.20

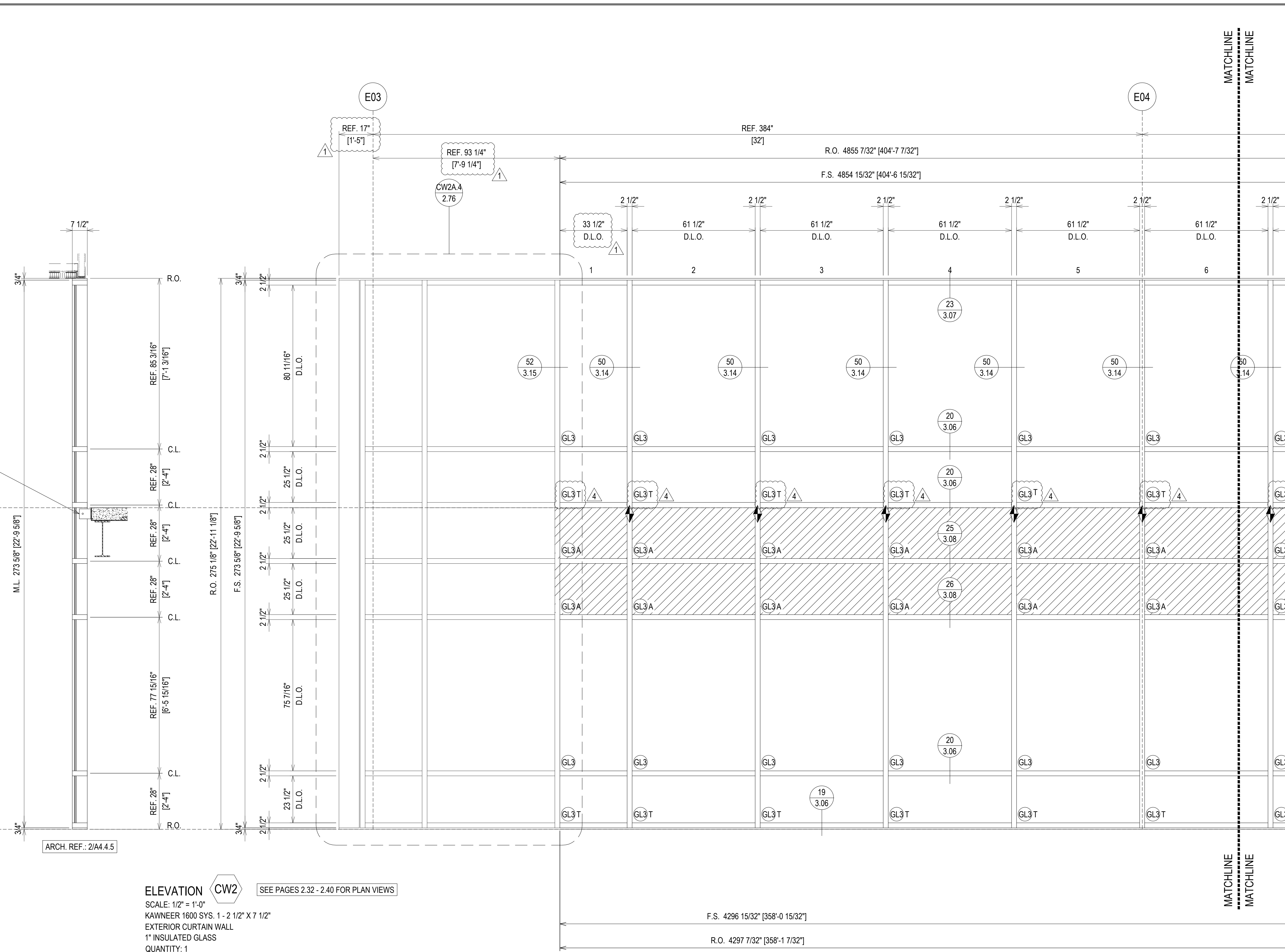
ERECTOR / G.C. NOTE:  
 PLEASE FIELD VERIFY ALL DIMENSIONS

SECOND FLOOR  
13' - 4 11/16"

WIND LOAD CLIP

99 3.24	109 3.27
110 3.27	111 3.27
112 3.27	113 3.28
114 3.28	115 3.28
116 3.28	

FIRST FLOOR  
0' - 0"



**ELEVATION** CW2  
SCALE: 1/2" = 1'-0"  
KAWNEER 1600 SYS. 1 - 2 1/2" X 7 1/2"  
EXTERIOR CURTAIN WALL  
1" INSULATED GLASS  
QUANTITY: 1

SEE PAGES 2.32 - 2.40 FOR PLAN VIEWS

ERECTOR / G.C. NOTE:  
PLEASE FIELD VERIFY ALL DIMENSIONS

02.17.21	07.22.20	1ST REVISION	DATE
03.31.21	08.31.20	2ND REVISION (ENGINEERING)	DATE
04.12.21	09.03.20	3RD REVISION (CW)	DATE
03.01.22	01.19.21	4TH REVISION (RA)	DATE
NO	NO	DESCRIPTION	DATE
NO	NO	DESCRIPTION	DATE

PIEDMONT ATHENS REGIONAL  
MASTER FACILITY PROJECT  
ATHENS, GA 30606

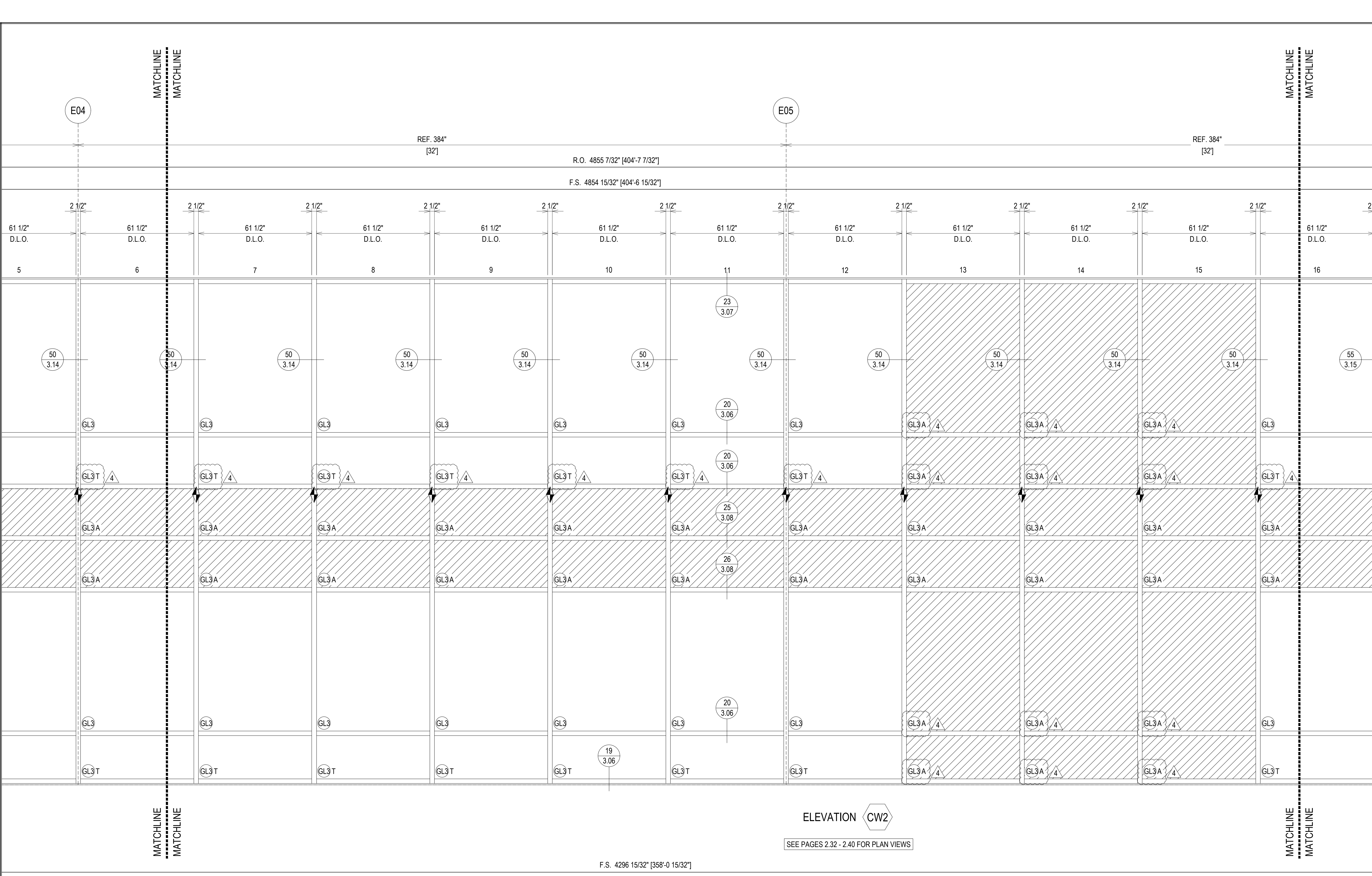
GRAHAM-HODGE  
ASSOCIATES INC.

JOB # 19-017

DATE: 05.27.20  
DATE: 05.27.20

2.23





ELEVATION CW2

SEE PAGES 2.32 - 2.40 FOR PLAN VIEWS


F.S. 4296 15/32" [358-0 15/32"]

R.O. 4297 7/32" [358-1 7/32"]

ERECTOR / G.C. NOTE:  
PLEASE FIELD VERIFY ALL DIMENSIONS

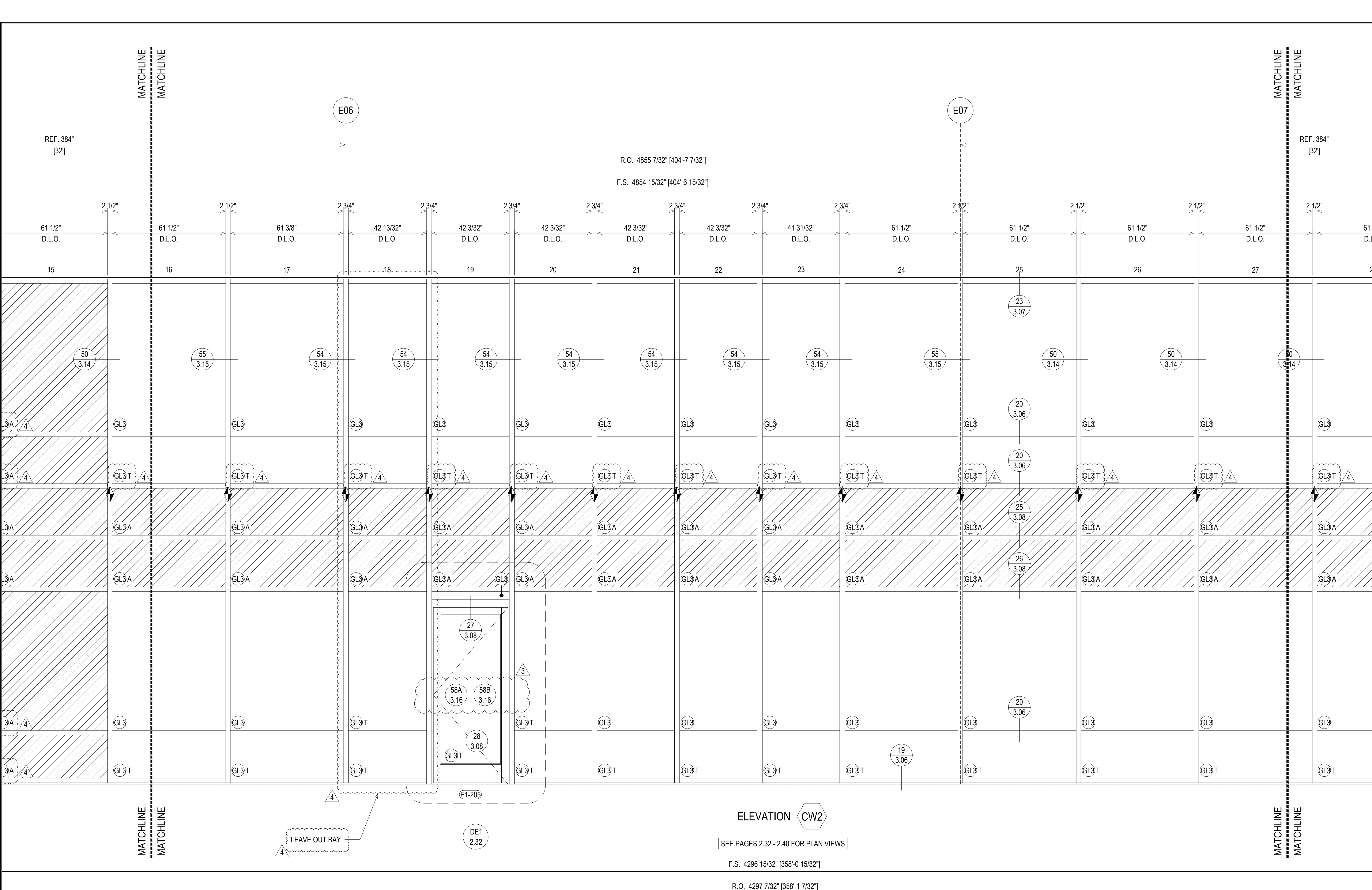
07.22.20	1ST REVISION	
08.31.20	2ND REVISION (ENGINEERING)	
09.03.20	3RD REVISION (CW)	
01.19.21	4TH REVISION (RA)	
	DESCRIPTION	
	DRAWING	SUBMISSION

PIEDMONT ATHENS REGIONAL  
MASTER FACILITY PROJECT  
ATHENS, GA 30606



JOB # 19-017

DRAWN BY:	DATE:
RA	05.27.20
CHECKED BY:	DATE:
JO	05.27.20



REF. 384"  
[32']

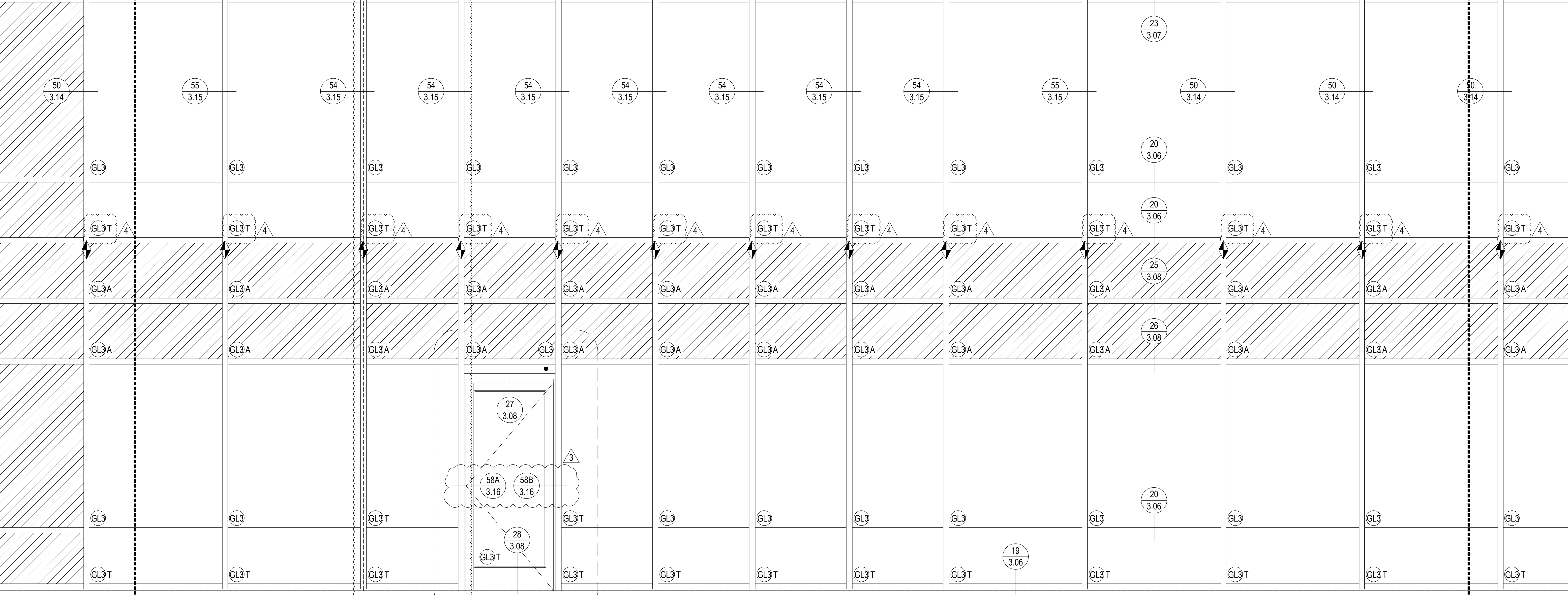
REF. 384"  
[32']

R.O. 4855 7/32" [404'-7 7/32"]

F.S. 4854 15/32" [404'-6 15/32"]

61 1/2" D.L.O. 2 1/2" 61 1/2" D.L.O. 2 1/2" 61 3/8" D.L.O. 2 3/4" 42 13/32" D.L.O. 2 3/4" 42 3/32" D.L.O. 2 3/4" 42 3/32" D.L.O. 2 3/4" 42 3/32" D.L.O. 2 3/4" 42 3/32" D.L.O. 2 3/4" 41 31/32" D.L.O. 2 3/4" 61 1/2" D.L.O. 2 1/2" 61 1/2" D.L.O. 2 1/2" 61 1/2" D.L.O. 2 1/2" 61 1/2" D.L.O. 2 1/2" 61 1/2" D.L.O. 2 1/2" 61 1/2" D.L.O.

15 16 17 18 19 20 21 22 23 24 25 26 27 28



ELEVATION CW2

SEE PAGES 2.32 - 2.40 FOR PLAN VIEWS

F.S. 4296 15/32" [358'-0 15/32"]

R.O. 4297 7/32" [358'-1 7/32"]

ERECTOR / G.C. NOTE:  
PLEASE FIELD VERIFY ALL DIMENSIONS

07.22.20	1ST REVISION			
08.31.20	2ND REVISION (ENGINEERING)			
09.03.20	3RD REVISION (CW)			
01.19.21	4TH REVISION (RA)			
	DESCRIPTION			DATE
	DRAWING			SUBMISSION

02.17.21	5TH REVISION - RADIUS (RA)			
03.31.21	6TH REVISION - CONNECTOR (RA)			
04.02.21	7TH REVISION - CW2 (GF)			
03.01.22	8TH REVISION - EXTEND HEAD AND NOTCH (PH)			
	DESCRIPTION			DATE
	DRAWING			SUBMISSION

**PIEDMONT ATHENS REGIONAL  
MASTER FACILITY PROJECT  
ATHENS, GA 30606**

**GRAHAM-HODGE  
ASSOCIATES INC.**

**JOB # 19-017**

DRAWN BY:	DATE:
RA	05.27.20
CHECKED BY:	DATE:
JO	05.27.20

**2.25**

MATCHLINE  
MATCHLINE

MATCHLINE  
MATCHLINE

MATCHLINE  
MATCHLINE

MATCHLINE  
MATCHLINE

REF. 384"  
[32']

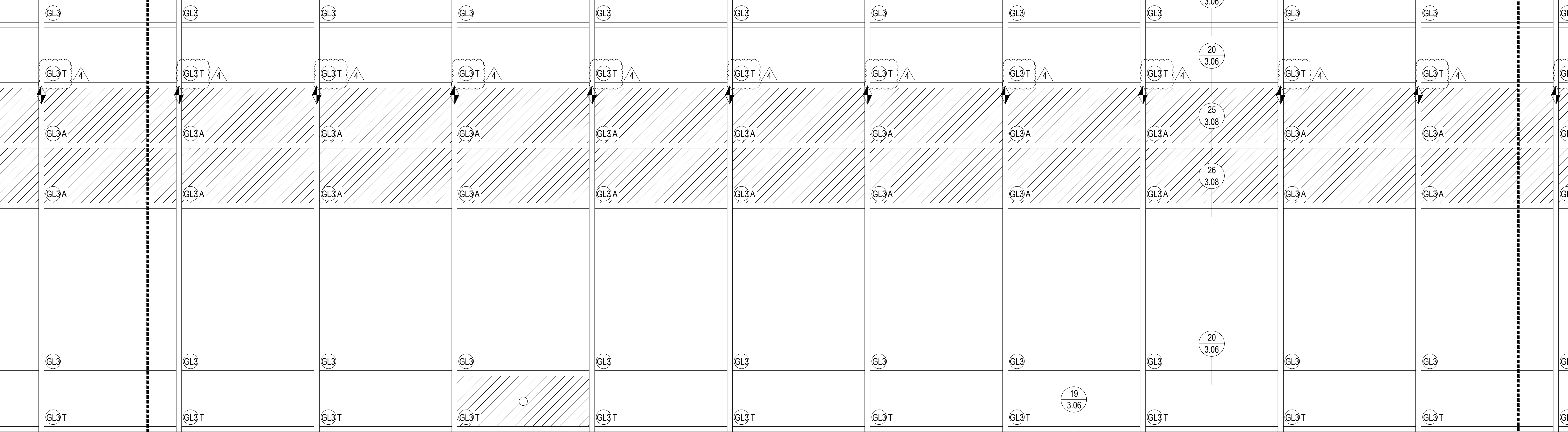
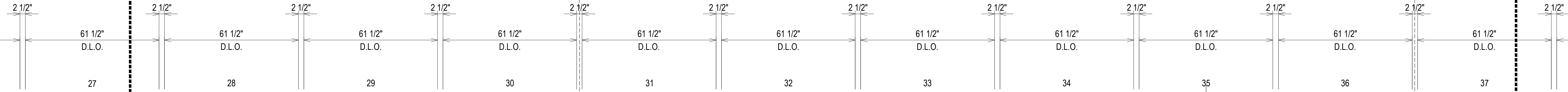
REF. 384"  
[32']

E08

E09

R.O. 4855 7/32" [404'-7 7/32"]

F.S. 4854 15/32" [404'-6 15/32"]



ELEVATION CW2

SEE PAGES 2.32 - 2.40 FOR PLAN VIEWS

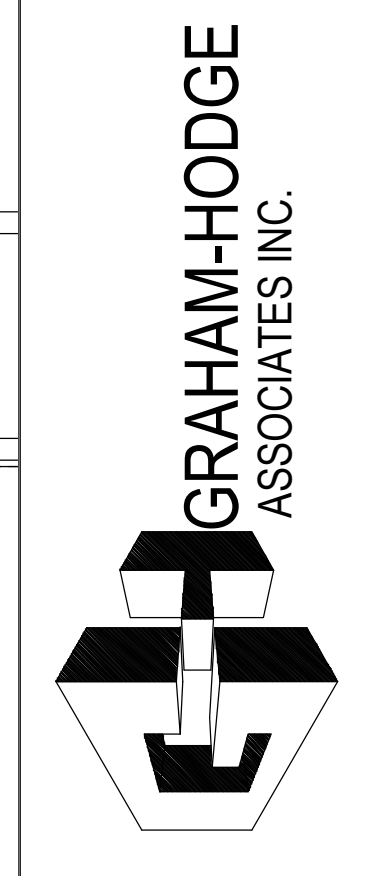
F.S. 4296 15/32" [358'-0 15/32"]

R.O. 4297 7/32" [358'-1 7/32"]

ERECTOR / G.C. NOTE:  
PLEASE FIELD VERIFY ALL DIMENSIONS

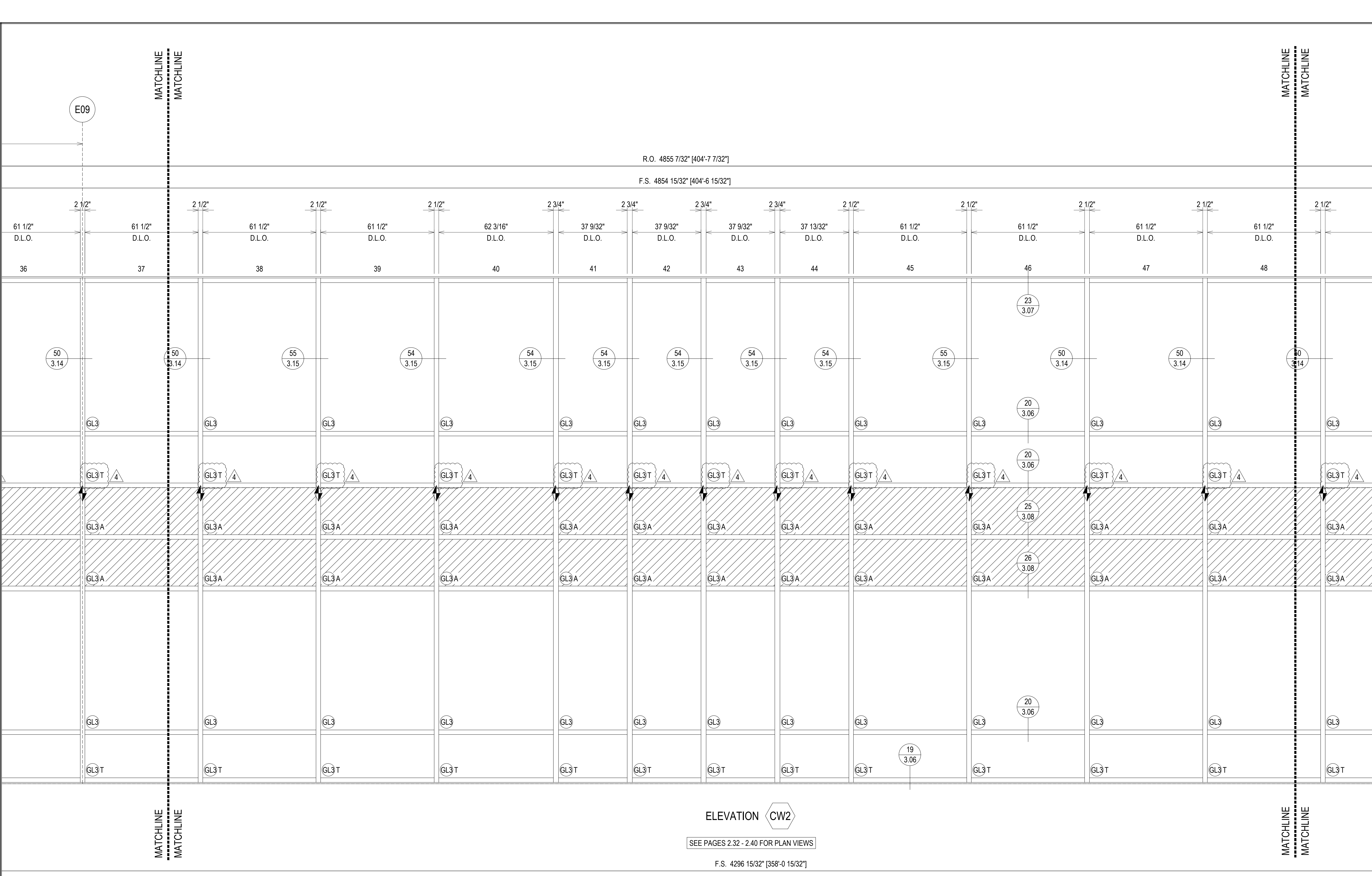
07.22.20	1ST REVISION		
08.31.20	2ND REVISION (ENGINEERING)		
09.03.20	3RD REVISION (CW)		
01.19.21	4TH REVISION (RA)		
	DESCRIPTION		DATE
	DRAWING		SUBMISSION

PIEDMONT ATHENS REGIONAL  
MASTER FACILITY PROJECT  
ATHENS, GA 30606



JOB # 19-017

DRAWN BY:	DATE:
RA	05.27.20
CHECKED BY:	DATE:
JO	05.27.20



R.O. 4855 7/32" [404'-7 7/32"]  
 F.S. 4854 15/32" [404'-6 15/32"]

ELEVATION CW2

SEE PAGES 2.32 - 2.40 FOR PLAN VIEWS

F.S. 4296 15/32" [358'-0 15/32"]

R.O. 4297 7/32" [358'-1 7/32"]

ERECTOR / G.C. NOTE:  
 PLEASE FIELD VERIFY ALL DIMENSIONS

07.22.20	1ST REVISION			
08.31.20	2ND REVISION (ENGINEERING)			
09.03.20	3RD REVISION (CW)			
01.19.21	4TH REVISION (RA)			
	DESCRIPTION			DATE
	DRAWING			SUBMISSION

02.17.21	5TH REVISION - RADIUS (RA)			
03.31.21	6TH REVISION - CONNECTOR (RA)			
04.02.21	7TH REVISION - CW2 (GFS)			
03.31.22	8TH REVISION - EXTEND HEAD AND NOTCH (PH)			
	DESCRIPTION			DATE
	DRAWING			SUBMISSION

**PIEDMONT ATHENS REGIONAL  
 MASTER FACILITY PROJECT  
 ATHENS, GA 30606**


**GRAHAM-HODGE  
 ASSOCIATES INC.**

**JOB # 19-017**

DRAWN BY:	DATE:
RA	05.27.20
CHECKED BY:	DATE:
JO	05.27.20

**2.27**



MATCHLINE  
MATCHLINE

MATCHLINE  
MATCHLINE

MATCHLINE  
MATCHLINE

MATCHLINE  
MATCHLINE

R.O. 4855 7/32" [404'-7 7/32"]

F.S. 4854 15/32" [404'-6 15/32"]

ELEVATION CW2

SEE PAGES 2.32 - 2.40 FOR PLAN VIEWS

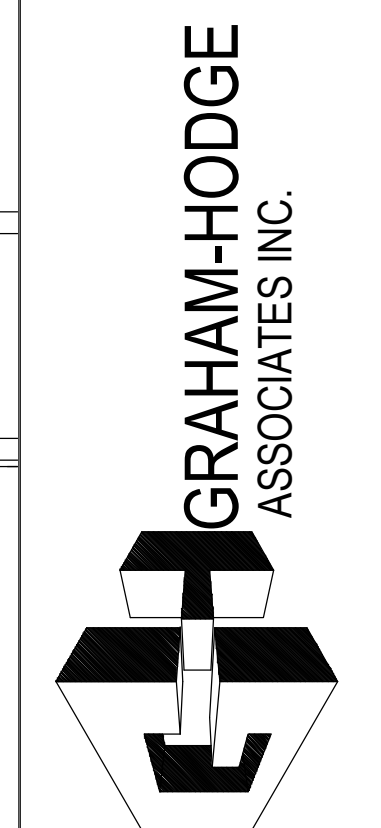
F.S. 4296 15/32" [358'-0 15/32"]

R.O. 4297 7/32" [358'-1 7/32"]

ERECTOR / G.C. NOTE:  
PLEASE FIELD VERIFY ALL DIMENSIONS

NO	DATE	DESCRIPTION
1	02.17.21	5TH REVISION - RADIUS (RA)
2	03.31.21	6TH REVISION - CONNECTOR (RA)
3	04.12.21	7TH REVISION - CW2 (GF)
4	03.01.22	8TH REVISION - EXTEND HEAD AND NOTCH (PH)

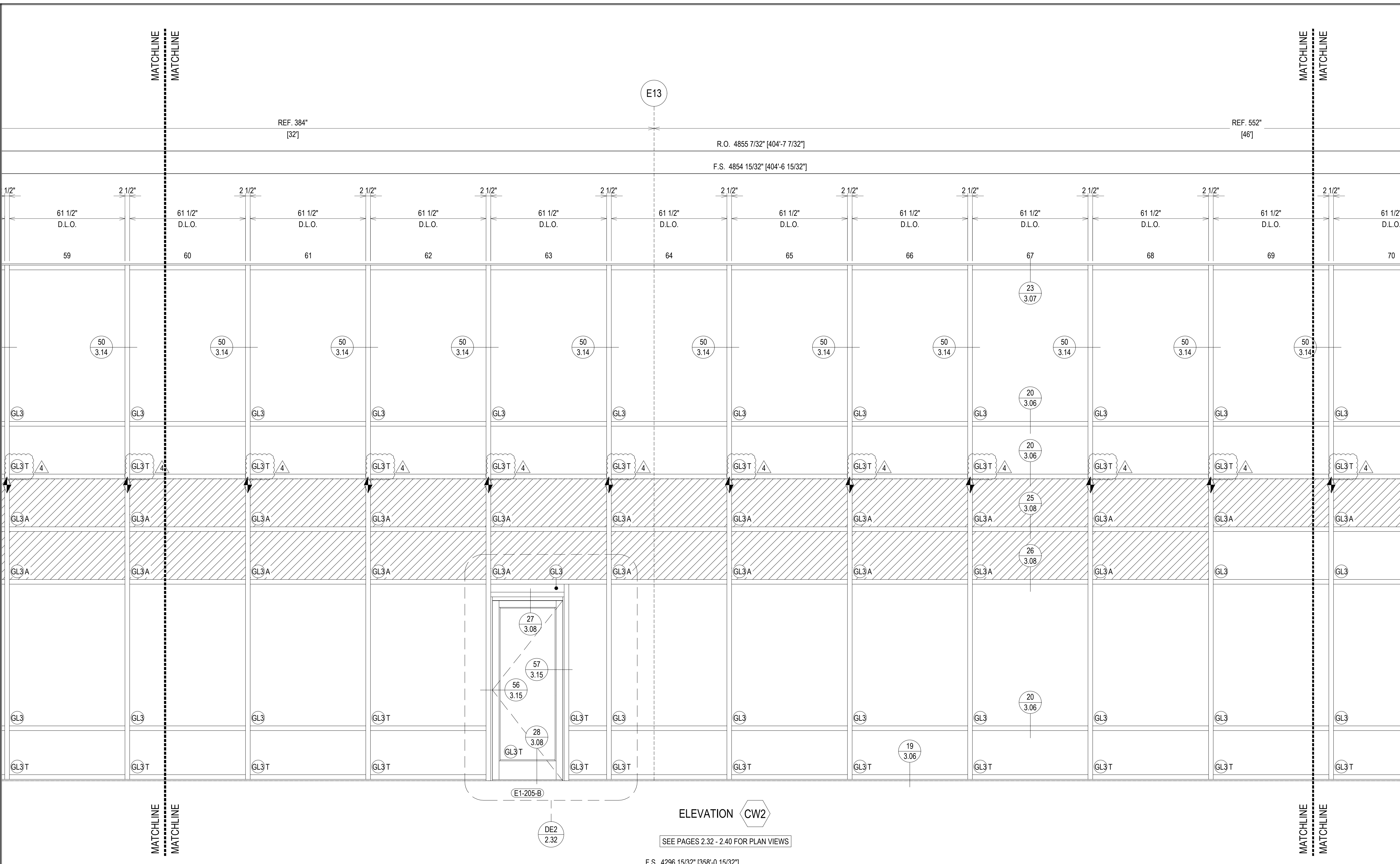
PIEDMONT ATHENS REGIONAL  
MASTER FACILITY PROJECT  
ATHENS, GA 30606



JOB # 19-017

DRAWN BY:	DATE:
RA	05.27.20
CHECKED BY:	DATE:
JO	05.27.20

2.28



E13

REF. 384"  
[32]

REF. 552"  
[46]

R.O. 4855 7/32" [404'-7 7/32"]

F.S. 4854 15/32" [404'-6 15/32"]

61 1/2" D.L.O. 61 1/2" D.L.O. 61 1/2" D.L.O. 61 1/2" D.L.O. 61 1/2" D.L.O. 61 1/2" D.L.O. 61 1/2" D.L.O. 61 1/2" D.L.O. 61 1/2" D.L.O. 61 1/2" D.L.O. 61 1/2" D.L.O. 61 1/2" D.L.O. 61 1/2" D.L.O. 61 1/2" D.L.O. 61 1/2" D.L.O. 61 1/2" D.L.O.

59 60 61 62 63 64 65 66 67 68 69 70

50 3.14 50 3.14 50 3.14 50 3.14 50 3.14 50 3.14 50 3.14 50 3.14 50 3.14 50 3.14 50 3.14 50 3.14 50 3.14 50 3.14

GL3 GL3 GL3 GL3 GL3 GL3 GL3 GL3 GL3 GL3 GL3 GL3 GL3 GL3 GL3 GL3 GL3 GL3 GL3 GL3

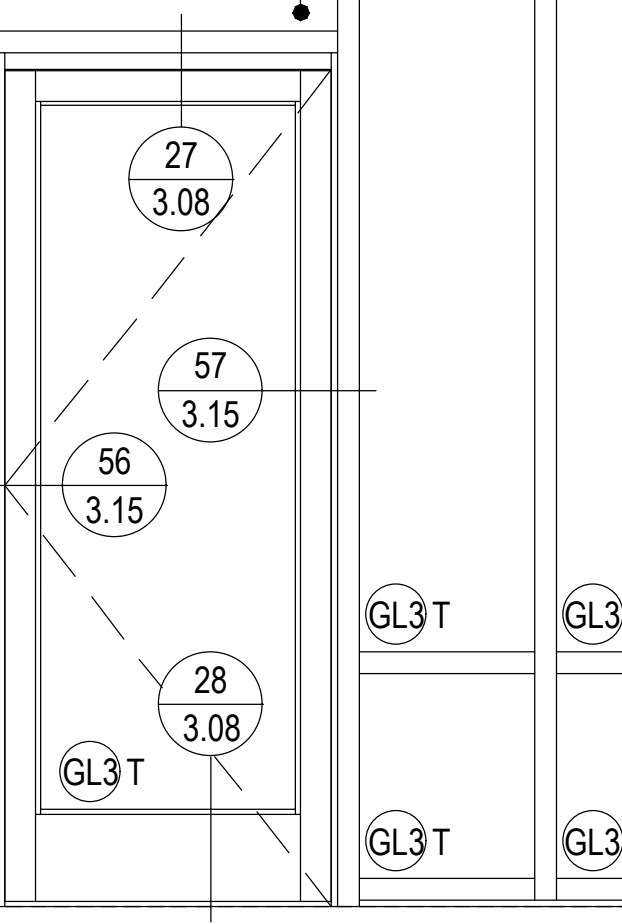
GL3T 4 GL3T 4 GL3T 4 GL3T 4 GL3T 4 GL3T 4 GL3T 4 GL3T 4 GL3T 4 GL3T 4 GL3T 4 GL3T 4 GL3T 4 GL3T 4 GL3T 4 GL3T 4 GL3T 4 GL3T 4 GL3T 4 GL3T 4

GL3A GL3A

GL3A GL3A

GL3 GL3 GL3 GL3 GL3 GL3 GL3 GL3 GL3 GL3 GL3 GL3 GL3 GL3 GL3 GL3 GL3 GL3 GL3 GL3

GL3T GL3T



E1-205-B

DE2  
2.32

ELEVATION CW2

SEE PAGES 2.32 - 2.40 FOR PLAN VIEWS

F.S. 4296 15/32" [358'-0 15/32"]

R.O. 4297 7/32" [358'-1 7/32"]

ERECTOR / G.C. NOTE:  
PLEASE FIELD VERIFY ALL DIMENSIONS

07.22.20	1ST REVISION		
08.31.20	2ND REVISION (ENGINEERING)		
09.03.20	3RD REVISION (CW)		
01.19.21	4TH REVISION (RA)		
DATE	DESCRIPTION	NO	DATE
	DRAWING SUBMISSION		

02.17.21 5TH REVISION - RADIUS (RA)  
 03.31.21 6TH REVISION - CONNECTOR (RA)  
 04.12.21 7TH REVISION - CW2 (GF)  
 03.01.22 8TH REVISION - EXTEND HEAD AND NOTCH (PH)

DATE DESCRIPTION NO DATE DESCRIPTION NO  
 DRAWING SUBMISSION DRAWING SUBMISSION

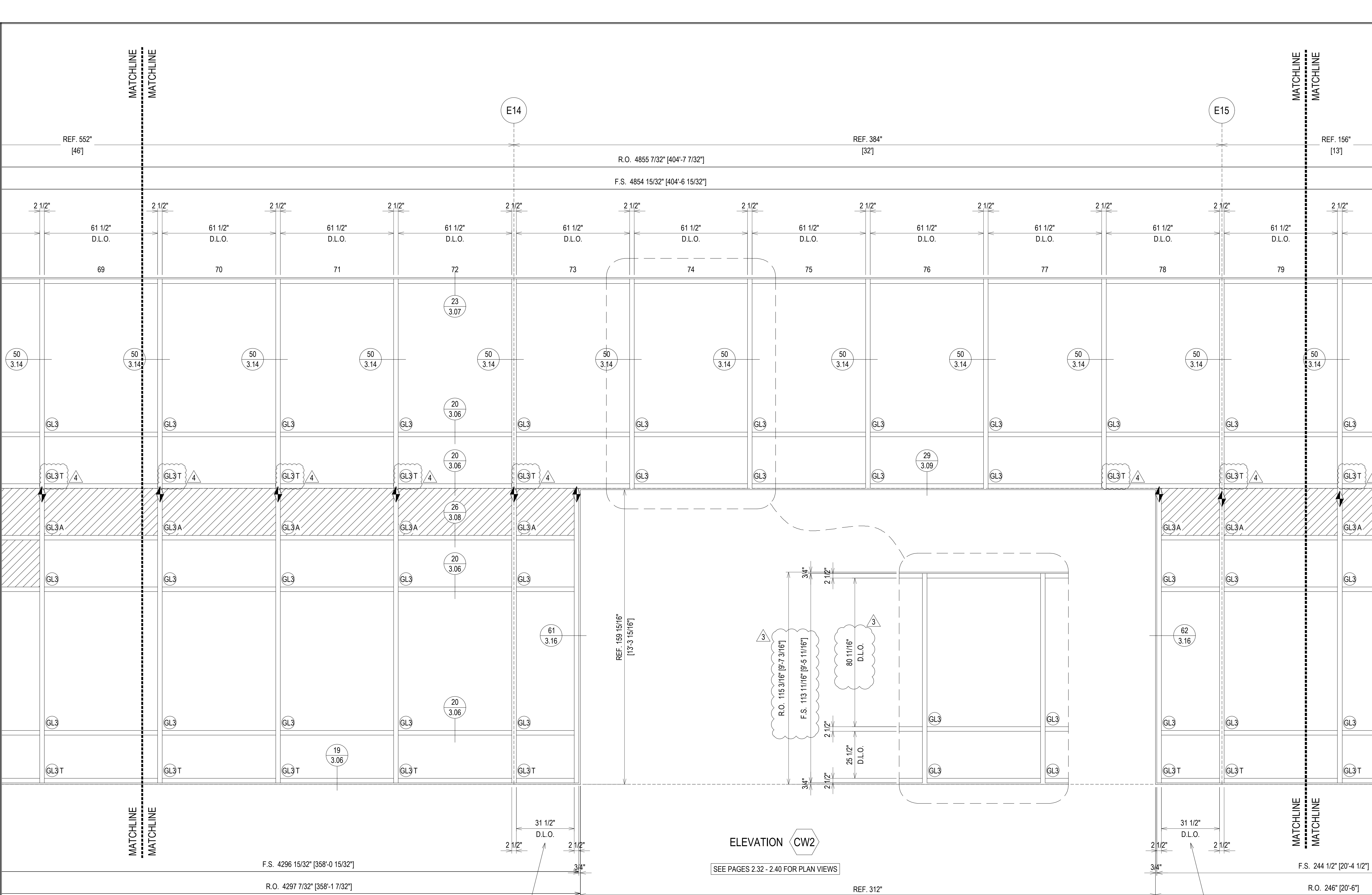
**PIEDMONT ATHENS REGIONAL  
 MASTER FACILITY PROJECT  
 ATHENS, GA 30606**

**GRAHAM-HODGE  
 ASSOCIATES INC.**

**JOB # 19-017**

DRAWN BY:	DATE:
RA	05.27.20
CHECKED BY:	DATE:
JO	05.27.20

**2.29**



ELEVATION CW2

SEE PAGES 2.32 - 2.40 FOR PLAN VIEWS

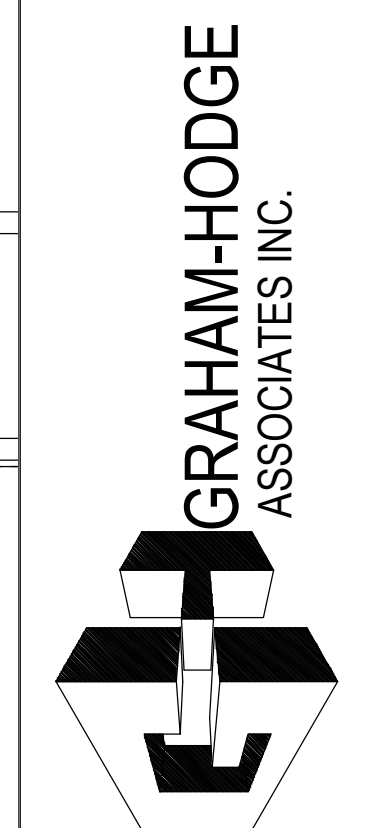
ERECTOR / G.C. NOTE:  
PLEASE FIELD VERIFY ALL DIMENSIONS

COORDINATE W/ METAL  
PANEL SHOP DRAWINGS

COORDINATE W/ METAL  
PANEL SHOP DRAWINGS

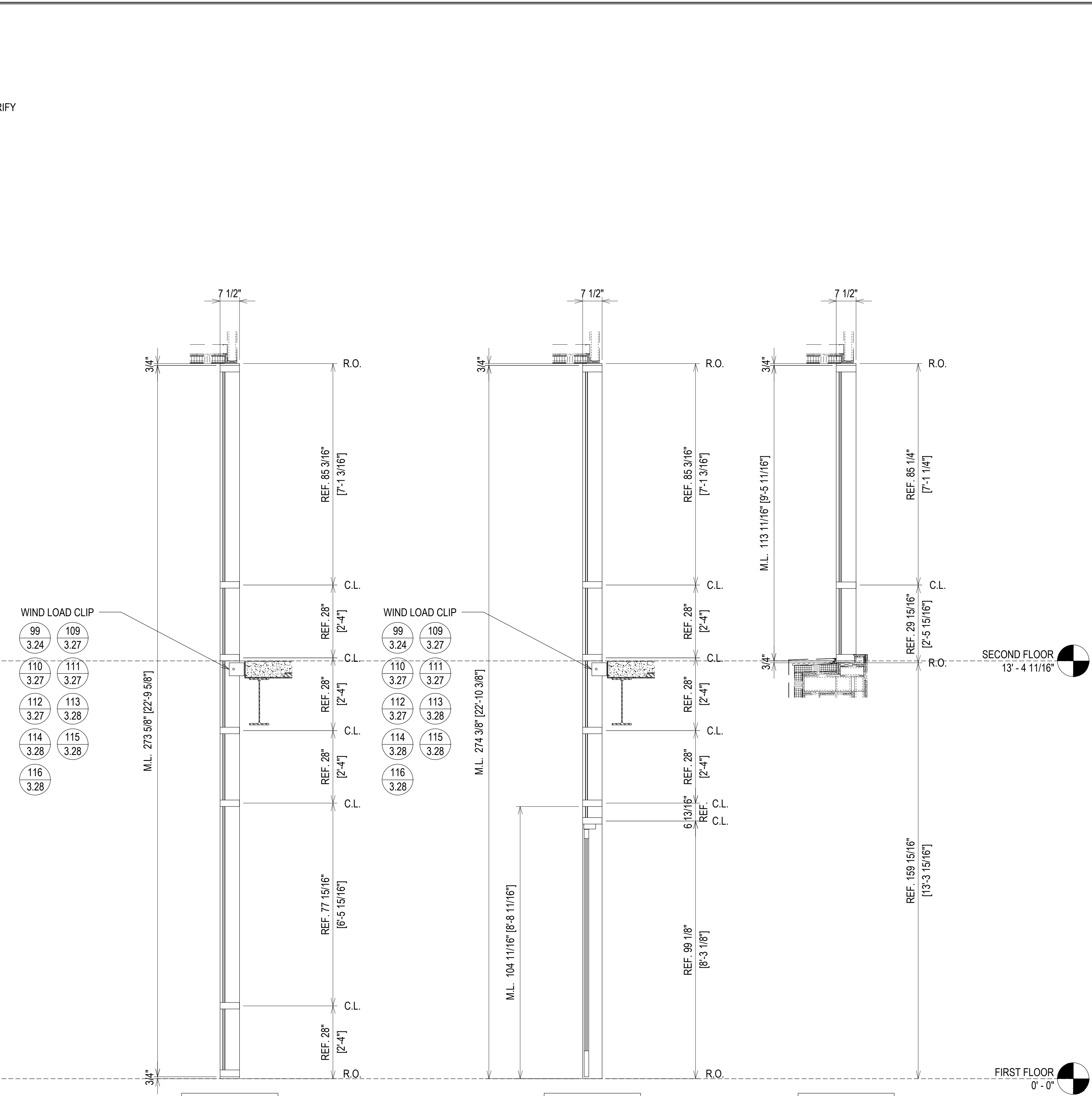
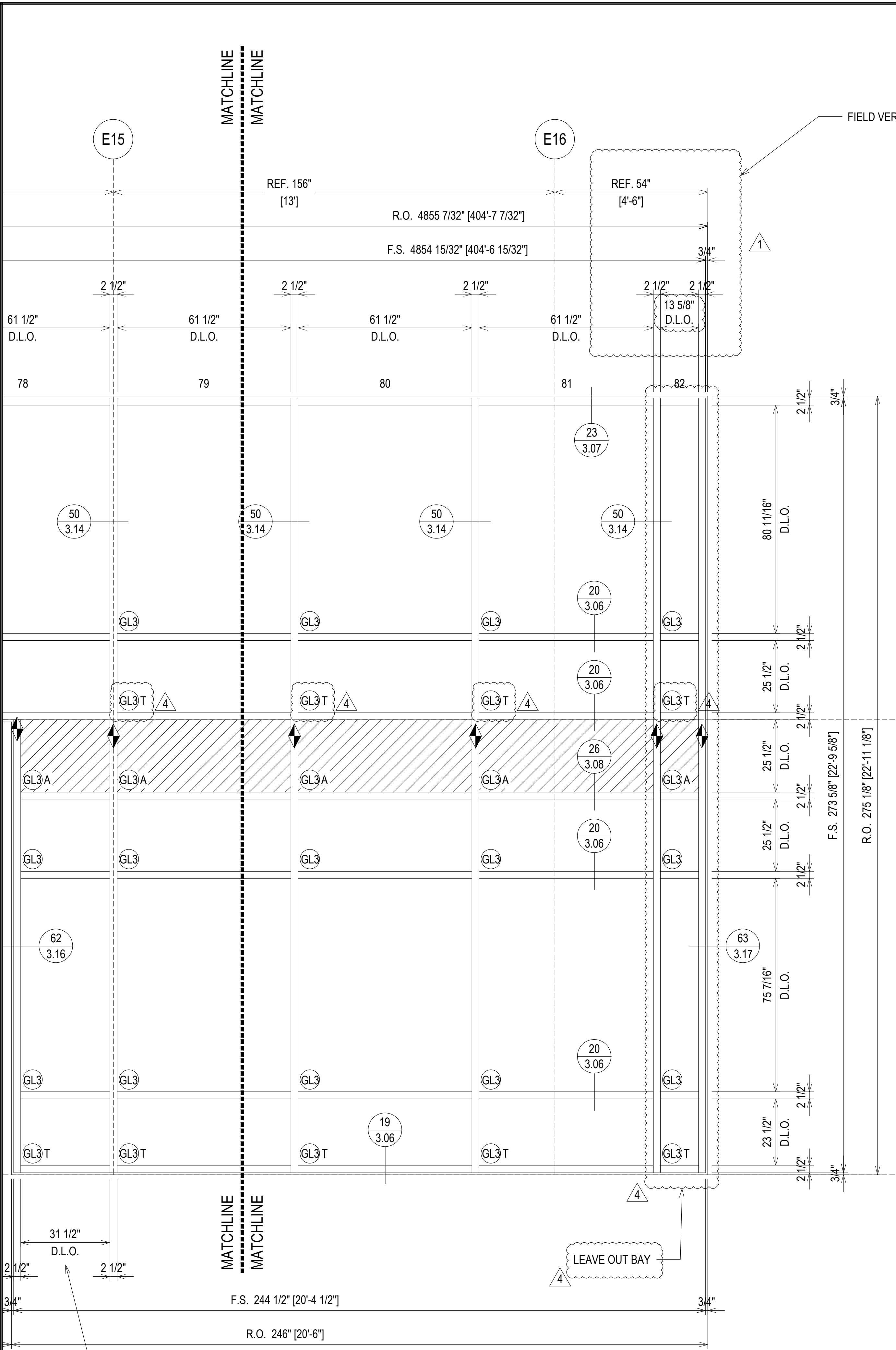
07.22.20	1ST REVISION				
08.31.20	2ND REVISION (ENGINEERING)				
09.03.20	3RD REVISION (CW)				
01.19.21	4TH REVISION (RA)				
	DESCRIPTION				DATE
	DRAWING				SUBMISSION
02.17.21	5TH REVISION - RADIUS (RA)				
03.31.21	6TH REVISION - CONNECTOR (RA)				
04.12.21	7TH REVISION - CW2 (GFS)				
05.01.22	8TH REVISION - EXTEND HEAD AND NOTCH (PH)				
	DESCRIPTION				DATE
	DRAWING				SUBMISSION

PIEDMONT ATHENS REGIONAL  
MASTER FACILITY PROJECT  
ATHENS, GA 30606



JOB # 19-017

DRAWN BY:	DATE:
RA	05.27.20
CHECKED BY:	DATE:
JO	05.27.20




**ELEVATION CW2**  
 SCALE: 1/2" = 1'-0"  
 KAWNEER 1600 SYS. 1 - 2 1/2" X 7 1/2"  
 EXTERIOR CURTAIN WALL  
 1" INSULATED GLASS  
 QUANTITY: 1

ERECTOR / G.C. NOTE:  
 PLEASE FIELD VERIFY ALL DIMENSIONS

07.22.20	1ST REVISION	
08.31.20	2ND REVISION (ENGINEERING)	
09.03.20	3RD REVISION (CW)	
01.19.21	4TH REVISION (RA)	
	DESCRIPTION	
	DRAWING	SUBMISSION

02.17.21	5TH REVISION - RADIUS (RA)	
03.31.21	6TH REVISION - CONNECTOR (RA)	
04.12.21	7TH REVISION - CW2.19 (GFS)	
03.01.22	8TH REVISION - EXTEND HEAD AND NOTCH (PH)	
	DESCRIPTION	
	DRAWING	SUBMISSION

**PIEDMONT ATHENS REGIONAL  
 MASTER FACILITY PROJECT  
 ATHENS, GA 30606**

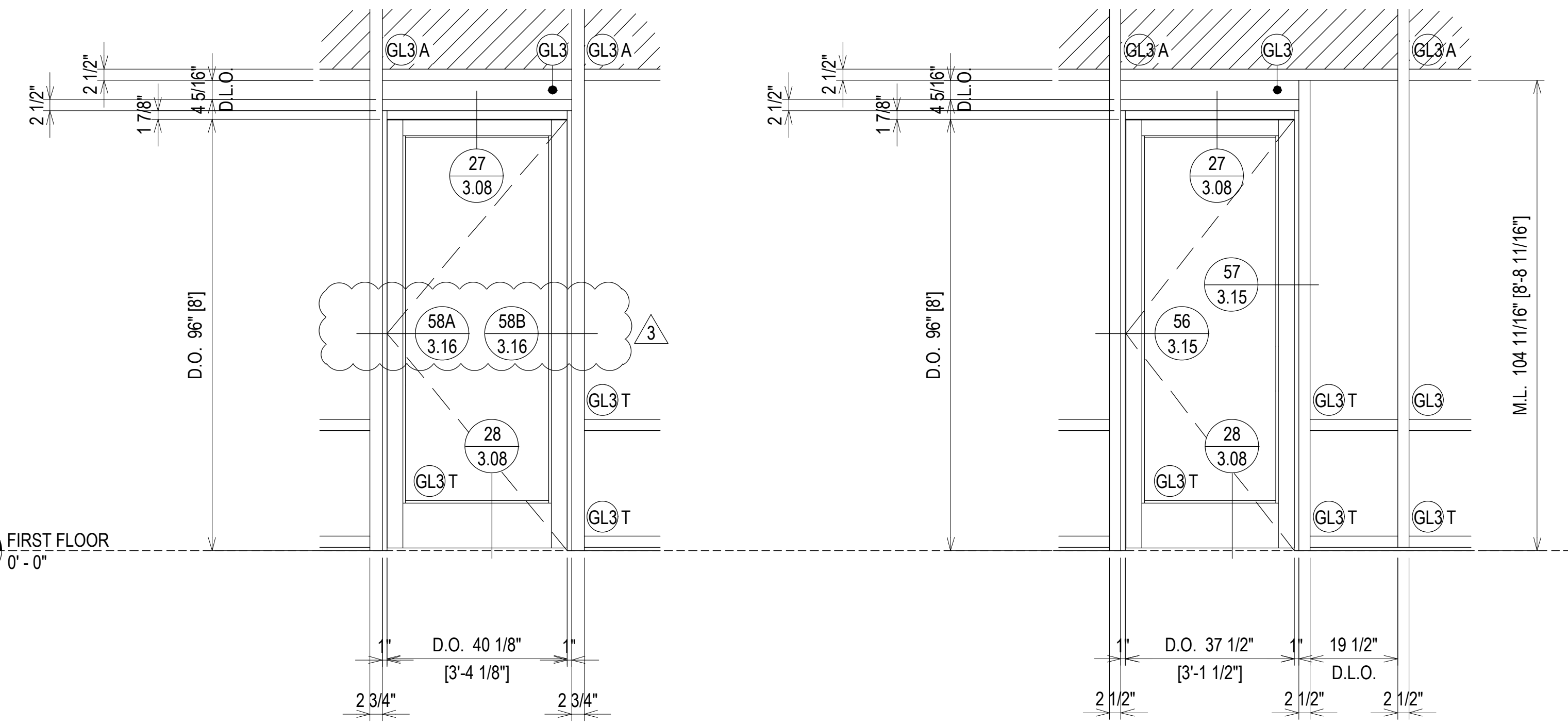


JOB # 19-017

DRAWN BY: RA	DATE: 05.27.20
CHECKED BY: JO	DATE: 05.27.20

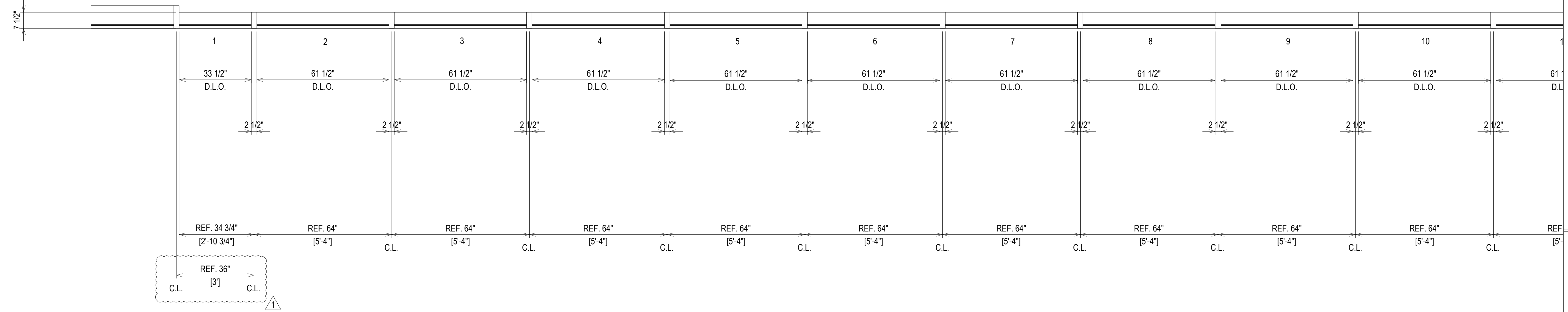
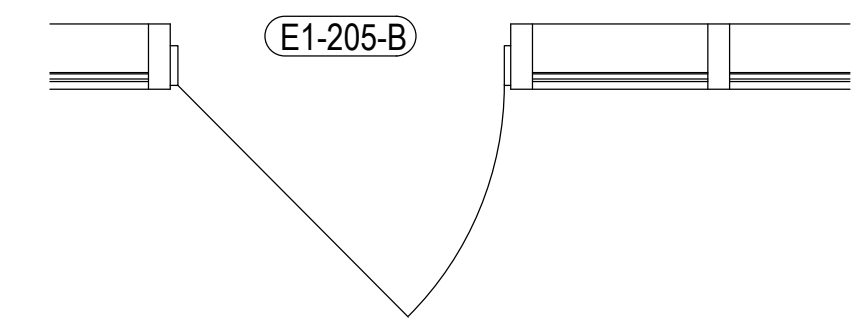
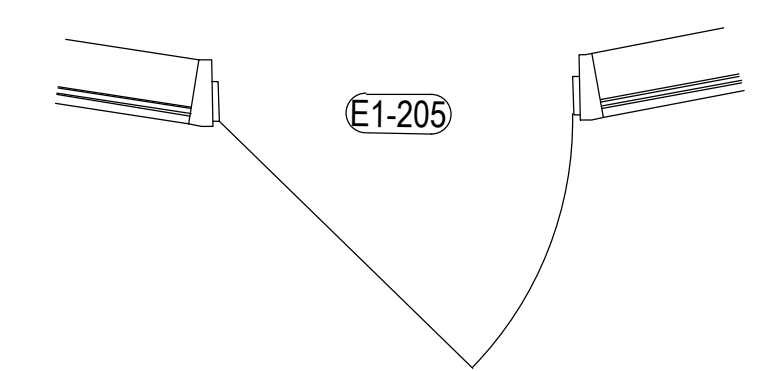
2.31





DE1 DOOR ELEVATION 1 (E1-205)  
2.32

DE2 DOOR ELEVATION 2 (E1-205-B)  
2.32



ELEVATION CW2  
SCALE: 1/2" = 1'-0"  
KAWNEER 1600 SYS. 1 - 2 1/2" X 7 1/2"  
EXTERIOR CURTAIN WALL  
1" INSULATED GLASS  
QUANTITY: 1

E04

NO	DATE	DESCRIPTION	DRAWING	SUBMISSION
1	02.17.21	5TH REVISION - RADIUS (RA)	NO	NO
2	03.31.21	6TH REVISION - CONNECTOR (RA)	NO	NO
3	04.12.21	7TH REVISION - CW2 (GF)	NO	NO
4	03.01.22	8TH REVISION - EXTEND HEAD AND NOTCH (GH)	NO	NO
5	07.22.20	1ST REVISION	NO	NO
6	08.31.20	2ND REVISION (ENGINEERING)	NO	NO
7	09.03.20	3RD REVISION (CW)	NO	NO
8	01.19.21	4TH REVISION (RA)	NO	NO

**PIEDMONT ATHENS REGIONAL  
MASTER FACILITY PROJECT  
ATHENS, GA 30606**

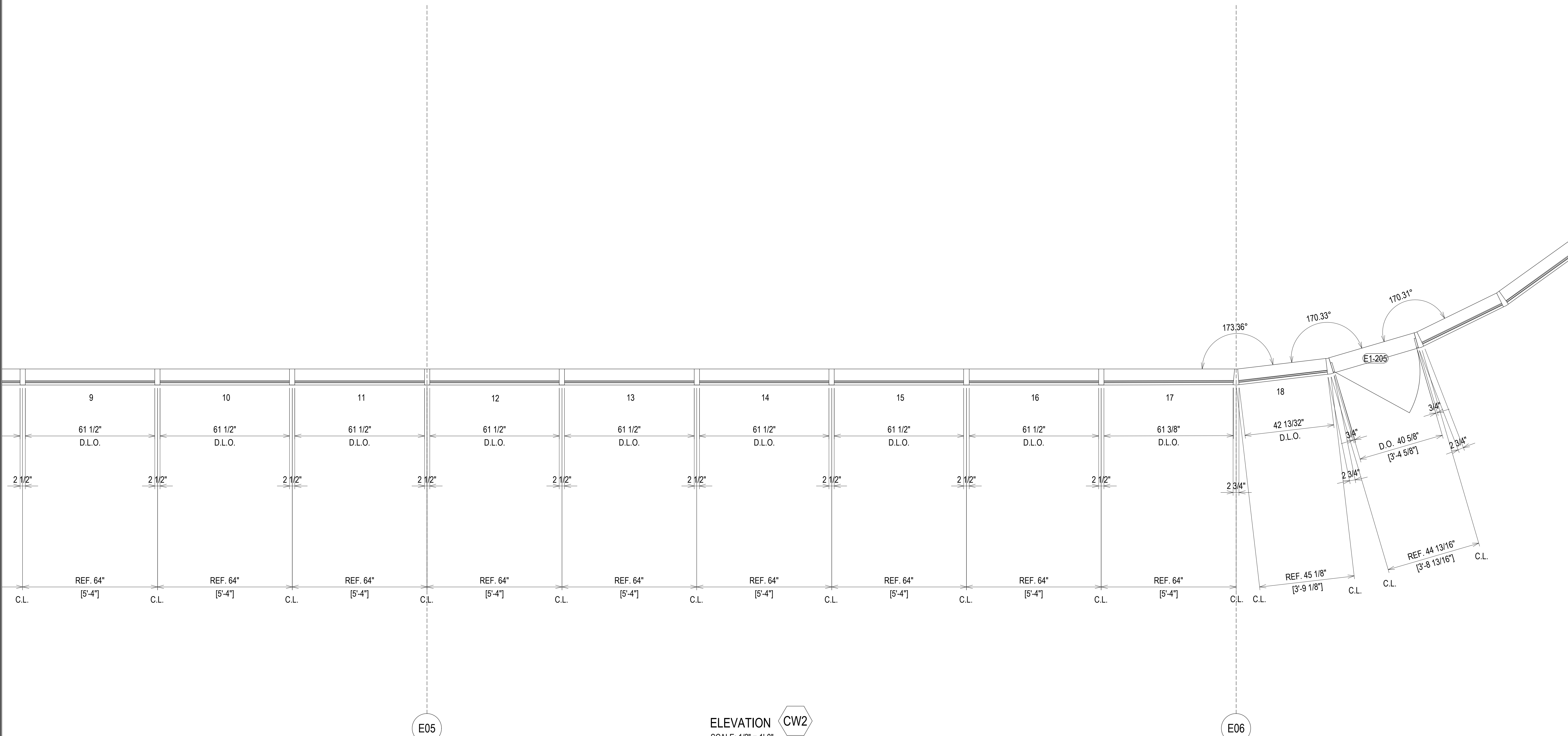


JOB # 19-017

DRAWN BY:	DATE:
RA	05.27.20
CHECKED BY:	DATE:
JO	05.27.20

2.32

ERECTOR / G.C. NOTE:  
PLEASE FIELD VERIFY ALL DIMENSIONS




E05

E06

ELEVATION **CW2**  
 SCALE: 1/2" = 1'-0"  
 KAWNEER 1600 SYS. 1 - 2 1/2" X 7 1/2"  
 EXTERIOR CURTAIN WALL  
 1" INSULATED GLASS  
 QUANTITY: 1

NO	DESCRIPTION	DATE
NO	DESCRIPTION	DATE
NO	DESCRIPTION	DATE
NO	DESCRIPTION	DATE
NO	DESCRIPTION	DATE

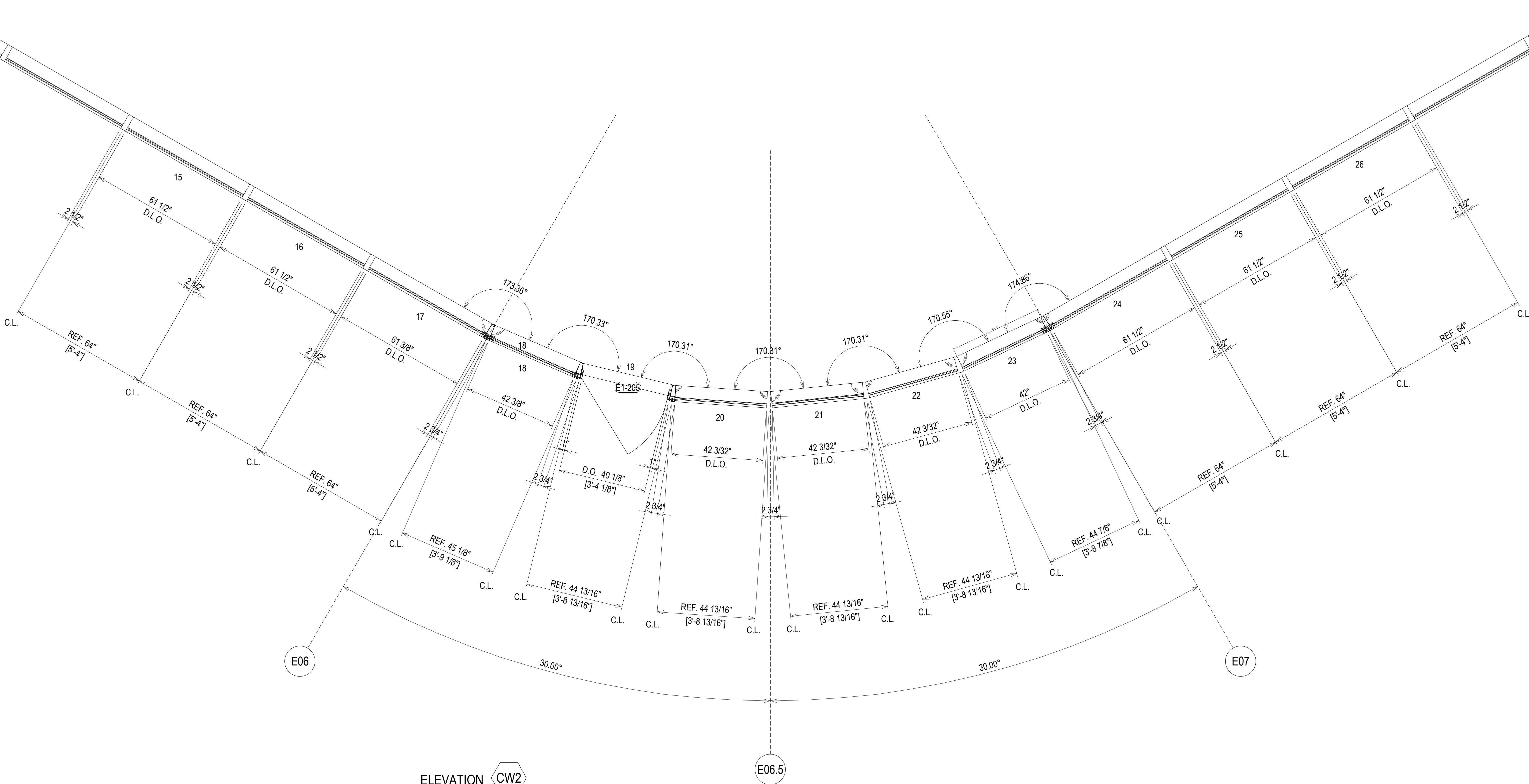
**PIEDMONT ATHENS REGIONAL  
 MASTER FACILITY PROJECT  
 ATHENS, GA 30606**



JOB # 19-017

DRAWN BY:	DATE:
RA	05.27.20
CHECKED BY:	DATE:
JO	05.27.20

ERECTOR / G.C. NOTE:  
 PLEASE FIELD VERIFY ALL DIMENSIONS




**ELEVATION CW2**  
 SCALE: 1/2" = 1'-0"  
 KAWNEER 1600 SYS. 1 - 2 1/2" X 7 1/2"  
 EXTERIOR CURTAIN WALL  
 1" INSULATED GLASS  
 QUANTITY: 1

**ERECTOR / G.C. NOTE:**  
 PLEASE FIELD VERIFY ALL DIMENSIONS


NO	DESCRIPTION	DATE	NO	DESCRIPTION	DATE
01	1ST REVISION	07.22.20	01	5TH REVISION - RADIUS (RA)	02.17.21
02	2ND REVISION (ENGINEERING)	08.31.20	02	6TH REVISION - CONNECTOR (RA)	03.31.21
03	3RD REVISION (CW)	09.03.20	03	7TH REVISION - CW2 (GFS)	04.12.21
04	4TH REVISION (RA)	01.19.21	04	8TH REVISION - EXTEND HEAD AND NOTCH (PH)	03.01.22

**PIEDMONT ATHENS REGIONAL  
 MASTER FACILITY PROJECT**  
 ATHENS, GA 30606



**JOB # 19-017**

DRAWN BY:	DATE:
RA	05.27.20
CHECKED BY:	DATE:
JO	05.27.20




ELEVATION CW2  
 SCALE: 1/2" = 1'-0"  
 KAWNEER 1600 SYS. 1 - 2 1/2" X 7 1/2"  
 EXTERIOR CURTAIN WALL  
 1" INSULATED GLASS  
 QUANTITY: 1

ERECTOR / G.C. NOTE:  
 PLEASE FIELD VERIFY ALL DIMENSIONS

NO	DESCRIPTION	DATE
1	1ST REVISION	07.22.20
2	2ND REVISION (ENGINEERING)	08.31.20
3	3RD REVISION (CW)	09.03.20
4	4TH REVISION (RA)	01.19.21

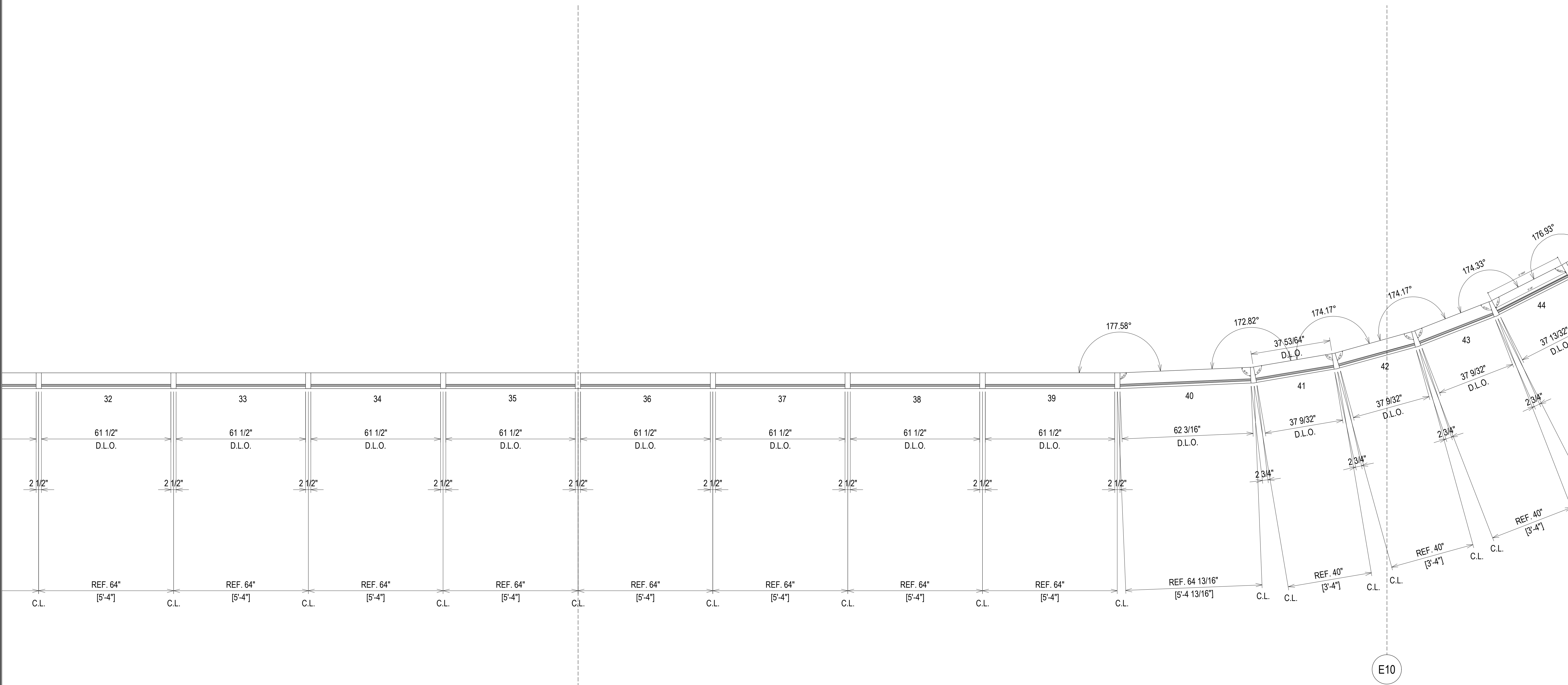
NO	DESCRIPTION	DATE
5	5TH REVISION - RADIUS (RA)	02.17.21
6	6TH REVISION - CONNECTOR (RA)	03.31.21
7	7TH REVISION - CW2.19 (GFS)	04.12.21
8	8TH REVISION - EXTEND HEAD AND NOTCH (PH)	05.01.22

**PIEDMONT ATHENS REGIONAL  
 MASTER FACILITY PROJECT  
 ATHENS, GA 30606**



JOB # 19-017

DRAWN BY:	DATE:
RA	05.27.20
CHECKED BY:	DATE:
JO	05.27.20



E09


ELEVATION CW2  
 SCALE: 1/2" = 1'-0"  
 KAWNEER 1600 SYS. 1 - 2 1/2" X 7 1/2"  
 EXTERIOR CURTAIN WALL  
 1" INSULATED GLASS  
 QUANTITY: 1

E10

07.22.20	1ST REVISION	
08.31.20	2ND REVISION (ENGINEERING)	
09.03.20	3RD REVISION (CW)	
01.19.21	4TH REVISION (RA)	
	DESCRIPTION	NO
		DATE

02.17.21	5TH REVISION - RADIUS (RA)	
03.31.21	6TH REVISION - CONNECTOR (RA)	
04.12.21	7TH REVISION - CW2 19 (GFS)	
03.01.22	8TH REVISION - EXTEND HEAD AND NOTCH (PH)	
	DESCRIPTION	NO
		DATE

**PIEDMONT ATHENS REGIONAL  
 MASTER FACILITY PROJECT  
 ATHENS, GA 30606**

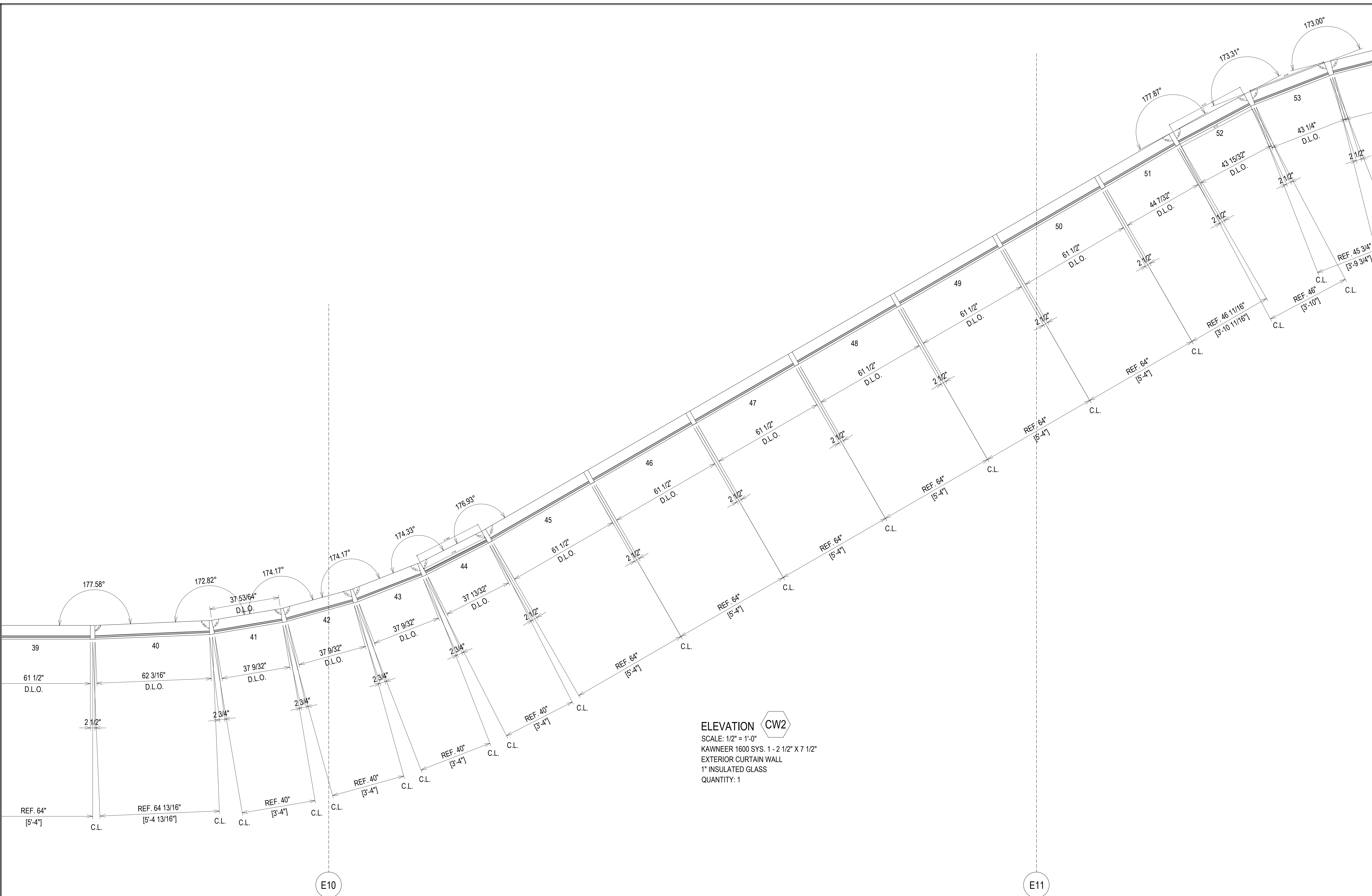


JOB # 19-017

DRAWN BY:	DATE:
RA	05.27.20
CHECKED BY:	DATE:
JO	05.27.20

ERECTOR / G.C. NOTE:  
 PLEASE FIELD VERIFY ALL DIMENSIONS.


**2.36**



ELEVATION CW2  
 SCALE: 1/2" = 1'-0"  
 KAWNEER 1600 SYS. 1 - 2 1/2" X 7 1/2"  
 EXTERIOR CURTAIN WALL  
 1" INSULATED GLASS  
 QUANTITY: 1

NO	DATE	DESCRIPTION	NO	DATE	DESCRIPTION
1	07.22.20	1ST REVISION	1	02.17.21	5TH REVISION - RADIUS (RA)
2	08.31.20	2ND REVISION (ENGINEERING)	2	03.31.21	6TH REVISION - CONNECTOR (RA)
3	09.03.20	3RD REVISION (CW)	3	04.12.21	7TH REVISION - CWZ 19 (GFS)
4	01.19.21	4TH REVISION (RA)	4	05.01.22	8TH REVISION - EXTEND HEAD AND NOTCH (PH)

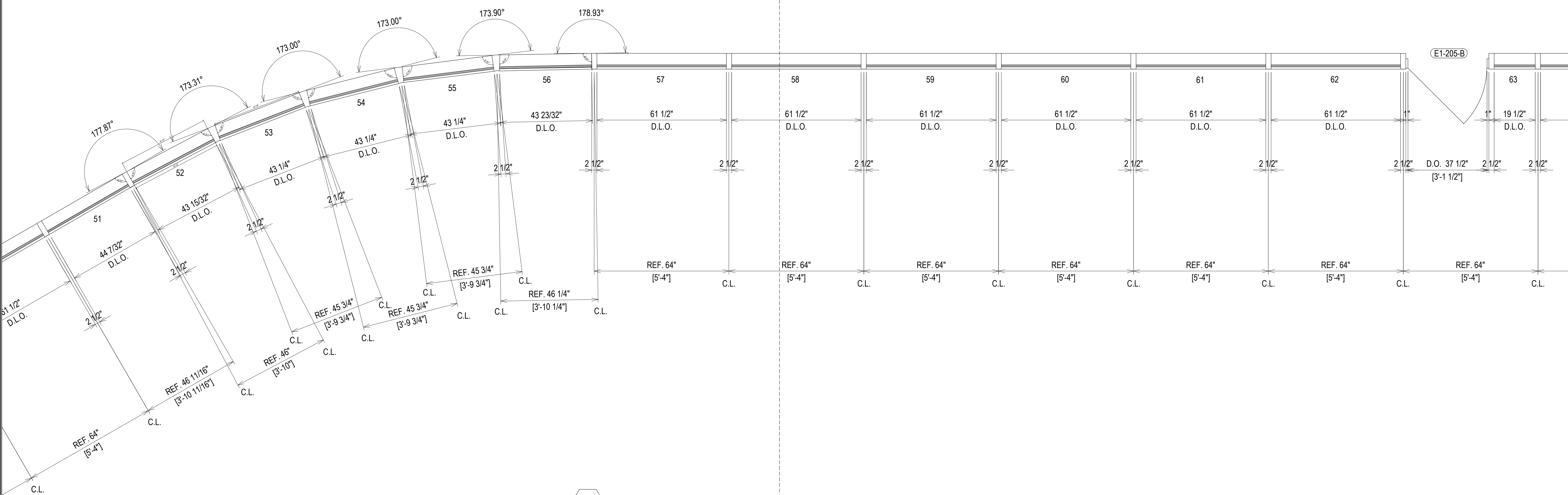
**PIEDMONT ATHENS REGIONAL  
 MASTER FACILITY PROJECT  
 ATHENS, GA 30606**



JOB # 19-017

DRAWN BY:	DATE:
RA	05.27.20
CHECKED BY:	DATE:
JO	05.27.20

ERECTOR / G.C. NOTE:  
 PLEASE FIELD VERIFY ALL DIMENSIONS



**ELEVATION CW2**  
 SCALE: 1/2" = 1'-0"  
 KAWNEER 1600 SYS. 1 - 2 1/2" X 7 1/2"  
 EXTERIOR CURTAIN WALL  
 1" INSULATED GLASS  
 QUANTITY: 1

E12


**ERECTOR / G.C. NOTE:**  
 PLEASE FIELD VERIFY ALL DIMENSIONS

07.22.20	1ST REVISION	
08.31.20	2ND REVISION (ENGINEERING)	
09.03.20	3RD REVISION (CW)	
01.19.21	4TH REVISION (RA)	
	DESCRIPTION	
	NO	DATE
		DRAWING SUBMISSION

02.17.21	5TH REVISION - RADIUS (RA)	
03.31.21	6TH REVISION - CONNECTOR (RA)	
04.12.21	7TH REVISION - CW2.19 (GFS)	
05.01.22	8TH REVISION - EXTEND HEAD AND NOTCH (PH)	
	DESCRIPTION	
	NO	DATE
		DRAWING SUBMISSION

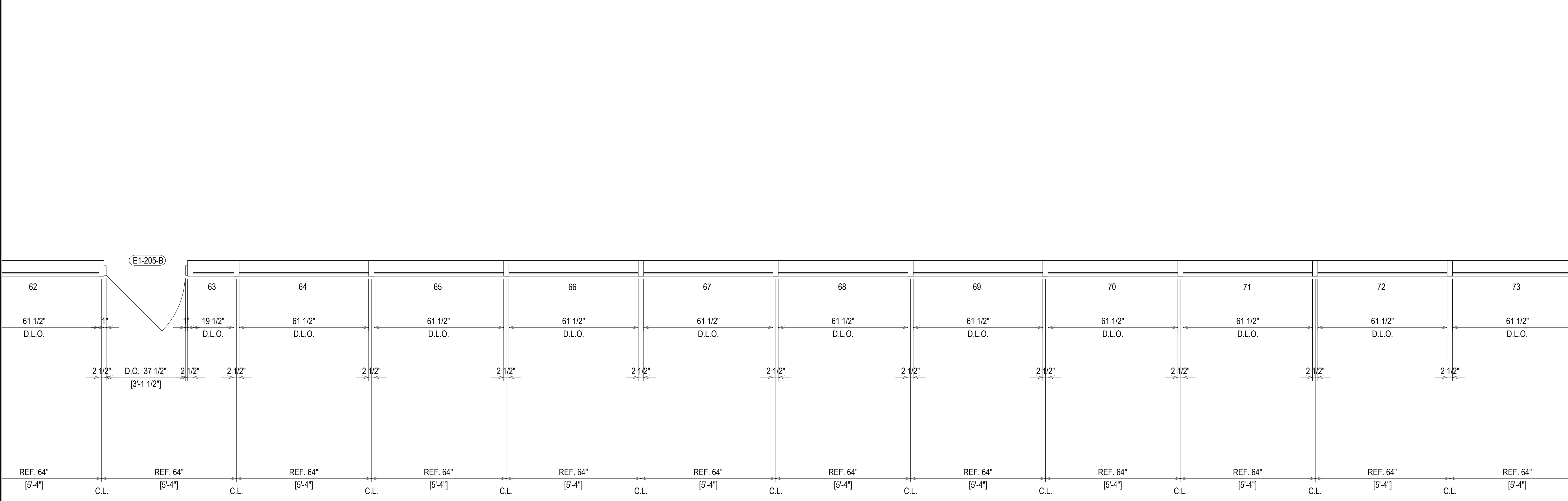
**PIEDMONT ATHENS REGIONAL  
 MASTER FACILITY PROJECT  
 ATHENS, GA 30606**

**GRAHAM-HODGE  
 ASSOCIATES INC.**



**JOB # 19-017**

DRAWN BY:	DATE:
RA	05.27.20
CHECKED BY:	DATE:
JO	05.27.20



**ELEVATION CW2**  
 SCALE: 1/2" = 1'-0"  
 KAWNEER 1600 SYS. 1 - 2 1/2" X 7 1/2"  
 EXTERIOR CURTAIN WALL  
 1" INSULATED GLASS  
 QUANTITY: 1

**ERECTOR / G.C. NOTE:**  
 PLEASE FIELD VERIFY ALL DIMENSIONS

NO	DESCRIPTION	DATE
1	1ST REVISION	07.22.20
2	2ND REVISION (ENGINEERING)	08.31.20
3	3RD REVISION (CW)	09.03.20
4	4TH REVISION (RA)	01.19.21

NO	DESCRIPTION	DATE
5	5TH REVISION - RADIUS (RA)	02.17.21
6	6TH REVISION - CONNECTOR (RA)	03.31.21
7	7TH REVISION - CW2 19 (GFS)	04.12.21
8	8TH REVISION - EXTEND HEAD AND NOTCH (PH)	05.01.22

**PIEDMONT ATHENS REGIONAL  
 MASTER FACILITY PROJECT  
 ATHENS, GA 30606**


**GRAHAM-HODGE  
 ASSOCIATES INC.**

**JOB # 19-017**

DRAWN BY:	DATE:
RA	05.27.20
CHECKED BY:	DATE:
JO	05.27.20

**2.39**





E14

ELEVATION **CW2**  
 SCALE: 1/2" = 1'-0"  
 KAWNEER 1600 SYS. 1 - 2 1/2" X 7 1/2"  
 EXTERIOR CURTAIN WALL  
 1" INSULATED GLASS  
 QUANTITY: 1


E15

E16

07.22.20	1ST REVISION	
08.31.20	2ND REVISION (ENGINEERING)	
09.03.20	3RD REVISION (CW)	
01.19.21	4TH REVISION (RA)	
	DESCRIPTION	
	DRAWING	SUBMISSION

02.17.21	5TH REVISION - RADIUS (RA)	
03.31.21	6TH REVISION - CONNECTOR (RA)	
04.12.21	7TH REVISION - CW2 19 (GFS)	
05.01.22	8TH REVISION - EXTEND HEAD AND NOTCH (PH)	
	DESCRIPTION	
	DRAWING	SUBMISSION

**PIEDMONT ATHENS REGIONAL  
 MASTER FACILITY PROJECT  
 ATHENS, GA 30606**



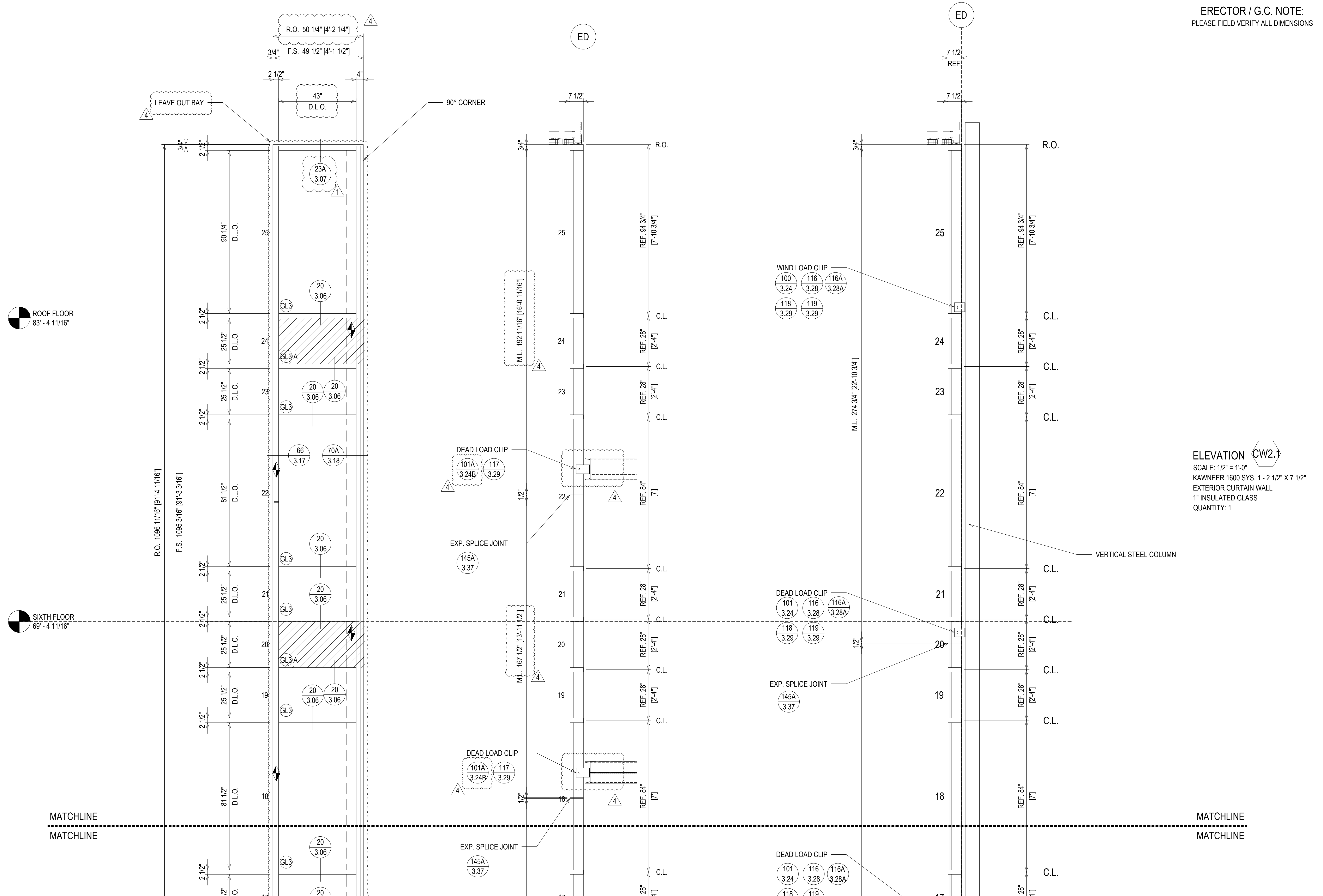
JOB # 19-017

DRAWN BY:	DATE:
RA	05.27.20
CHECKED BY:	DATE:
JO	05.27.20

ERECTOR / G.C. NOTE:  
 PLEASE FIELD VERIFY ALL DIMENSIONS

**2.40**

ERECTOR / G.C. NOTE:  
PLEASE FIELD VERIFY ALL DIMENSIONS



ELEVATION CW2.1  
SCALE: 1/2" = 1'-0"  
KAWNEER 1600 SYS. 1 - 2 1/2" X 7 1/2"  
EXTERIOR CURTAIN WALL  
1" INSULATED GLASS  
QUANTITY: 1

NO	DESCRIPTION	DATE	DRAWING SUBMISSION
1	1ST REVISION	07.22.20	
2	2ND REVISION (ENGINEERING)	08.31.20	
3	3RD REVISION (CW)	08.03.20	
4	4TH REVISION (RA)	01.19.21	

**PIEDMONT ATHENS REGIONAL  
MASTER FACILITY PROJECT  
ATHENS, GA 30606**



JOB # 19-017

DRAWN BY:	DATE:
RA	05.27.20
CHECKED BY:	DATE:
JO	05.27.20

FIFTH FLOOR  
55' - 4 11/16"

FOURTH FLOOR  
41' - 4 11/16"

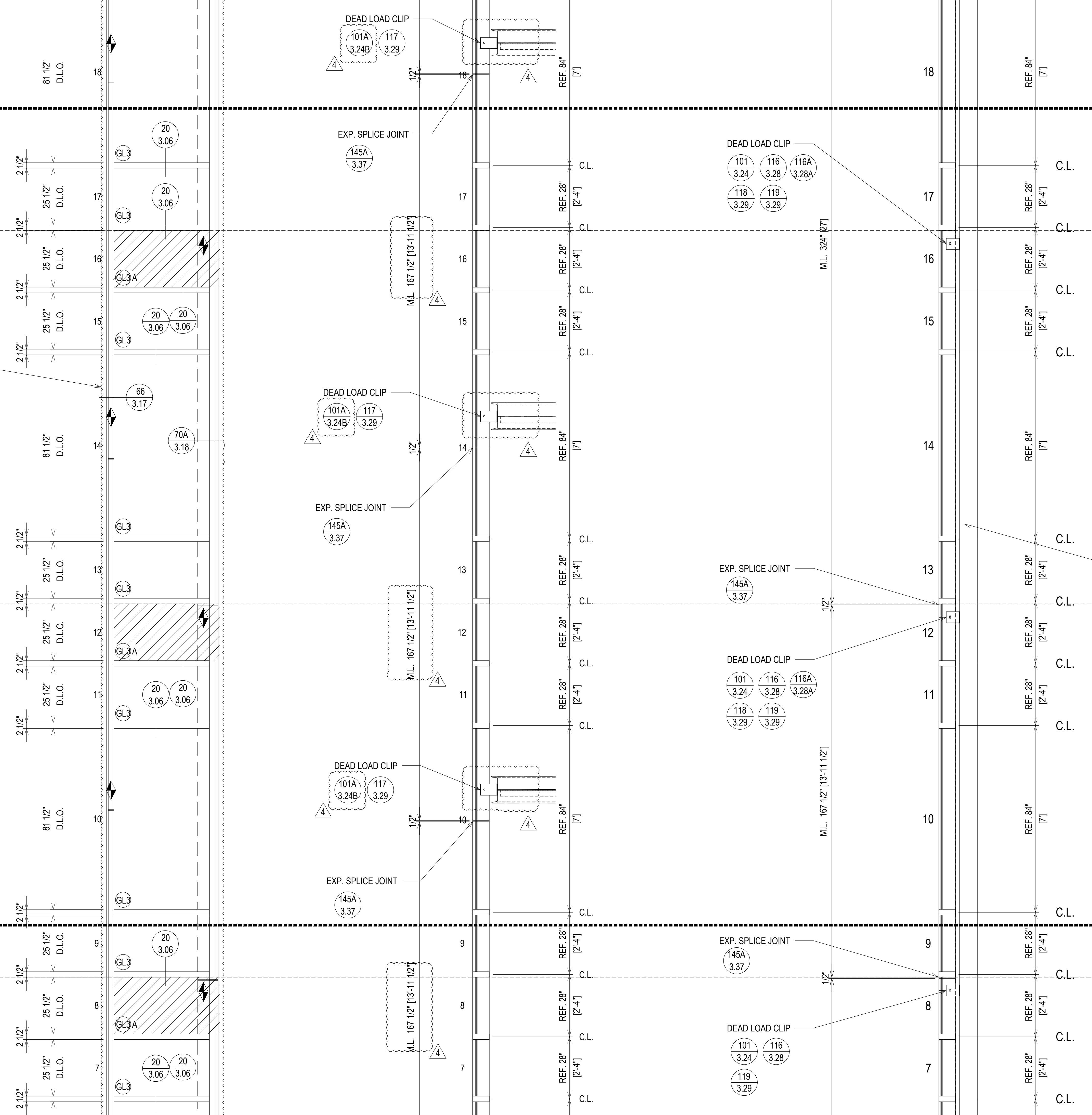
THIRD FLOOR  
27' - 4 11/16"

MATCHLINE  
MATCHLINE

MATCHLINE  
MATCHLINE

LEAVE OUT BAY

R.O. 1096 11/16" [91'-4 11/16"]  
F.S. 1095 3/16" [91'-3 3/16"]



ELEVATION CW2.1  
SCALE: 1/2" = 1'-0"  
KAWNEER 1600 SYS. 1 - 2 1/2" X 7 1/2"  
EXTERIOR CURTAIN WALL  
1" INSULATED GLASS  
QUANTITY: 1

ERECTOR / G.C. NOTE:  
PLEASE FIELD VERIFY ALL DIMENSIONS

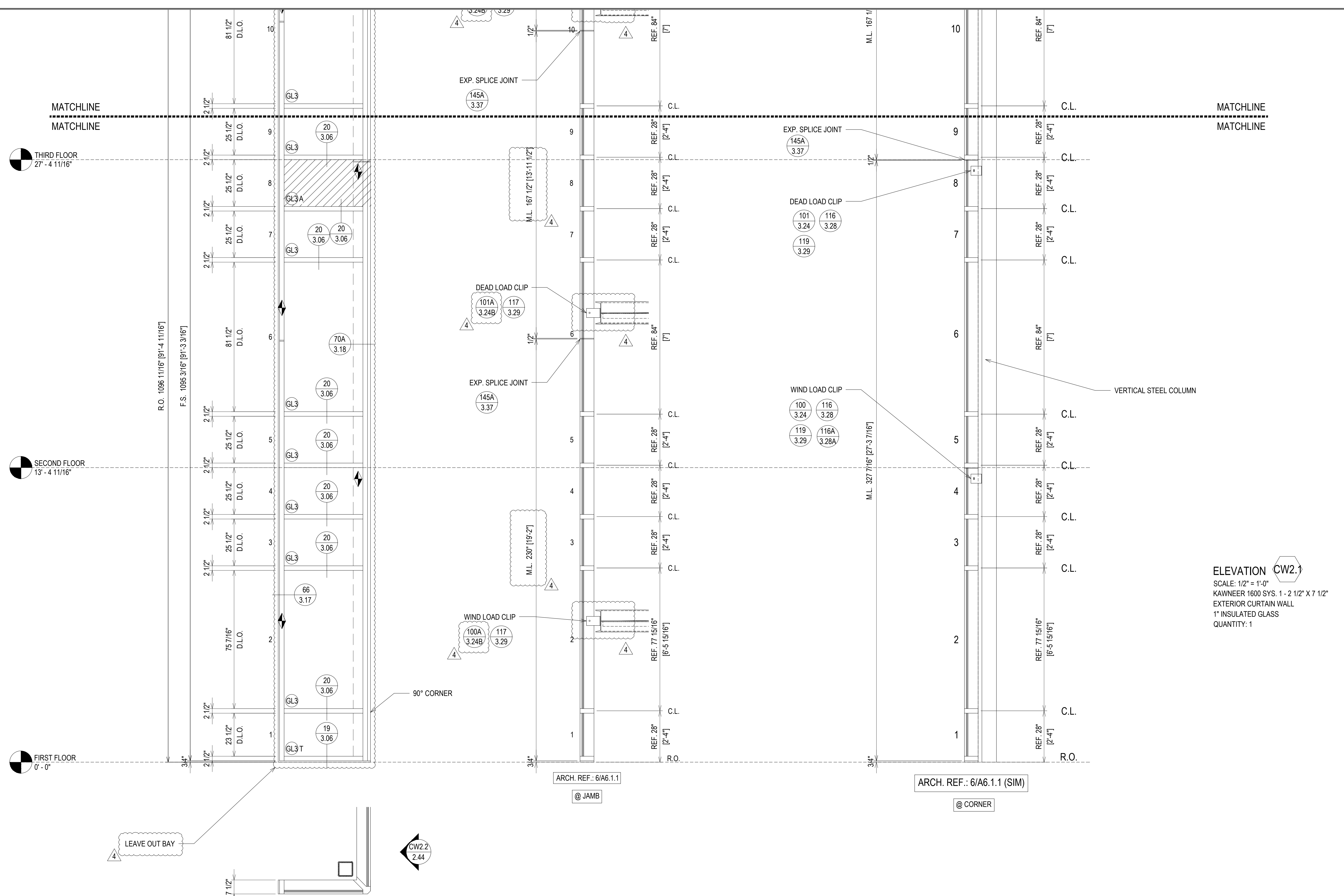
NO	DESCRIPTION	DATE	NO	DESCRIPTION	DATE
02.17.21	5TH REVISION - RADIUS (RA)	02.17.21	NO	DRAWING - SUBMISSION	
03.31.21	6TH REVISION - CONNECTOR (RA)	03.31.21	NO	DRAWING - SUBMISSION	
04.12.21	7TH REVISION - CWZ (B) (GFS)	04.12.21	NO	DRAWING - SUBMISSION	
05.01.22	8TH REVISION - EXTEND HEAD AND NOTCH (PH)	05.01.22	NO	DRAWING - SUBMISSION	
07.22.20	1ST REVISION	07.22.20			
08.31.20	2ND REVISION (ENGINEERING)	08.31.20			
09.03.20	3RD REVISION (CW)	09.03.20			
01.19.21	4TH REVISION (RA)	01.19.21			

**PIEDMONT ATHENS REGIONAL  
MASTER FACILITY PROJECT  
ATHENS, GA 30606**



JOB # 19-017

DRAWN BY:	DATE:
RA	05.27.20
CHECKED BY:	DATE:
JO	05.27.20




ELEVATION CW2.1  
 SCALE: 1/2" = 1'-0"  
 KAWNEER 1600 SYS. 1 - 2 1/2" X 7 1/2"  
 EXTERIOR CURTAIN WALL  
 1" INSULATED GLASS  
 QUANTITY: 1

07.22.20	1ST REVISION	
08.31.20	2ND REVISION (ENGINEERING)	
09.03.20	3RD REVISION (CW)	
01.19.21	4TH REVISION (RA)	
	DESCRIPTION	DATE
	DRAWING	SUBMISSION

02.17.21	5TH REVISION - RADIUS (RA)	
03.31.21	6TH REVISION - CONNECTOR (RA)	
04.12.21	7TH REVISION - CWZ 19 (GFS)	
05.01.22	8TH REVISION - EXTEND HEAD AND NOTCH (GH)	
	DESCRIPTION	DATE
	DRAWING	SUBMISSION

**PIEDMONT ATHENS REGIONAL  
 MASTER FACILITY PROJECT  
 ATHENS, GA 30606**



JOB # 19-017

DRAWN BY:	DATE:
RA	05.27.20
CHECKED BY:	DATE:
JO	05.27.20

ERECTOR / G.C. NOTE:  
 PLEASE FIELD VERIFY ALL DIMENSIONS

**2.41**

THIRD FLOOR  
27' - 4 11/16"

SECOND FLOOR  
13' - 4 11/16"

FIRST FLOOR  
0' - 0"

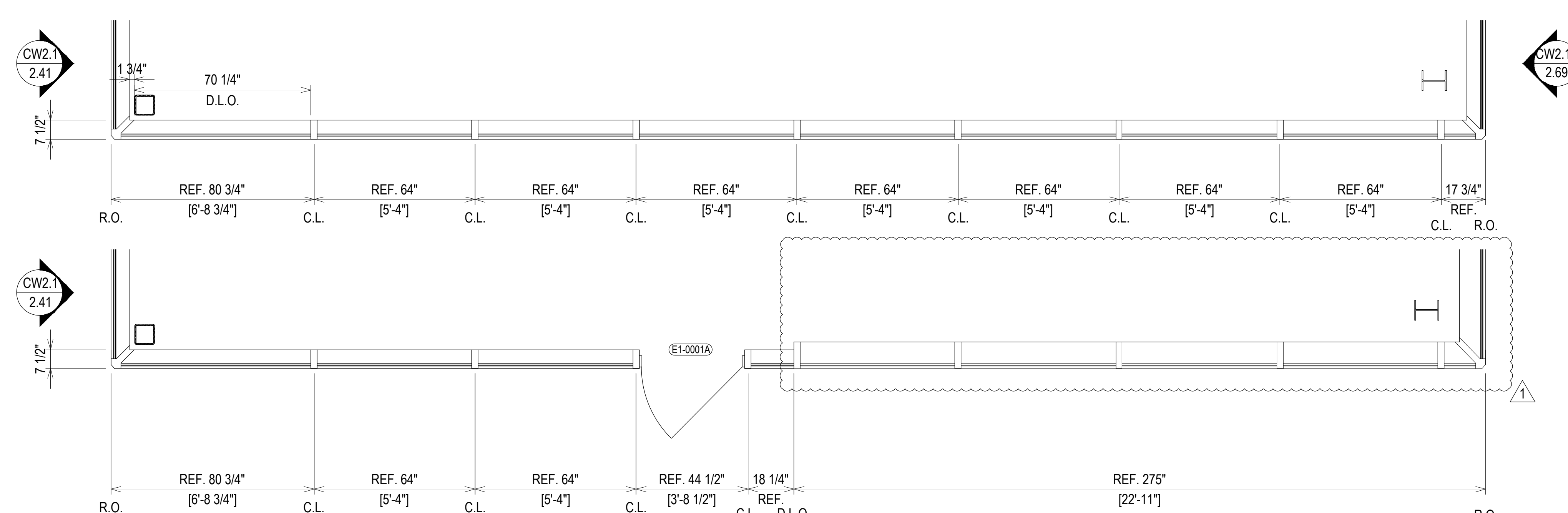

MATCHLINE  
MATCHLINE

MATCHLINE  
MATCHLINE

R.O. 1096 11/16" [91'-4 11/16"]

F.S. 1095 3/16" [91'-3 3/16"]

@ DOOR JAMBS F.S. 1095 15/16" [91'-3 15/16"]



ELEVATION CW2.2  
SCALE: 3/8" = 1'-0"  
KAWNEER 1600 SYS. 1 - 2 1/2" X 7 1/2"  
EXTERIOR CURTAIN WALL  
1" INSULATED GLASS  
QUANTITY: 1

ERECTOR / G.C. NOTE:  
PLEASE FIELD VERIFY ALL DIMENSIONS

NO	DESCRIPTION	DATE	DATE
1	1ST REVISION	07.22.20	
2	2ND REVISION (ENGINEERING)	08.31.20	
3	3RD REVISION (CW)	09.03.20	
4	4TH REVISION (RA)	01.19.21	

NO	DESCRIPTION	DATE	DATE
5	5TH REVISION - RADIUS (RA)	02.17.21	
6	6TH REVISION - CONNECTOR (RA)	03.31.21	
7	7TH REVISION - CW2.19 (GFS)	04.12.21	
8	8TH REVISION - EXTEND HEAD AND NOTCH (PH)	03.01.22	

**PIEDMONT ATHENS REGIONAL  
MASTER FACILITY PROJECT  
ATHENS, GA 30606**



JOB # 19-017

DRAWN BY:	DATE:
RA	05.27.20
CHECKED BY:	DATE:
JO	05.27.20

2.44

FIFTH FLOOR  
55' - 4 11/16"

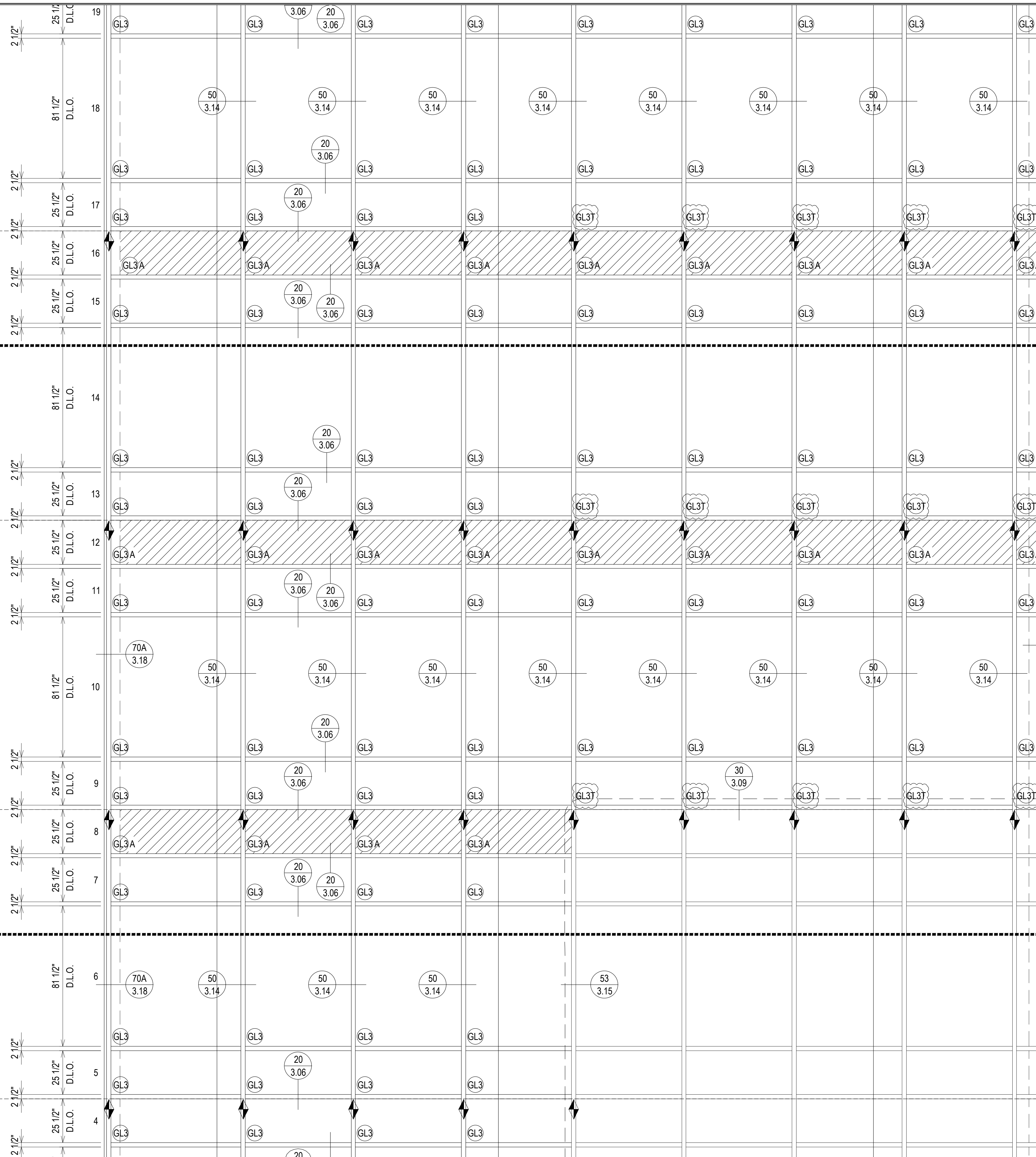
FOURTH FLOOR  
41' - 4 11/16"

THIRD FLOOR  
27' - 4 11/16"

SECOND FLOOR  
13' - 4 11/16"

R.O. 1096 11/16" [91'-4 11/16"]

F.S. 1095 3/16" [91'-3 3/16"]



ELEVATION CW2.2  
SCALE: 3/8" = 1'-0"  
KAWNEER 1600 SYS. 1 - 2 1/2" X 7 1/2"  
EXTERIOR CURTAIN WALL  
1" INSULATED GLASS  
QUANTITY: 1

ERECTOR / G.C. NOTE:  
PLEASE FIELD VERIFY ALL DIMENSIONS

@ DOOR JAMBS F.S. 1095 15/16" [91'-3 15/16"]

NO	DATE	DESCRIPTION	NO	DATE	DESCRIPTION
1	07.22.20	1ST REVISION	1	02.17.21	5TH REVISION - RADIUS (RA)
2	08.31.20	2ND REVISION (ENGINEERING)	2	03.31.21	6TH REVISION - CONNECTOR (RA)
3	09.03.20	3RD REVISION (CIV)	3	04.12.21	7TH REVISION - CW2.19 (GFS)
4	01.19.21	4TH REVISION (RA)	4	03.01.22	8TH REVISION - EXTEND HEAD AND NOTCH (PH)

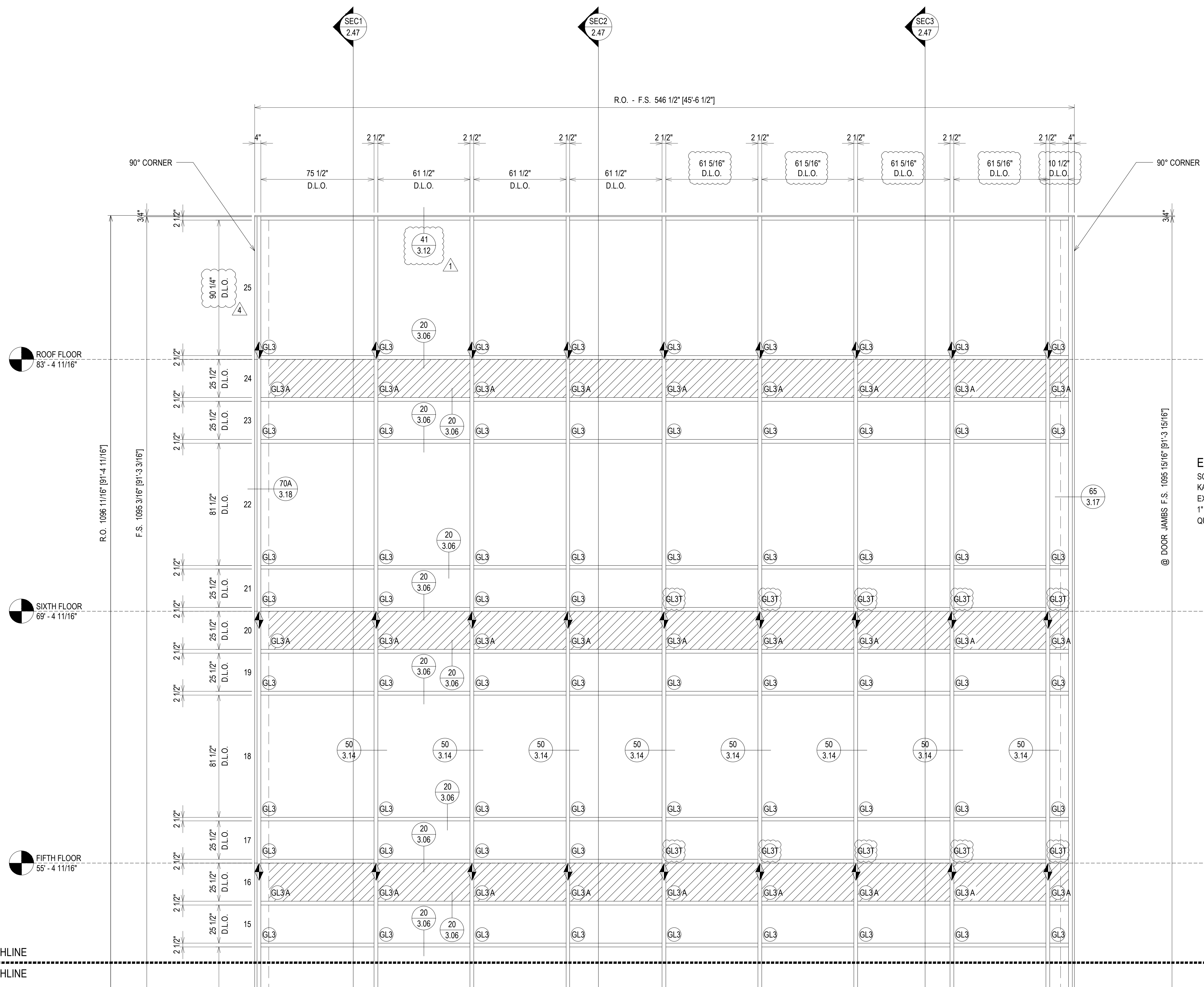
**PIEDMONT ATHENS REGIONAL  
MASTER FACILITY PROJECT  
ATHENS, GA 30606**



JOB # 19-017

DRAWN BY:	DATE:
RA	05.27.20
CHECKED BY:	DATE:
JO	05.27.20

ERECTOR / G.C. NOTE:  
PLEASE FIELD VERIFY ALL DIMENSIONS




ELEVATION CW2.2  
SCALE: 3/8" = 1'-0"  
KAWNEER 1600 SYS. 1 - 2 1/2" X 7 1/2"  
EXTERIOR CURTAIN WALL  
1" INSULATED GLASS  
QUANTITY: 1

NO	DATE	DESCRIPTION	DRAWING	SUBMISSION
1	07.22.20			
2	08.31.20	1ST REVISION (ENGINEERING)		
3	09.03.20	2ND REVISION (ENGINEERING)		
4	01.19.21	3RD REVISION (CW)		
5		4TH REVISION (RA)		

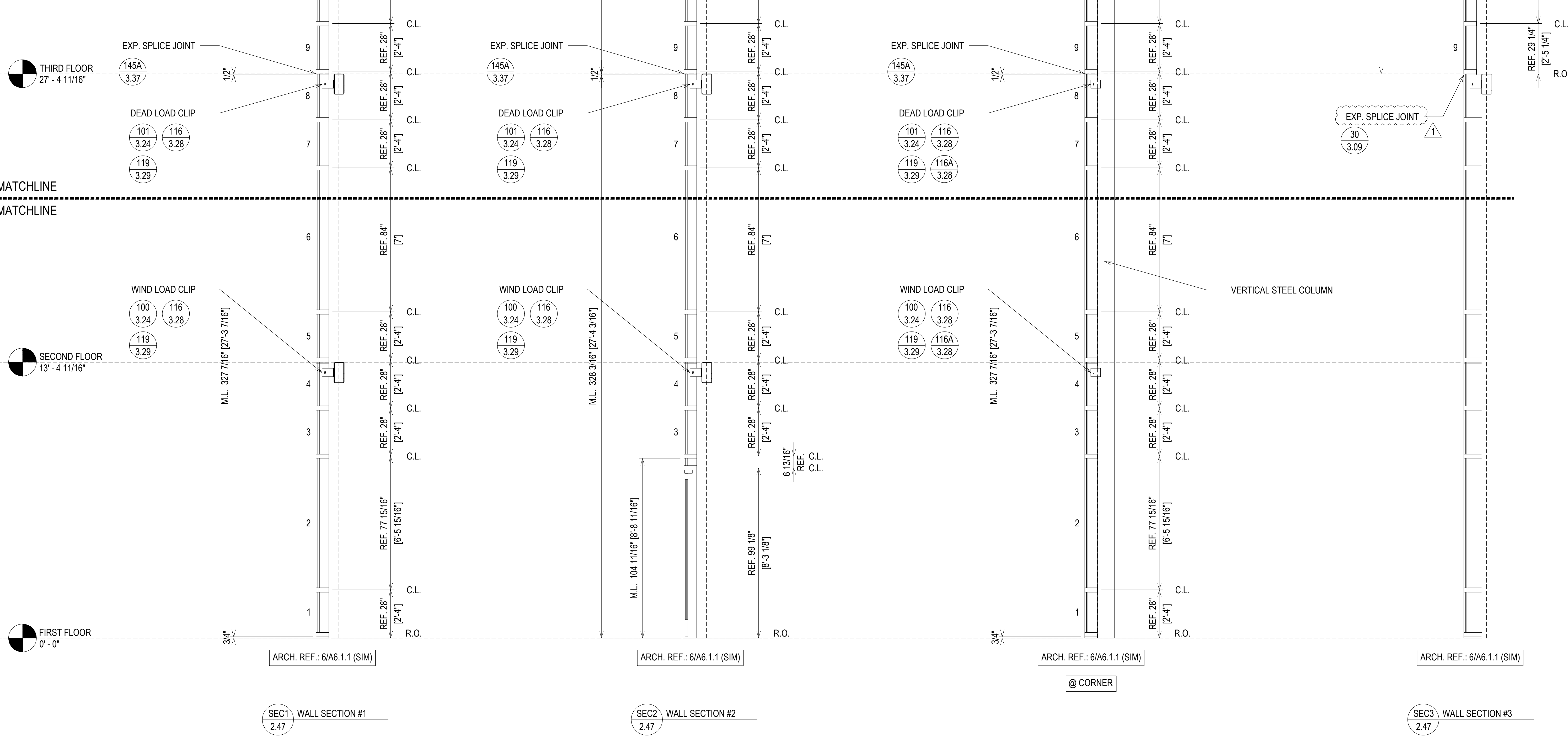
NO	DATE	DESCRIPTION	DRAWING	SUBMISSION
6	02.17.21	5TH REVISION - RADIUS (RA)		
7	03.31.21	6TH REVISION - CONNECTOR (RA)		
8	04.12.21	7TH REVISION - CW2.19 (GFS)		
9	03.01.22	8TH REVISION - EXTEND HEAD AND NOTCH (PH)		

**PIEDMONT ATHENS REGIONAL  
MASTER FACILITY PROJECT  
ATHENS, GA 30606**



JOB # 19-017

DRAWN BY:	DATE:
RA	05.27.20
CHECKED BY:	DATE:
JO	05.27.20



**ELEVATION CW2.2**  
 SCALE: 3/8" = 1'-0"  
 KAWNEER 1600 SYS. 1 - 2 1/2" X 7 1/2"  
 EXTERIOR CURTAIN WALL  
 1" INSULATED GLASS  
 QUANTITY: 1

REVISION	DATE	DESCRIPTION	SUBMISSION
1ST REVISION	07.22.20		DRAWING
2ND REVISION (ENGINEERING)	08.31.20		SUBMISSION
3RD REVISION (CIV)	09.03.20		SUBMISSION
4TH REVISION (RA)	01.19.21		SUBMISSION

**PIEDMONT ATHENS REGIONAL  
 MASTER FACILITY PROJECT  
 ATHENS, GA 30606**



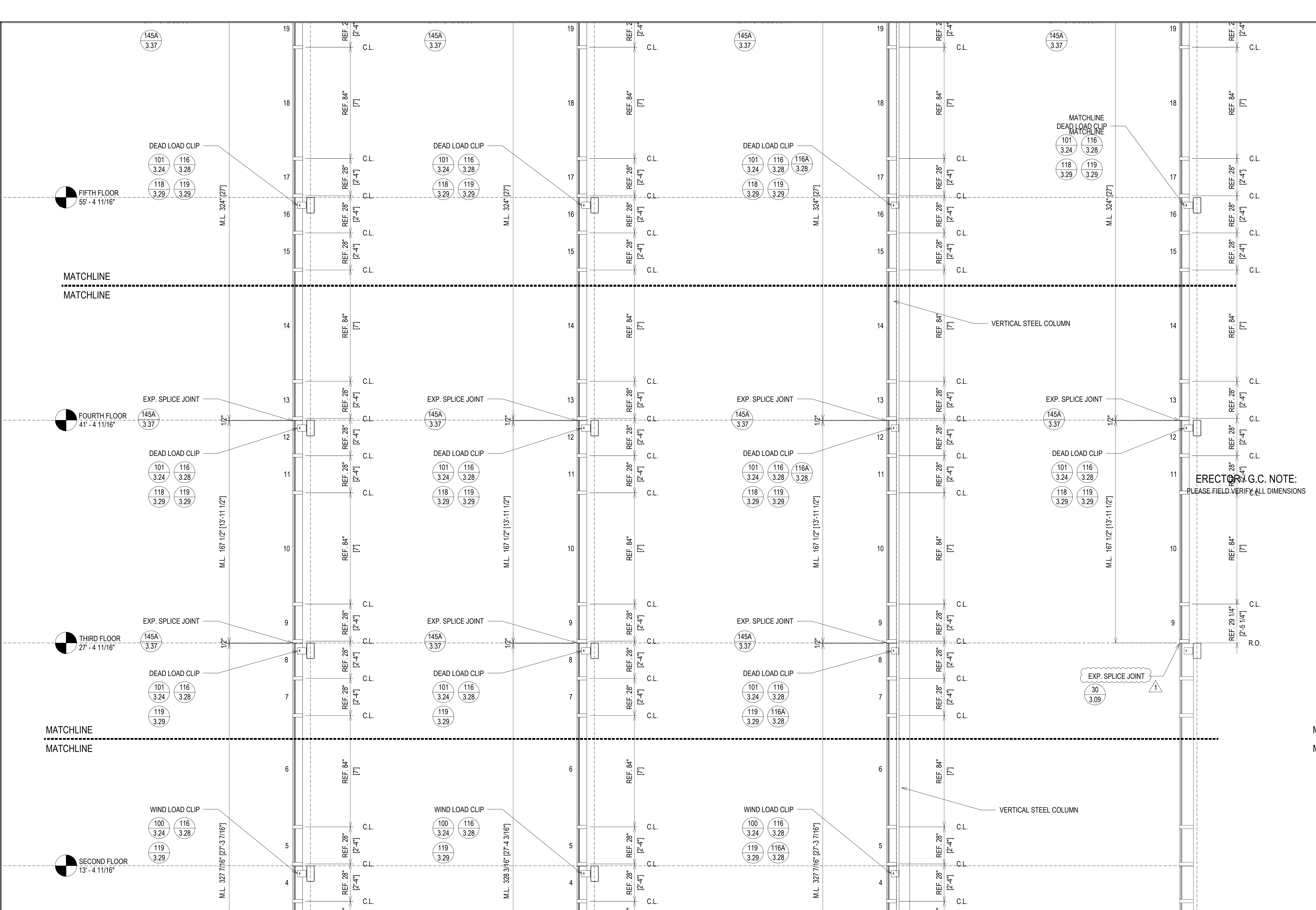
**JOB # 19-017**

DRAWN BY:	DATE:
RA	05.27.20
CHECKED BY:	DATE:
JO	05.27.20

**ERECTOR / G.C. NOTE:**  
 PLEASE FIELD VERIFY ALL DIMENSIONS

**2.47**





REVISION	DATE	DESCRIPTION	DRAWING	SUBMISSION
1ST REVISION	07.22.20			
2ND REVISION (ENGINEERING)	08.31.20			
3RD REVISION (CIV)	09.03.20			
4TH REVISION (RA)	01.19.21			

REVISION	DATE	DESCRIPTION	DRAWING	SUBMISSION
5TH REVISION - RADIUS (RA)	02.17.21			
6TH REVISION - CONNECTOR (RA)	03.31.21			
7TH REVISION - CW2 (GFS)	04.12.21			
8TH REVISION - EXTEND HEAD AND NOTCH (PH)	03.01.22			

**PIEDMONT ATHENS REGIONAL  
MASTER FACILITY PROJECT  
ATHENS, GA 30606**

**GRAHAM-HODGE  
ASSOCIATES INC.**

**JOB # 19-017**

DATE: 05.27.20

DATE: 05.27.20

**2.48**

ERECTOR G.C. NOTE:  
PLEASE FIELD VERIFY ALL DIMENSIONS

MATCHLINE  
DEAD LOAD CLIP  
MATCHLINE

VERTICAL STEEL COLUMN

VERTICAL STEEL COLUMN

145A  
3.37

145A  
3.37

145A  
3.37

145A  
3.37

DEAD LOAD CLIP  
101 116  
3.24 3.28  
118 119  
3.29 3.29

DEAD LOAD CLIP  
101 116  
3.24 3.28  
118 119  
3.29 3.29

DEAD LOAD CLIP  
101 116 116A  
3.24 3.28 3.28  
118 119  
3.29 3.29

DEAD LOAD CLIP  
101 116  
3.24 3.28  
118 119  
3.29 3.29

145A  
3.37

145A  
3.37

145A  
3.37

145A  
3.37

DEAD LOAD CLIP  
101 116  
3.24 3.28  
118 119  
3.29 3.29

DEAD LOAD CLIP  
101 116  
3.24 3.28  
118 119  
3.29 3.29

DEAD LOAD CLIP  
101 116 116A  
3.24 3.28 3.28  
118 119  
3.29 3.29

DEAD LOAD CLIP  
101 116  
3.24 3.28  
118 119  
3.29 3.29

145A  
3.37

145A  
3.37

145A  
3.37

145A  
3.37

DEAD LOAD CLIP  
101 116  
3.24 3.28  
119 3.29

DEAD LOAD CLIP  
101 116  
3.24 3.28  
119 3.29

DEAD LOAD CLIP  
101 116  
3.24 3.28  
119 116A  
3.29 3.28

DEAD LOAD CLIP  
101 116  
3.24 3.28  
119 3.29

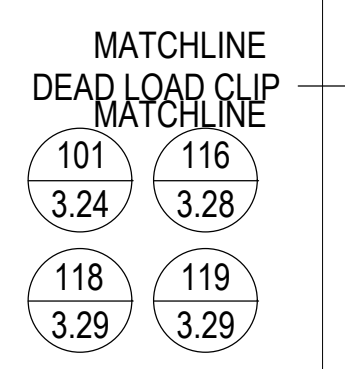
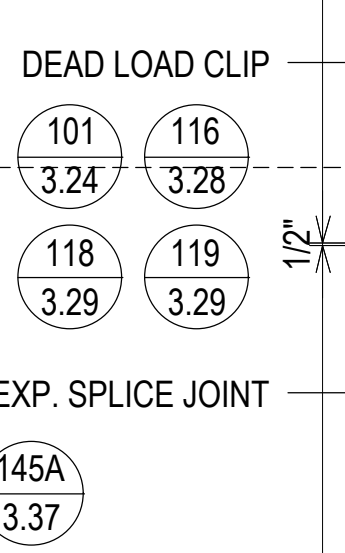
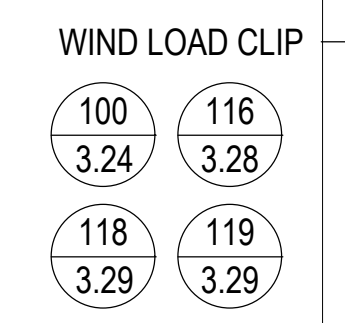
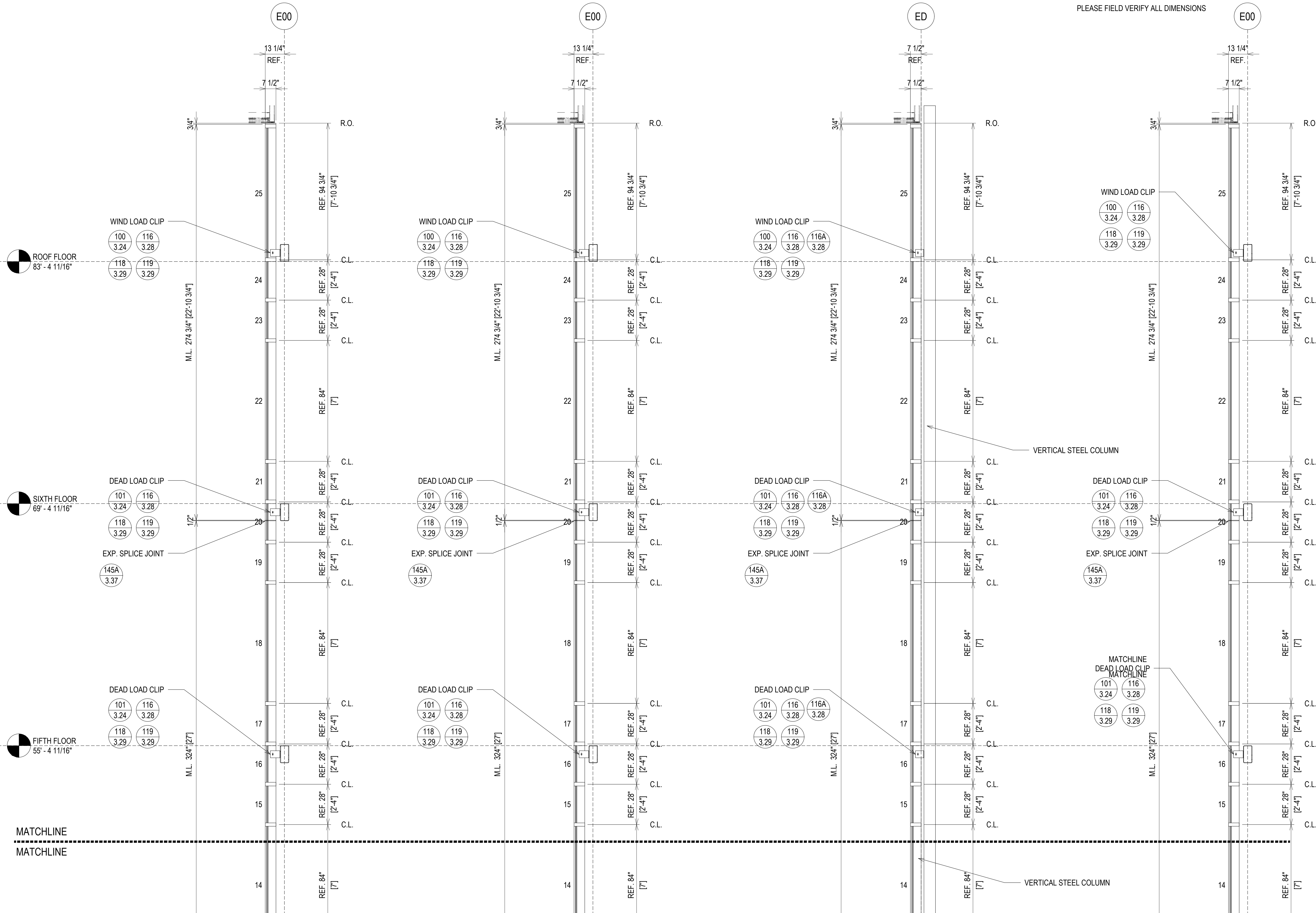
WIND LOAD CLIP  
100 116  
3.24 3.28  
119 3.29

WIND LOAD CLIP  
100 116  
3.24 3.28  
119 3.29

WIND LOAD CLIP  
100 116  
3.24 3.28  
119 116A  
3.29 3.28

EXP. SPLICE JOINT  
30  
3.09

ERECTOR / G.C. NOTE:  
PLEASE FIELD VERIFY ALL DIMENSIONS



07.22.20	1ST REVISION	
08.31.20	2ND REVISION (ENGINEERING)	
09.03.20	3RD REVISION (CIV)	
01.19.21	4TH REVISION (RA)	
DATE	DESCRIPTION	DRAWING SUBMISSION

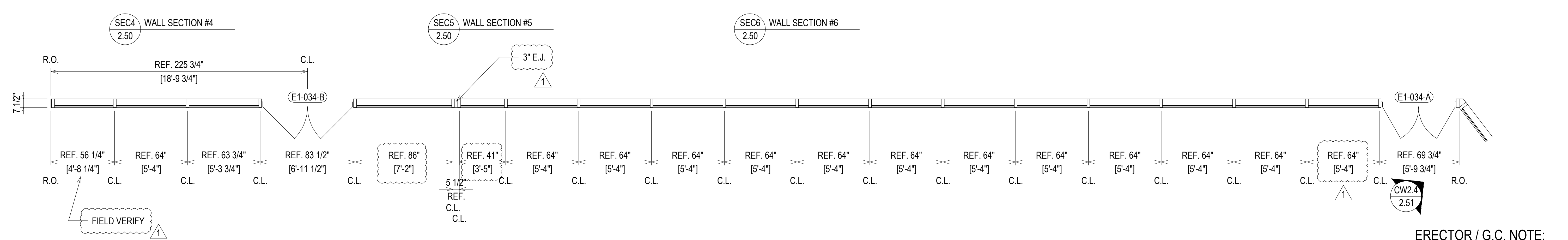
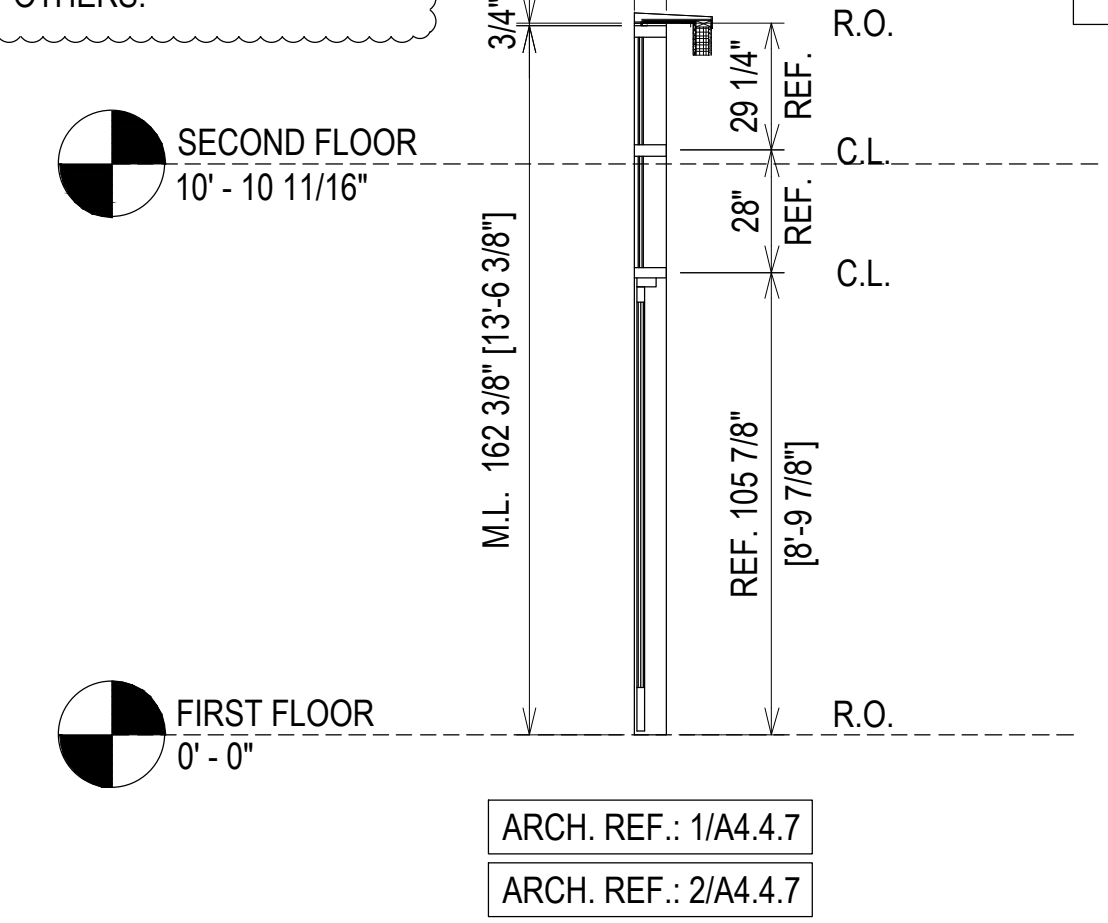
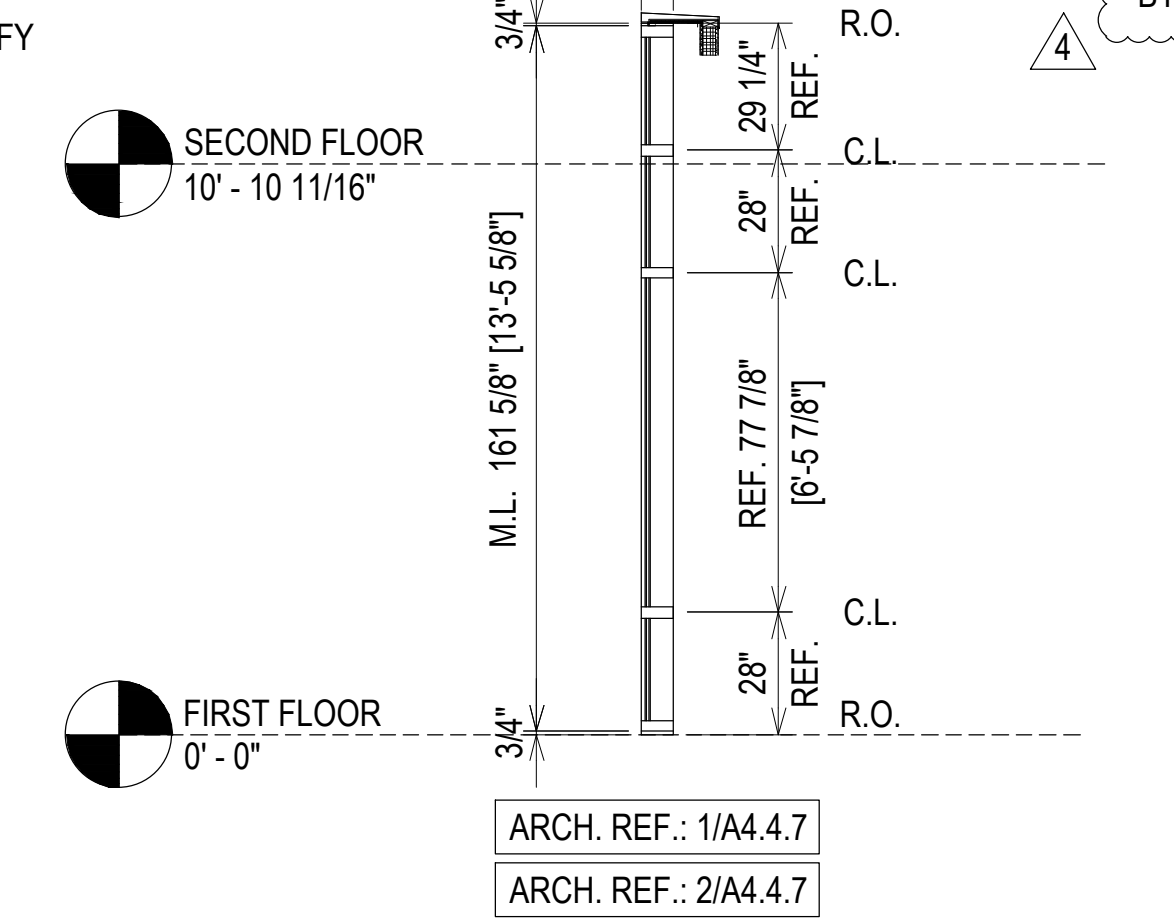
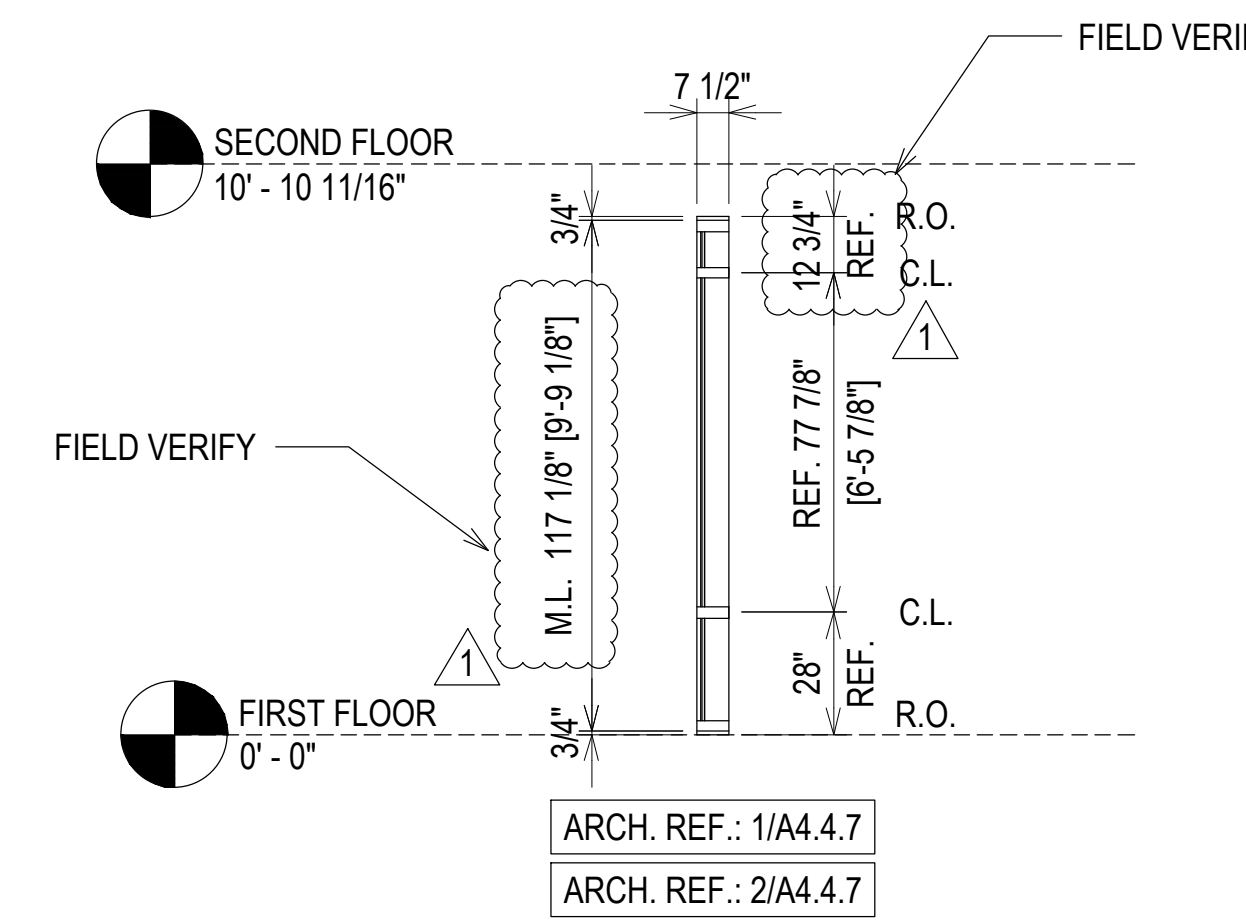
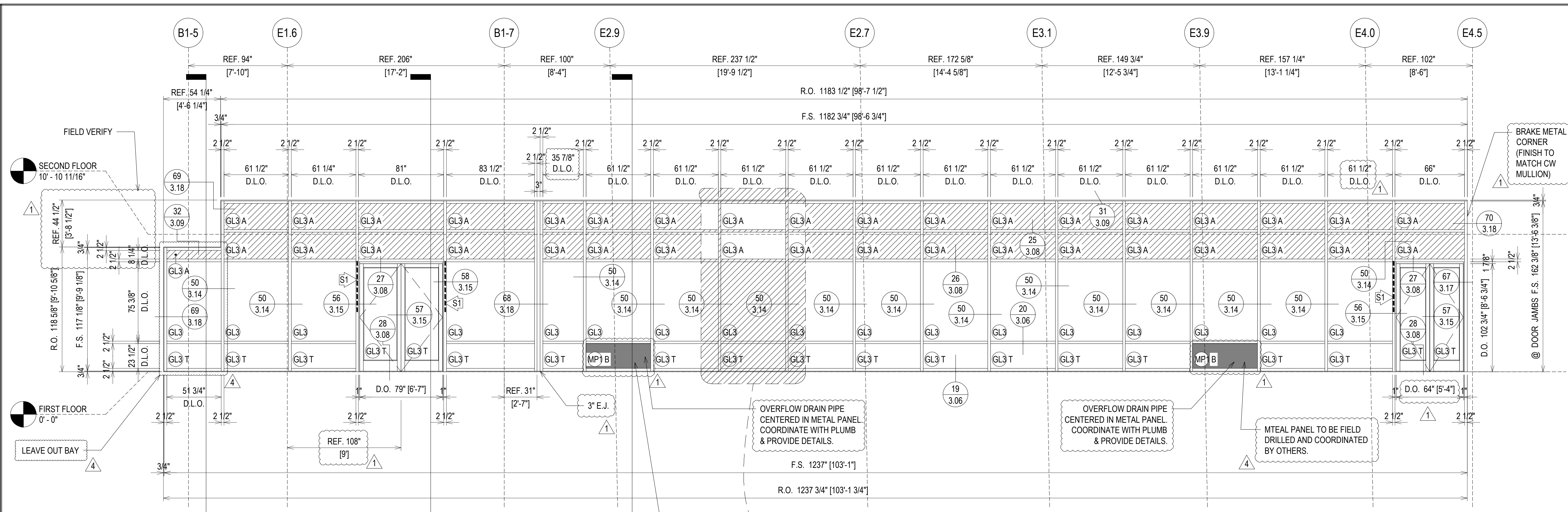
02.17.21	5TH REVISION - RADIUS (RA)	
03.31.21	6TH REVISION - CONNECTOR (RA)	
04.10.21	7TH REVISION - CIVIL (G/S)	
03.01.22	8TH REVISION - EXTEND HEAD AND NOTCH (PH)	
DATE	DESCRIPTION	DRAWING SUBMISSION

**PIEDMONT ATHENS REGIONAL  
MASTER FACILITY PROJECT  
ATHENS, GA 30606**

**GRAHAM-HODGE  
ASSOCIATES INC.**

JOB # 19-017

DRAWN BY:	DATE:
RA	05.27.20
CHECKED BY:	DATE:
JO	05.27.20



NO	DATE	DESCRIPTION	DRAWING SUBMISSION
1	07.22.20	1ST REVISION	
2	08.31.20	2ND REVISION (ENGINEERING)	
3	09.03.20	3RD REVISION (CW)	
4	01.19.21	4TH REVISION (RA)	

NO	DATE	DESCRIPTION	DRAWING SUBMISSION
5	02.17.21	5TH REVISION (RA)	
6	03.31.21	6TH REVISION - CONNECTOR (RA)	
7	04.10.21	7TH REVISION - CW2.19 (GS)	
8	03.01.22	8TH REVISION - EXTEND HEAD AND NOTCH (RH)	

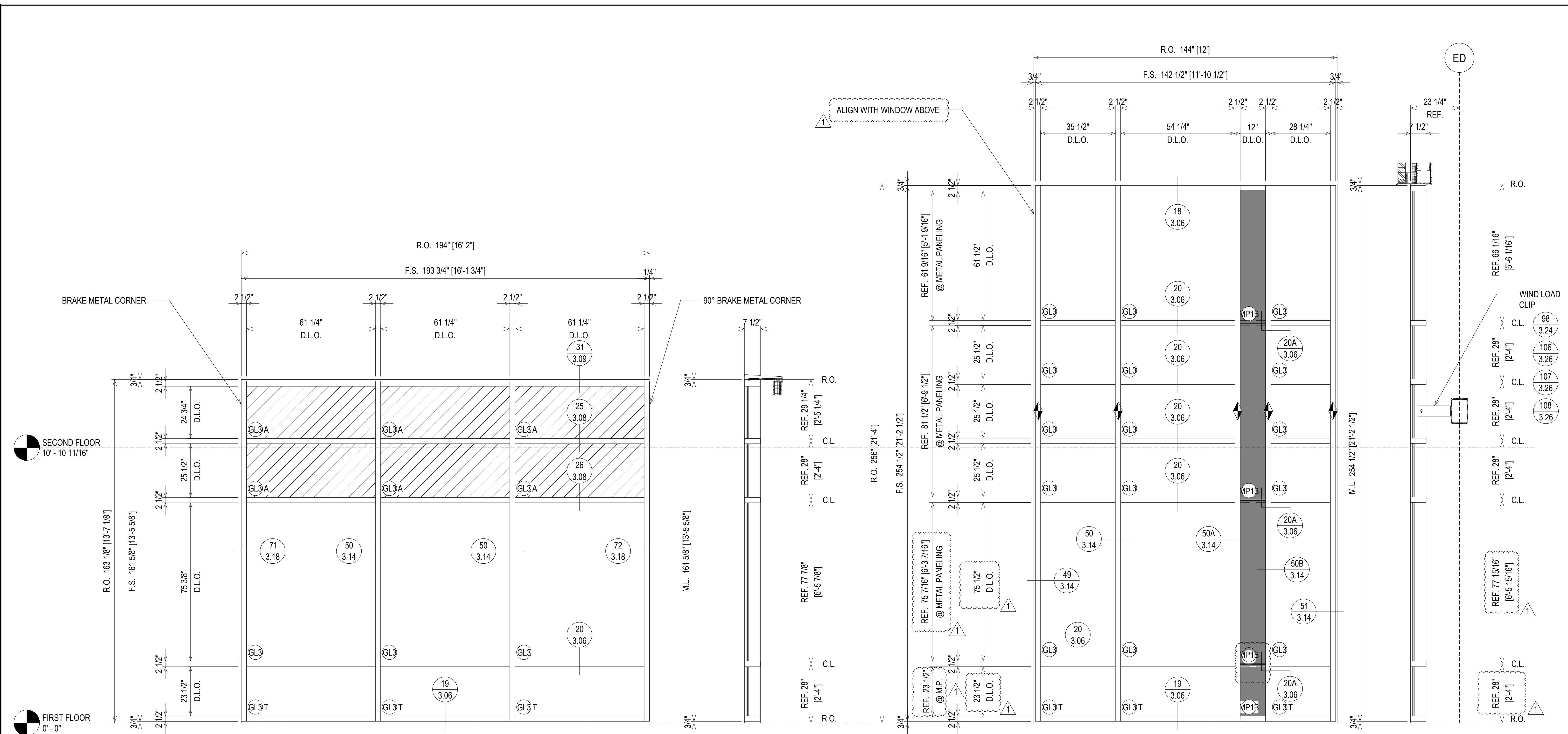
**PIEDMONT ATHENS REGIONAL MASTER FACILITY PROJECT**  
ATHENS, GA 30606

**GRAHAM-HODGE ASSOCIATES INC.**

JOB # 19-017

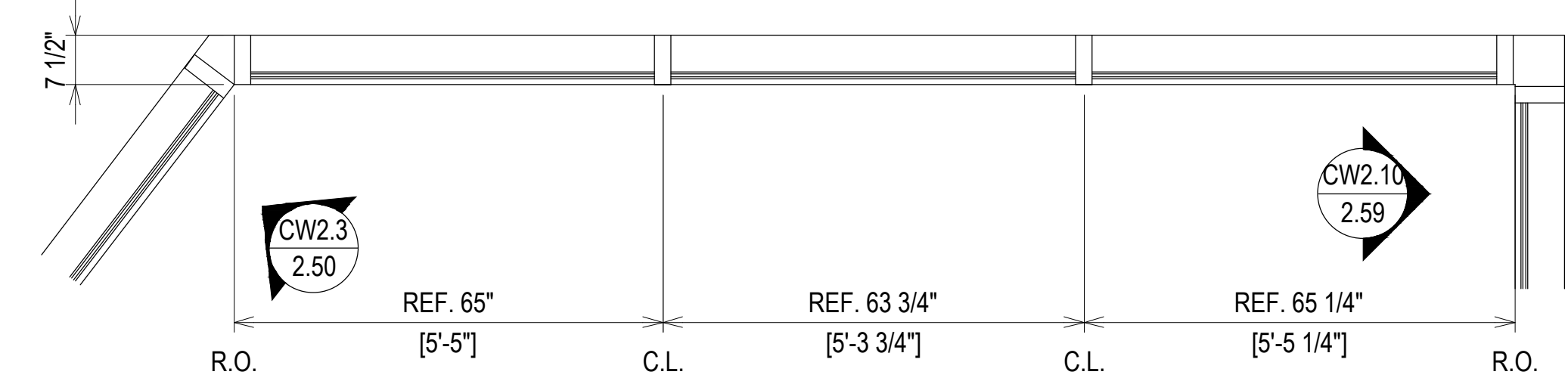
ERECTOR / G.C. NOTE:  
PLEASE FIELD VERIFY ALL DIMENSIONS

2.50

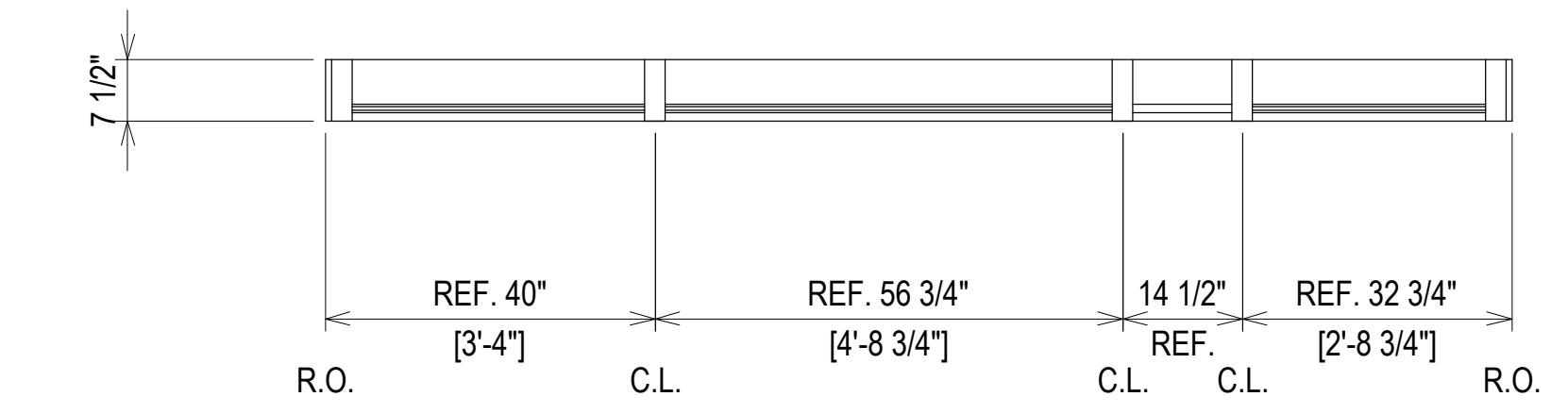


SECOND FLOOR  
10' - 10 11/16"

FIRST FLOOR  
0' - 0"



**ELEVATION CW2.4**  
SCALE: 1/2" = 1'-0"  
KAWNEER 1600 SYS. 1 - 2 1/2" X 7 1/2"  
EXTERIOR CURTAIN WALL  
1" INSULATED GLASS  
QUANTITY: 1



**ELEVATION CW2.5**  
SCALE: 1/2" = 1'-0"  
KAWNEER 1600 SYS. 1 - 2 1/2" X 7 1/2"  
EXTERIOR CURTAIN WALL  
1" INSULATED GLASS  
QUANTITY: 2

REVISION	DATE	DESCRIPTION	SUBMISSION
1ST REVISION	07.22.20		DRAWING
2ND REVISION (ENGINEERING)	08.31.20		SUBMISSION
3RD REVISION (CW)	09.03.20		SUBMISSION
4TH REVISION (RA)	01.19.21		SUBMISSION

REVISION	DATE	DESCRIPTION	SUBMISSION
5TH REVISION - RADIUS (RA)	02.17.21		SUBMISSION
6TH REVISION - CONNECTOR (RA)	03.31.21		SUBMISSION
7TH REVISION - CW2.19 (GFS)	04.12.21		SUBMISSION
8TH REVISION - EXTEND HEAD AND NOTCH (PH)	03.01.22		SUBMISSION

**PIEDMONT ATHENS REGIONAL  
MASTER FACILITY PROJECT  
ATHENS, GA 30606**

**GRAHAM-HODGE  
ASSOCIATES INC.**

**JOB # 19-017**

DRAWN BY:	DATE:
RA	05.27.20
CHECKED BY:	DATE:
JO	05.27.20

**ERECTOR / G.C. NOTE:**  
PLEASE FIELD VERIFY ALL DIMENSIONS

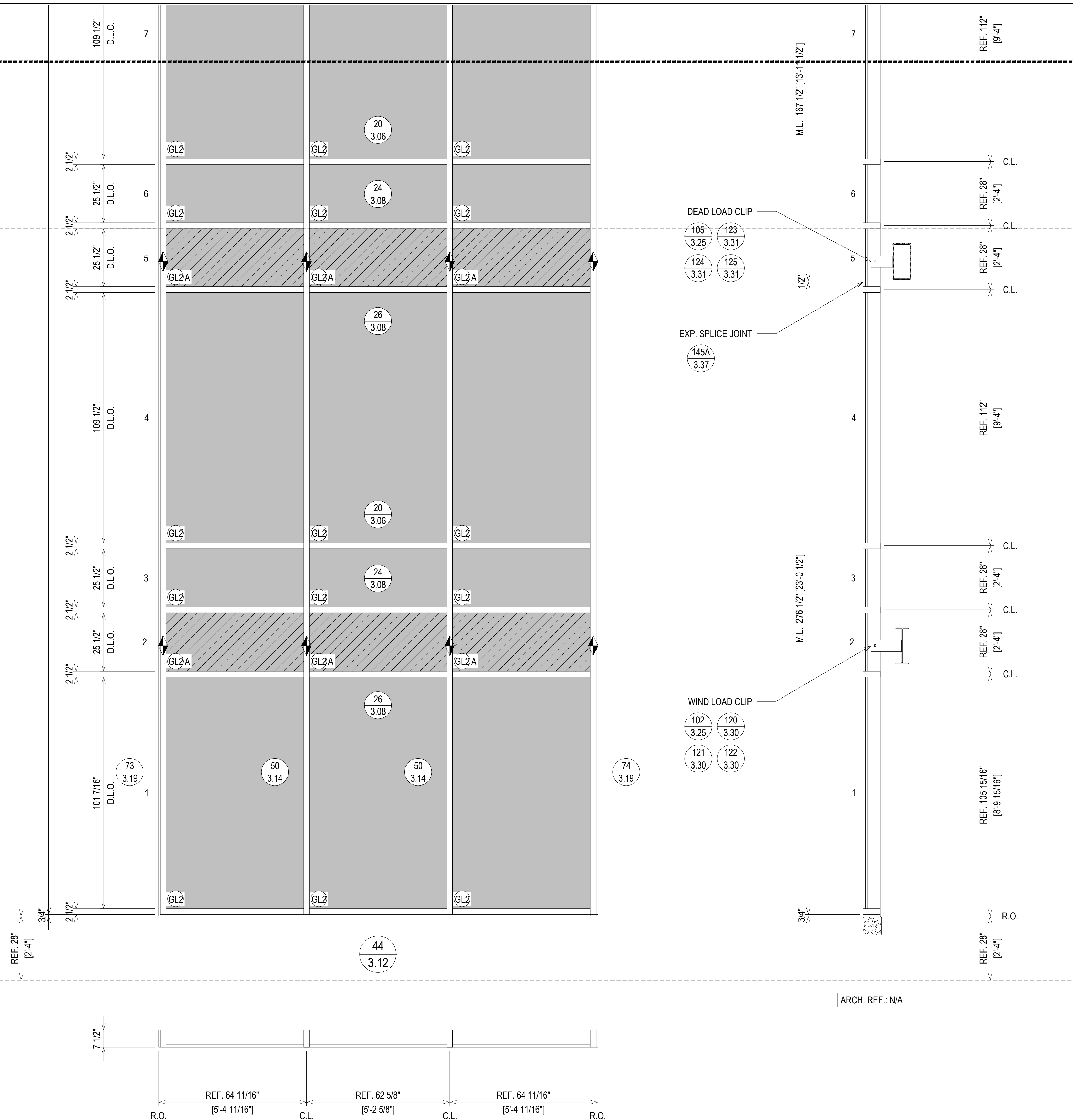
MATCHLINE  
MATCHLINE

MATCHLINE  
MATCHLINE

THIRD FLOOR  
27' - 4 11/16"

SECOND FLOOR  
13' - 4 11/16"


FIRST FLOOR  
0' - 0"



ELEVATION CW2.6  
SCALE: 1/2" = 1'-0"  
KAWNEER 1600 SYS. 1 - 2 1/2" X 7 1/2"  
EXTERIOR CURTAIN WALL  
1" INSULATED GLASS  
QUANTITY: 1

NO	DESCRIPTION	DATE	NO	DESCRIPTION	DATE
02.17.21	5TH REVISION - RADIUS (RA)	02.17.21	01.19.21	4TH REVISION (RA)	01.19.21
03.31.21	6TH REVISION - CONNECTOR (RA)	03.31.21	03.31.20	2ND REVISION (ENGINEERING)	03.31.20
04.12.21	7TH REVISION - CW2.19 (GFS)	04.12.21	09.03.20	3RD REVISION (CW)	09.03.20
03.01.22	8TH REVISION - EXTEND HEAD AND NOTCH (GH)	03.01.22			

**PIEDMONT ATHENS REGIONAL  
MASTER FACILITY PROJECT  
ATHENS, GA 30606**



JOB # 19-017

DRAWN BY:	DATE:
RA	05.27.20
CHECKED BY:	DATE:
JO	05.27.20

ERECTOR / G.C. NOTE:  
PLEASE FIELD VERIFY ALL DIMENSIONS

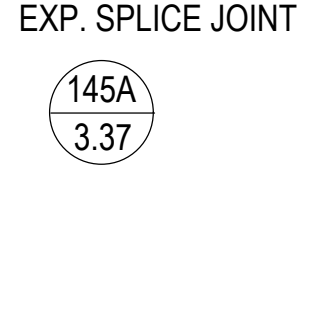
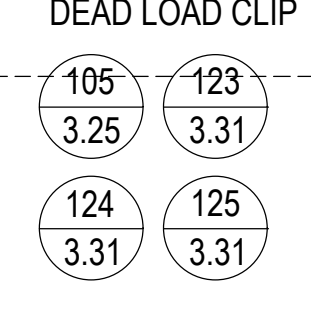
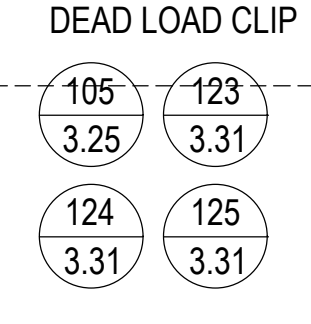
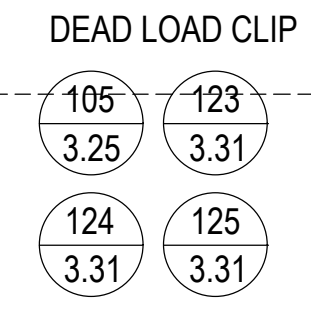
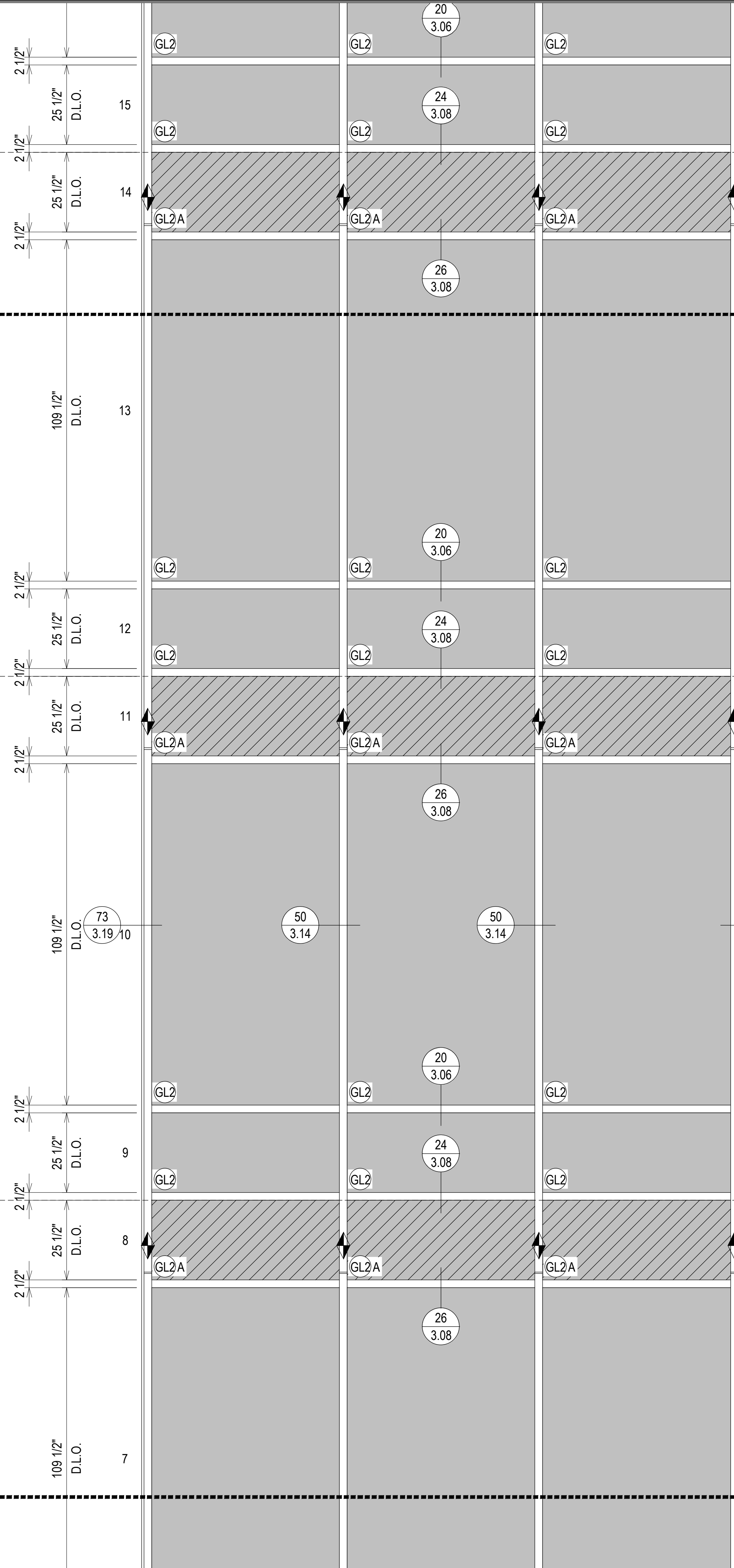
SIXTH FLOOR  
69' - 4 11/16"

FIFTH FLOOR  
55' - 4 11/16"

FOURTH FLOOR  
41' - 4 11/16"

R.O. 1143 1/8" [95'-3 1/8"]

F.S. 1141 5/8" [95'-1 5/8"]



ELEVATION CW2.6  
SCALE: 1/2" = 1'-0"  
KAWNEER 1600 SYS. 1 - 2 1/2" X 7 1/2"  
EXTERIOR CURTAIN WALL  
1" INSULATED GLASS  
QUANTITY: 1

ERECTOR / G.C. NOTE:  
PLEASE FIELD VERIFY ALL DIMENSIONS

MATCHLINE

MATCHLINE

MATCHLINE

MATCHLINE

NO	DATE	DESCRIPTION	NO	DATE	DESCRIPTION
1	07.22.20		1	07.22.20	
2	08.31.20	1ST REVISION (ENGINEERING)	2	08.31.20	1ST REVISION (ENGINEERING)
3	09.03.20	2ND REVISION (ENGINEERING)	3	09.03.20	2ND REVISION (ENGINEERING)
4	01.19.21	3RD REVISION (CW)	4	01.19.21	3RD REVISION (CW)
5		4TH REVISION (RA)	5		4TH REVISION (RA)

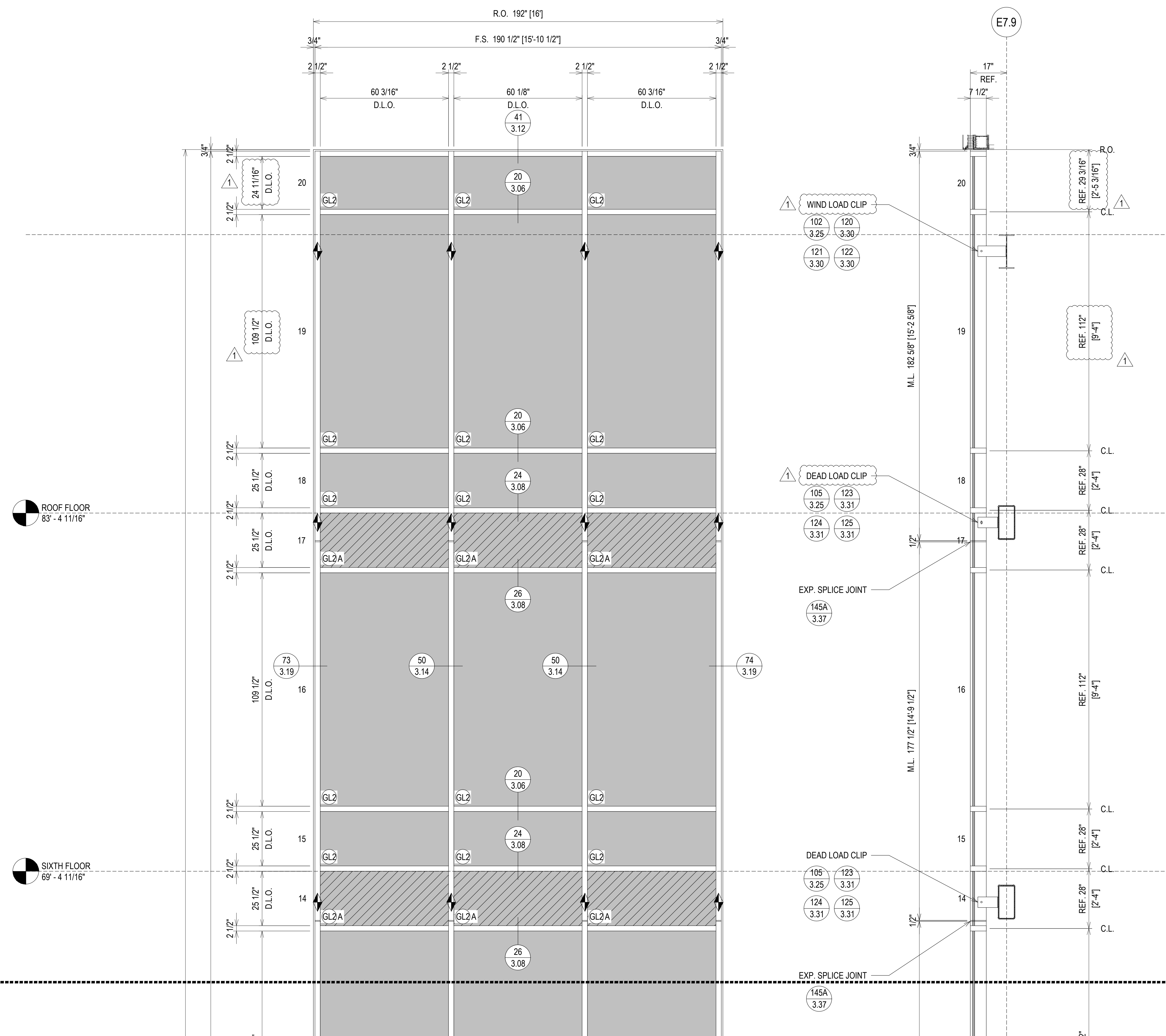
PIEDMONT ATHENS REGIONAL  
MASTER FACILITY PROJECT  
ATHENS, GA 30606



JOB # 19-017

DRAWN BY:	DATE:
RA	05.27.20
CHECKED BY:	DATE:
JO	05.27.20


ERECTOR / G.C. NOTE:  
PLEASE FIELD VERIFY ALL DIMENSIONS



ELEVATION CW2.6  
SCALE: 1/2" = 1'-0"  
KAWNEER 1600 SYS. 1 - 2 1/2" X 7 1/2"  
EXTERIOR CURTAIN WALL  
1" INSULATED GLASS  
QUANTITY: 1

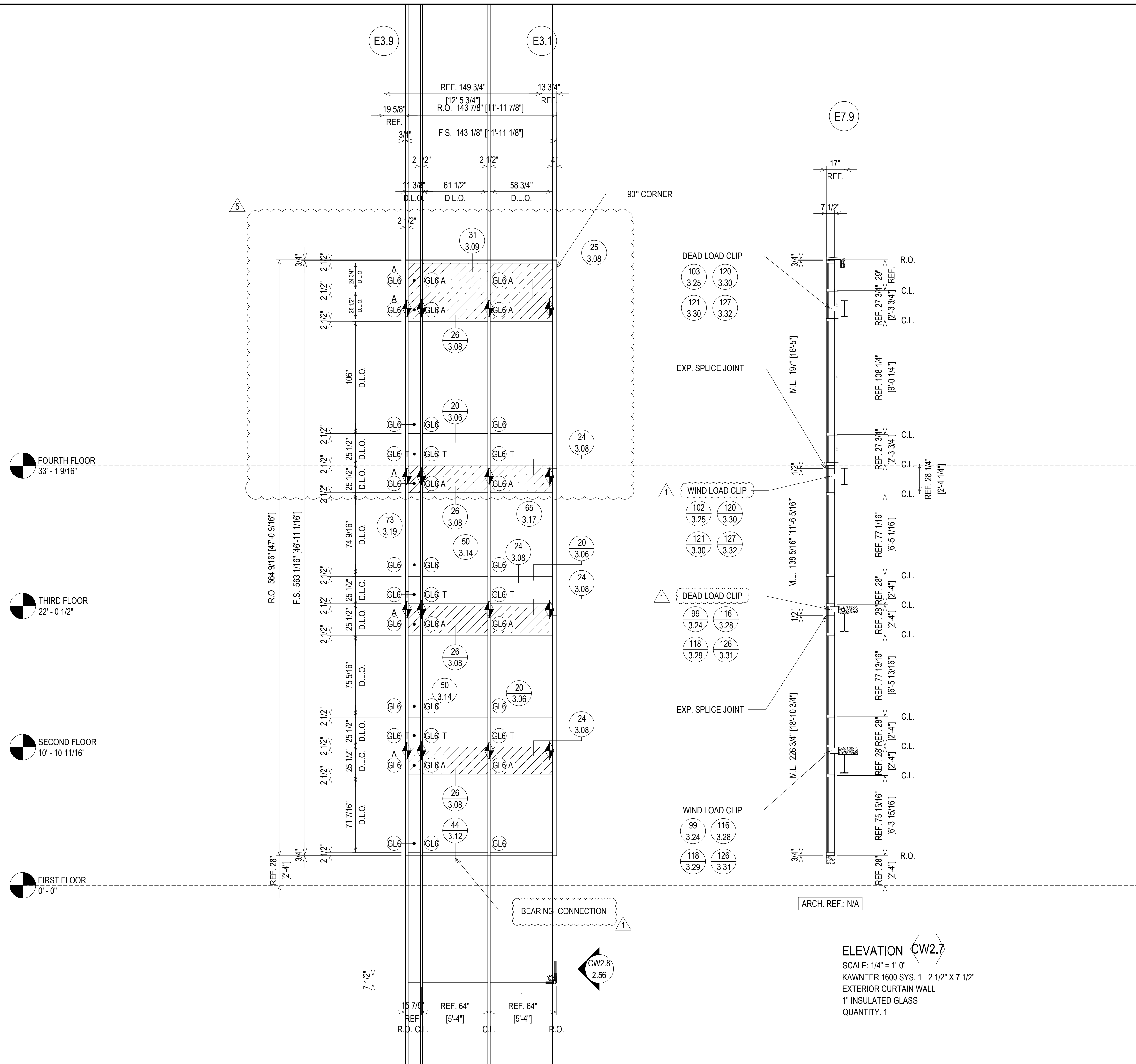
NO	DESCRIPTION	DATE	DRAWING	SUBMISSION
02.17.21	5TH REVISION - RADIUS (RA)	02.17.21	NO	NO
03.31.21	6TH REVISION - CONNECTOR (RA)	03.31.21	NO	NO
04.12.21	7TH REVISION - CW2.19 (GFS)	04.12.21	NO	NO
03.01.22	8TH REVISION - EXTEND HEAD AND NOTCH (GH)	03.01.22	NO	NO
07.22.20	1ST REVISION	07.22.20	NO	NO
08.31.20	2ND REVISION (ENGINEERING)	08.31.20	NO	NO
09.03.20	3RD REVISION (CW)	09.03.20	NO	NO
01.19.21	4TH REVISION (RA)	01.19.21	NO	NO

**PIEDMONT ATHENS REGIONAL  
MASTER FACILITY PROJECT  
ATHENS, GA 30606**



JOB # 19-017

DRAWN BY:	DATE:
RA	05.27.20
CHECKED BY:	DATE:
JO	05.27.20



DEAD LOAD CLIP	103 3.25	120 3.30
	121 3.30	127 3.32
WIND LOAD CLIP	102 3.25	120 3.30
	121 3.30	127 3.32
DEAD LOAD CLIP	99 3.24	116 3.28
	118 3.29	126 3.31
WIND LOAD CLIP	99 3.24	116 3.28
	118 3.29	126 3.31

**ELEVATION CW2.7**  
 SCALE: 1/4" = 1'-0"  
 KAWNEER 1600 SYS. 1 - 2 1/2" X 7 1/2"  
 EXTERIOR CURTAIN WALL  
 1" INSULATED GLASS  
 QUANTITY: 1

ERECTOR / G.C. NOTE:  
 PLEASE FIELD VERIFY ALL DIMENSIONS

**PIEDMONT ATHENS REGIONAL  
 MASTER FACILITY PROJECT  
 ATHENS, GA 30606**

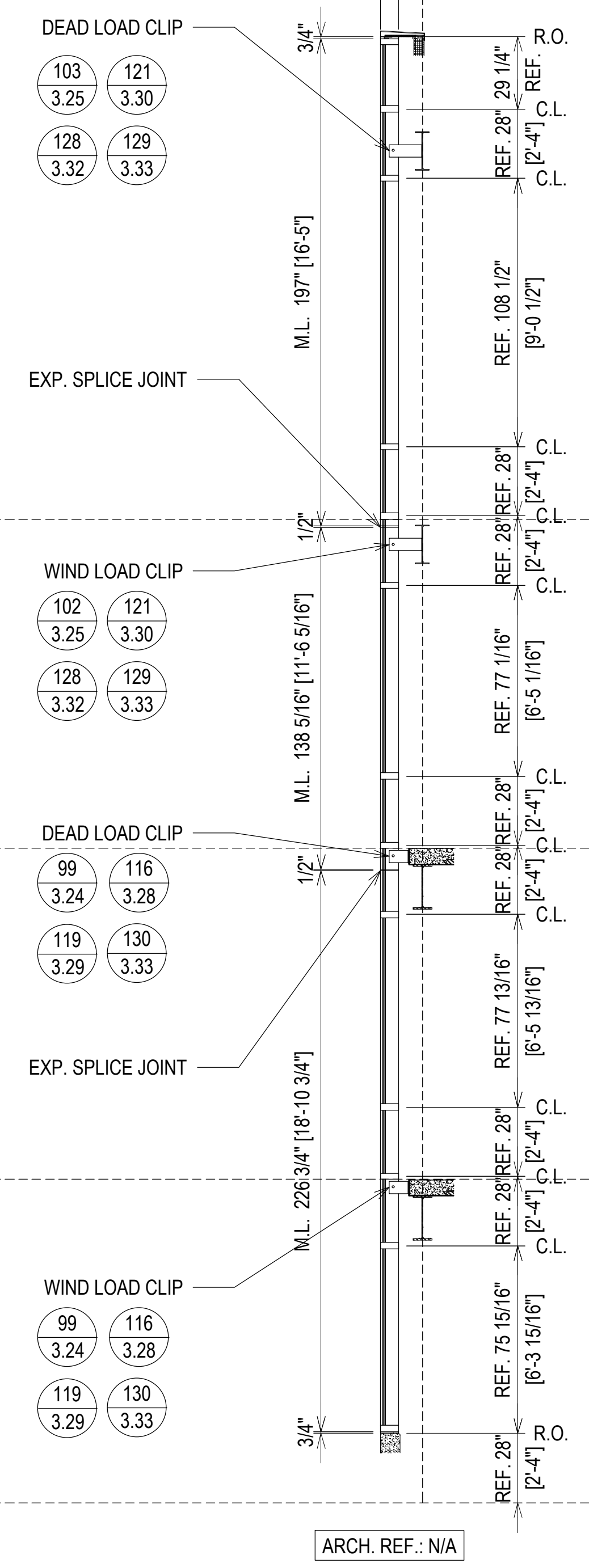
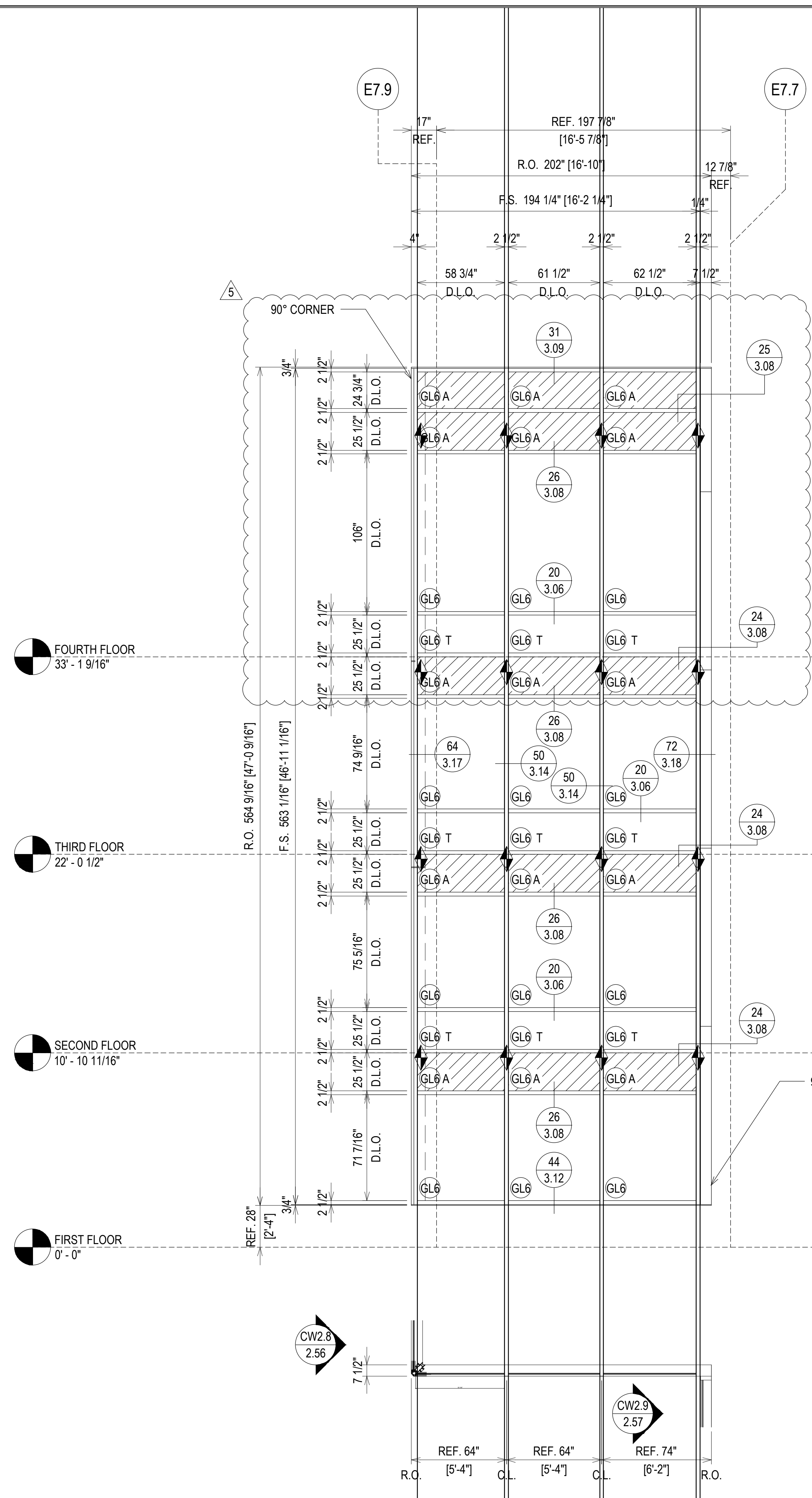
**GRAHAM-HODGE  
 ASSOCIATES INC.**

**JOB # 19-017**

NO	DATE	DESCRIPTION	NO	DATE	DESCRIPTION
1	02.17.21	5TH REVISION - RADIUS (RA)	1	07.22.20	1ST REVISION
2	03.31.21	6TH REVISION - CONNECTOR (RA)	2	08.31.20	2ND REVISION (ENGINEERING)
3	04.12.21	7TH REVISION - CW2.19 (GFS)	3	09.03.20	3RD REVISION (CW)
4	03.01.22	8TH REVISION - EXTEND HEAD AND NOTCH (GH)	4	01.19.21	4TH REVISION (RA)

DRAWING SUBMISSION





**ELEVATION CW2.8**  
 SCALE: 1/4" = 1'-0"  
 KAWNEER 1600 SYS. 1 - 2 1/2" X 7 1/2"  
 EXTERIOR CURTAIN WALL  
 1" INSULATED GLASS  
 QUANTITY: 1

FOURTH FLOOR  
33' - 1 9/16"

THIRD FLOOR  
22' - 0 1/2"


SECOND FLOOR  
10' - 10 11/16"

FIRST FLOOR  
0' - 0"

07.22.20	1ST REVISION	
08.31.20	2ND REVISION (ENGINEERING)	
09.03.20	3RD REVISION (CW)	
01.19.21	4TH REVISION (RA)	
	DESCRIPTION	
	DRAWING	SUBMISSION

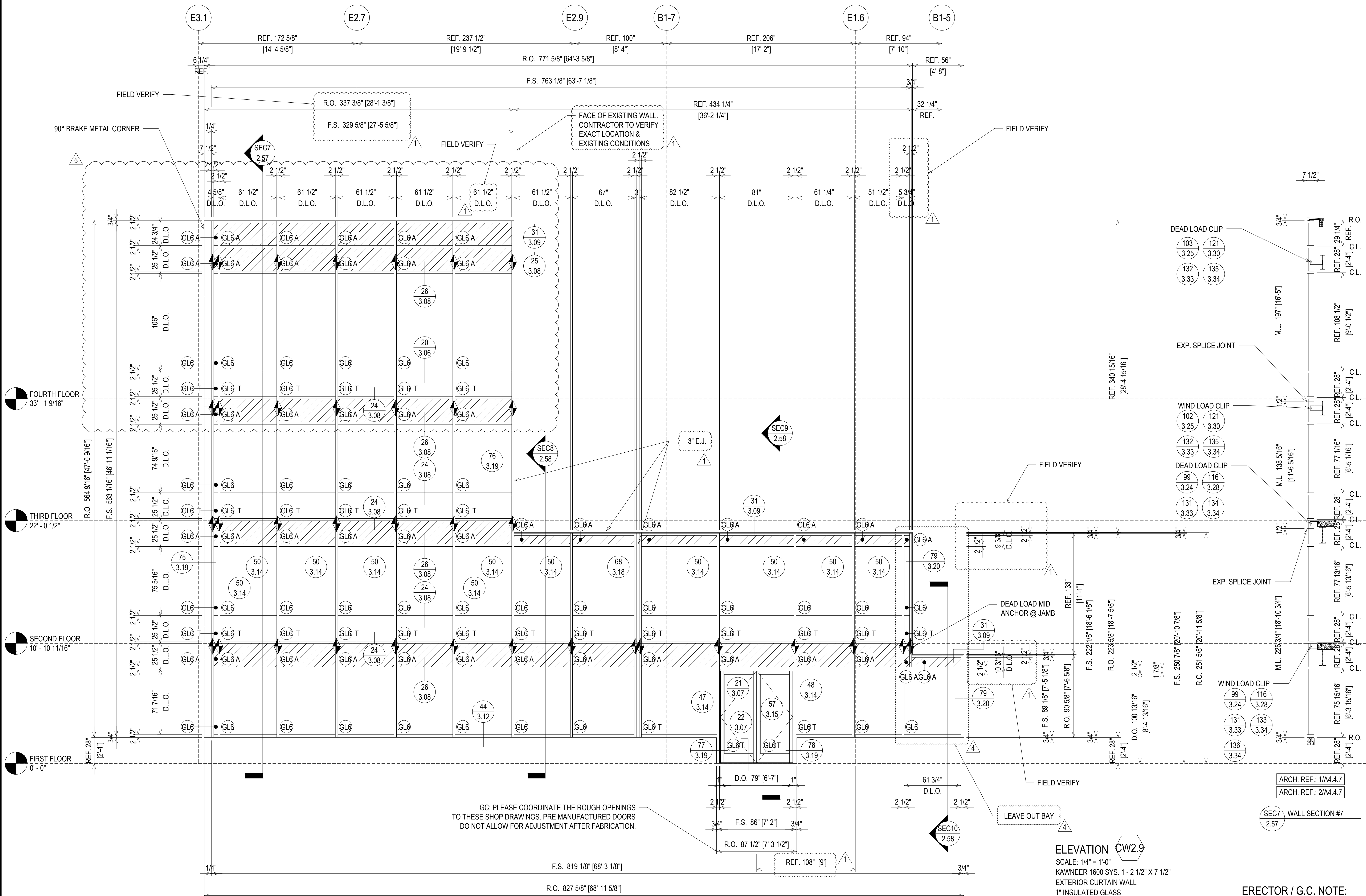
02.17.21	5TH REVISION - RADIUS (RA)	
03.31.21	6TH REVISION - CONNECTOR (RA)	
04.12.21	7TH REVISION - CW2.19 (GFS)	
03.01.22	8TH REVISION - EXTEND HEAD AND NOTCH (PH)	
	DESCRIPTION	
	DRAWING	SUBMISSION

**PIEDMONT ATHENS REGIONAL  
 MASTER FACILITY PROJECT  
 ATHENS, GA 30606**



JOB # 19-017

DRAWN BY:	DATE:
RA	05.27.20
CHECKED BY:	DATE:
JO	05.27.20



**ELEVATION CW2.9**  
 SCALE: 1/4" = 1'-0"  
 KAWNEER 1600 SYS. 1 - 2 1/2" X 7 1/2"  
 EXTERIOR CURTAIN WALL  
 1" INSULATED GLASS  
 QUANTITY: 1

**ERECTOR / G.C. NOTE:**  
 PLEASE FIELD VERIFY ALL DIMENSIONS

07.22.20	DATE	
08.31.20	DATE	
09.03.20	DATE	
01.19.21	DATE	
1ST REVISION	DESCRIPTION	DRAWING SUBMISSION
2ND REVISION (ENGINEERING)		
3RD REVISION (CIVIL)		
4TH REVISION (RA)		
5TH REVISION (RA)	DATE	NO
6TH REVISION - CONNECTOR (RA)	DATE	NO
7TH REVISION - CW2.9 (GFS)	DATE	NO
8TH REVISION - EXTEND HEAD AND NOTCH (PH)	DATE	NO

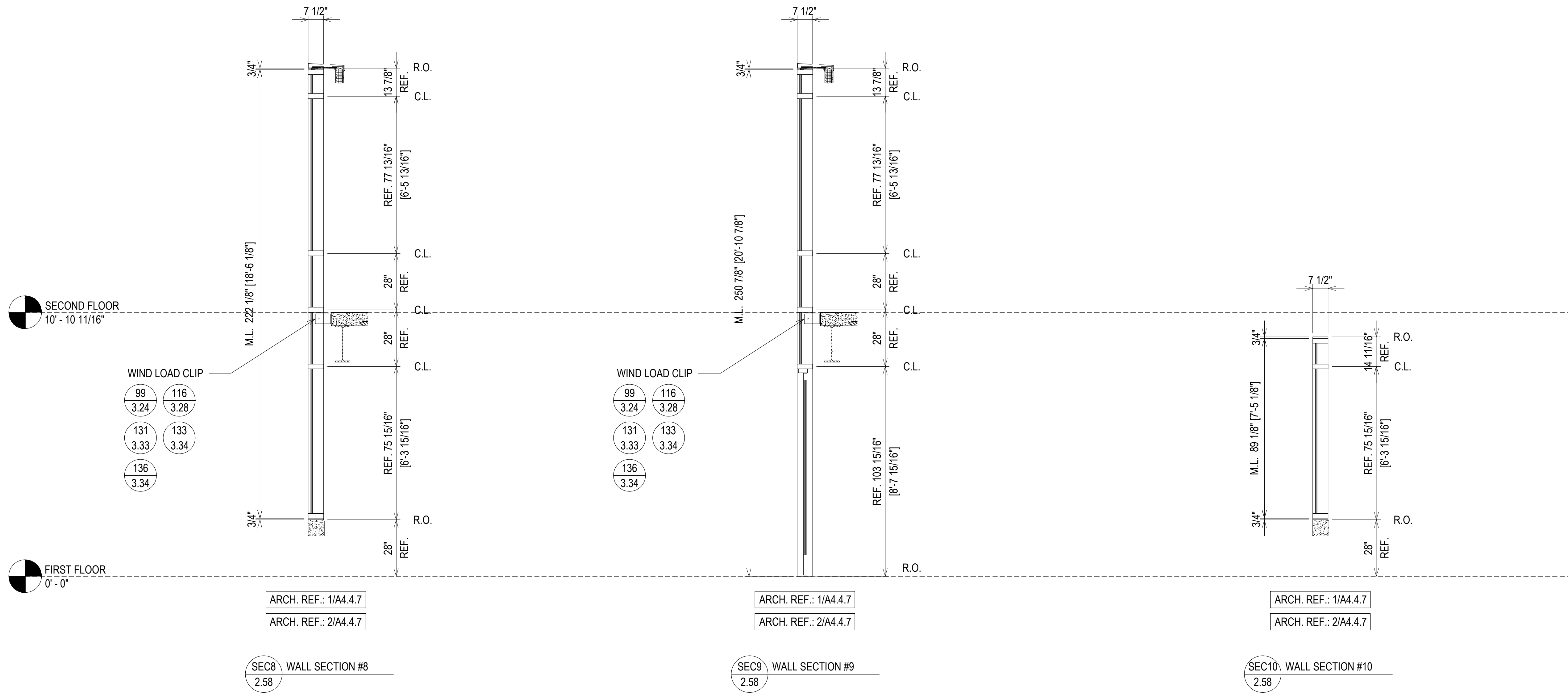
**PIEDMONT ATHENS REGIONAL  
 MASTER FACILITY PROJECT  
 ATHENS, GA 30606**

**GRAHAM-HODGE  
 ASSOCIATES INC.**

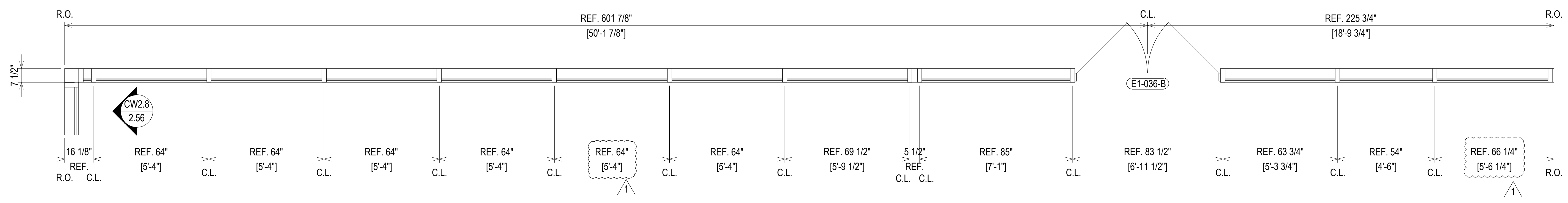
**JOB # 19-017**

DRAWN BY: RA DATE: 05.27.20  
 CHECKED BY: JO DATE: 05.27.20

**2.57**



**ELEVATION CW2.9**  
 SCALE: 3/8" = 1'-0"  
 KAWNEER 1600 SYS. 1 - 2 1/2" X 7 1/2"  
 EXTERIOR CURTAIN WALL  
 1" INSULATED GLASS  
 QUANTITY: 1



07.22.20	1ST REVISION	
08.31.20	2ND REVISION (ENGINEERING)	
09.03.20	3RD REVISION (CW)	
01.19.21	4TH REVISION (RA)	
	DESCRIPTION	DRAWING SUBMISSION
	NO	DATE

02.17.21	5TH REVISION (RA)	
03.31.21	6TH REVISION - CONNECTOR (RA)	
04.12.21	7TH REVISION - CW2.19 (GFS)	
03.01.22	8TH REVISION - EXTEND HEAD AND NOTCH (GH)	
	DESCRIPTION	DRAWING SUBMISSION
	NO	DATE

**PIEDMONT ATHENS REGIONAL  
 MASTER FACILITY PROJECT  
 ATHENS, GA 30606**



**JOB # 19-017**

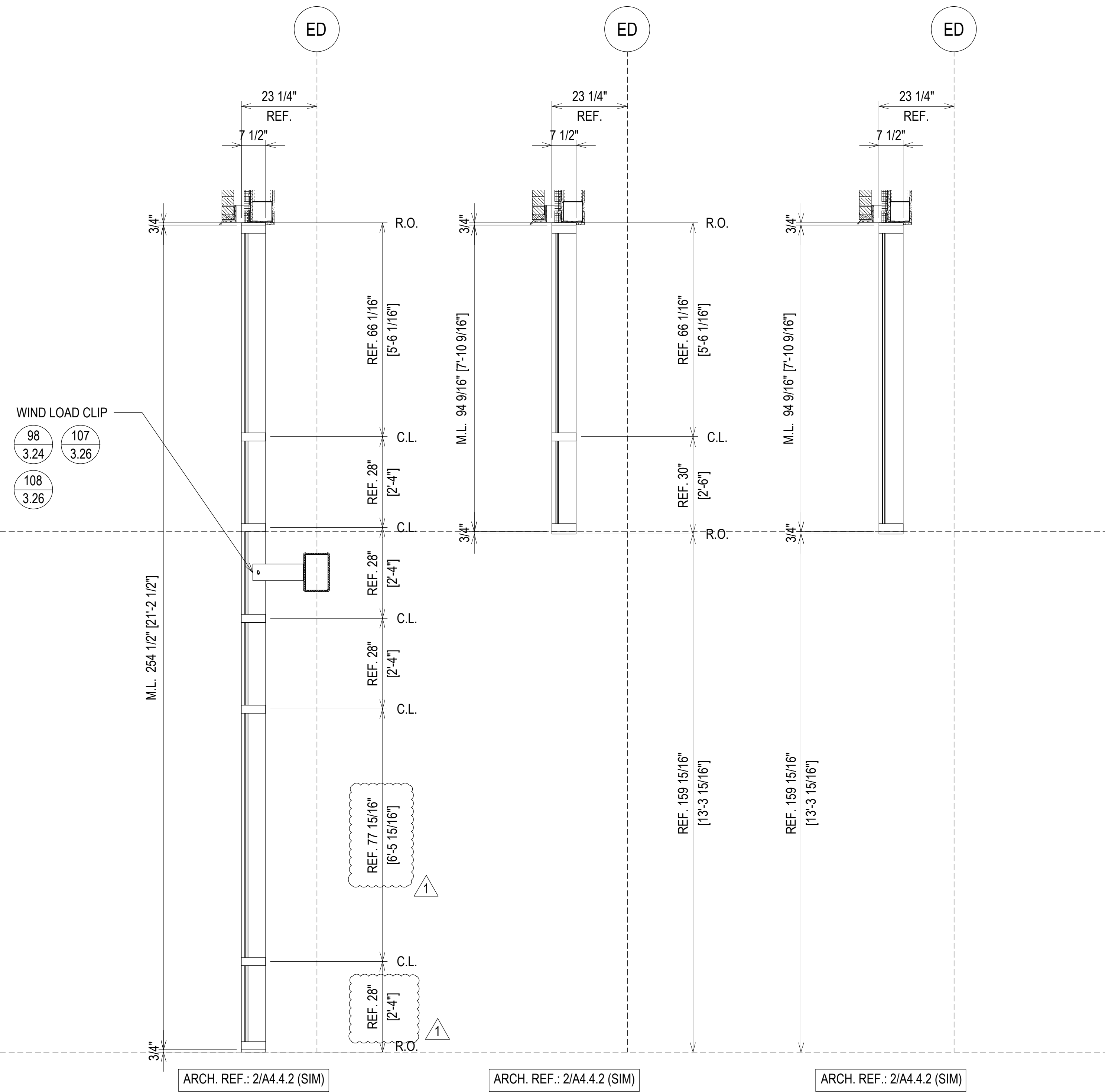
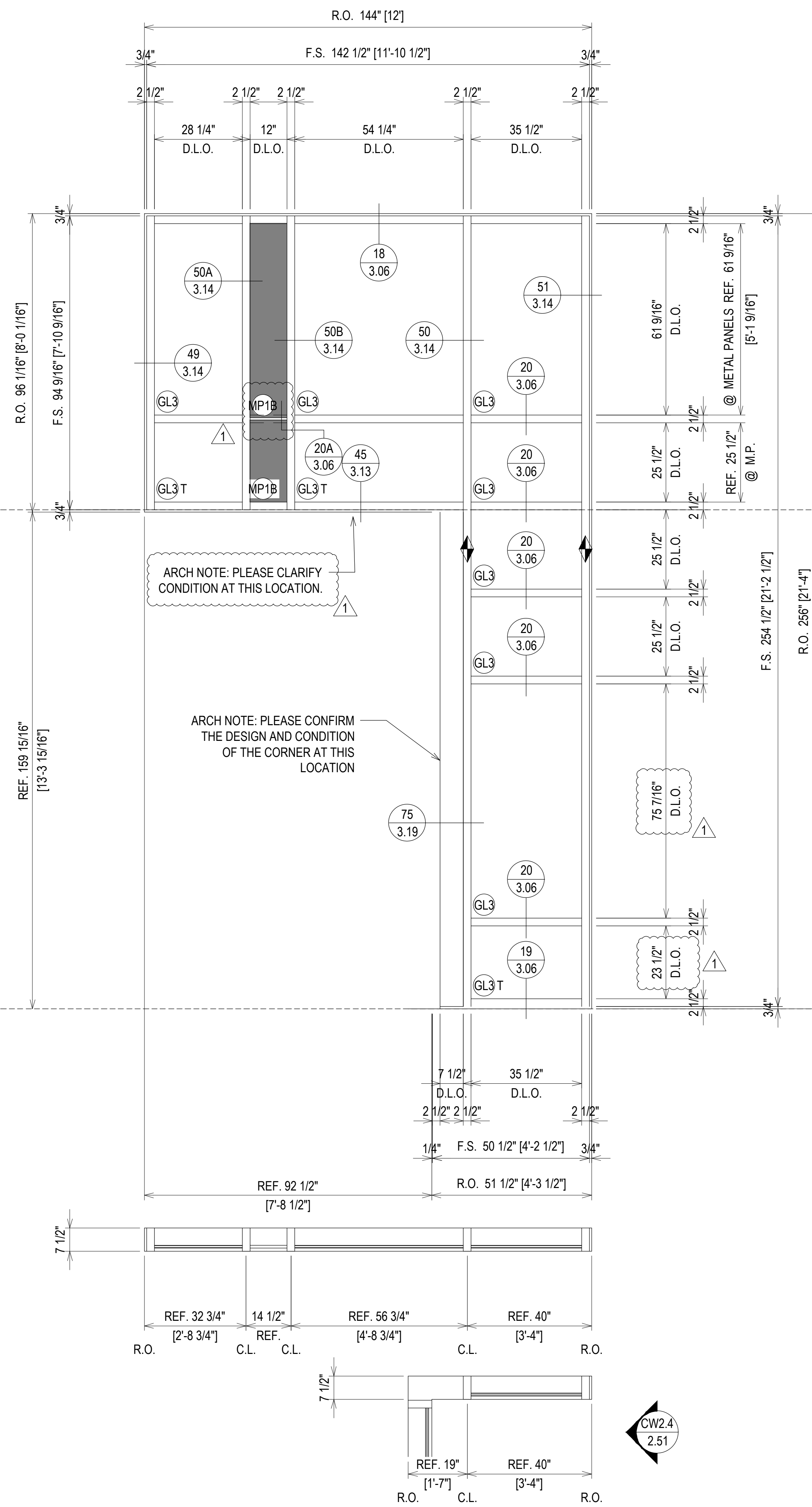
DRAWN BY:	DATE:
RA	05.27.20
CHECKED BY:	DATE:
JO	05.27.20

**ERECTOR / G.C. NOTE:**  
 PLEASE FIELD VERIFY ALL DIMENSIONS

**2.58**

SECOND FLOOR  
13'-4 11/16"

FIRST FLOOR  
0'-0"



**ELEVATION CW2.10**  
SCALE: 1/2" = 1'-0"  
KAWNEER 1600 SYS. 1 - 2 1/2" X 7 1/2"  
EXTERIOR CURTAIN WALL  
1" INSULATED GLASS  
QUANTITY: 1

CW2.4  
2.51

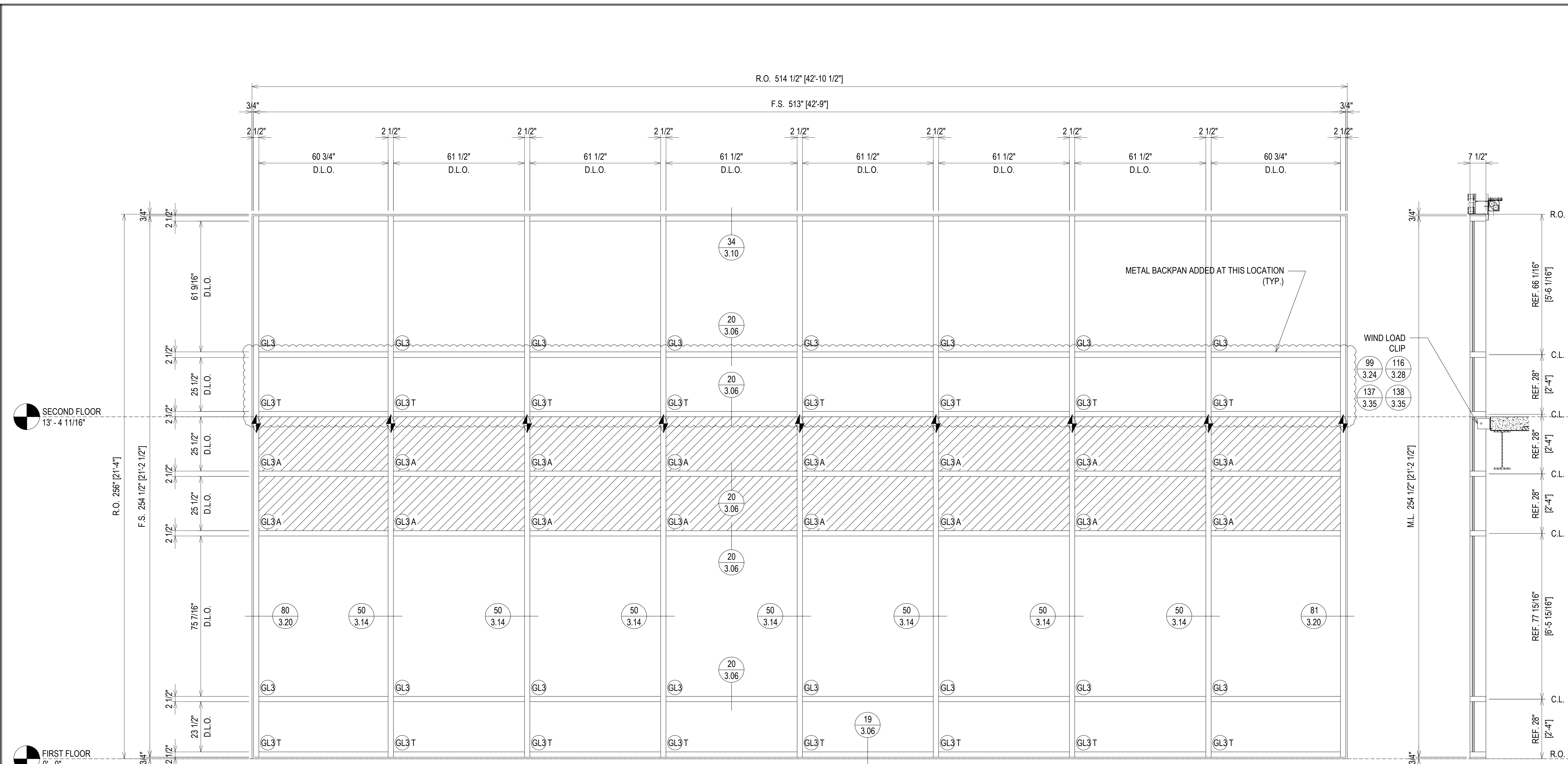
PIEDMONT ATHENS REGIONAL MASTER FACILITY PROJECT ATHENS, GA 30606		DRAWING SUBMISSION		DATE	07.22.20
5TH REVISION - RADIUS (RA)	02.17.21	NO	NO	DATE	03.31.21
6TH REVISION - CONNECTOR (RA)	03.31.21	NO	NO	DATE	04.12.21
7TH REVISION - CW2.19 (GFS)	04.12.21	NO	NO	DATE	03.01.22
8TH REVISION - EXTEND HEAD AND NOTCH (GH)	03.01.22	NO	NO	DATE	01.19.21
1ST REVISION	07.22.20	NO	NO	DATE	
2ND REVISION (ENGINEERING)	08.31.20	NO	NO	DATE	
3RD REVISION (CW)	09.03.20	NO	NO	DATE	
4TH REVISION (RA)	01.19.21	NO	NO	DATE	
DESCRIPTION		DRAWING SUBMISSION		DATE	

**GRAHAM-HODGE**  
ASSOCIATES INC.

JOB # 19-017

ERECTOR / G.C. NOTE:  
PLEASE FIELD VERIFY ALL DIMENSIONS

2.59



SECOND FLOOR  
13' - 4 11/16"

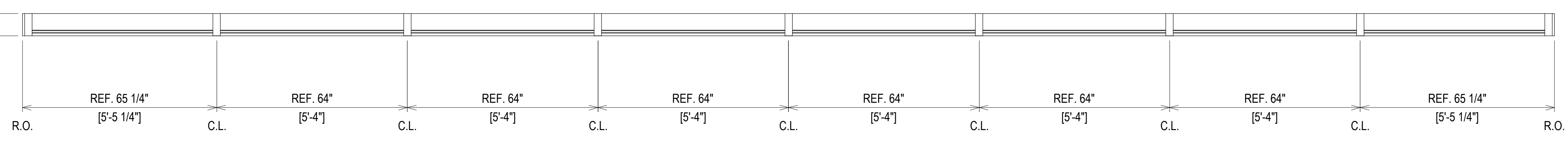
FIRST FLOOR  
0' - 0"

METAL BACKPAN ADDED AT THIS LOCATION (TYP.)

WIND LOAD CLIP

99	116
3.24	3.28
137	138
3.35	3.35

ARCH. REF.: 2/A4.4.6




ELEVATION CW2.11  
SCALE: 1/2" = 1'-0"  
KAWNEER 1600 SYS. 1 - 2 1/2" X 7 1/2"  
EXTERIOR CURTAIN WALL  
1" INSULATED GLASS  
QUANTITY: 1

ERECTOR / G.C. NOTE:  
PLEASE FIELD VERIFY ALL DIMENSIONS

07.22.20	1ST REVISION		
08.31.20	2ND REVISION (ENGINEERING)		
09.03.20	3RD REVISION (CW)		
01.19.21	4TH REVISION (RA)		
	DESCRIPTION	NO	DATE

02.17.21	5TH REVISION (RA)		
03.31.21	6TH REVISION - CONNECTOR (RA)		
04.12.21	7TH REVISION - CW2.19 (GFS)		
03.01.22	8TH REVISION - EXTEND HEAD AND NOTCH (PH)		
	DESCRIPTION	NO	DATE

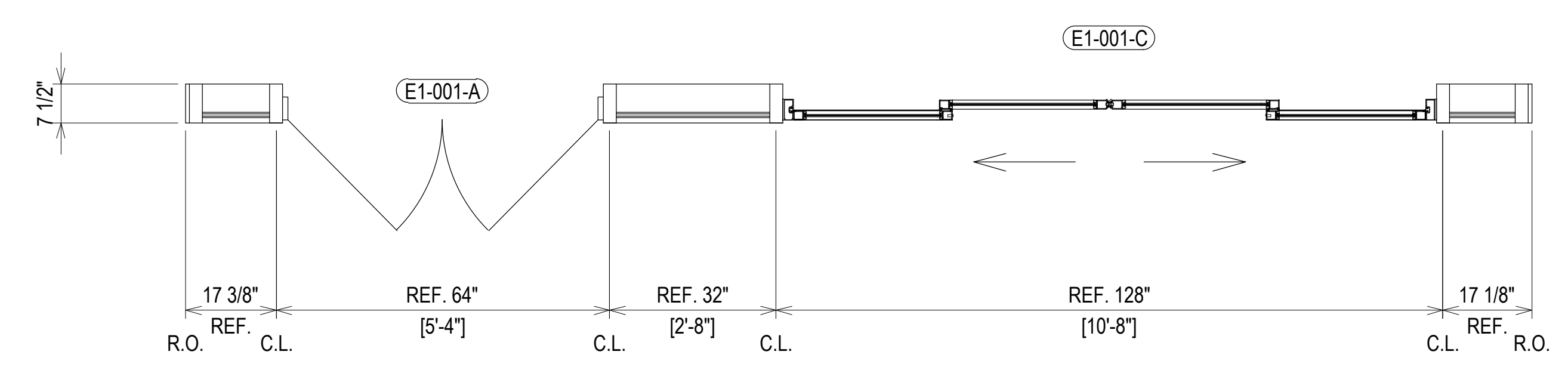
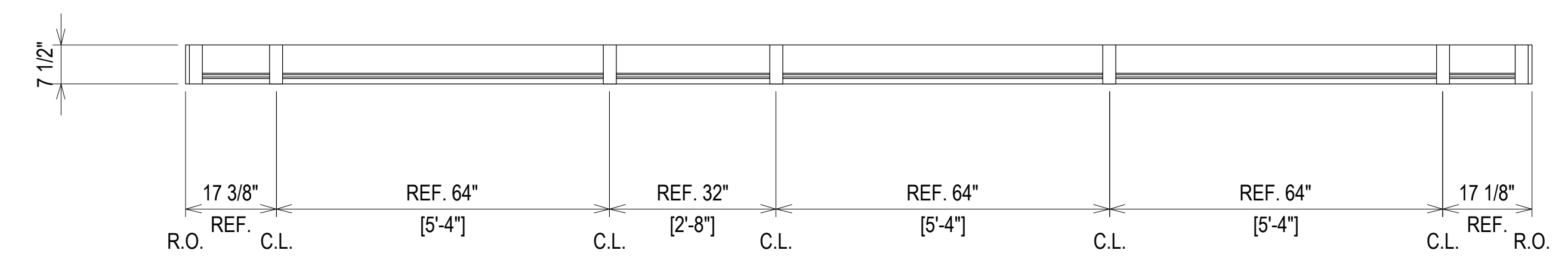
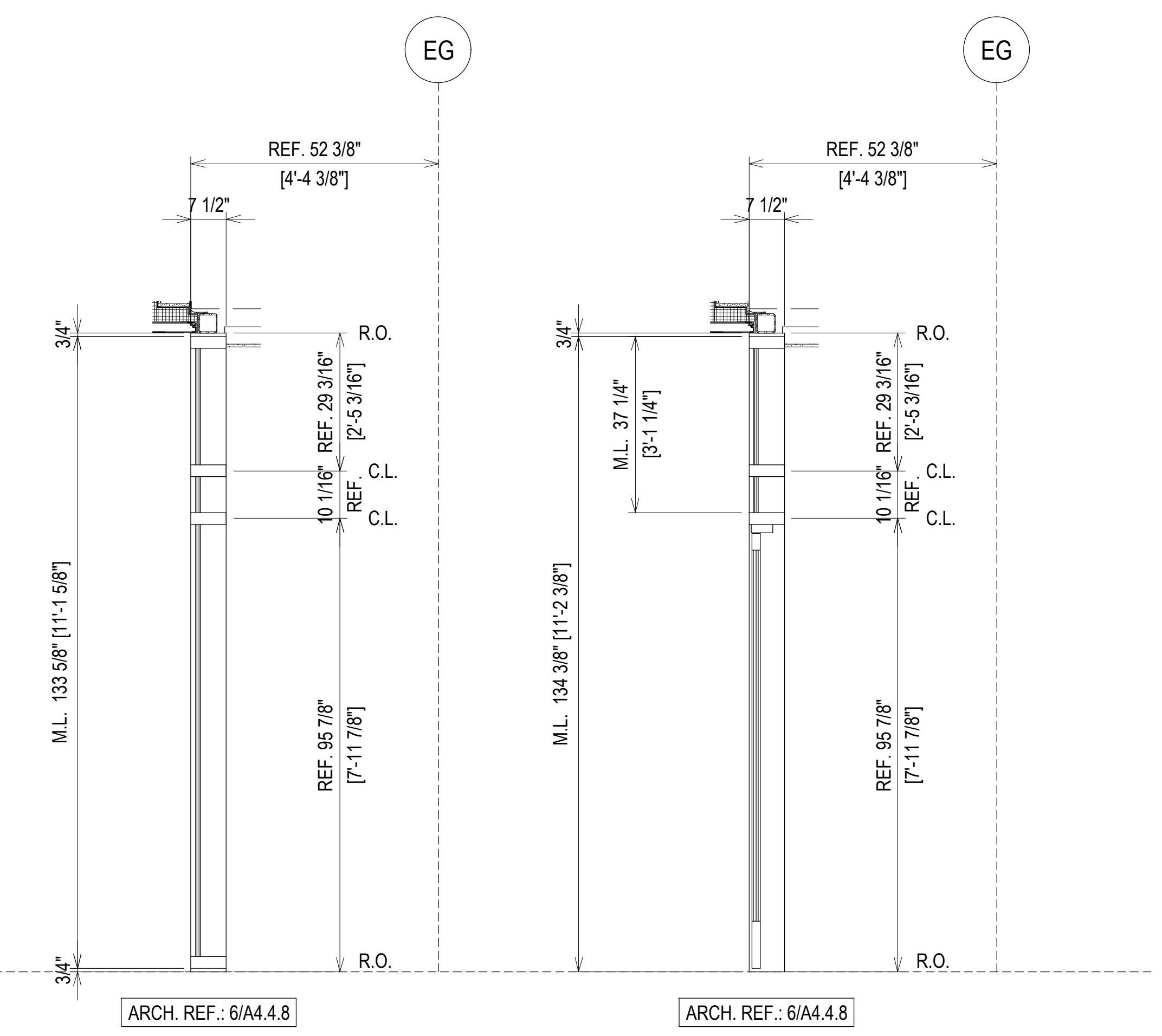
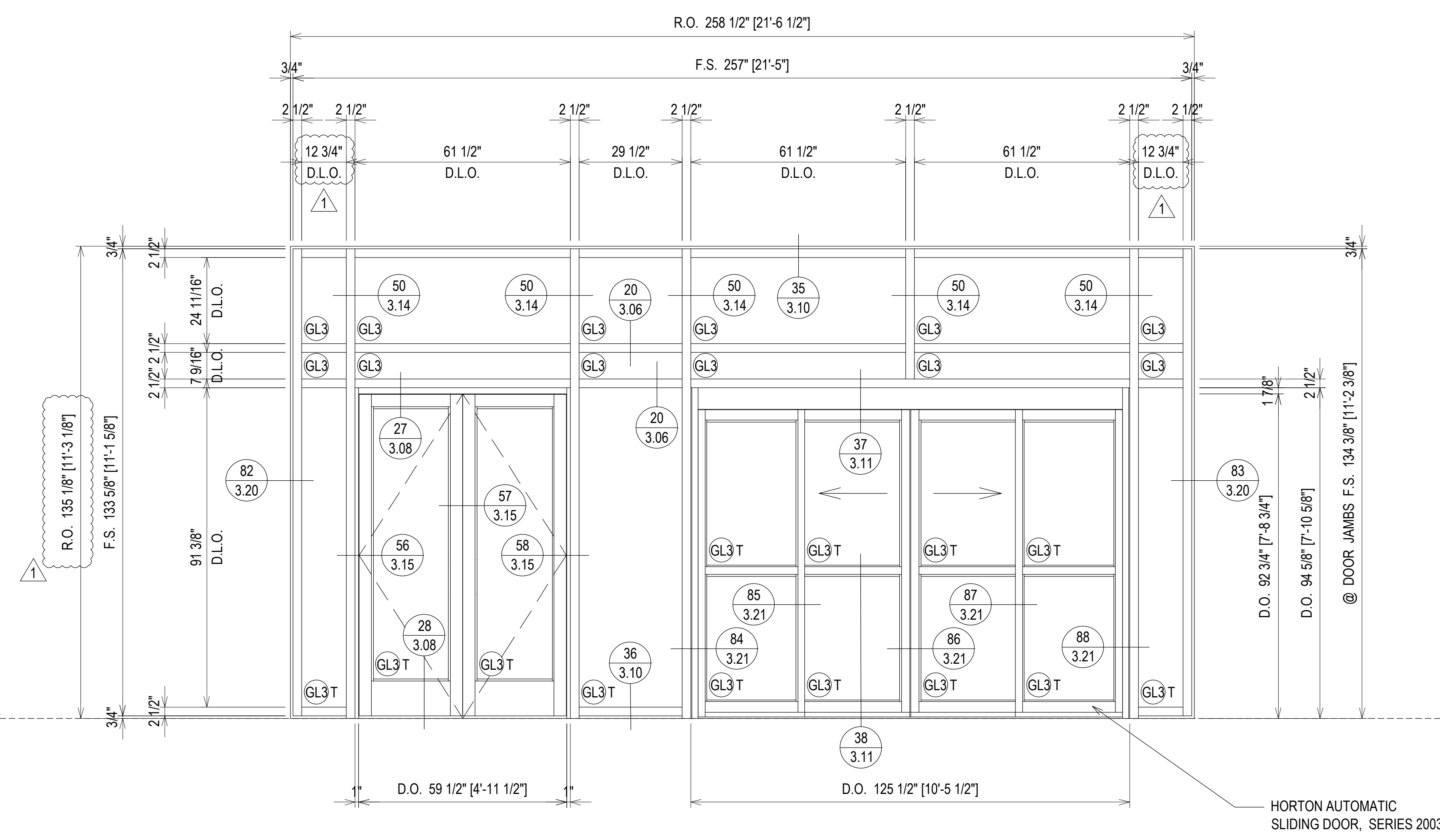
PIEDMONT ATHENS REGIONAL  
MASTER FACILITY PROJECT  
ATHENS, GA 30606



JOB # 19-017

DRAWN BY:	DATE:
RA	05.27.20
CHECKED BY:	DATE:
JO	05.27.20

2.60




**ELEVATION CW2.12**  
 SCALE: 1/2" = 1'-0"  
 KAWNEER 1600 SYS. 1 - 2 1/2" X 7 1/2"  
 EXTERIOR CURTAIN WALL  
 1" INSULATED GLASS  
 QUANTITY: 1

ERECTOR / G.C. NOTE:  
 PLEASE FIELD VERIFY ALL DIMENSIONS

DATE	DESCRIPTION	BY
07.22.20	1ST REVISION	
08.31.20	2ND REVISION (ENGINEERING)	
09.03.20	3RD REVISION (CW)	
01.19.21	4TH REVISION (RA)	

DATE	DESCRIPTION	BY
02.17.21	5TH REVISION (RA)	
03.31.21	6TH REVISION - CONNECTOR (RA)	
04.12.21	7TH REVISION - CW2.19 (GS)	
03.01.22	8TH REVISION - EXTEND HEAD AND NOTCH (PH)	

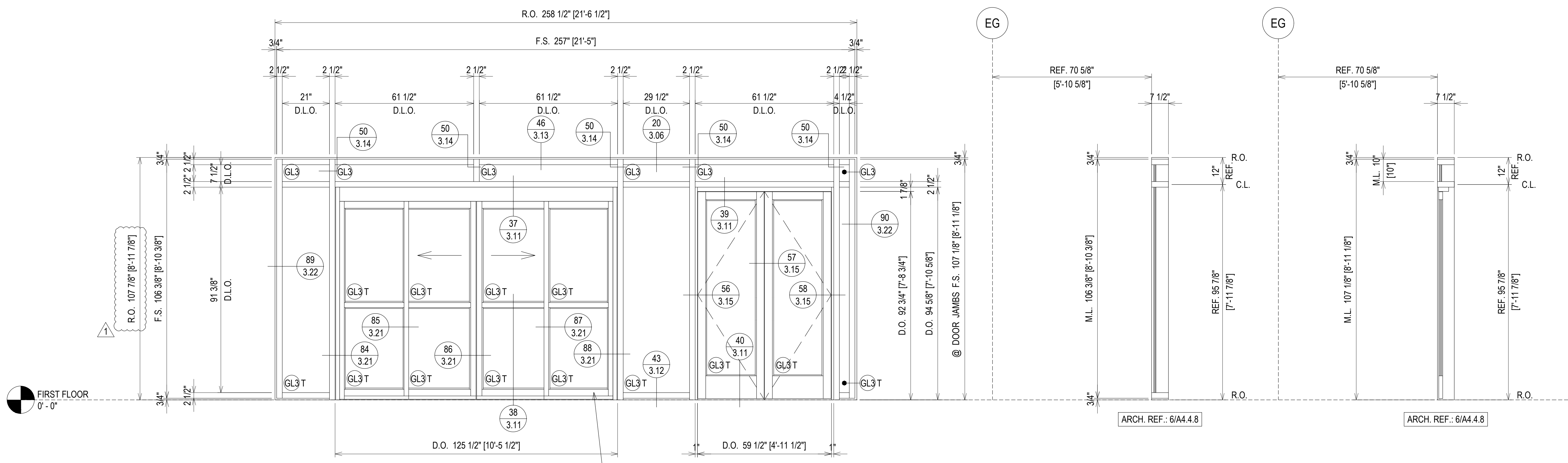
**PIEDMONT ATHENS REGIONAL  
 MASTER FACILITY PROJECT  
 ATHENS, GA 30606**



**JOB # 19-017**

DRAWN BY:	DATE:
RA	05.27.20
CHECKED BY:	DATE:
JO	05.27.20

**2.61**



HORTON AUTOMATIC SLIDING DOOR, SERIES 2003


ELEVATION CW2.13

SCALE: 1/2" = 1'-0"  
 KAWNEER 1600 SYS. 1 - 2 1/2" X 7 1/2"  
 EXTERIOR CURTAIN WALL  
 1" INSULATED GLASS  
 QUANTITY: 1

NO	DATE	DESCRIPTION	DRAWING	SUBMISSION
1ST REVISION	07.22.20			
2ND REVISION (ENGINEERING)	08.31.20			
3RD REVISION (CW)	09.03.20			
4TH REVISION (RA)	01.19.21			

NO	DATE	DESCRIPTION	DRAWING	SUBMISSION
5TH REVISION (RA)	02.17.21			
6TH REVISION - CONNECTOR (RA)	03.31.21			
7TH REVISION - CW2.19 (GFS)	04.12.21			
8TH REVISION - EXTEND HEAD AND NOTCH (PH)	03.01.22			

**PIEDMONT ATHENS REGIONAL MASTER FACILITY PROJECT**  
 ATHENS, GA 30606



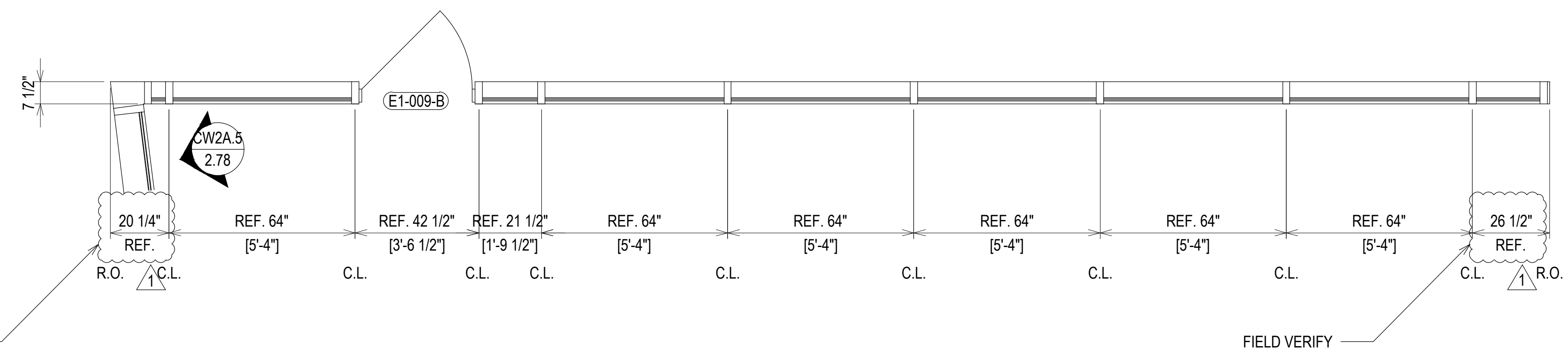
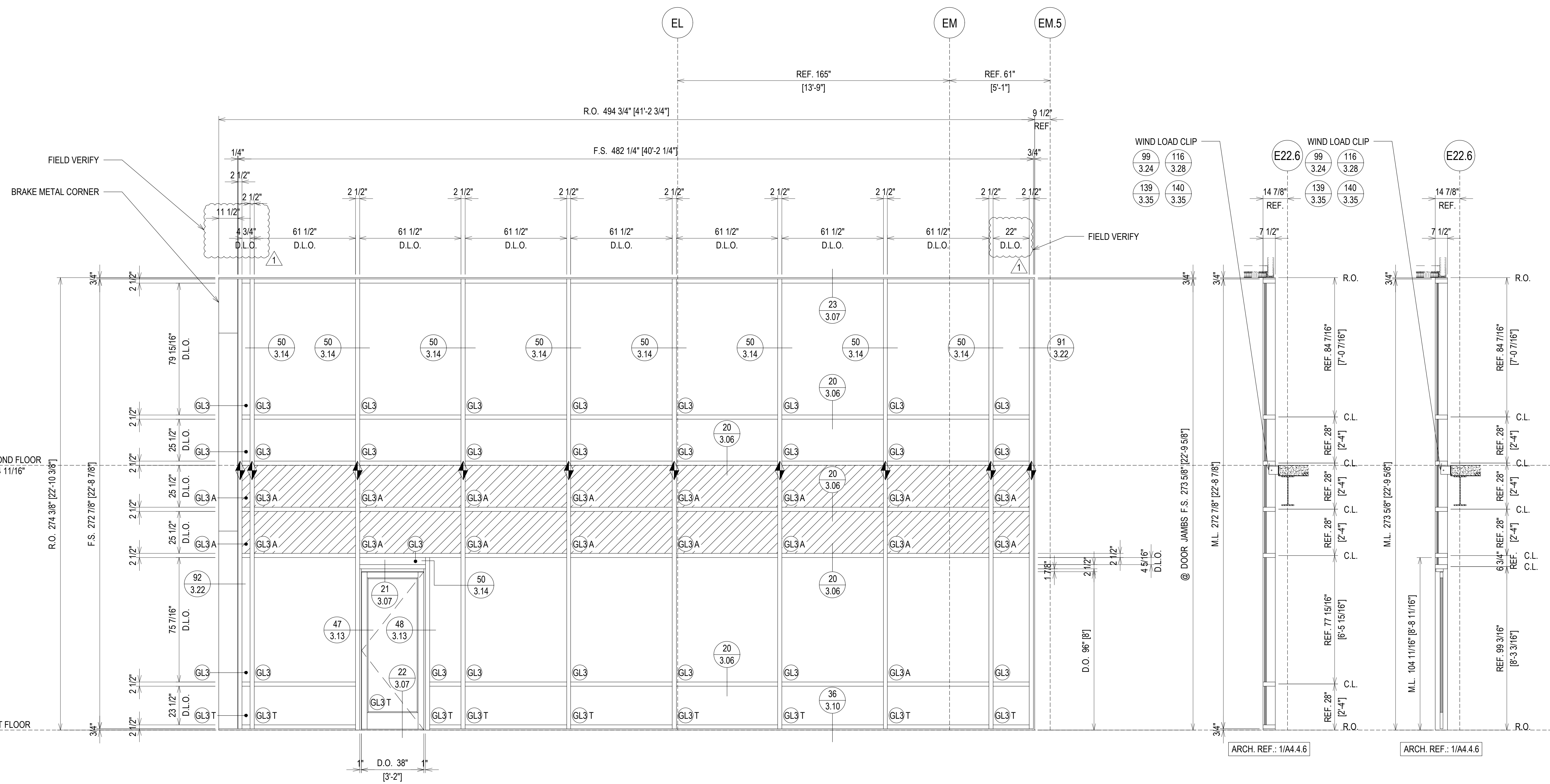
JOB # 19-017

DRAWN BY:	DATE:
RA	05.27.20
CHECKED BY:	DATE:
JO	05.27.20

ERECTOR / G.C. NOTE:  
 PLEASE FIELD VERIFY ALL DIMENSIONS

SECOND FLOOR  
13'-4 11/16"

FIRST FLOOR  
0'-0"



ELEVATION CW2.14  
SCALE: 3/8" = 1'-0"  
KAWNEER 1600 SYS. 1 - 2 1/2" X 7 1/2"  
EXTERIOR CURTAIN WALL  
1" INSULATED GLASS  
QUANTITY: 1

ERECTOR / G.C. NOTE:  
PLEASE FIELD VERIFY ALL DIMENSIONS

07.22.20	1ST REVISION				
08.31.20	2ND REVISION (ENGINEERING)				
09.03.20	3RD REVISION (CW)				
01.19.21	4TH REVISION (RA)				
	DESCRIPTION				DATE
	DRAWING				SUBMISSION

02.17.21	5TH REVISION - RADIUS (RA)				
03.31.21	6TH REVISION - CONNECTOR (RA)				
04.10.21	7TH REVISION - CW2.19 (GFS)				
03.01.22	8TH REVISION - EXTEND HEAD AND NOTCH (GH)				
	DESCRIPTION				DATE
	DRAWING				SUBMISSION

**PIEDMONT ATHENS REGIONAL  
MASTER FACILITY PROJECT  
ATHENS, GA 30606**

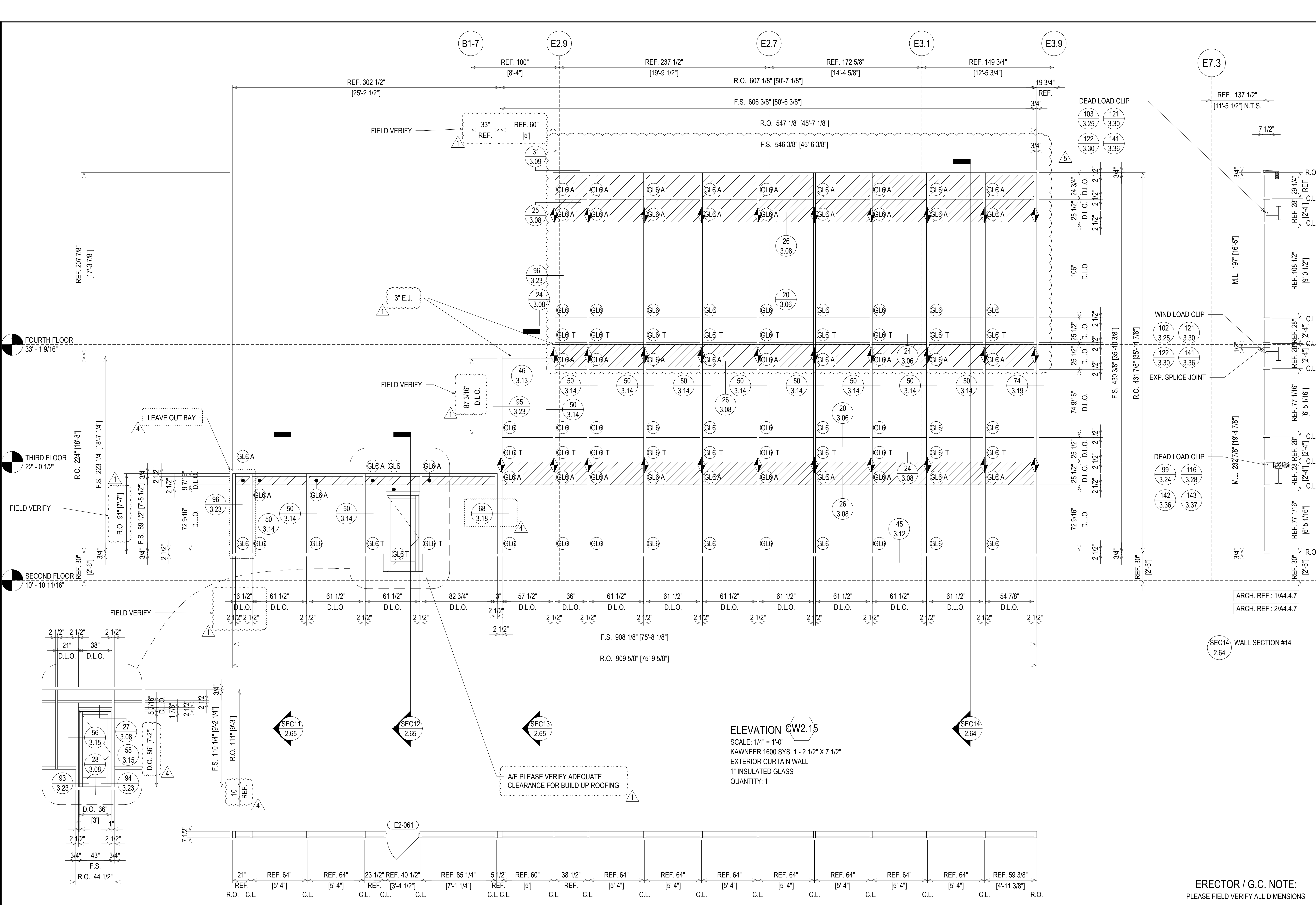
**GRAHAM-HODGE  
ASSOCIATES INC.**

JOB # 19-017

DRAWN BY: RA DATE: 05.27.20  
CHECKED BY: JO DATE: 05.27.20

**2.63**





**ELEVATION CW2.15**  
 SCALE: 1/4" = 1'-0"  
 KAWNEER 1600 SYS. 1 - 2 1/2" X 7 1/2"  
 EXTERIOR CURTAIN WALL  
 1" INSULATED GLASS  
 QUANTITY: 1

A/E PLEASE VERIFY ADEQUATE CLEARANCE FOR BUILD UP ROOFING

SEC14 WALL SECTION #14  
 2.64

ERECTOR / G.C. NOTE:  
 PLEASE FIELD VERIFY ALL DIMENSIONS

07.22.20	1ST REVISION				
08.31.20	2ND REVISION (ENGINEERING)				
09.03.20	3RD REVISION (CIVIL)				
01.19.21	4TH REVISION (RA)				
		DESCRIPTION	NO	DATE	
		DRAWING SUBMISSION			

02.17.21	5TH REVISION (RA)				
03.31.21	6TH REVISION - CONNECTOR (RA)				
04.12.21	7TH REVISION - CW2.19 (GFS)				
03.01.22	8TH REVISION - EXTEND HEAD AND NOTCH (PH)				
		DESCRIPTION	NO	DATE	
		DRAWING SUBMISSION			

**PIEDMONT ATHENS REGIONAL MASTER FACILITY PROJECT**  
 ATHENS, GA 30606

**GRAHAM-HODGE ASSOCIATES INC.**

JOB # 19-017

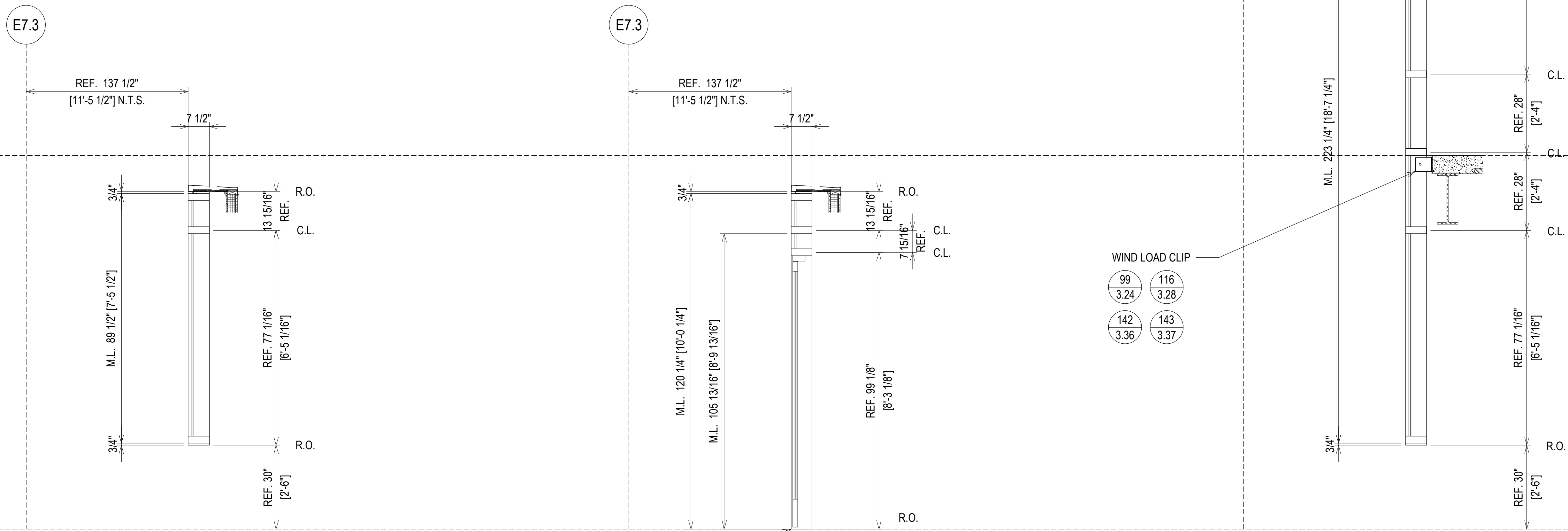
DRAWN BY: RA DATE: 05.27.20  
 CHECKED BY: JO DATE: 05.27.20

**2.64**

FOURTH FLOOR  
33' - 1 9/16"

THIRD FLOOR  
22' - 0 1/2"

SECOND FLOOR  
10' - 10 11/16"



ARCH. REF.: 1/A4.4.7  
ARCH. REF.: 2/A4.4.7

SEC11 WALL SECTION #11  
2.65

A/E PLEASE VERIFY ADEQUATE CLEARANCE FOR BUILD UP ROOFING

ARCH. REF.: 1/A4.4.7  
ARCH. REF.: 2/A4.4.7

SEC12 WALL SECTION #12  
2.65

ARCH. REF.: 1/A4.4.7  
ARCH. REF.: 2/A4.4.7

SEC13 WALL SECTION #13  
2.65

ELEVATION CW2.15  
SCALE: 1/2" = 1'-0"  
KAWNEER 1600 SYS. 1 - 2 1/2" X 7 1/2"  
EXTERIOR CURTAIN WALL  
1" INSULATED GLASS  
QUANTITY: 1

ERECTOR / G.C. NOTE:  
PLEASE FIELD VERIFY ALL DIMENSIONS

07.22.20	1ST REVISION	02.17.21	5TH REVISION - RADIUS (RA)	NO	DATE	DESCRIPTION	NO	DATE	DESCRIPTION
08.31.20	2ND REVISION (ENGINEERING)	03.31.21	6TH REVISION - CONNECTOR (RA)	NO	DATE	DESCRIPTION	NO	DATE	DESCRIPTION
09.03.20	3RD REVISION (CW)	04.12.21	7TH REVISION - CW2.19 (GFS)	NO	DATE	DESCRIPTION	NO	DATE	DESCRIPTION
01.19.21	4TH REVISION (RA)	03.01.22	8TH REVISION - EXTEND HEAD AND NOTCH (PH)	NO	DATE	DESCRIPTION	NO	DATE	DESCRIPTION

**PIEDMONT ATHENS REGIONAL MASTER FACILITY PROJECT**  
ATHENS, GA 30606

**GRAHAM-HODGE ASSOCIATES INC.**

JOB # 19-017

DRAWN BY: RA DATE: 05.27.20  
CHECKED BY: JO DATE: 05.27.20

**2.65**

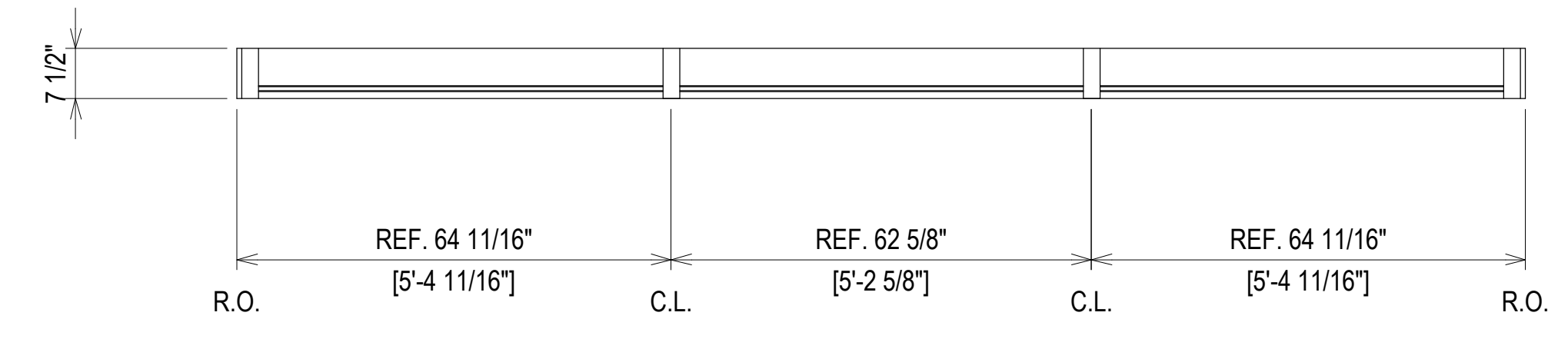
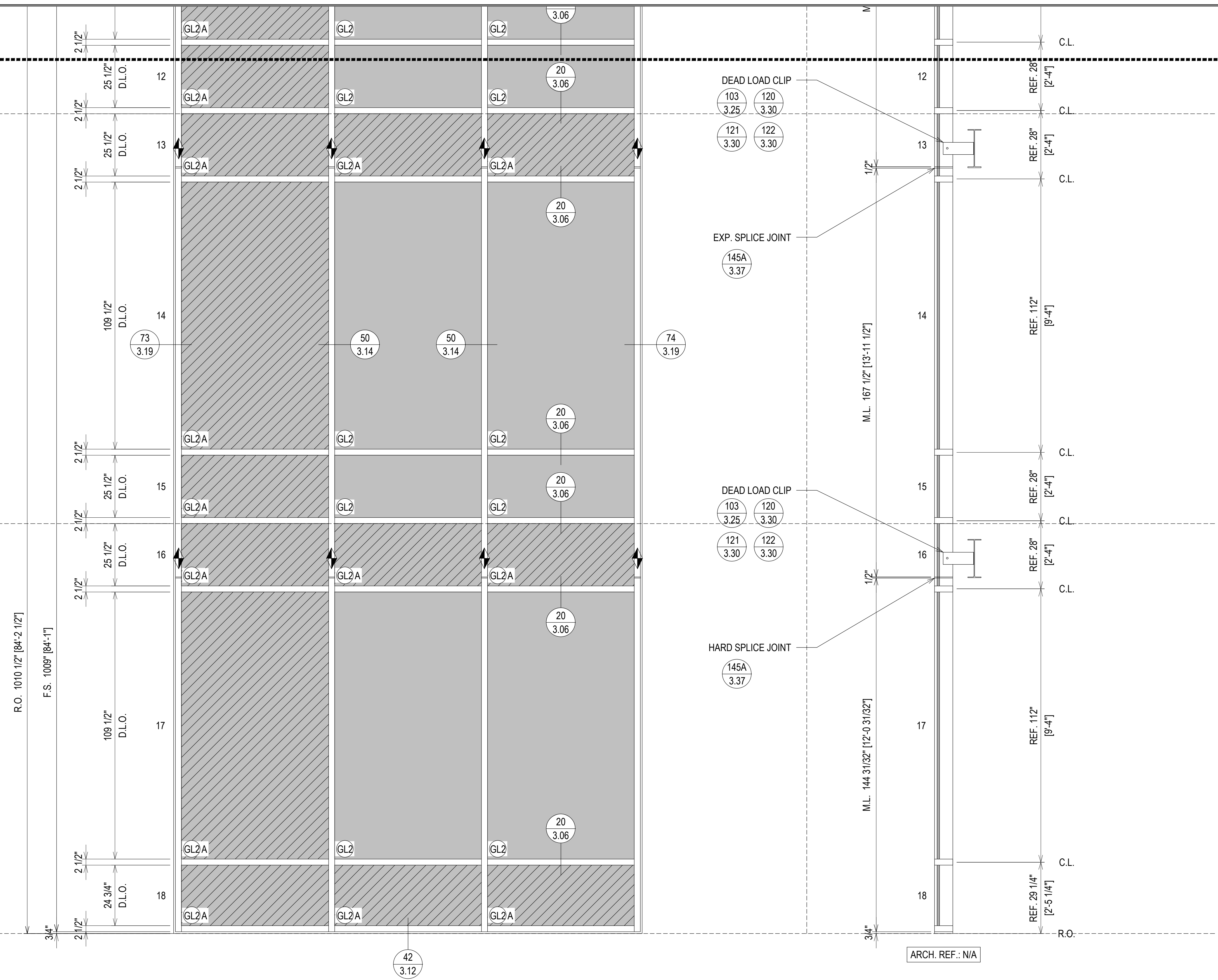
MATCHLINE  
MATCHLINE

MATCHLINE  
MATCHLINE

FOURTH FLOOR  
41' - 4 11/16"

THIRD FLOOR  
27' - 4 11/16"

SECOND FLOOR  
13' - 4 11/16"



**ELEVATION CW2.16**  
SCALE: 1/2" = 1'-0"  
KAWNEER 1600 SYS. 1 - 2 1/2" X 7 1/2"  
EXTERIOR CURTAIN WALL  
1" INSULATED GLASS  
QUANTITY: 1

ERECTOR / G.C. NOTE:  
PLEASE FIELD VERIFY ALL DIMENSIONS

NO	DATE	DESCRIPTION	NO	DATE	DESCRIPTION
07.22.20					
1ST REVISION	08.31.20				
2ND REVISION (ENGINEERING)	09.03.20				
3RD REVISION (CIV)	01.19.21				
4TH REVISION (RA)					

**PIEDMONT ATHENS REGIONAL  
MASTER FACILITY PROJECT  
ATHENS, GA 30606**

**GRAHAM-HODGE  
ASSOCIATES INC.**

**JOB # 19-017**

DRAWN BY:	DATE:
RA	05.27.20
CHECKED BY:	DATE:
JO	05.27.20

MATCHLINE  
MATCHLINE

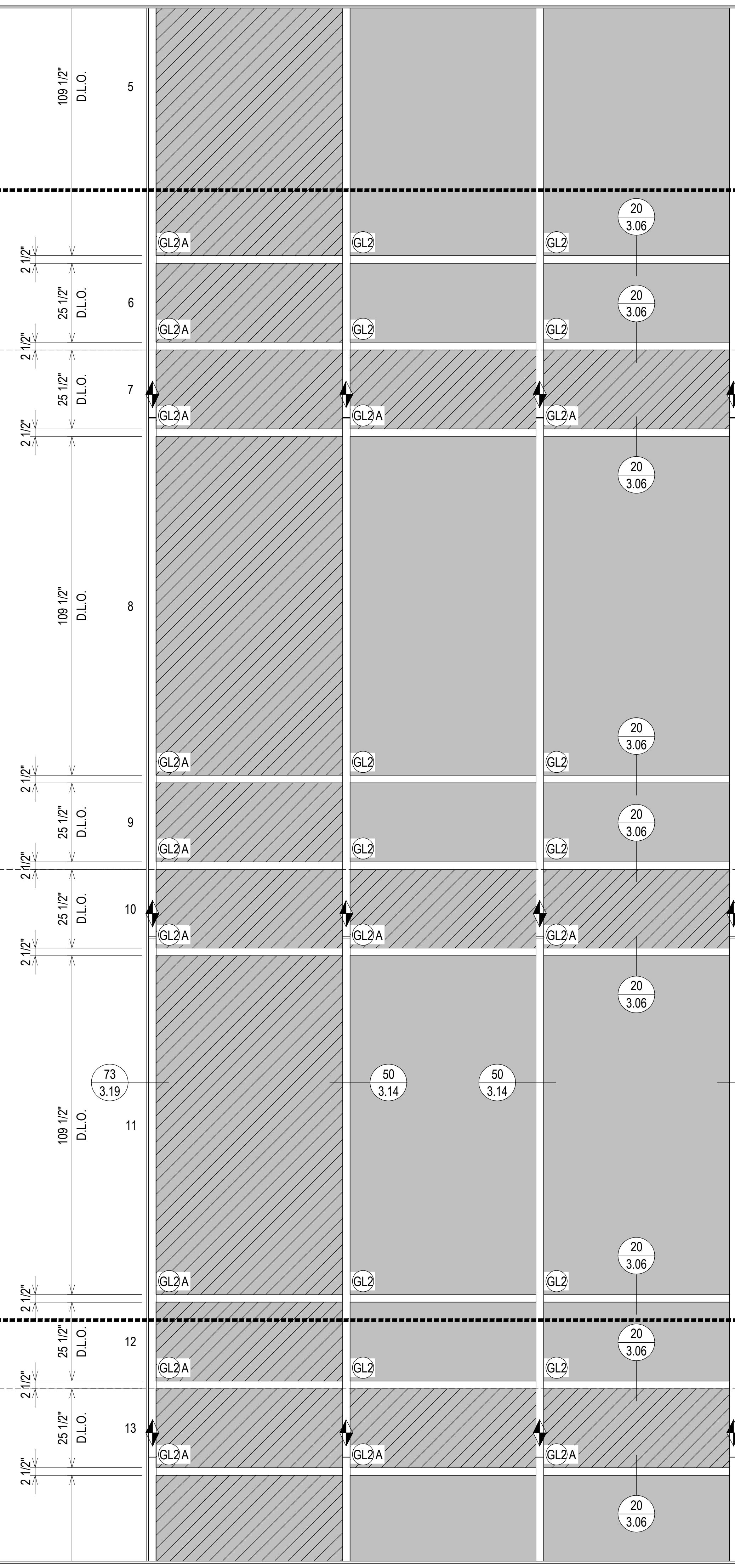
MATCHLINE  
MATCHLINE

SIXTH FLOOR  
69' - 4 11/16"

FIFTH FLOOR  
55' - 4 11/16"

FOURTH FLOOR  
41' - 4 11/16"

R.O. 1010 1/2" [84'-2 1/2"]  
F.S. 1009" [84'-1"]



DEAD LOAD CLIP  
103 3.25 120 3.30  
121 3.30 122 3.30

EXP. SPLICE JOINT  
145A 3.37

DEAD LOAD CLIP  
103 3.25 120 3.30  
121 3.30 122 3.30

EXP. SPLICE JOINT  
145A 3.37

DEAD LOAD CLIP  
103 3.25 120 3.30  
121 3.30 122 3.30

EXP. SPLICE JOINT

M.L. 177 27/64" [14'-9 27/64"]

M.L. 167 1/2" [13'-11 1/2"]

M.L. 167 1/2" [13'-11 1/2"]

ELEVATION CW2.16  
SCALE: 1/2" = 1'-0"  
KAWNEER 1600 SYS. 1 - 2 1/2" X 7 1/2"  
EXTERIOR CURTAIN WALL  
1" INSULATED GLASS  
QUANTITY: 1


ERECTOR / G.C. NOTE:  
PLEASE FIELD VERIFY ALL DIMENSIONS

MATCHLINE  
MATCHLINE

MATCHLINE  
MATCHLINE

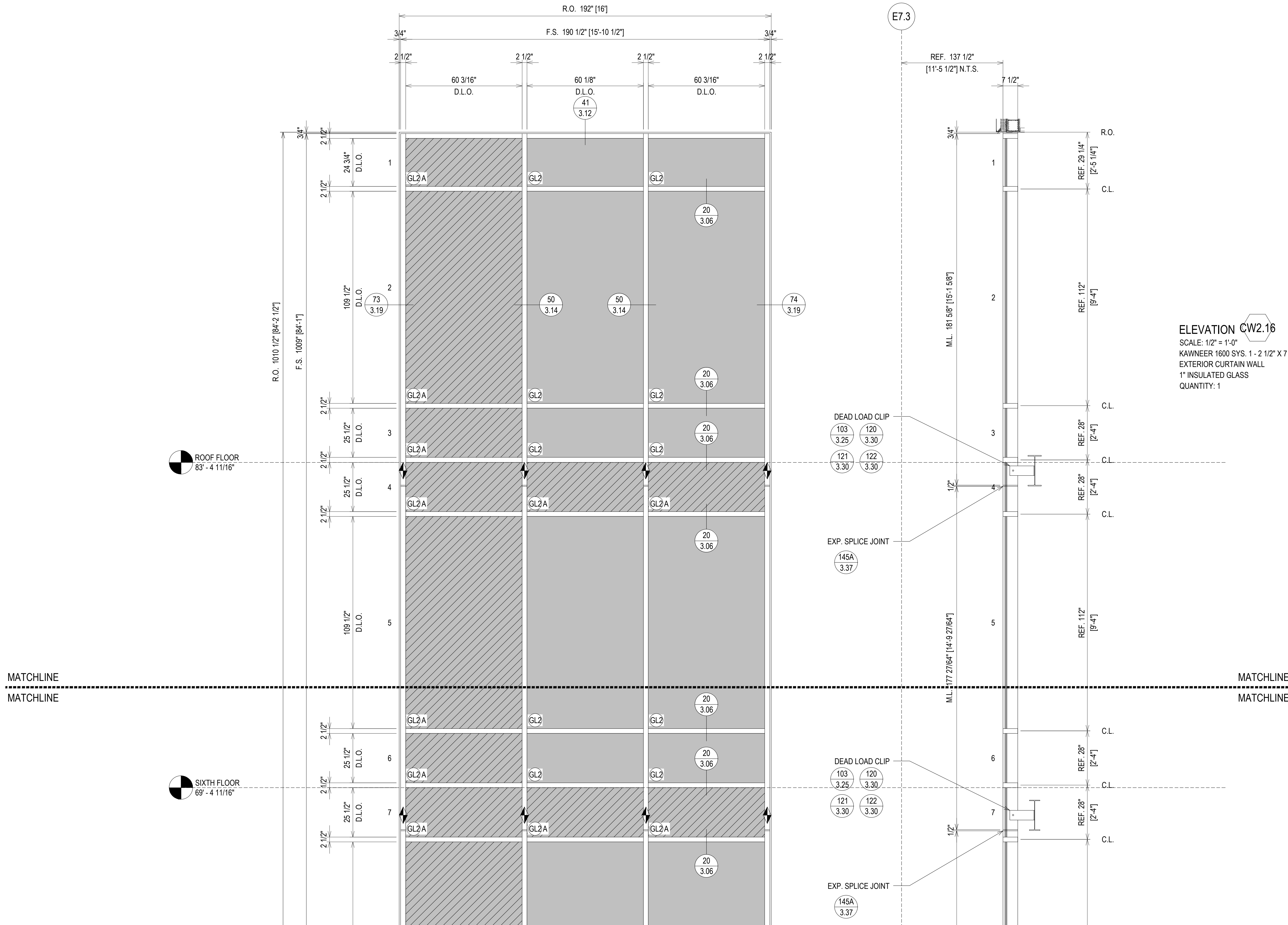
NO	DATE	DESCRIPTION	DRAWING	SUBMISSION
1ST REVISION	07.22.20			
2ND REVISION (ENGINEERING)	08.31.20			
3RD REVISION (CW)	09.03.20			
4TH REVISION (RA)	01.19.21			

**PIEDMONT ATHENS REGIONAL  
MASTER FACILITY PROJECT  
ATHENS, GA 30606**




JOB # 19-017

DRAWN BY:	DATE:
RA	05.27.20
CHECKED BY:	DATE:
JO	05.27.20



NO	DATE	DESCRIPTION	DRAWING	SUBMISSION
02.17.21				
03.31.21				
04.12.21				
03.01.22				

**PIEDMONT ATHENS REGIONAL  
 MASTER FACILITY PROJECT  
 ATHENS, GA 30606**



**JOB # 19-017**

DRAWN BY:	DATE:
RA	05.27.20
CHECKED BY:	DATE:
JO	05.27.20

MATCHLINE  
MATCHLINE

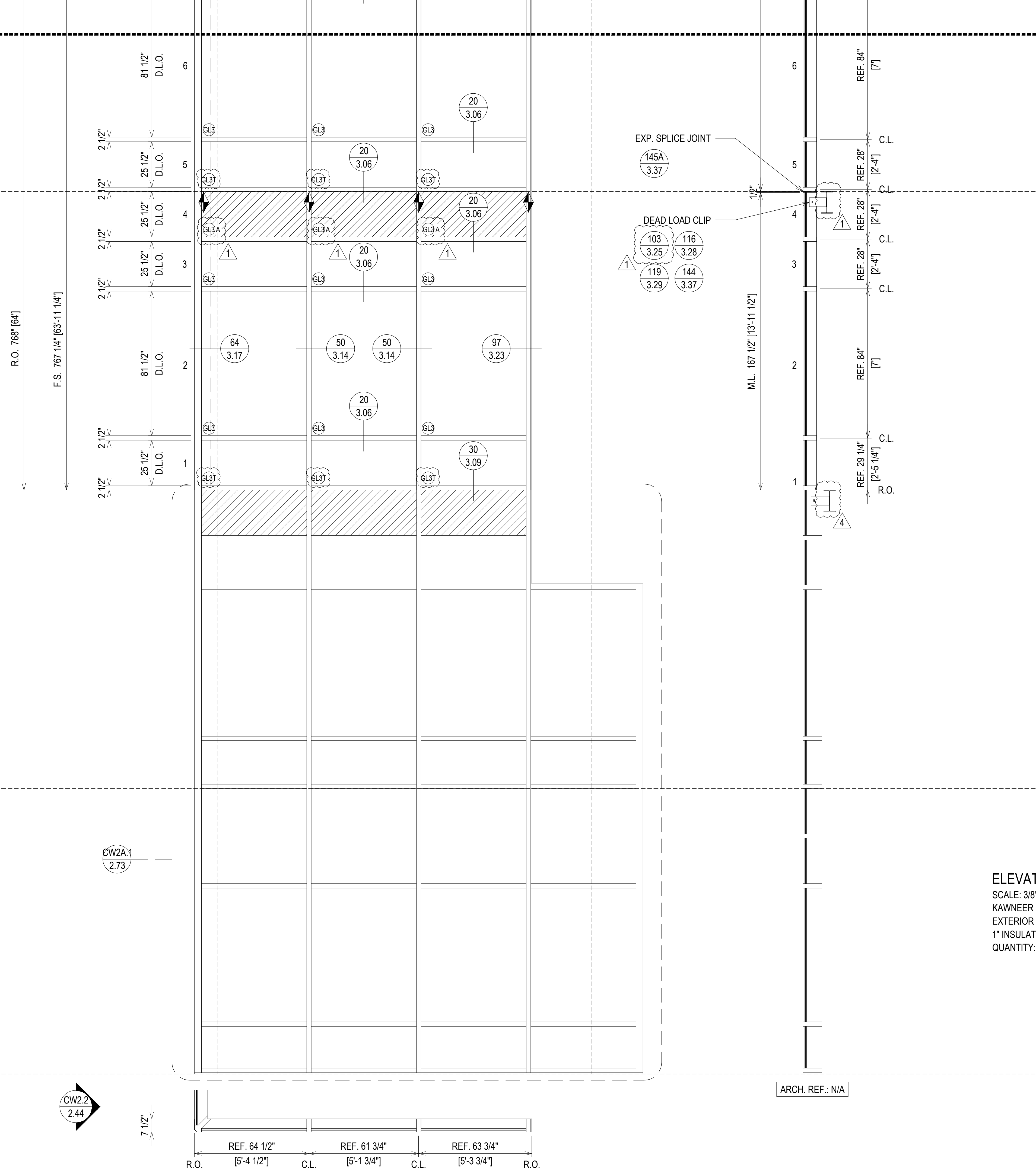
MATCHLINE  
MATCHLINE

FOURTH FLOOR  
41' - 4 11/16"

THIRD FLOOR  
27' - 4 11/16"

SECOND FLOOR  
13' - 4 11/16"

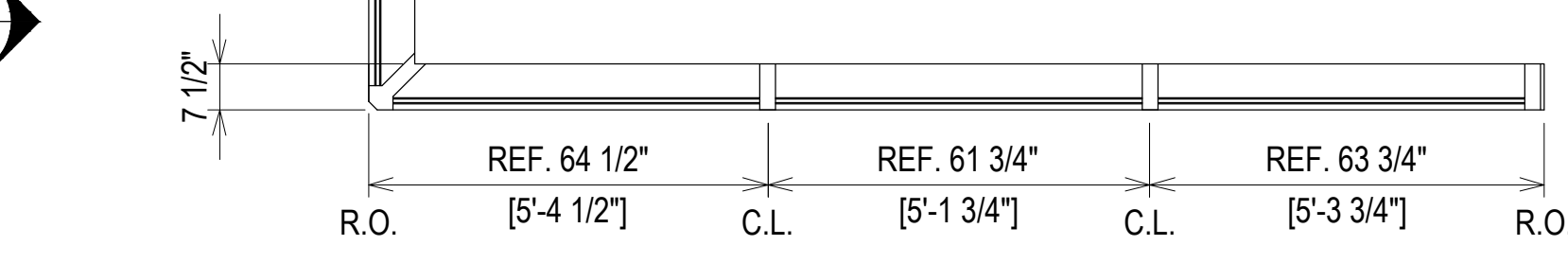
FIRST FLOOR  
0' - 0"



ELEVATION CW2.17  
SCALE: 3/8" = 1'-0"  
KAWNEER 1600 SYS. 1 - 2 1/2" X 7 1/2"  
EXTERIOR CURTAIN WALL  
1" INSULATED GLASS  
QUANTITY: 1


ARCH. REF.: N/A

CW2.2  
2.44



NO	DATE	DESCRIPTION	NO	DATE	DESCRIPTION
1	02.17.21	5TH REVISION - RADIUS (RA)	1	07.22.20	1ST REVISION
2	03.31.21	6TH REVISION - CONNECTOR (RA)	2	08.31.20	2ND REVISION (ENGINEERING)
3	04.12.21	7TH REVISION - CW2.19 (GFS)	3	09.03.20	3RD REVISION (CW)
4	03.01.22	8TH REVISION - EXTEND HEAD AND NOTCH (PH)	4	01.19.21	4TH REVISION (RA)

**PIEDMONT ATHENS REGIONAL  
MASTER FACILITY PROJECT  
ATHENS, GA 30606**

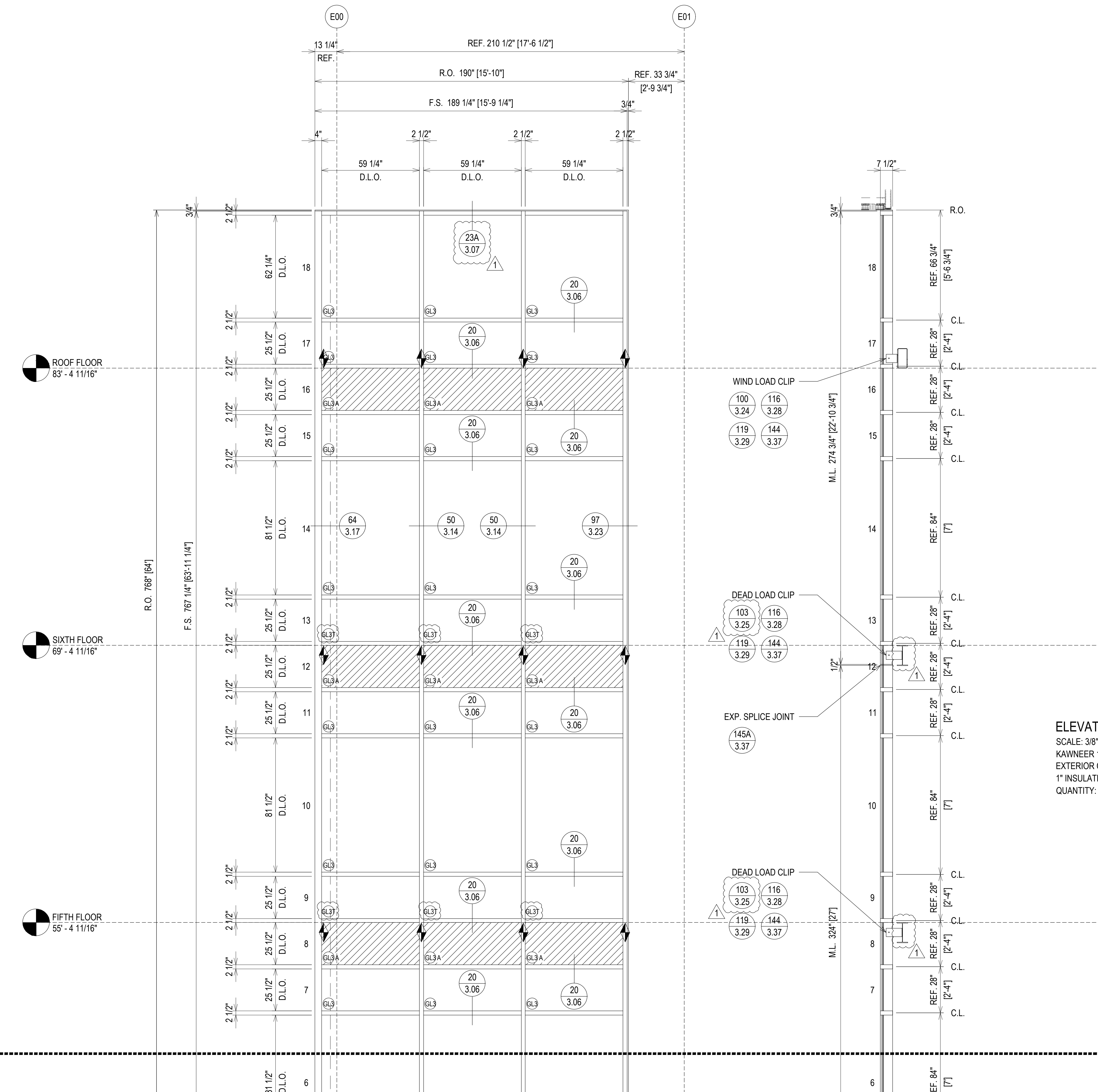


JOB # 19-017

DRAWN BY:	DATE:
RA	05.27.20
CHECKED BY:	DATE:
JO	05.27.20

ERECTOR / G.C. NOTE:  
PLEASE FIELD VERIFY ALL DIMENSIONS

ERECTOR / G.C. NOTE:  
PLEASE FIELD VERIFY ALL DIMENSIONS




**ELEVATION CW2.17**  
SCALE: 3/8" = 1'-0"  
KAWNEER 1600 SYS. 1 - 2 1/2" X 7 1/2"  
EXTERIOR CURTAIN WALL  
1" INSULATED GLASS  
QUANTITY: 1

REVISION	DATE	DESCRIPTION	SUBMISSION
1ST REVISION	07.22.20		
2ND REVISION (ENGINEERING)	08.31.20		
3RD REVISION (CW)	09.03.20		
4TH REVISION (RA)	01.19.21		

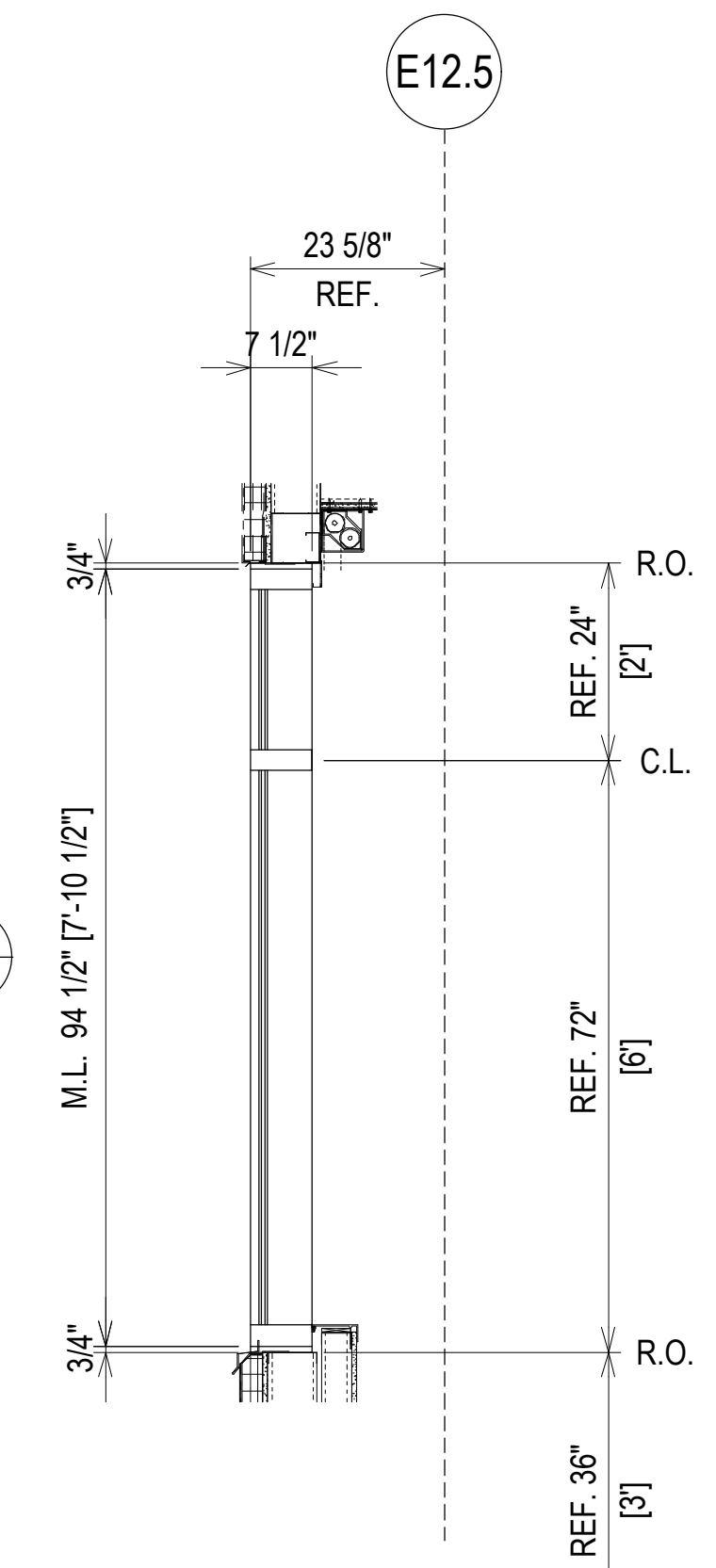
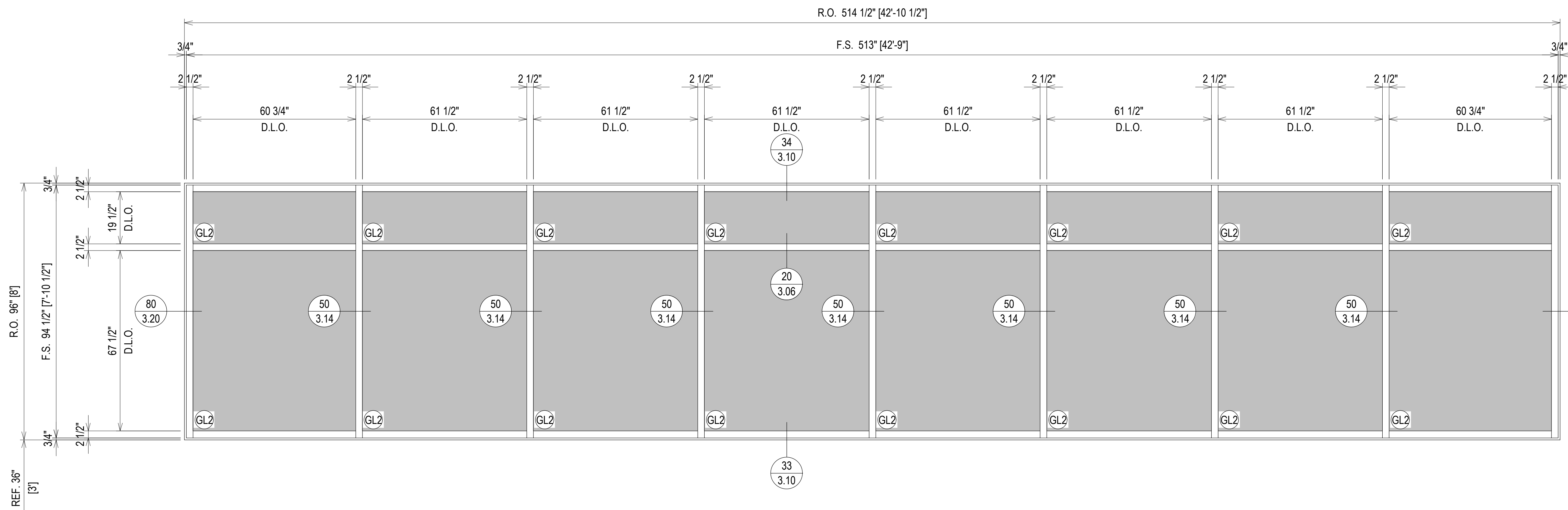
REVISION	DATE	DESCRIPTION	SUBMISSION
5TH REVISION - RADIUS (RA)	02.17.21		
6TH REVISION - CONNECTOR (RA)	03.31.21		
7TH REVISION - CW2.19 (GFS)	04.12.21		
8TH REVISION - EXTEND HEAD AND NOTCH (GH)	03.01.22		

**PIEDMONT ATHENS REGIONAL  
MASTER FACILITY PROJECT  
ATHENS, GA 30606**



JOB # 19-017

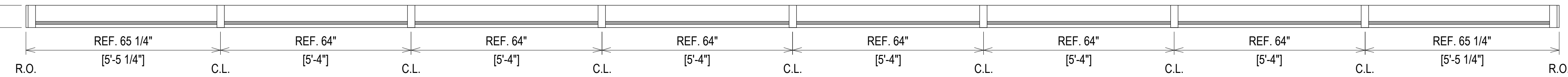
DRAWN BY:	DATE:
RA	05.27.20
CHECKED BY:	DATE:
JO	05.27.20



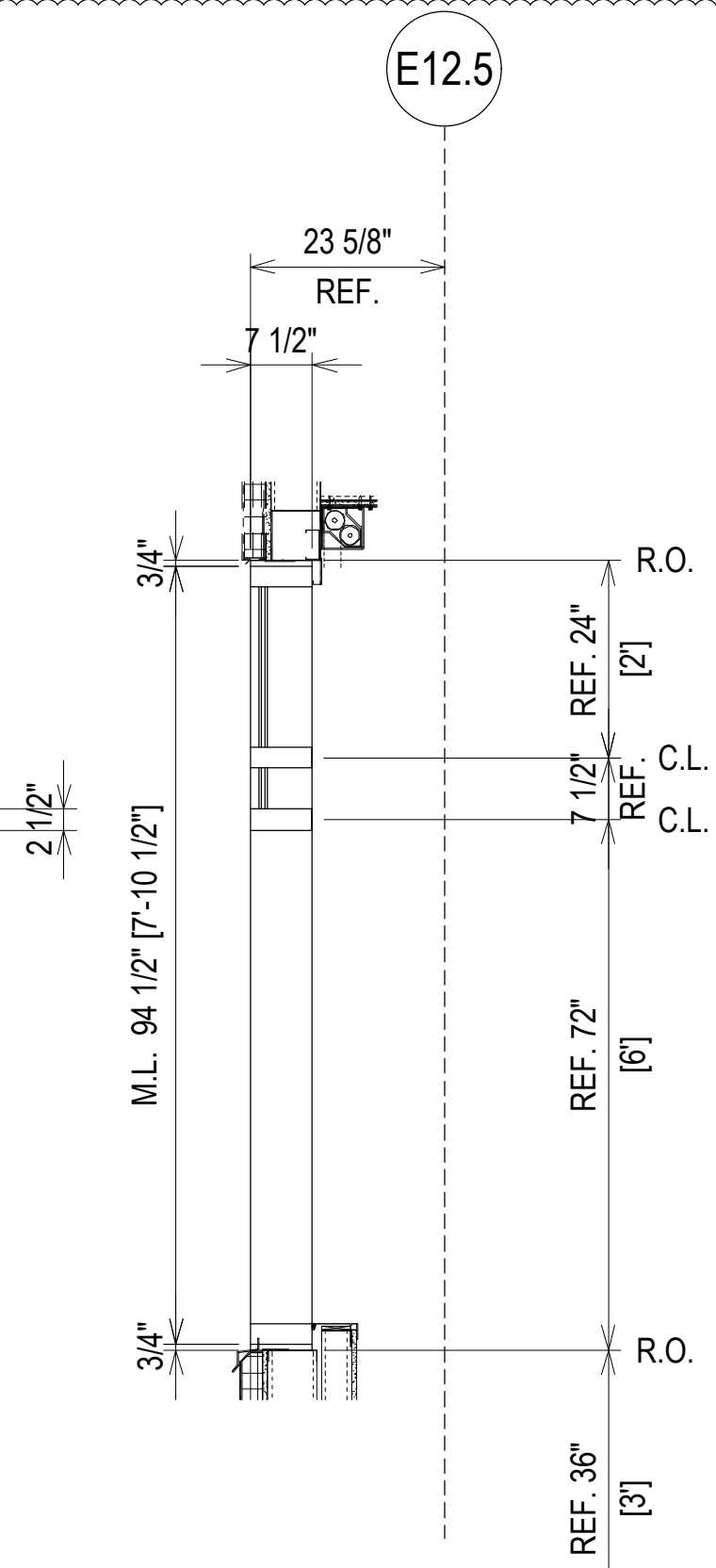
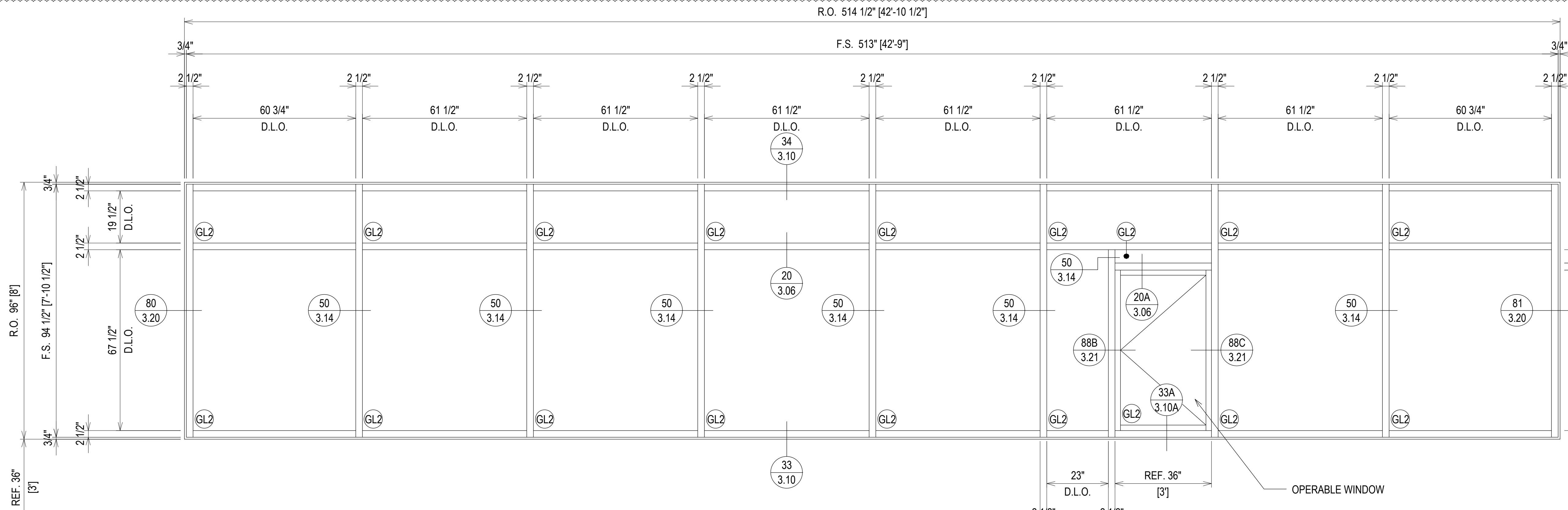
FOURTH - SIXTH FLOOR  
41' - 4 11/16" - 69' - 4 11/16"

**ELEVATION CW2.18**

SCALE: 1/2" = 1'-0"  
KAWNEER 1600 SYS. 1 - 2 1/2" X 7 1/2"  
EXTERIOR CURTAIN WALL  
1" INSULATED GLASS  
QUANTITY: 3



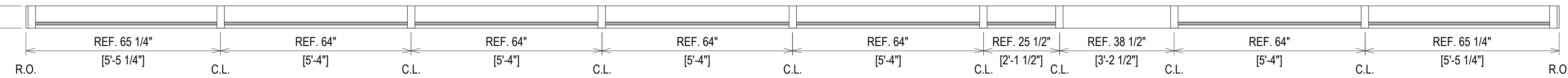
ARCH. REF.: 2/A4.4.6



THIRD  
27' - 4 11/16"

**ELEVATION CW2.18A**

SCALE: 1/2" = 1'-0"  
KAWNEER 1600 SYS. 1 - 2 1/2" X 7 1/2"  
EXTERIOR CURTAIN WALL  
1" INSULATED GLASS  
QUANTITY: 1



ARCH. REF.: 2/A4.4.6

ERECTOR / G.C. NOTE:  
PLEASE FIELD VERIFY ALL DIMENSIONS

NO	DATE	DESCRIPTION	DRAWING	SUBMISSION
1	07.22.20	1ST REVISION		
2	08.31.20	2ND REVISION (ENGINEERING)		
3	09.03.20	3RD REVISION (CIVIL)		
4	01.19.21	4TH REVISION (RA)		

**PIEDMONT ATHENS REGIONAL  
MASTER FACILITY PROJECT  
ATHENS, GA 30606**



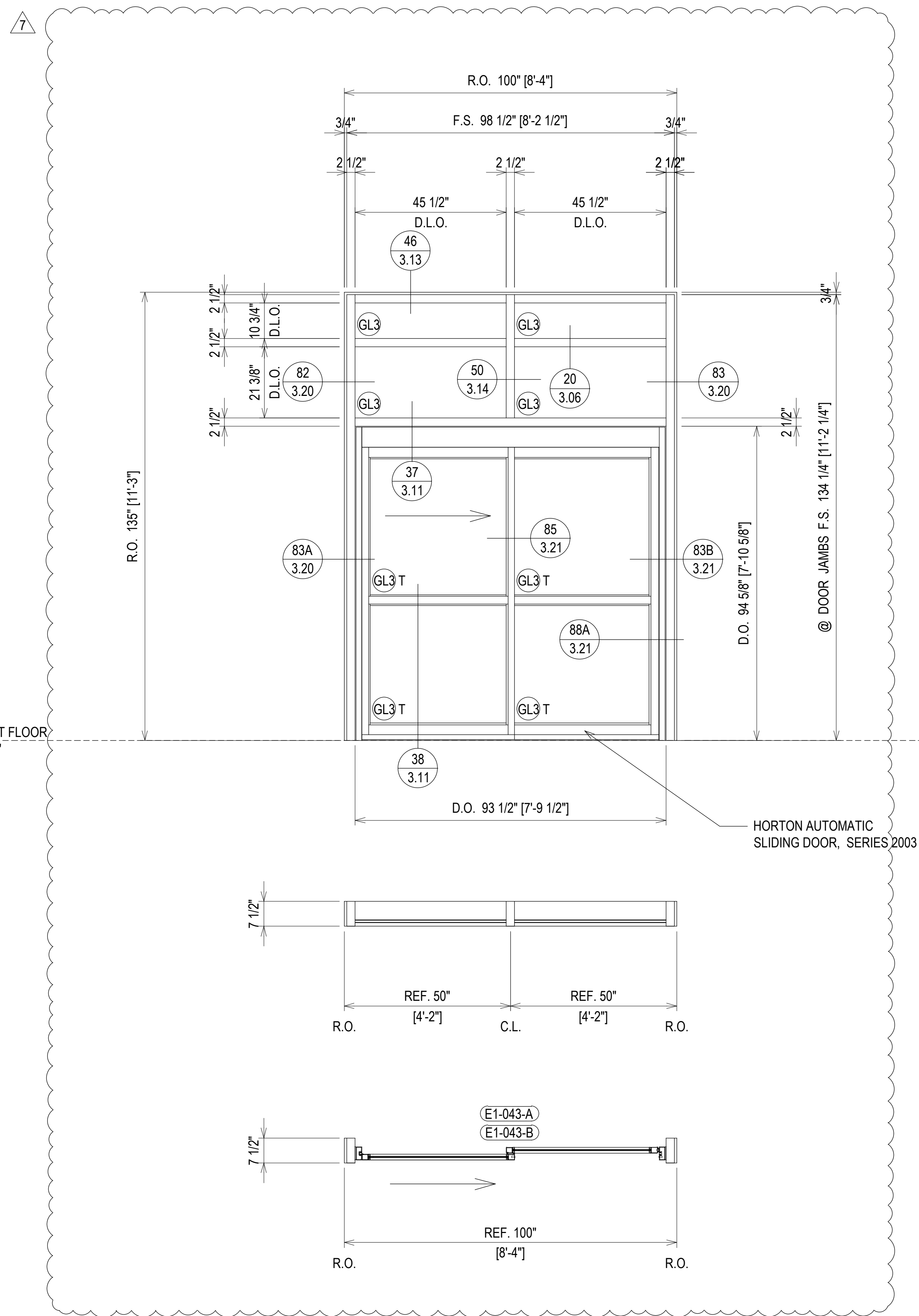
JOB # 19-017

DRAWN BY:	DATE:
RA	05.27.20
CHECKED BY:	DATE:
JO	05.27.20

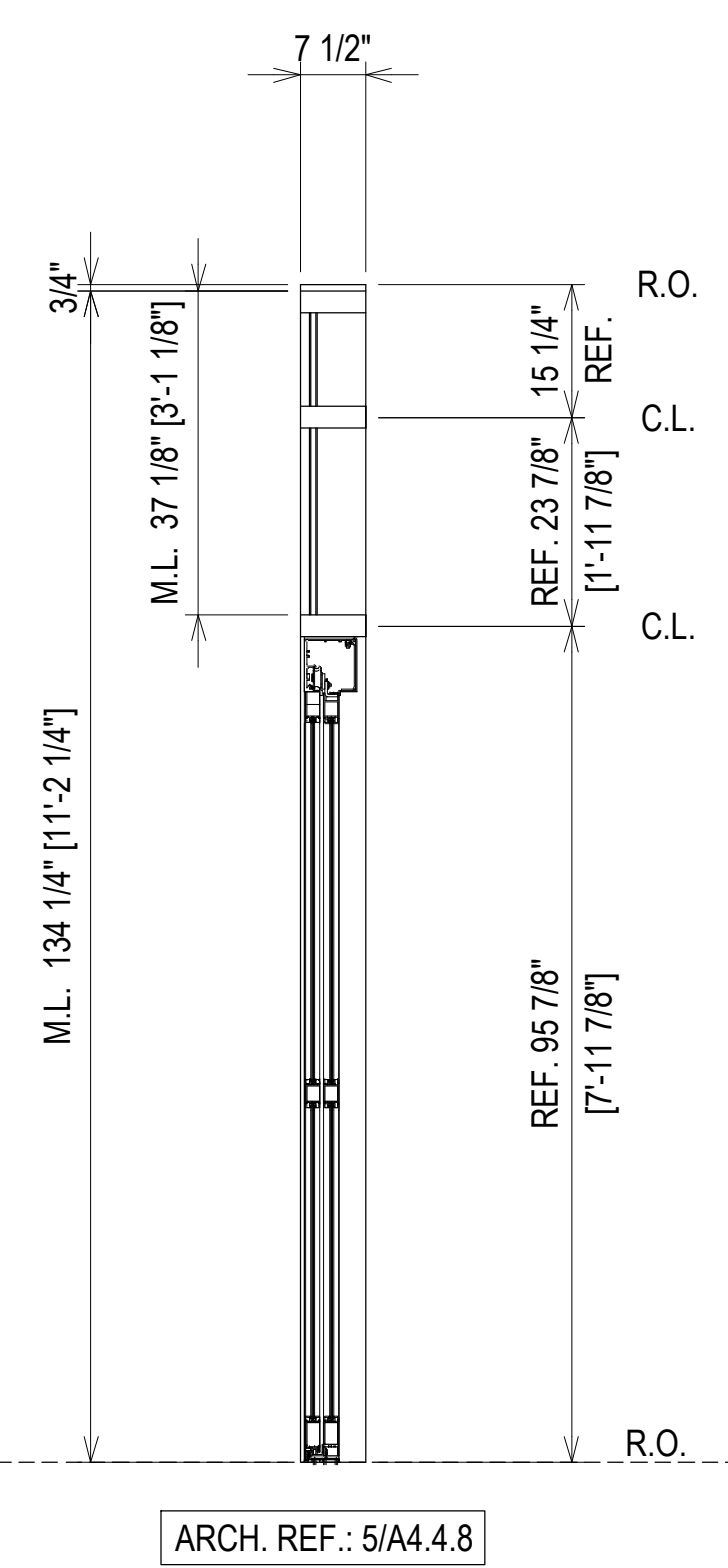
**2.71**



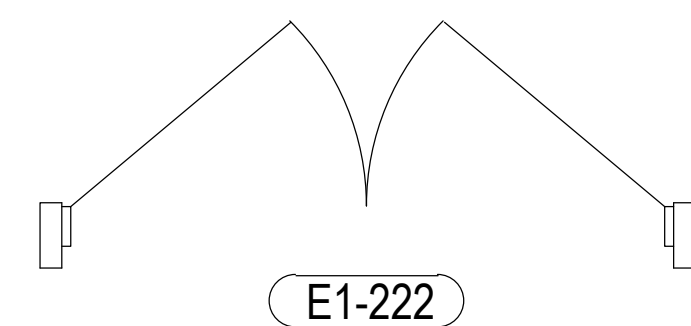
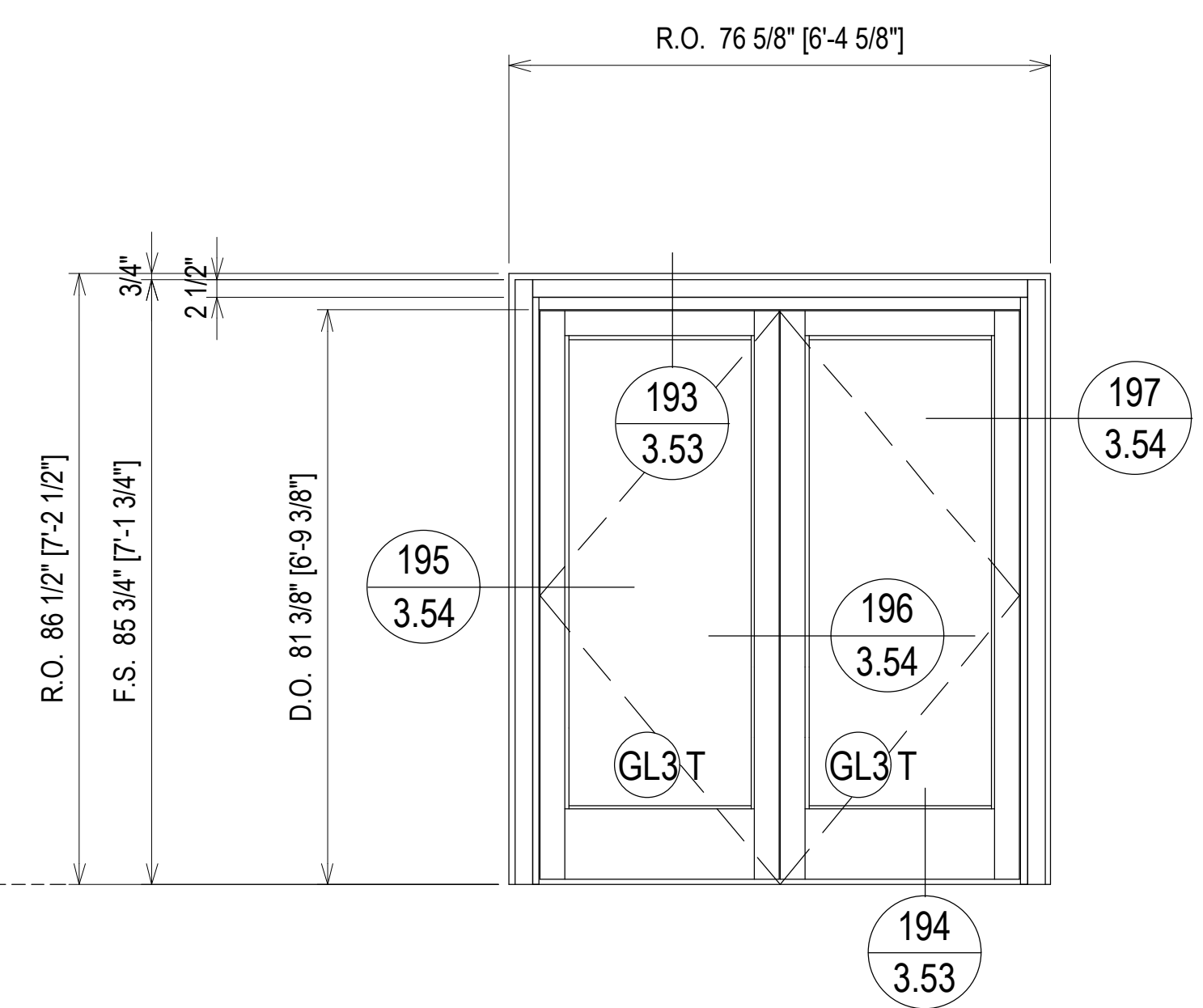
FIRST FLOOR  
0'-0"



**ELEVATION CW2.19**  
SCALE: 1/2" = 1'-0"  
KAWNEER 1600 SYS. 1 - 2 1/2" X 7 1/2"  
EXTERIOR CURTAIN WALL  
1" INSULATED GLASS  
QUANTITY: 2




ARCH. REF.: 5/A4.4.8



**ELEVATION CW2.20**  
SCALE: 1/2" = 1'-0"  
KAWNEER 1600 SYS. 1 - 2 1/2" X 7 1/2"  
EXTERIOR CURTAIN WALL  
QUANTITY: 1

NO	DATE	DESCRIPTION	DRAWING	SUBMISSION
02.17.21				
03.31.21				
04.12.21				
03.01.22				
NO				

**PIEDMONT ATHENS REGIONAL  
MASTER FACILITY PROJECT  
ATHENS, GA 30606**

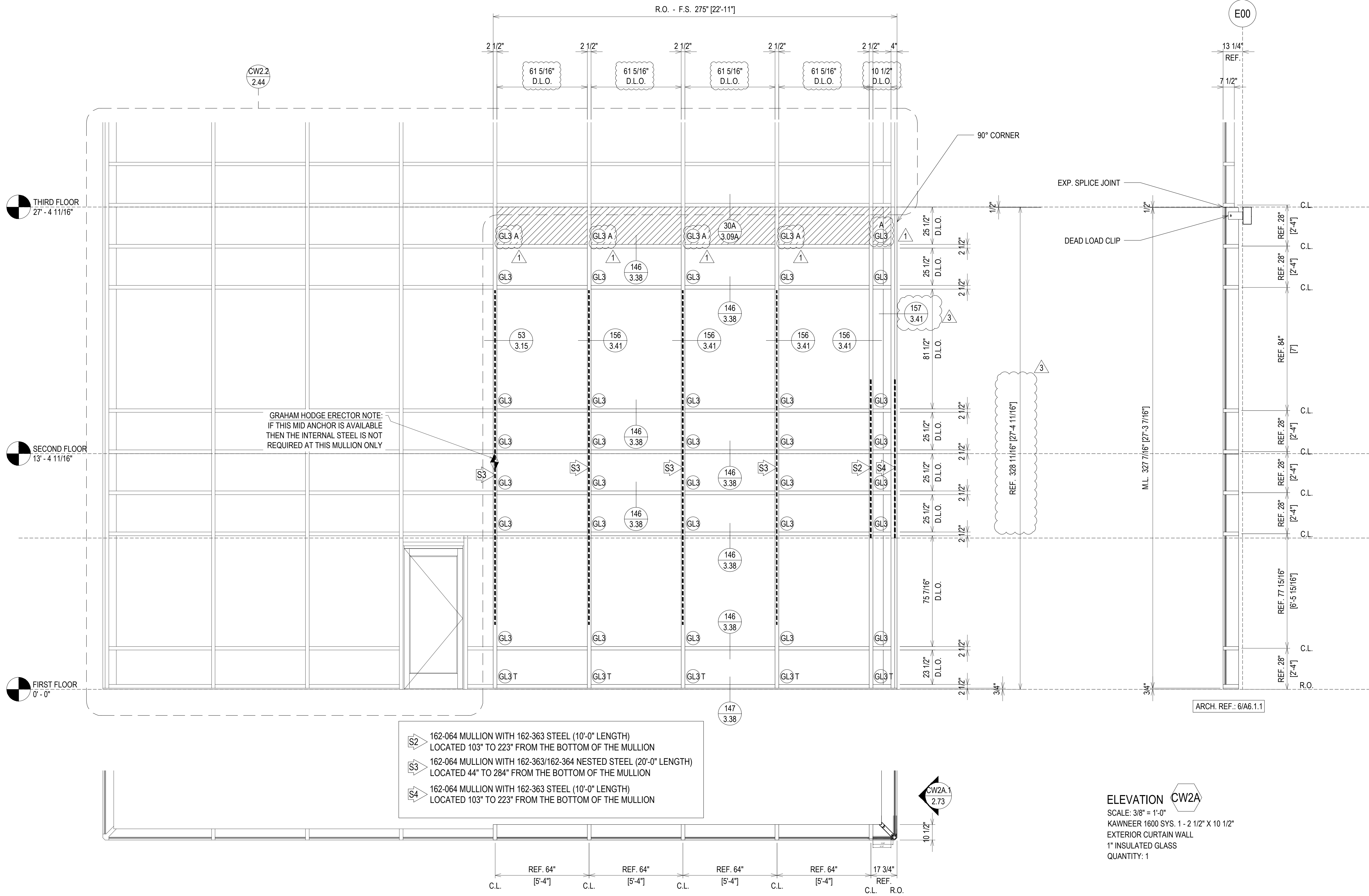


JOB # 19-017

DRAWN BY:	DATE:
RA	05.27.20
CHECKED BY:	DATE:
JO	05.27.20

ERECTOR / G.C. NOTE:  
PLEASE FIELD VERIFY ALL DIMENSIONS

**2.71A**



- S2 162-064 MULLION WITH 162-363 STEEL (10'-0" LENGTH)  
LOCATED 103" TO 223" FROM THE BOTTOM OF THE MULLION
- S3 162-064 MULLION WITH 162-363/162-364 NESTED STEEL (20'-0" LENGTH)  
LOCATED 44" TO 284" FROM THE BOTTOM OF THE MULLION
- S4 162-064 MULLION WITH 162-363 STEEL (10'-0" LENGTH)  
LOCATED 103" TO 223" FROM THE BOTTOM OF THE MULLION

**ELEVATION CW2A**  
 SCALE: 3/8" = 1'-0"  
 KAWNEER 1600 SYS. 1 - 2 1/2" X 10 1/2"  
 EXTERIOR CURTAIN WALL  
 1" INSULATED GLASS  
 QUANTITY: 1

07.22.20	1ST REVISION				
08.31.20	2ND REVISION (ENGINEERING)				
09.03.20	3RD REVISION (CW)				
01.19.21	4TH REVISION (RA)				
		DESCRIPTION	NO	DATE	
		DRAWING SUBMISSION			

02.17.21	5TH REVISION - RADIUS (RA)				
03.31.21	6TH REVISION - CONNECTOR (RA)				
04.12.21	7TH REVISION - CW2.19 (GFS)				
03.01.22	8TH REVISION - EXTEND HEAD AND NOTCH (GH)				
		DESCRIPTION	NO	DATE	
		DRAWING SUBMISSION			

**PIEDMONT ATHENS REGIONAL  
 MASTER FACILITY PROJECT  
 ATHENS, GA 30606**

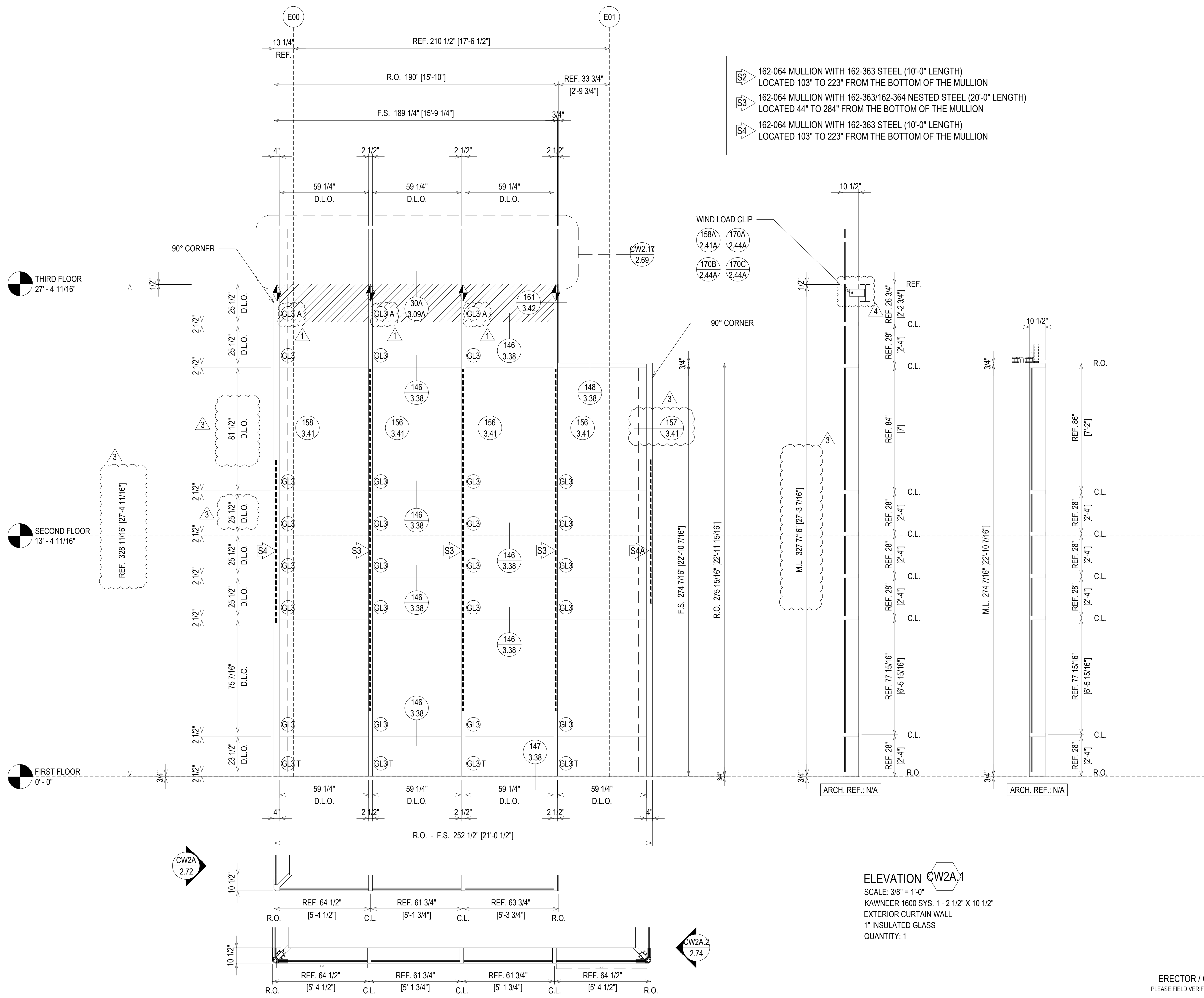
**GRAHAM-HODGE  
 ASSOCIATES INC.**

**JOB # 19-017**

DRAWN BY:	DATE:
RA	05.27.20
CHECKED BY:	DATE:
JO	05.27.20

ERECTOR / G.C. NOTE:  
 PLEASE FIELD VERIFY ALL DIMENSIONS

**2.72**



- S2 162-064 MULLION WITH 162-363 STEEL (10'-0" LENGTH)  
LOCATED 103" TO 223" FROM THE BOTTOM OF THE MULLION
- S3 162-064 MULLION WITH 162-363/162-364 NESTED STEEL (20'-0" LENGTH)  
LOCATED 44" TO 284" FROM THE BOTTOM OF THE MULLION
- S4 162-064 MULLION WITH 162-363 STEEL (10'-0" LENGTH)  
LOCATED 103" TO 223" FROM THE BOTTOM OF THE MULLION

**ELEVATION CW2A.1**  
 SCALE: 3/8" = 1'-0"  
 KAWNEER 1600 SYS. 1 - 2 1/2" X 10 1/2"  
 EXTERIOR CURTAIN WALL  
 1" INSULATED GLASS  
 QUANTITY: 1

07.22.20	1ST REVISION	02.17.21	5TH REVISION - RADIUS (RA)	NO	NO	DATE	DESCRIPTION	DRAWING	SUBMISSION
08.31.20	2ND REVISION (ENGINEERING)	03.31.21	6TH REVISION - CONNECTOR (RA)	NO	NO	DATE	DESCRIPTION	DRAWING	SUBMISSION
09.03.20	3RD REVISION (CW)	04.12.21	7TH REVISION - CW2.19 (GFS)	NO	NO	DATE	DESCRIPTION	DRAWING	SUBMISSION
01.19.21	4TH REVISION (RA)	03.01.22	8TH REVISION - EXTEND HEAD AND NOTCH (PH)	NO	NO	DATE	DESCRIPTION	DRAWING	SUBMISSION

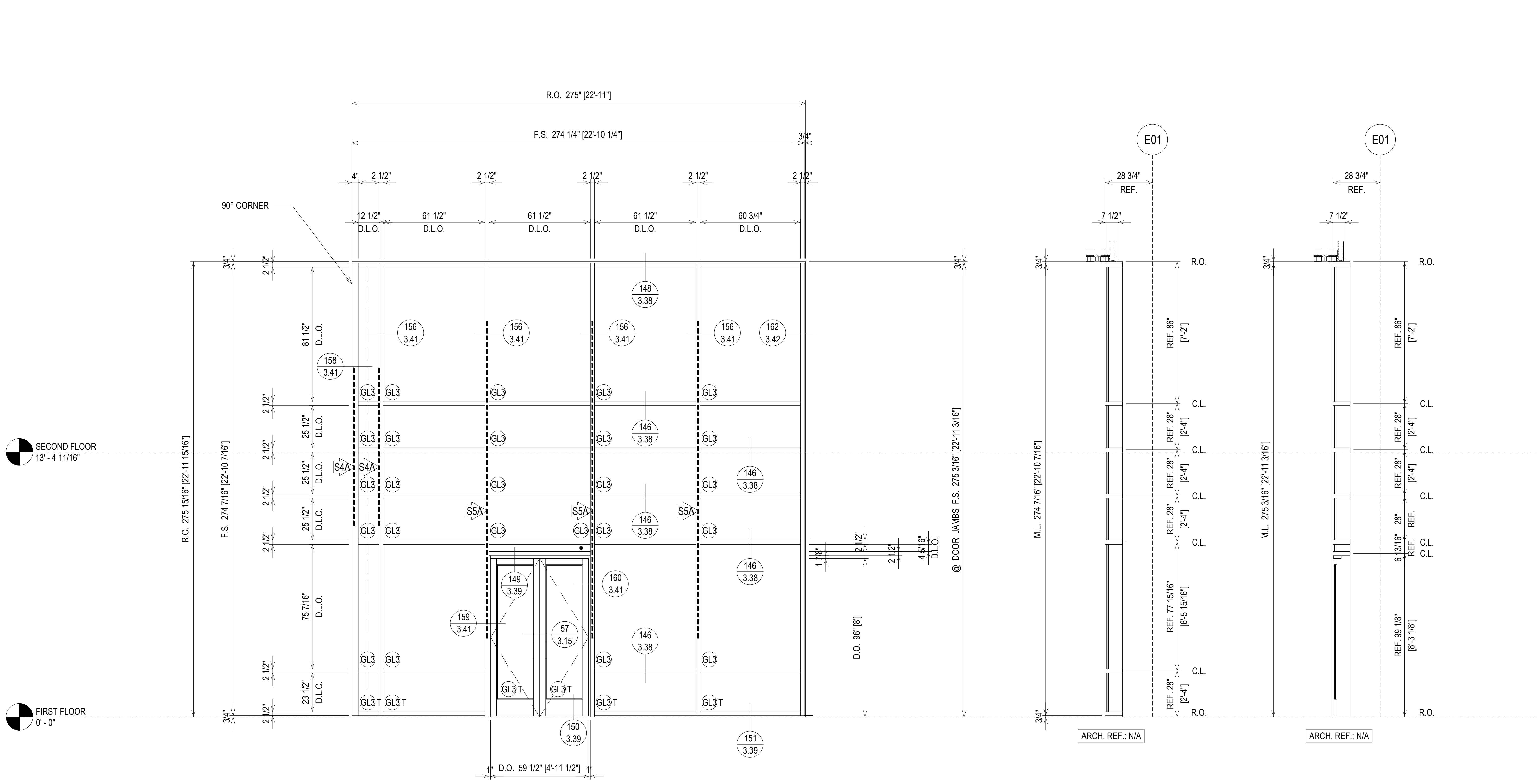
**PIEDMONT ATHENS REGIONAL  
 MASTER FACILITY PROJECT  
 ATHENS, GA 30606**

**GRAHAM-HODGE  
 ASSOCIATES INC.**

**JOB # 19-017**

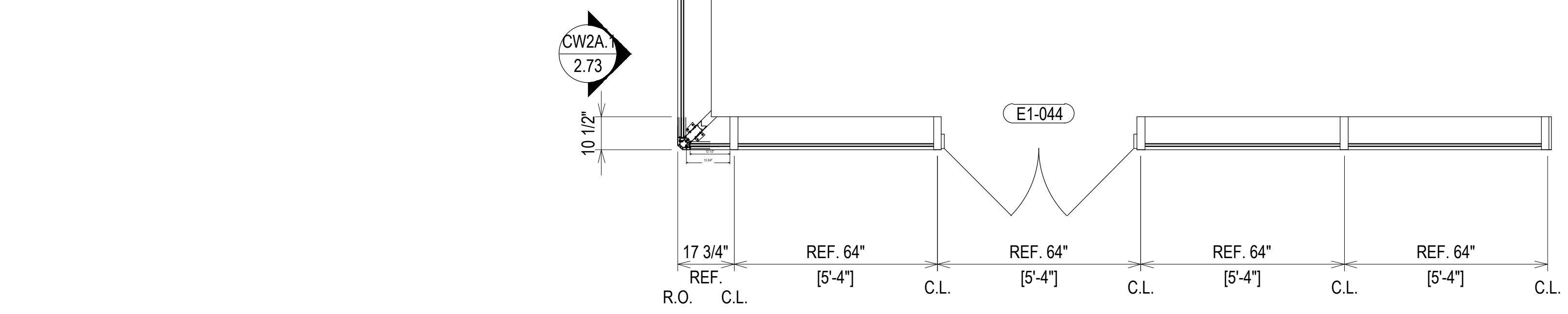
ERECTOR / G.C. NOTE:  
 PLEASE FIELD VERIFY ALL DIMENSIONS

**2.73**



SECOND FLOOR  
13' - 4 11/16"

FIRST FLOOR  
0' - 0"




**ELEVATION CW2A.2**  
SCALE: 3/8" = 1'-0"  
KAWNEER 1600 SYS. 1 - 2 1/2" X 10 1/2"  
EXTERIOR CURTAIN WALL  
1" INSULATED GLASS  
QUANTITY: 1

- S4A 162-064 MULLION WITH 162-363/162-364/162-365 STEEL (8'-0" LENGTH) LOCATED 115" TO 211" FROM THE BOTTOM OF THE MULLION
- S5A 162-064 MULLION WITH 162-363/162-364/162-365 STEEL (16'-0" LENGTH) LOCATED 47" TO 239" FROM THE BOTTOM OF THE MULLION

07.22.20	1ST REVISION	
08.31.20	2ND REVISION (ENGINEERING)	
09.03.20	3RD REVISION (CW)	
01.19.21	4TH REVISION (RA)	
	DESCRIPTION	DATE

02.17.21	5TH REVISION (RA)	
03.31.21	6TH REVISION - CONNECTOR (RA)	
04.12.21	7TH REVISION - CW2.19 (GFS)	
03.01.22	8TH REVISION - EXTEND HEAD AND NOTCH (PH)	
	DESCRIPTION	DATE

**PIEDMONT ATHENS REGIONAL  
MASTER FACILITY PROJECT  
ATHENS, GA 30606**



JOB # 19-017

DRAWN BY:	DATE:
RA	05.27.20
CHECKED BY:	DATE:
JO	05.27.20


ERECTOR / G.C. NOTE:  
PLEASE FIELD VERIFY ALL DIMENSIONS

**2.74**

07.22.20	DATE	
08.31.20	DATE	
09.03.20	DATE	
01.19.21	DATE	
DESCRIPTION		
DRAWING SUBMISSION		

02.17.21	DATE	
03.31.21	DATE	
04.12.21	DATE	
03.01.22	DATE	
DESCRIPTION		
DRAWING SUBMISSION		

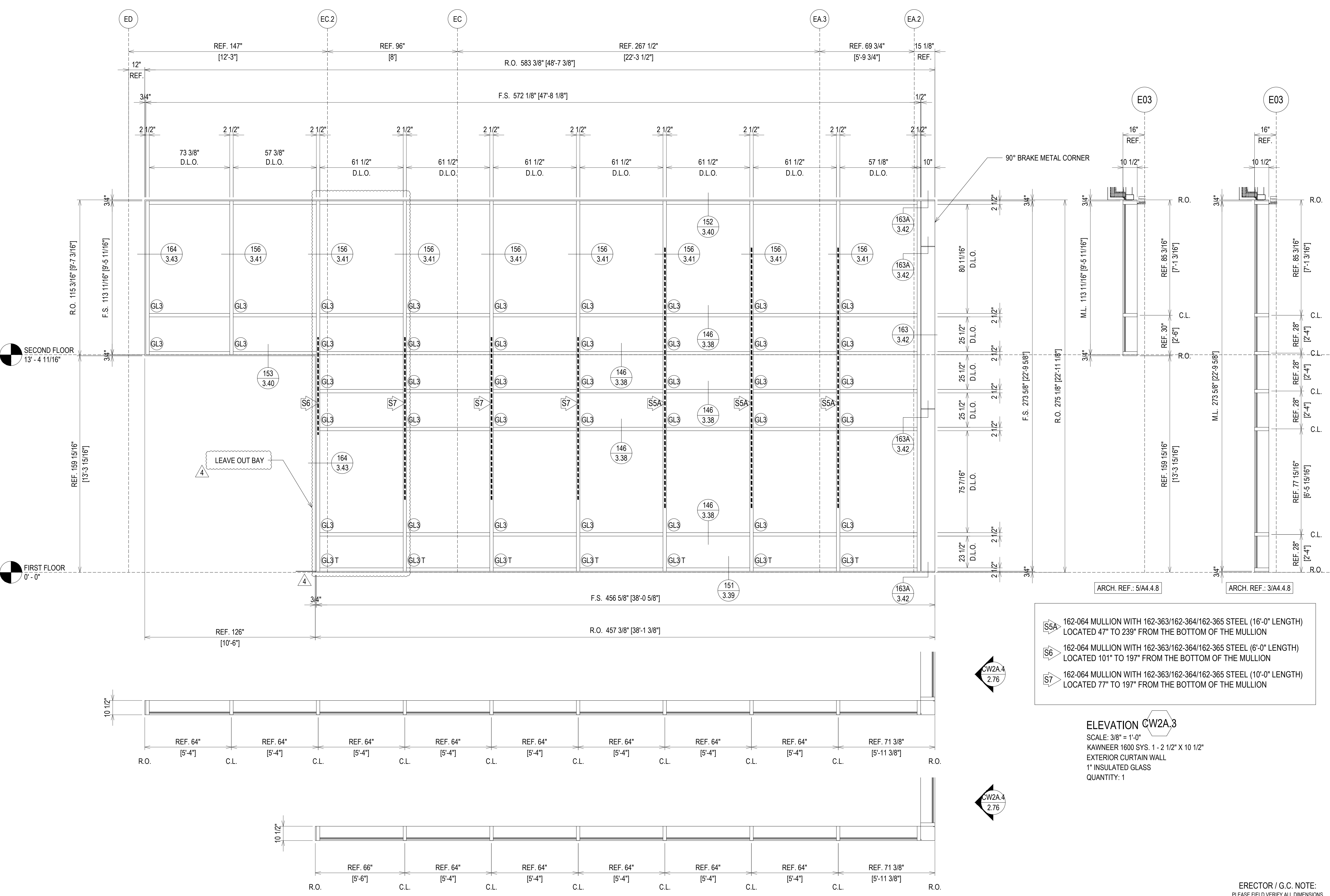
**PIEDMONT ATHENS REGIONAL  
MASTER FACILITY PROJECT  
ATHENS, GA 30606**



**JOB # 19-017**

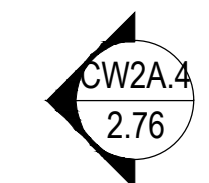
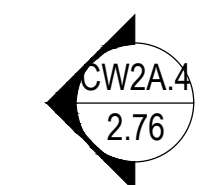
DRAWN BY:	DATE:
RA	05.27.20
CHECKED BY:	DATE:
JO	05.27.20

**2.75**



- S5A** 162-064 MULLION WITH 162-363/162-364/162-365 STEEL (16'-0" LENGTH) LOCATED 47" TO 239" FROM THE BOTTOM OF THE MULLION
- S6** 162-064 MULLION WITH 162-363/162-364/162-365 STEEL (6'-0" LENGTH) LOCATED 101" TO 197" FROM THE BOTTOM OF THE MULLION
- S7** 162-064 MULLION WITH 162-363/162-364/162-365 STEEL (10'-0" LENGTH) LOCATED 77" TO 197" FROM THE BOTTOM OF THE MULLION

**ELEVATION CW2A.3**  
SCALE: 3/8" = 1'-0"  
KAWNEER 1600 SYS. 1 - 2 1/2" X 10 1/2"  
EXTERIOR CURTAIN WALL  
1" INSULATED GLASS  
QUANTITY: 1

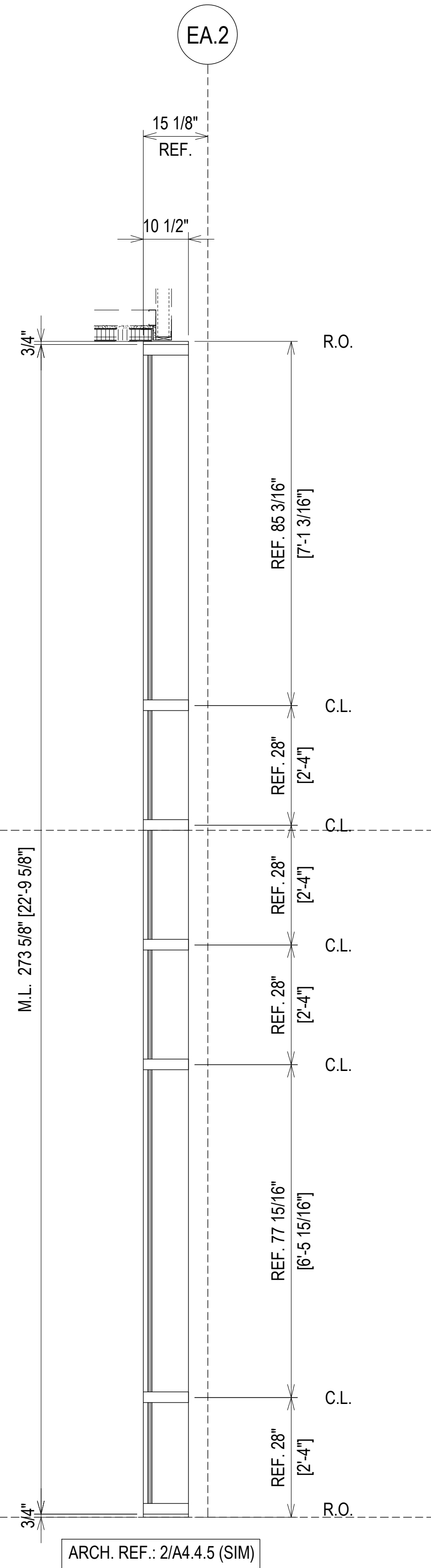
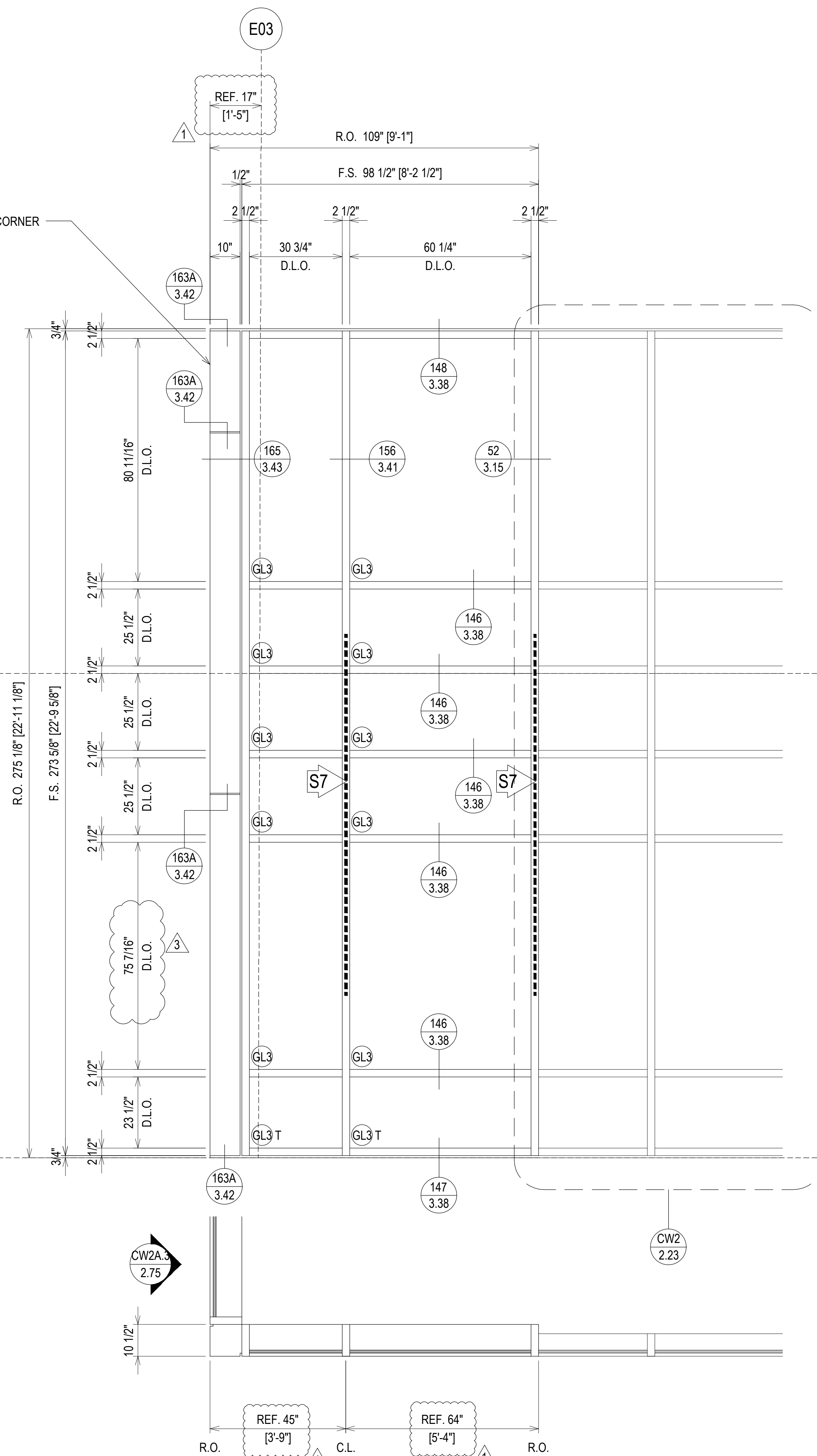


ERECTOR / G.C. NOTE:  
PLEASE FIELD VERIFY ALL DIMENSIONS

SECOND FLOOR  
13'-4 11/16"

FIRST FLOOR  
0'-0"

90° BRAKE METAL CORNER



**ELEVATION CW2A.4**  
 SCALE: 1/2" = 1'-0"  
 KAWNEER 1600 SYS. 1 - 2 1/2" X 10 1/2"  
 EXTERIOR CURTAIN WALL  
 1" INSULATED GLASS  
 QUANTITY: 1

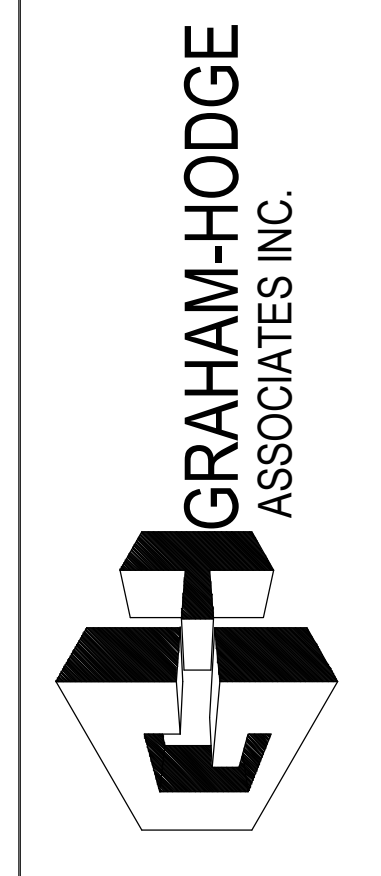
162-064 MULLION WITH 162-363/162-364/162-365 STEEL (10'-0" LENGTH)  
 LOCATED 77" TO 197" FROM THE BOTTOM OF THE MULLION

ERECTOR / G.C. NOTE:  
 PLEASE FIELD VERIFY ALL DIMENSIONS

NO	DESCRIPTION	DATE	NO	DESCRIPTION	DATE
1	1ST REVISION	07.22.20	1	1ST REVISION	07.22.20
2	2ND REVISION (ENGINEERING)	08.31.20	2	2ND REVISION (ENGINEERING)	08.31.20
3	3RD REVISION (CW)	09.03.20	3	3RD REVISION (CW)	09.03.20
4	4TH REVISION (RA)	01.19.21	4	4TH REVISION (RA)	01.19.21

NO	DESCRIPTION	DATE	NO	DESCRIPTION	DATE
5	5TH REVISION - RADIUS (RA)	02.17.21	5	5TH REVISION - RADIUS (RA)	02.17.21
6	6TH REVISION - CONNECTOR (RA)	03.31.21	6	6TH REVISION - CONNECTOR (RA)	03.31.21
7	7TH REVISION - CW2.19 (GFS)	04.12.21	7	7TH REVISION - CW2.19 (GFS)	04.12.21
8	8TH REVISION - EXTEND HEAD AND NOTCH (GH)	03.01.22	8	8TH REVISION - EXTEND HEAD AND NOTCH (GH)	03.01.22

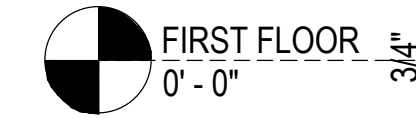
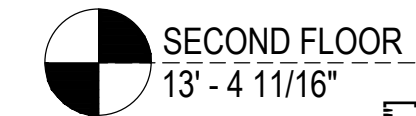
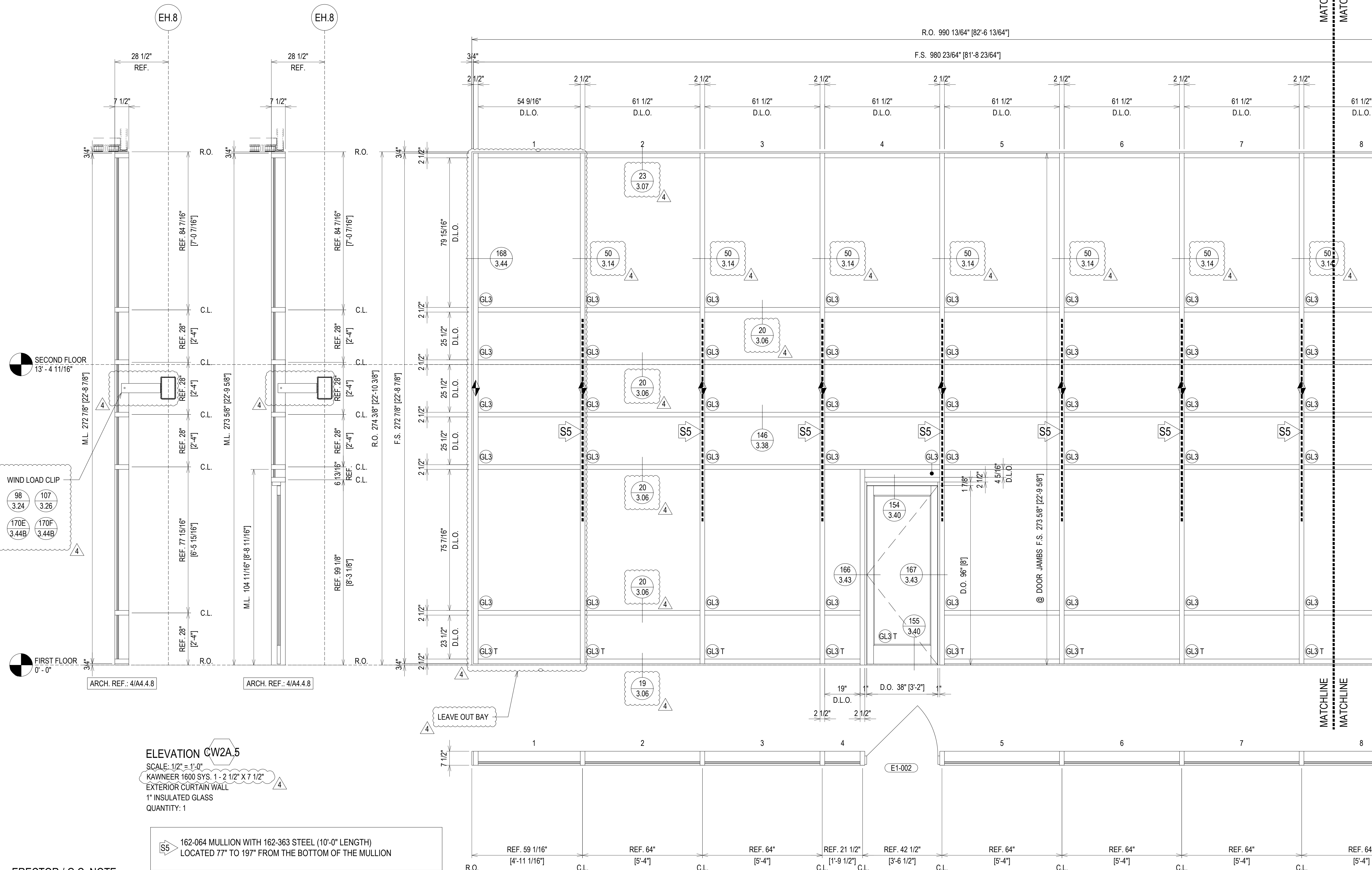
**PIEDMONT ATHENS REGIONAL  
 MASTER FACILITY PROJECT  
 ATHENS, GA 30606**



JOB # 19-017

DRAWN BY:	DATE:	CHECKED BY:	DATE:
RA	05.27.20		
JO	05.27.20		

2.76



WIND LOAD CLIP

98 3.24	107 3.26
170E 3.44B	170F 3.44B

**ELEVATION CW2A.5**  
 SCALE: 1/2" = 1'-0"  
 KAWNEER 1600 SYS. 1 - 2 1/2" X 7 1/2"  
 EXTERIOR CURTAIN WALL  
 1" INSULATED GLASS  
 QUANTITY: 1

**S5** 162-064 MULLION WITH 162-363 STEEL (10'-0" LENGTH)  
 LOCATED 77" TO 197" FROM THE BOTTOM OF THE MULLION

**ERECTOR / G.C. NOTE:**  
 PLEASE FIELD VERIFY ALL DIMENSIONS

07.22.20	1ST REVISION	NO	DATE	DESCRIPTION	DRAWING SUBMISSION
08.31.20	2ND REVISION (ENGINEERING)	NO	DATE	DESCRIPTION	DRAWING SUBMISSION
09.03.20	3RD REVISION (CW)	NO	DATE	DESCRIPTION	DRAWING SUBMISSION
01.19.21	4TH REVISION (RA)	NO	DATE	DESCRIPTION	DRAWING SUBMISSION
02.17.21	5TH REVISION - RADIUS (RA)	NO	DATE	DESCRIPTION	DRAWING SUBMISSION
03.31.21	6TH REVISION - CONNECTOR (RA)	NO	DATE	DESCRIPTION	DRAWING SUBMISSION
04.12.21	7TH REVISION - CW2.19 (GFS)	NO	DATE	DESCRIPTION	DRAWING SUBMISSION
03.01.22	8TH REVISION - EXTEND HEAD AND NOTCH (PH)	NO	DATE	DESCRIPTION	DRAWING SUBMISSION

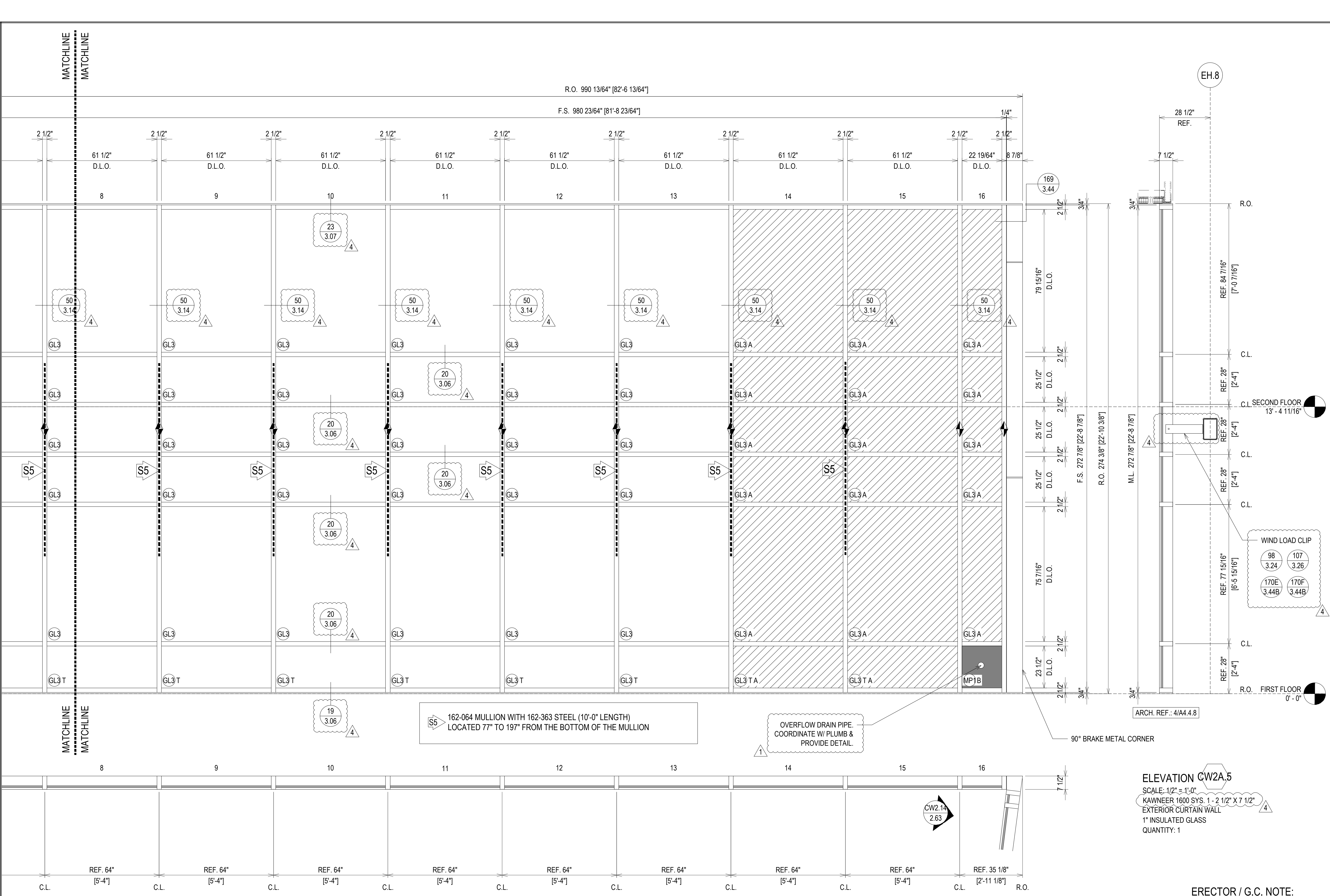
**PIEDMONT ATHENS REGIONAL  
 MASTER FACILITY PROJECT  
 ATHENS, GA 30606**

**GRAHAM-HODGE  
 ASSOCIATES INC.**

**JOB # 19-017**

DRAWN BY:	DATE:
RA	05.27.20
CHECKED BY:	DATE:
JO	05.27.20

**2.77**



S5 162-064 MULLION WITH 162-363 STEEL (10'-0" LENGTH)  
LOCATED 77" TO 197" FROM THE BOTTOM OF THE MULLION

OVERFLOW DRAIN PIPE.  
COORDINATE W/ PLUMB &  
PROVIDE DETAIL.

ELEVATION CW2A.5  
SCALE: 1/2" = 1'-0"  
KAWNEER 1600 SYS. 1 - 2 1/2" X 7 1/2"  
EXTERIOR CURTAIN WALL  
1" INSULATED GLASS  
QUANTITY: 1

ERECTOR / G.C. NOTE:  
PLEASE FIELD VERIFY ALL DIMENSIONS

07.22.20	1ST REVISION	02.17.21	5TH REVISION - RADIUS (RA)	NO	DATE	DESCRIPTION	DRAWING SUBMISSION
08.31.20	2ND REVISION (ENGINEERING)	03.31.21	6TH REVISION - CONNECTOR (RA)	NO	DATE	DESCRIPTION	DRAWING SUBMISSION
09.03.20	3RD REVISION (CW)	04.12.21	7TH REVISION - CW2.19 (GFS)	NO	DATE	DESCRIPTION	DRAWING SUBMISSION
01.19.21	4TH REVISION (RA)	03.01.22	8TH REVISION - EXTEND HEAD AND NOTCH (PH)	NO	DATE	DESCRIPTION	DRAWING SUBMISSION

**PIEDMONT ATHENS REGIONAL  
MASTER FACILITY PROJECT  
ATHENS, GA 30606**

**GRAHAM-HODGE  
ASSOCIATES INC.**

JOB # 19-017

DRAWN BY: RA DATE: 05.27.20  
CHECKED BY: JO DATE: 05.27.20

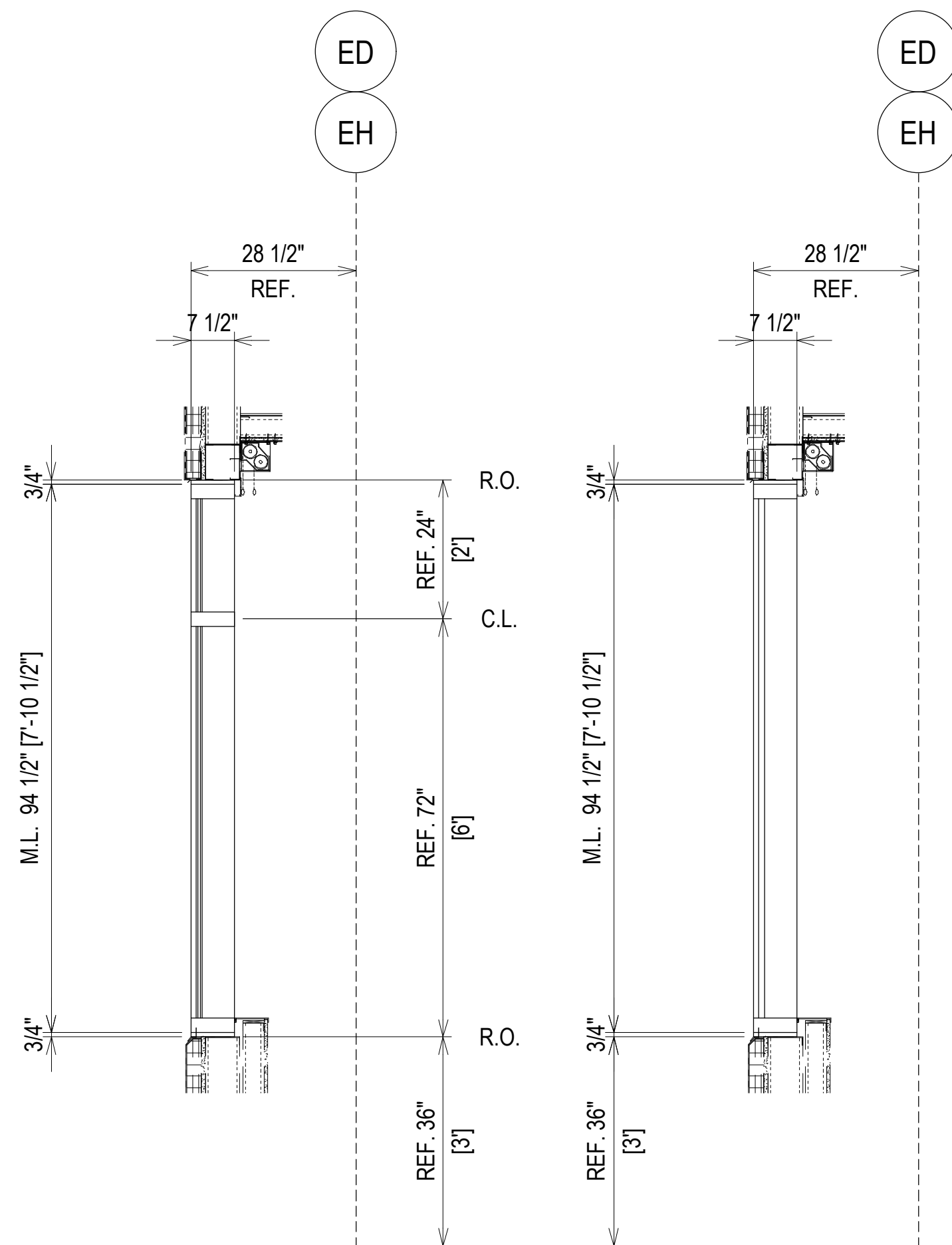
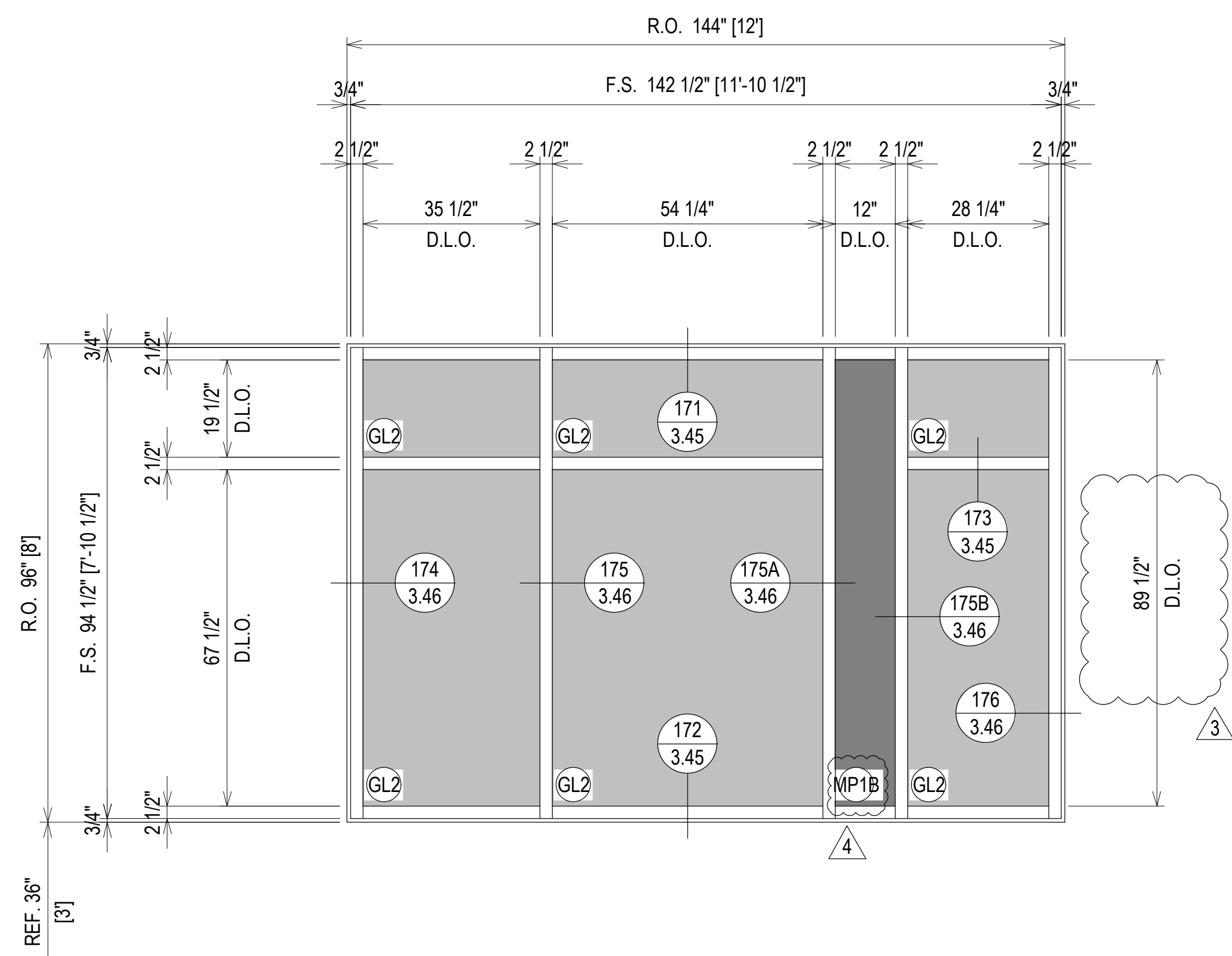
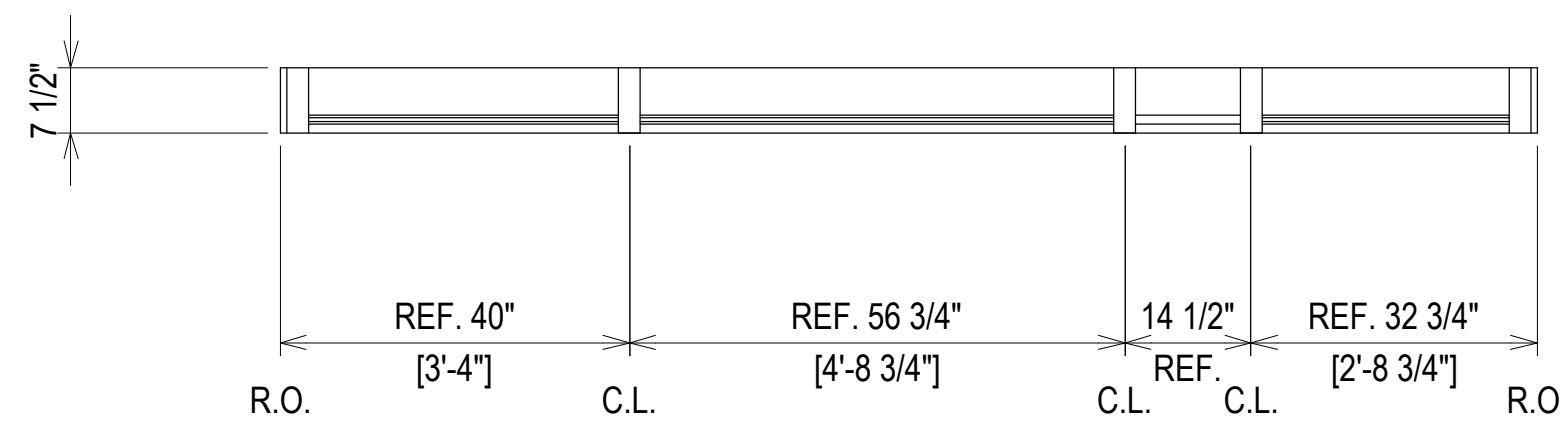
**2.78**



THIRD - SIXTH FLOOR  
27' - 4 11/16" - 69' - 4 11/16"

ELEVATION E1

SCALE: 1/2" = 1'-0"  
KAWNEER 1600 SYS. 1 & 5 - 2 1/2" X 7 1/2"  
EXTERIOR CURTAIN WALL  
1" INSULATED GLASS  
QUANTITY: 31



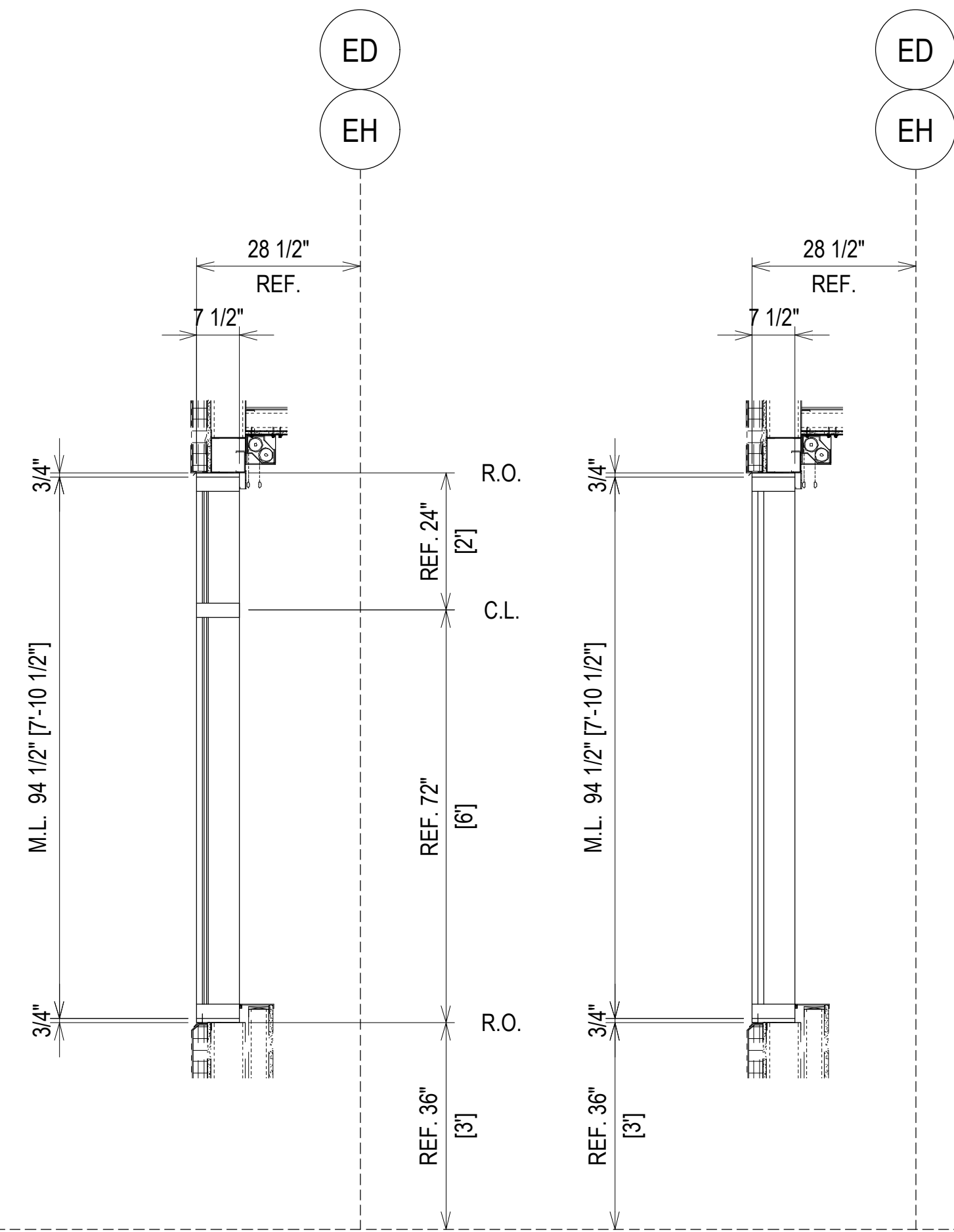
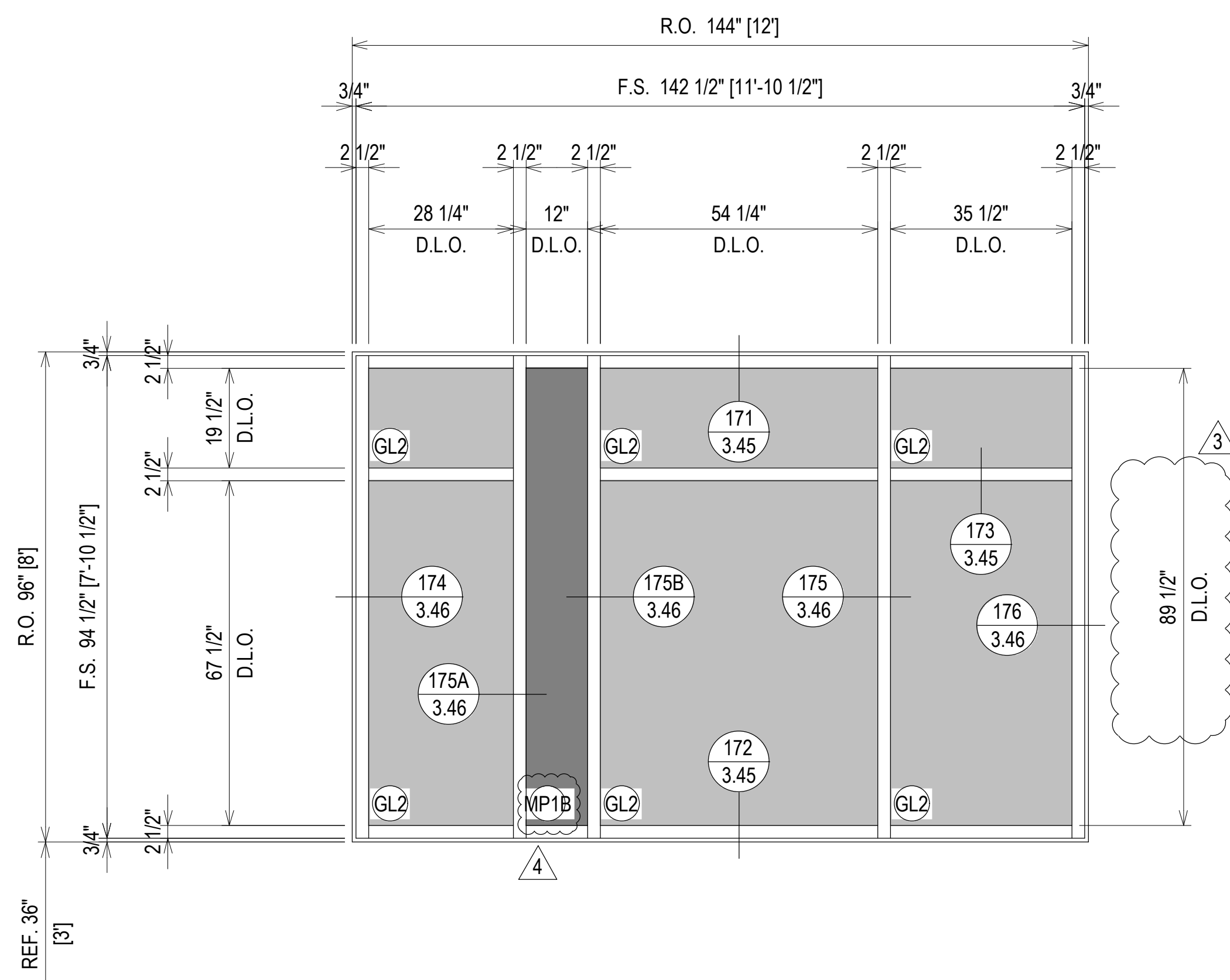
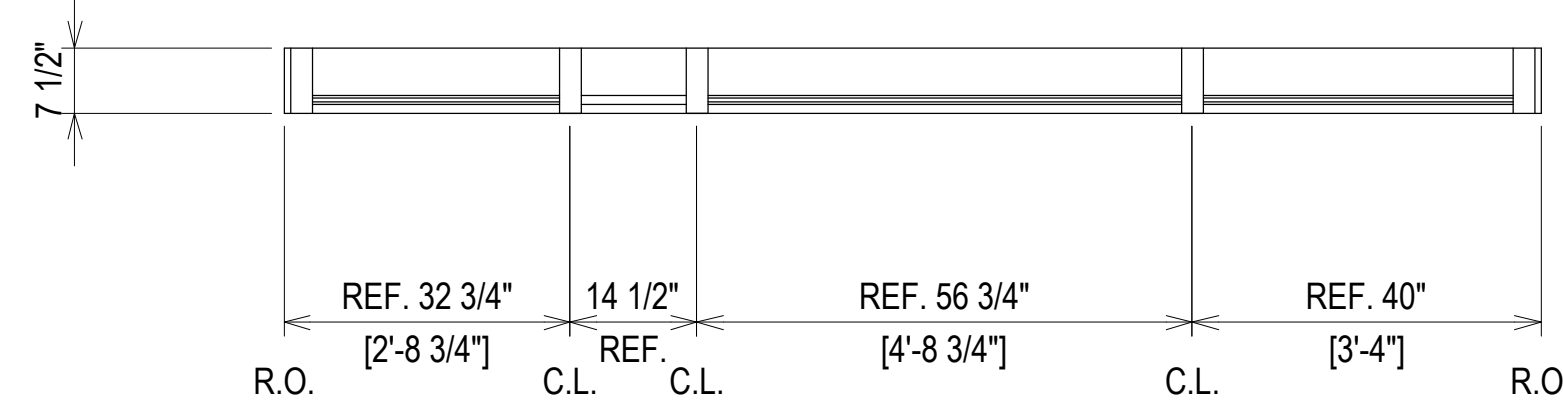
ARCH. REF.: 2/A4.4.2  
ARCH. REF.: 3/A4.4.7

ARCH. REF.: 2/A4.4.2  
ARCH. REF.: 3/A4.4.7

THIRD - SIXTH FLOOR  
27' - 4 11/16" - 69' - 4 11/16"

ELEVATION E2

SCALE: 1/2" = 1'-0"  
KAWNEER 1600 SYS. 1 & 5 - 2 1/2" X 7 1/2"  
EXTERIOR CURTAIN WALL  
1" INSULATED GLASS  
QUANTITY: 25



ARCH. REF.: 2/A4.4.2  
ARCH. REF.: 3/A4.4.7

ARCH. REF.: 2/A4.4.2  
ARCH. REF.: 3/A4.4.7

ERECTOR / G.C. NOTE:  
PLEASE FIELD VERIFY ALL DIMENSIONS

PIEDMONT ATHENS REGIONAL  
MASTER FACILITY PROJECT  
ATHENS, GA 30606



JOB # 19-017

DRAWN BY: RA DATE: 05.27.20  
CHECKED BY: JO DATE: 05.27.20

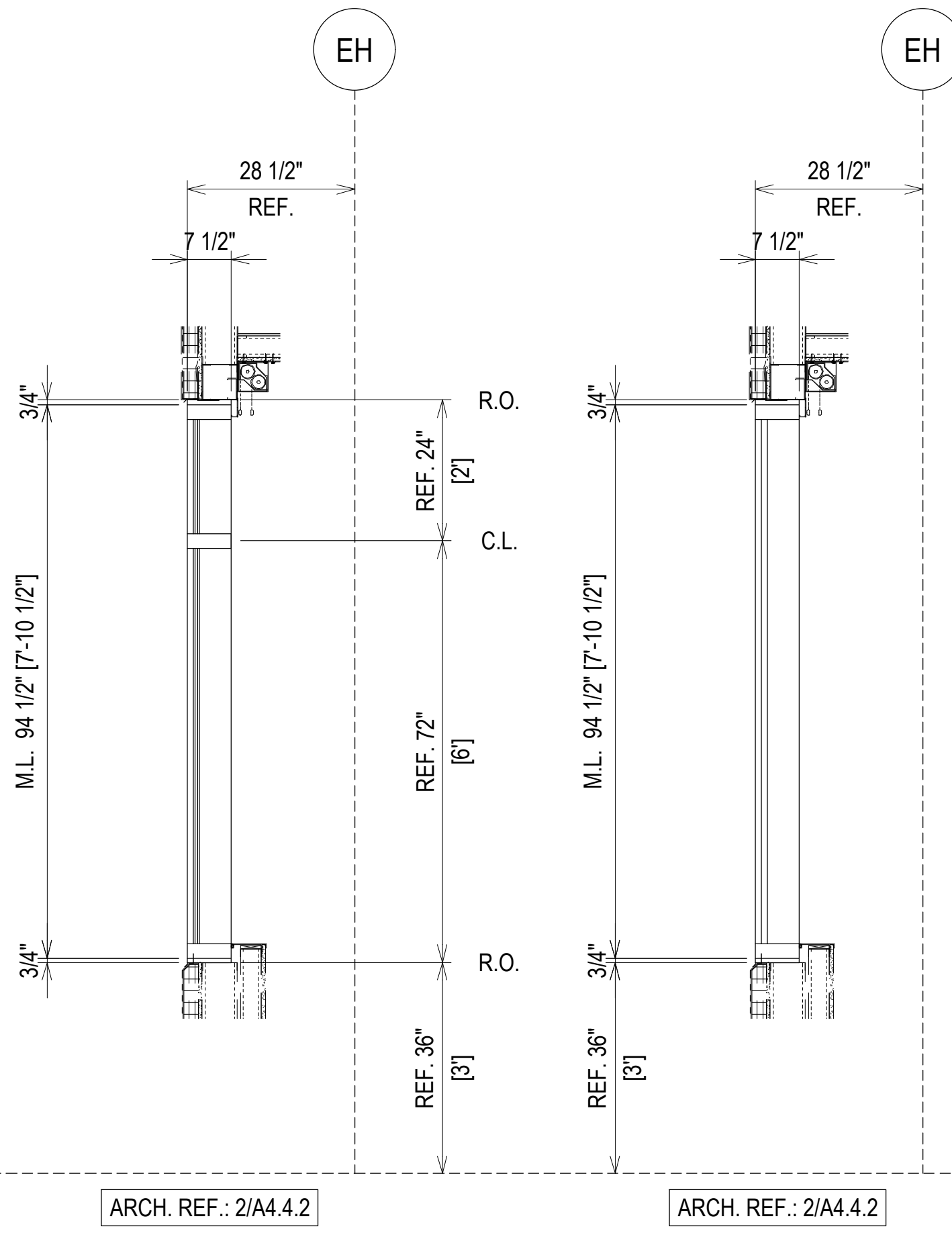
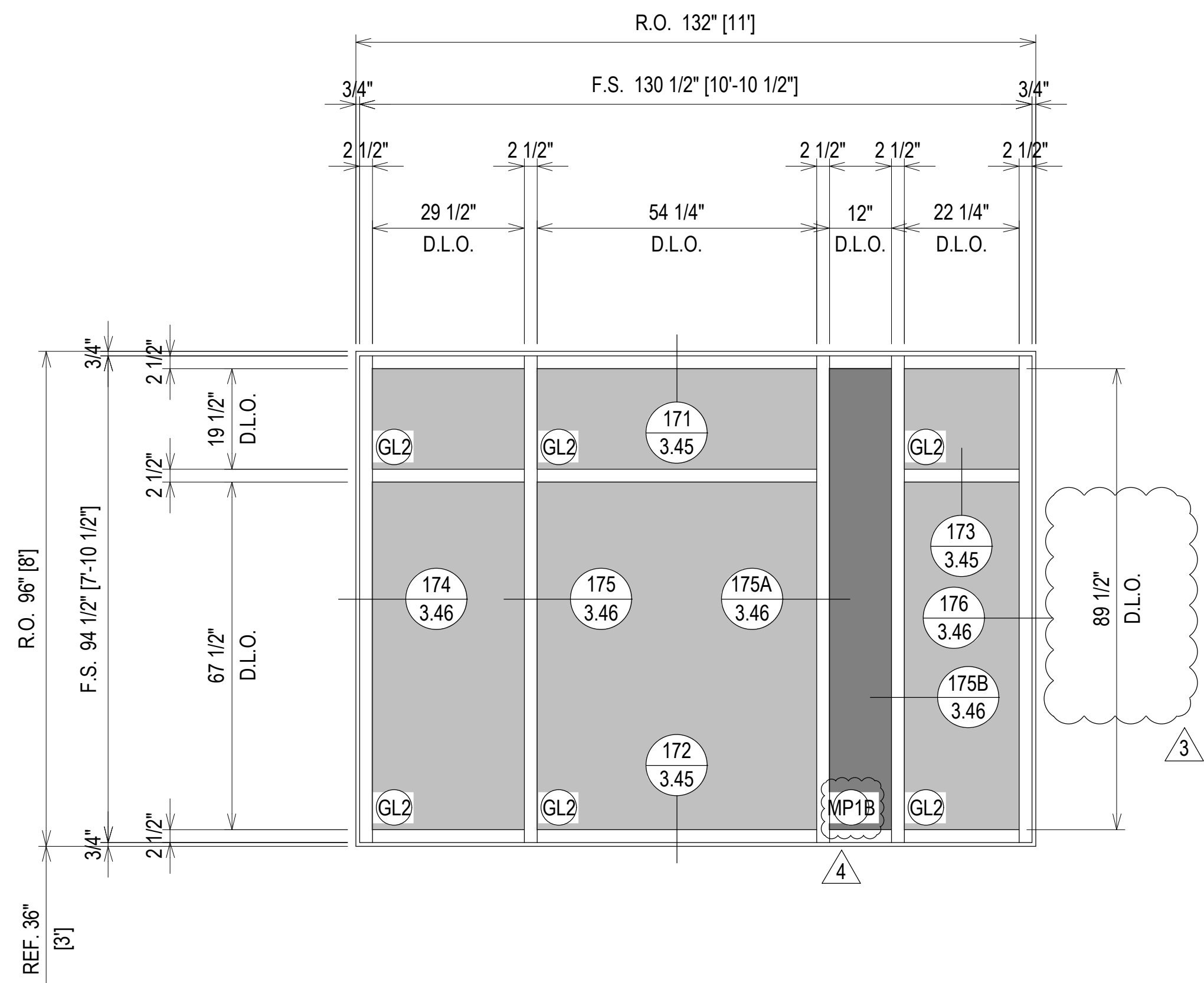
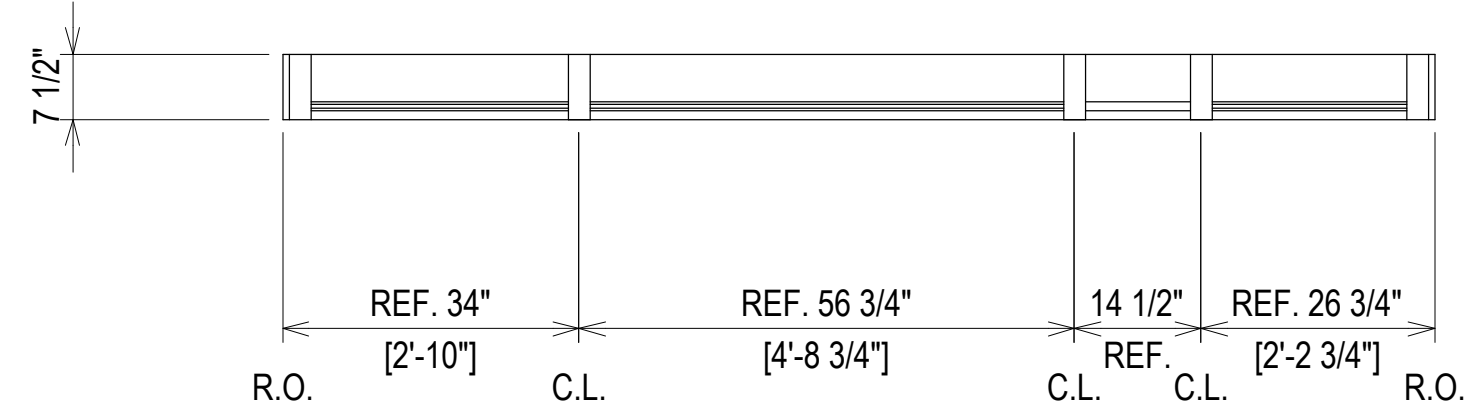
2.79

NO	DATE	DESCRIPTION	NO	DATE	DESCRIPTION
1	02.17.21	5TH REVISION - RADIUS (RA)	1	07.22.20	1ST REVISION
2	03.31.21	6TH REVISION - CONNECTOR (RA)	2	08.31.20	2ND REVISION (ENGINEERING)
3	04.12.21	7TH REVISION - CW2 (GFS)	3	09.03.20	3RD REVISION (CW)
4	03.01.22	8TH REVISION - EXTEND HEAD AND NOTCH (GH)	4	01.19.21	4TH REVISION (RA)
NO		DESCRIPTION	NO		DESCRIPTION
		DRAWING SUBMISSION			DRAWING SUBMISSION

THIRD - SIXTH FLOOR  
27' - 4 11/16" - 69' - 4 11/16"

ELEVATION E3

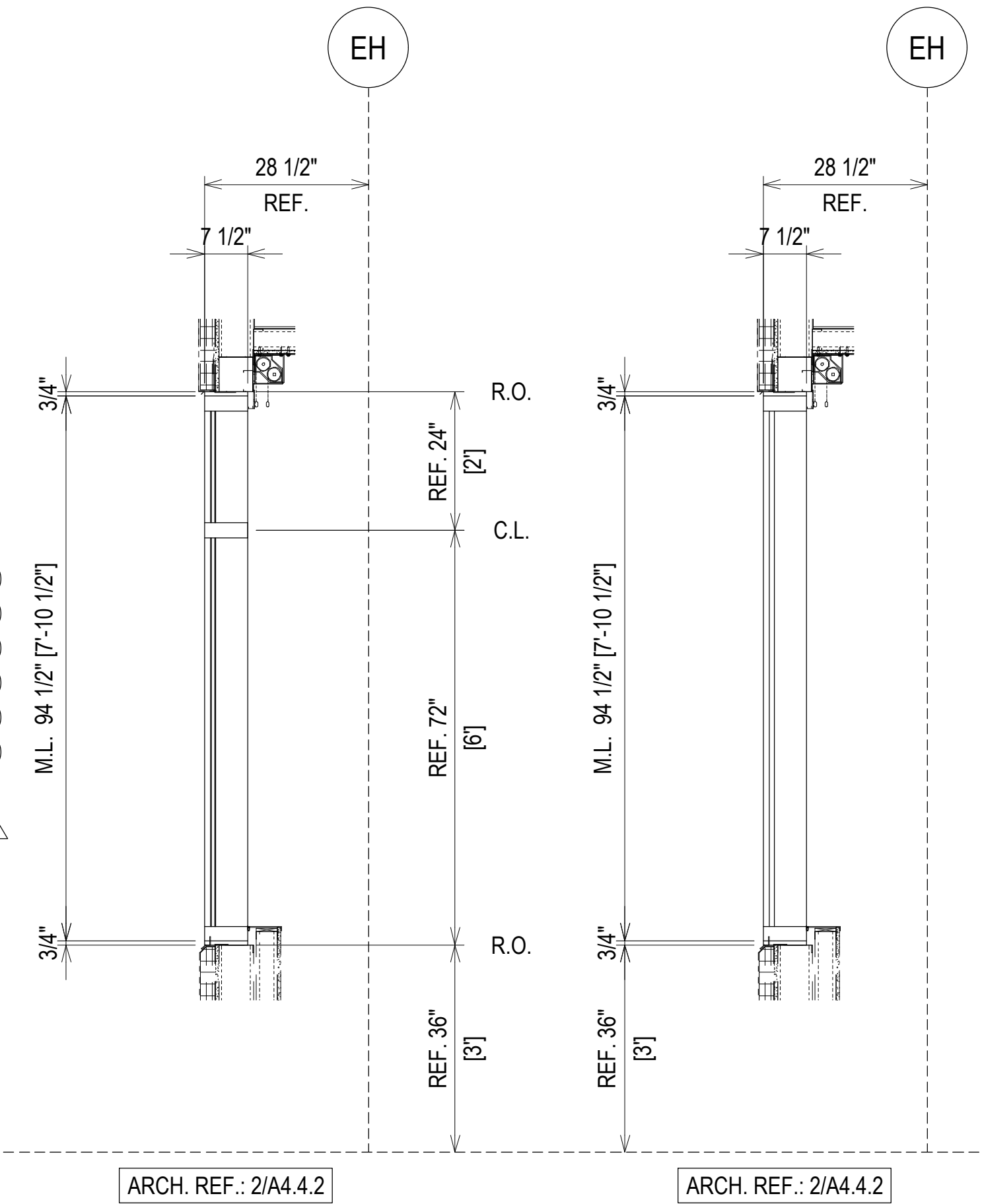
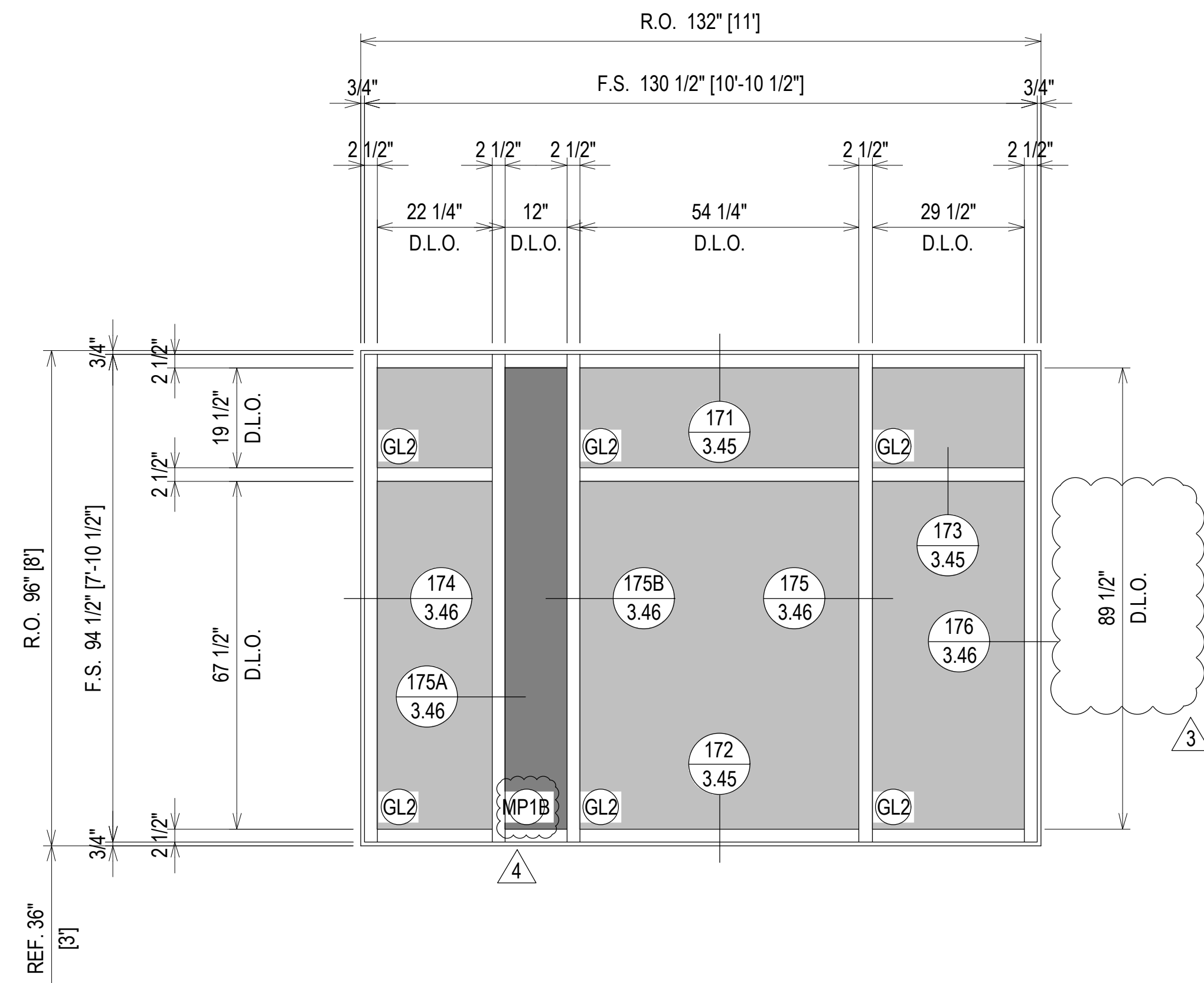
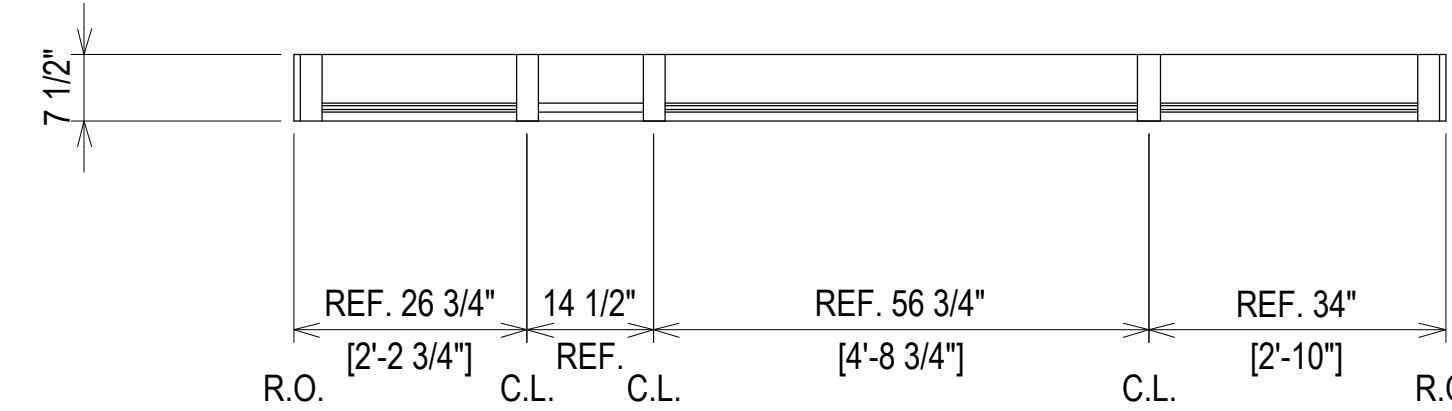
SCALE: 1/2" = 1'-0"  
KAWNEER 1600 SYS. 1 & 5 - 2 1/2" X 7 1/2"  
EXTERIOR CURTAIN WALL  
1" INSULATED GLASS  
QUANTITY: 2



THIRD - SIXTH FLOOR  
27' - 4 11/16" - 69' - 4 11/16"

ELEVATION E4

SCALE: 1/2" = 1'-0"  
KAWNEER 1600 SYS. 1 & 5 - 2 1/2" X 7 1/2"  
EXTERIOR CURTAIN WALL  
1" INSULATED GLASS  
QUANTITY: 2



07.22.20	1ST REVISION				
08.31.20	2ND REVISION (ENGINEERING)				
09.03.20	3RD REVISION (CW)				
01.19.21	4TH REVISION (RA)				
	DESCRIPTION	NO	DATE	NO	DATE
	DRAWING SUBMISSION				

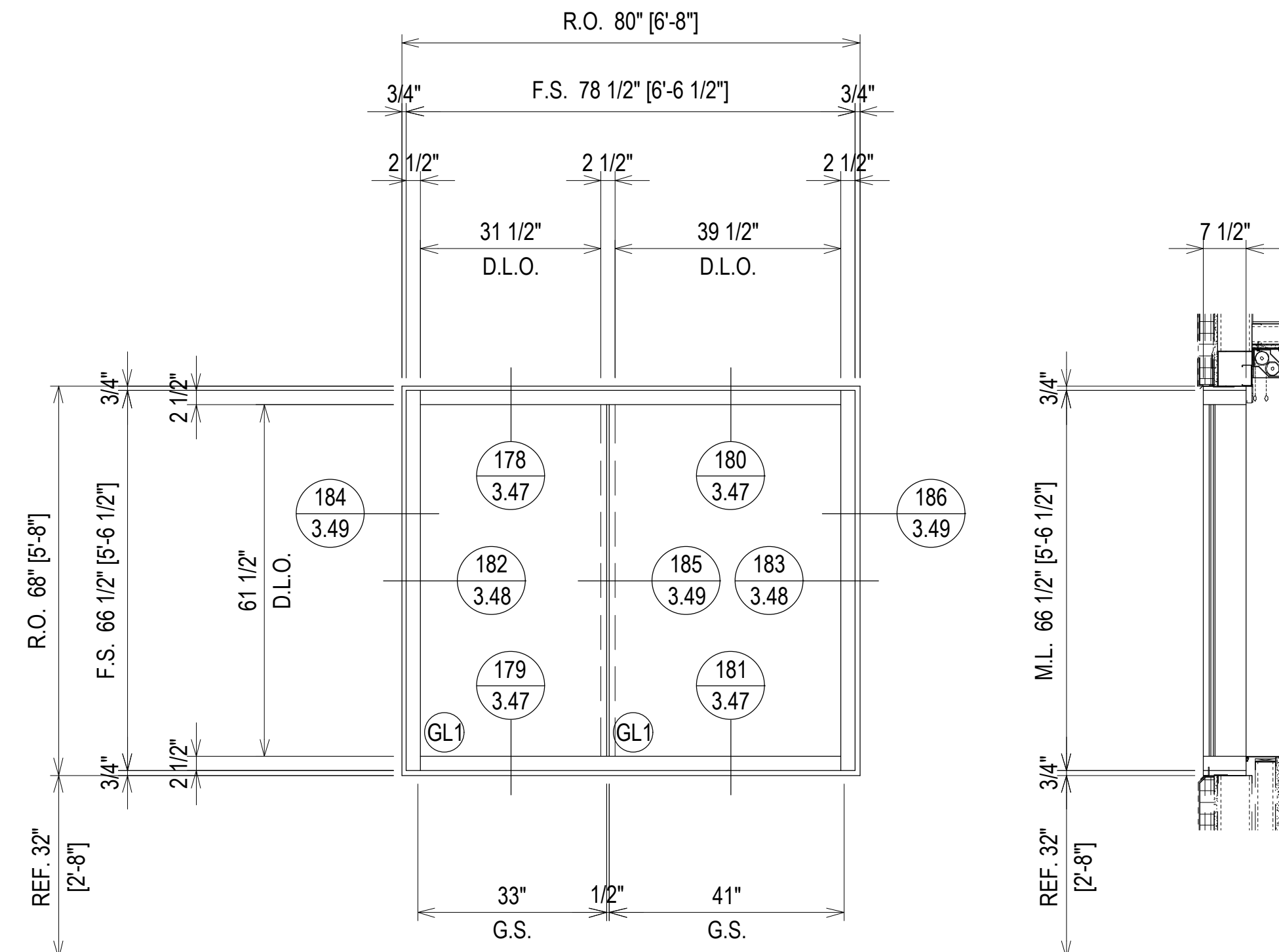
PIEDMONT ATHENS REGIONAL  
MASTER FACILITY PROJECT  
ATHENS, GA 30606



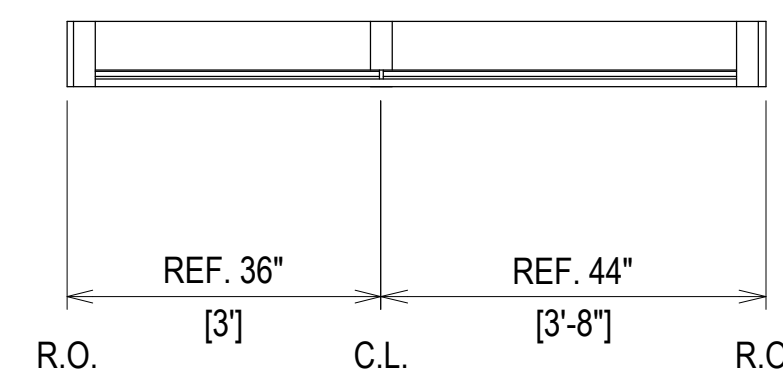
JOB # 19-017

DRAWN BY:	DATE:
RA	05.27.20
CHECKED BY:	DATE:
JO	05.27.20

FIRST - THIRD FLOOR  
0' - 0" - 27' - 4 11/16"

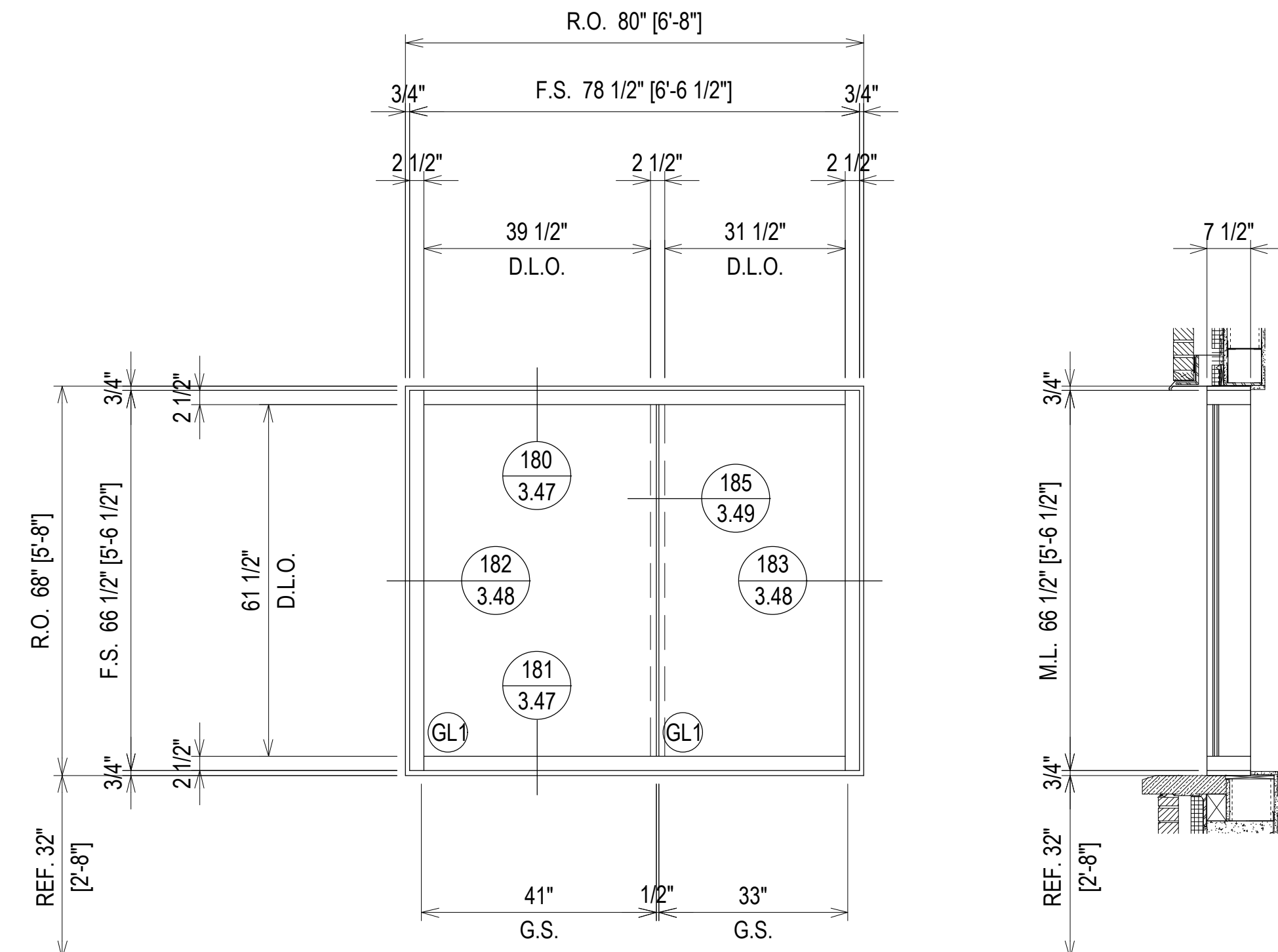


ARCH. REF.: 7/A4.4.8  
ARCH. REF.: 3/A4.4.9

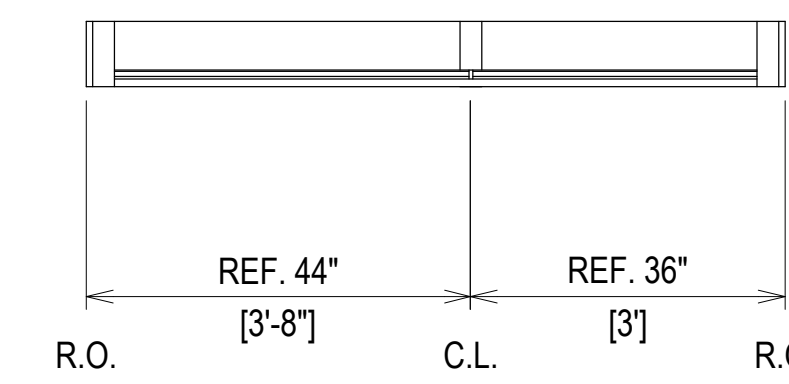


**ELEVATION E5**  
SCALE: 1/2" = 1'-0"  
KAWNEER 1600 SYS. 2 - 2 1/2" X 7 1/2"  
EXTERIOR CURTAIN WALL  
1" INSULATED GLASS  
QUANTITY: 21

FIRST FLOOR  
0' - 0"

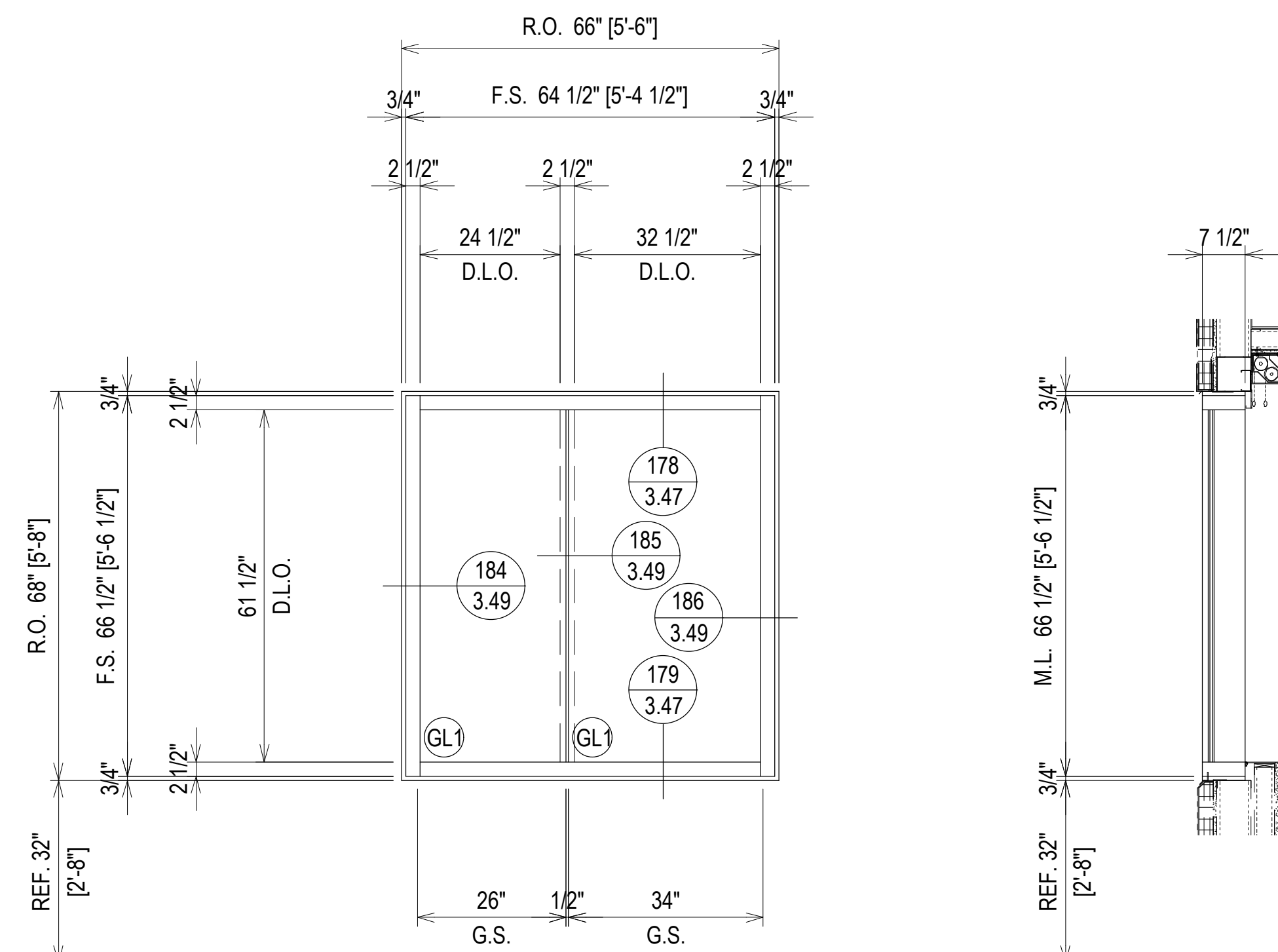


ARCH. REF.: 7/A4.4.8

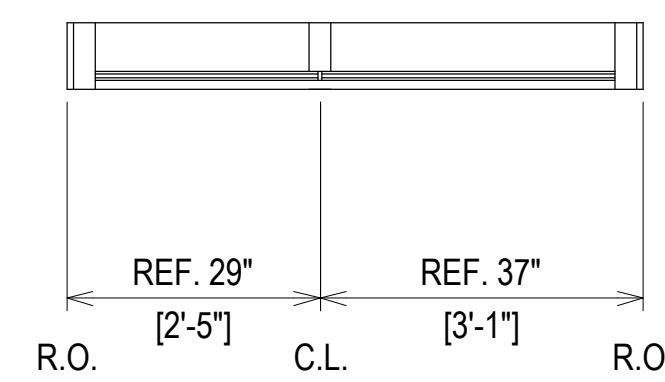


**ELEVATION E6**  
SCALE: 1/2" = 1'-0"  
KAWNEER 1600 SYS. 2 - 2 1/2" X 7 1/2"  
EXTERIOR CURTAIN WALL  
1" INSULATED GLASS  
QUANTITY: 2

FIRST - THIRD FLOOR  
0' - 0" - 27' - 4 11/16"

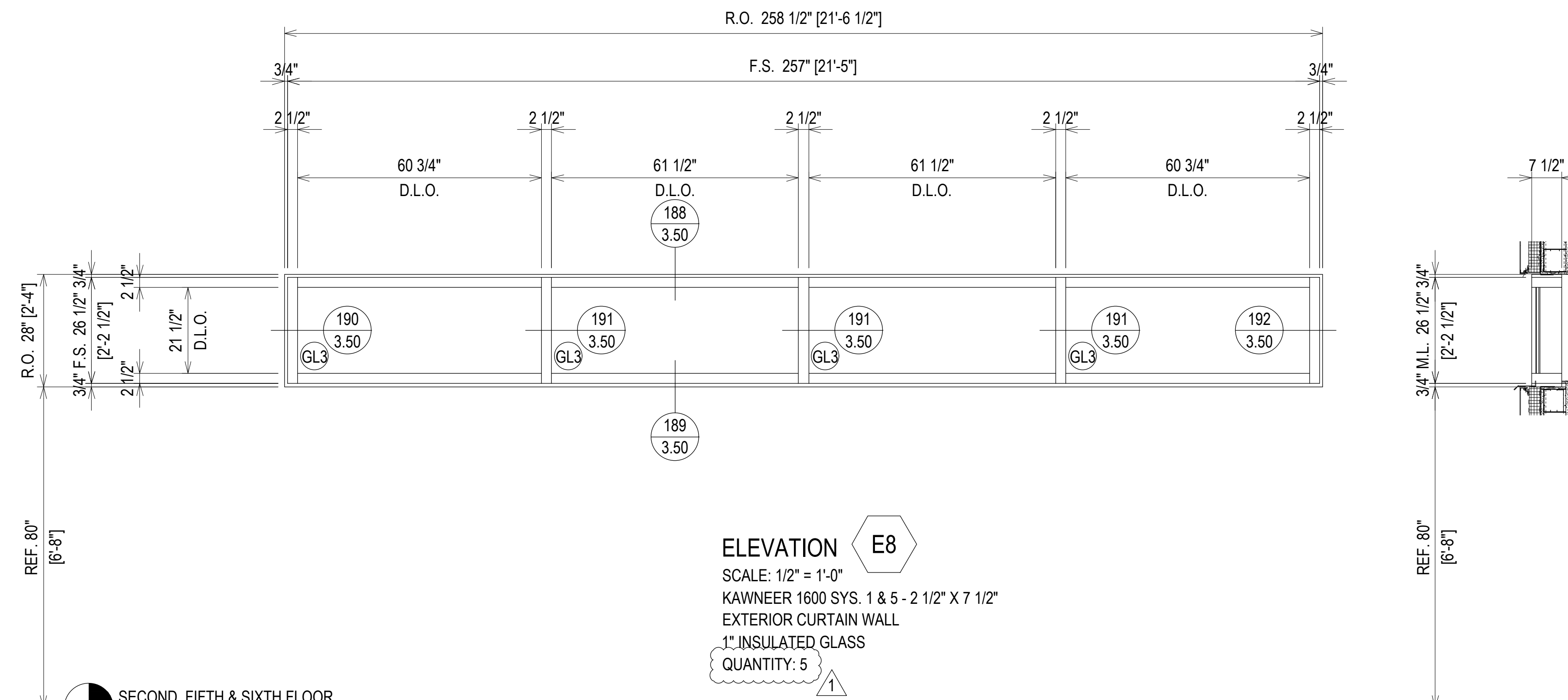


ARCH. REF.: 3/A4.4.9

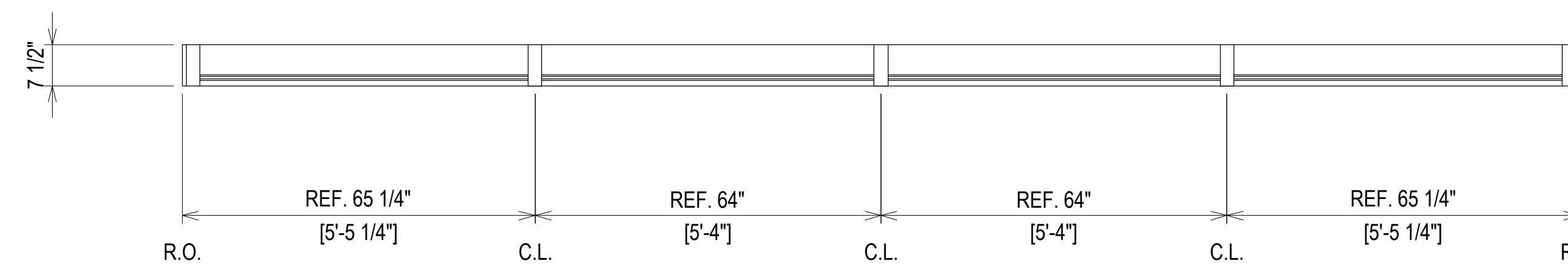


**ELEVATION E7**  
SCALE: 1/2" = 1'-0"  
KAWNEER 1600 SYS. 2 - 2 1/2" X 7 1/2"  
EXTERIOR CURTAIN WALL  
1" INSULATED GLASS  
QUANTITY: 3

SECOND, FIFTH & SIXTH FLOOR  
13' - 4 11/16" - 55' - 4 11/16" & 69' - 4 11/16"



ARCH. REF.: 3/A4.4.6



**ELEVATION E8**  
SCALE: 1/2" = 1'-0"  
KAWNEER 1600 SYS. 1 & 5 - 2 1/2" X 7 1/2"  
EXTERIOR CURTAIN WALL  
1" INSULATED GLASS  
QUANTITY: 5

ERECTOR / G.C. NOTE:  
PLEASE FIELD VERIFY ALL DIMENSIONS

REVISION	DATE	DESCRIPTION	NO.	DATE	NO.
1ST REVISION	07.22.20				
2ND REVISION (ENGINEERING)	08.31.20				
3RD REVISION (CIVIL)	09.03.20				
4TH REVISION (RA)	01.19.21				
5TH REVISION - RADIUS (RA)	02.17.21				
6TH REVISION - CONNECTOR (RA)	03.31.21				
7TH REVISION - CW2 (GFS)	04.12.21				
8TH REVISION - EXTEND HEAD AND NOTCH (PH)	03.01.22				

**PIEDMONT ATHENS REGIONAL  
MASTER FACILITY PROJECT  
ATHENS, GA 30606**



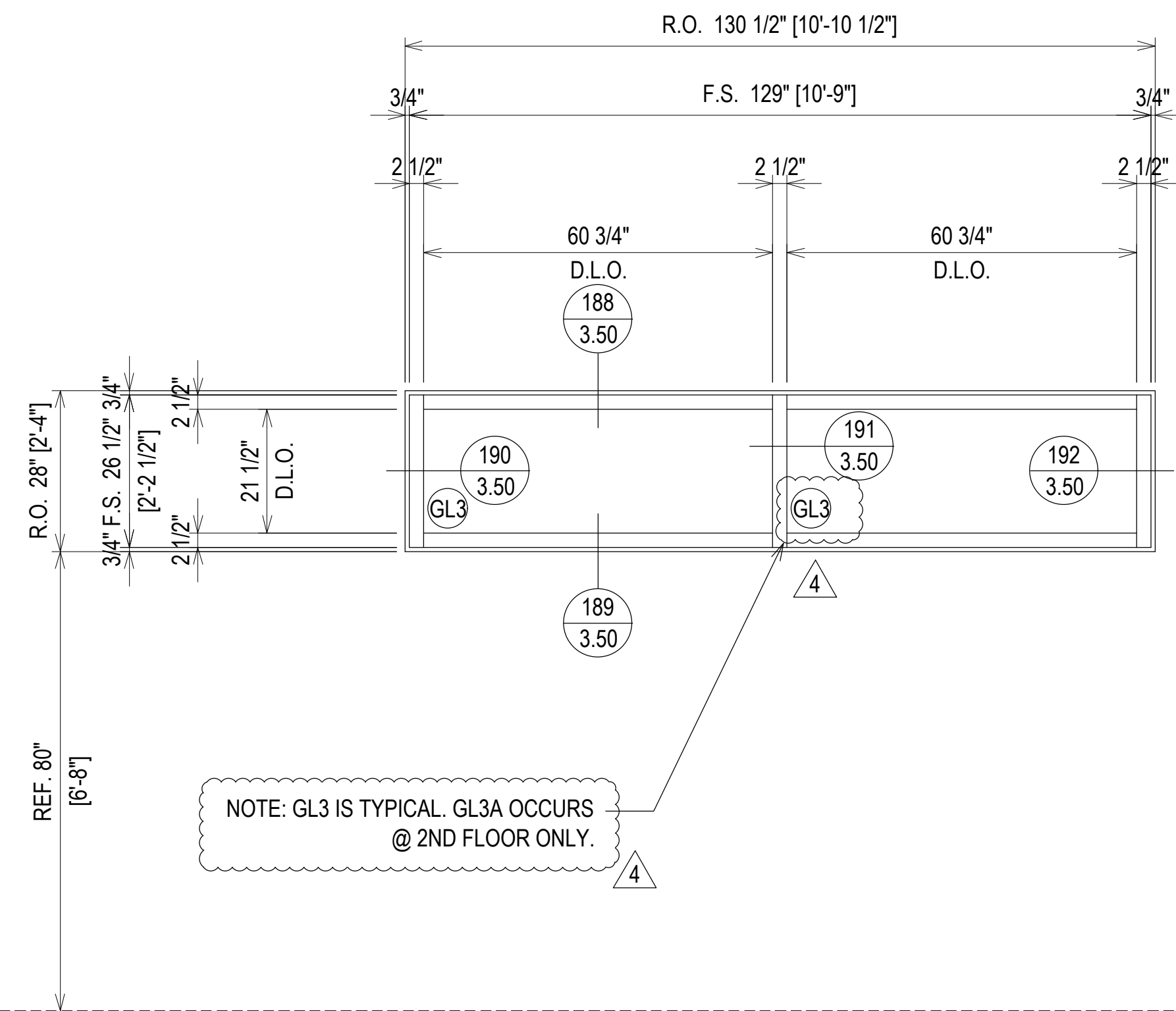
JOB # 19-017

DRAWN BY:	DATE:
RA	05.27.20
CHECKED BY:	DATE:
JO	05.27.20

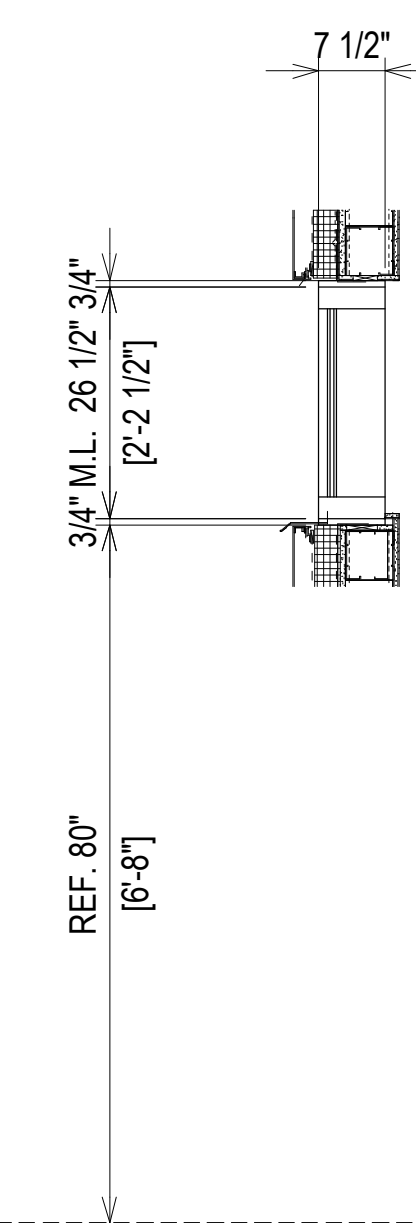
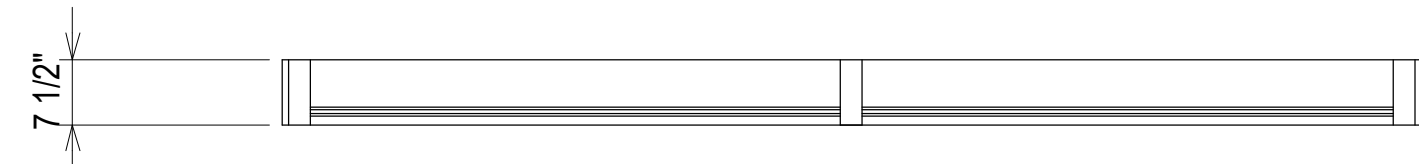
SECOND - SIXTH FLOOR  
13' - 4 11/16" - 69' - 4 11/16"

ELEVATION **E9** NOT USED

1



NOTE: GL3 IS TYPICAL. GL3A OCCURS @ 2ND FLOOR ONLY.



ARCH. REF.: N/A

ELEVATION **E10**  
SCALE: 1/2" = 1'-0"  
KAWNEER 1600 SYS. 1 & 5 - 2 1/2" X 7 1/2"  
EXTERIOR CURTAIN WALL  
1" INSULATED GLASS  
QUANTITY: 5

ERECTOR / G.C. NOTE:  
PLEASE FIELD VERIFY ALL DIMENSIONS

NO	DESCRIPTION	DATE	NO	DESCRIPTION	DATE
1	1ST REVISION	07.22.20	1	1ST REVISION	07.22.20
2	2ND REVISION (ENGINEERING)	08.31.20	2	2ND REVISION (ENGINEERING)	08.31.20
3	3RD REVISION (CW)	09.03.20	3	3RD REVISION (CW)	09.03.20
4	4TH REVISION (RA)	01.19.21	4	4TH REVISION (RA)	01.19.21
	DESCRIPTION	DATE		DESCRIPTION	DATE
	DRAWING SUBMISSION			DRAWING SUBMISSION	

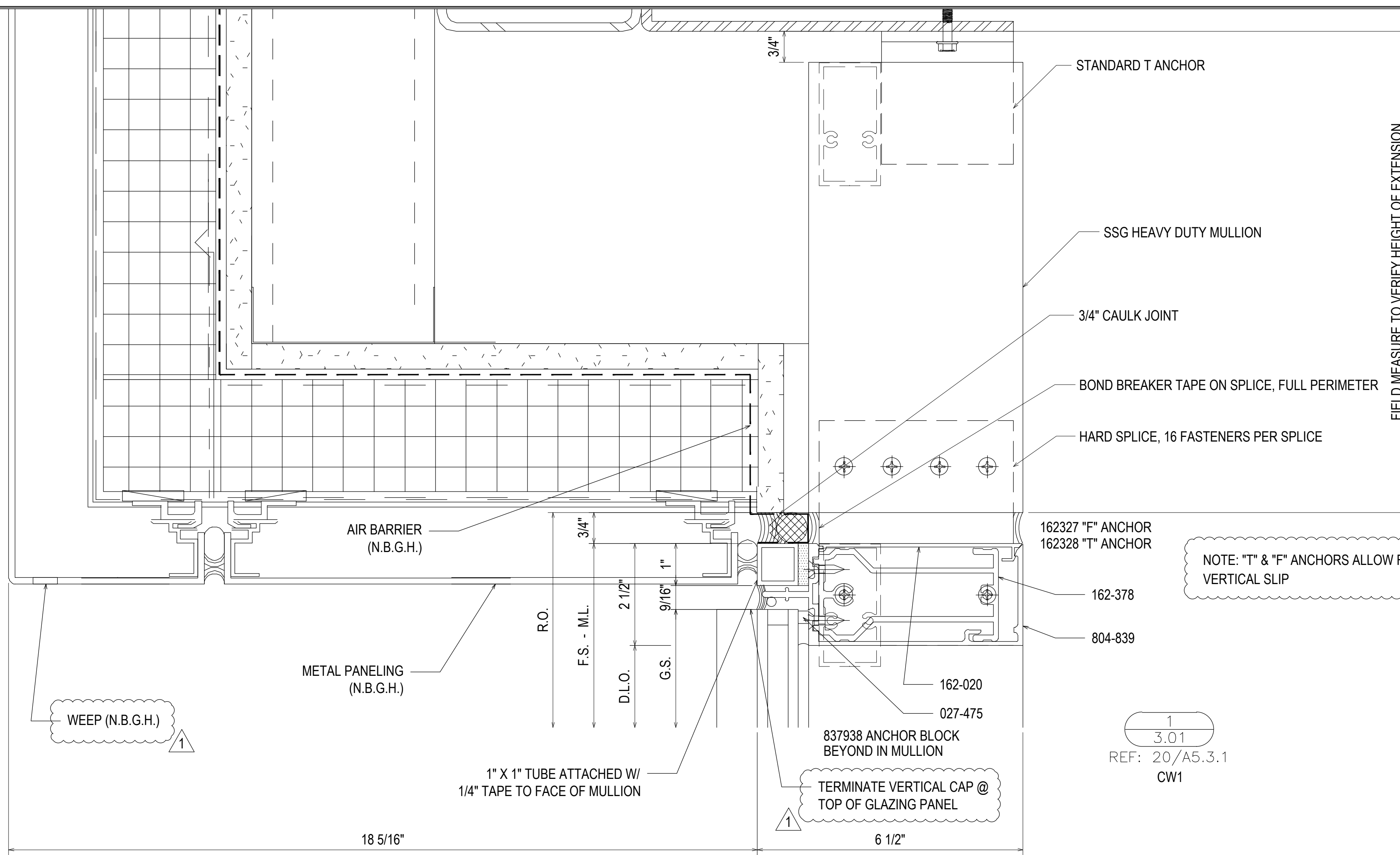
PIEDMONT ATHENS REGIONAL  
MASTER FACILITY PROJECT  
ATHENS, GA 30606



JOB # 19-017

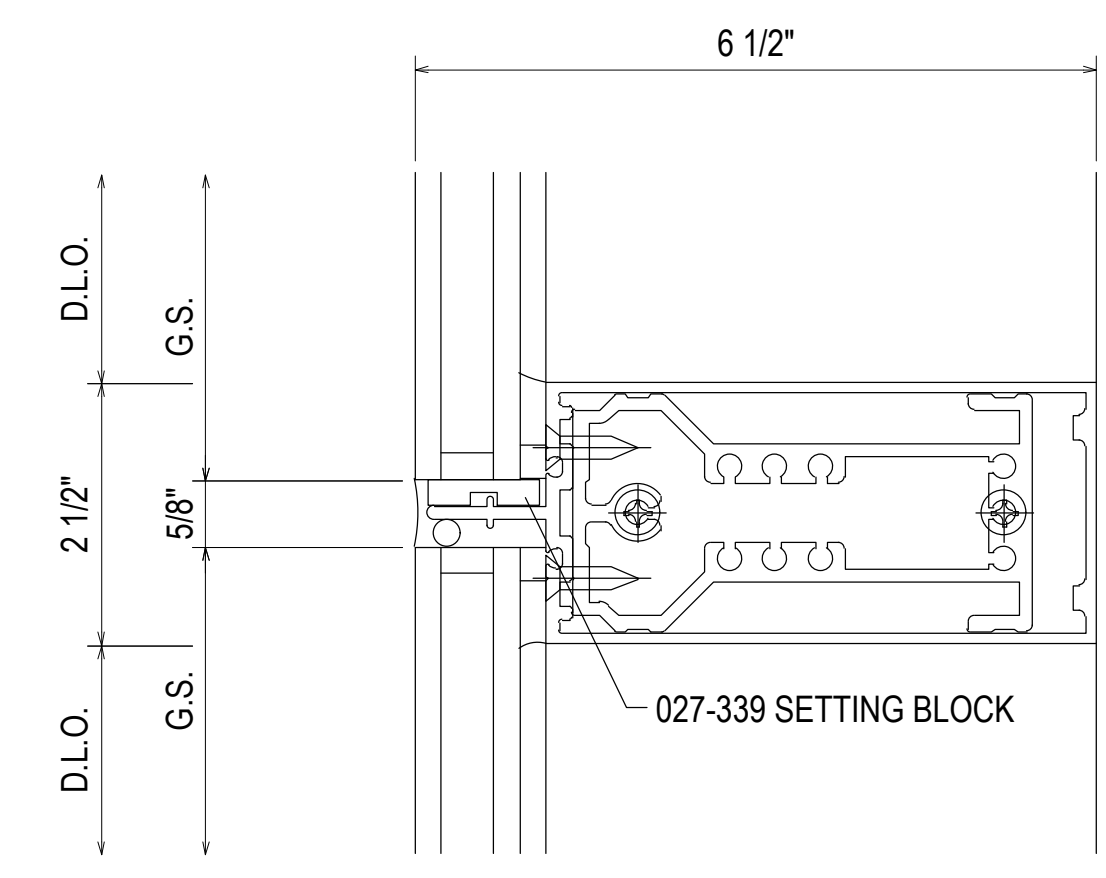
DRAWN BY:	DATE:
RA	05.27.20
CHECKED BY:	DATE:
JO	05.27.20

2.82



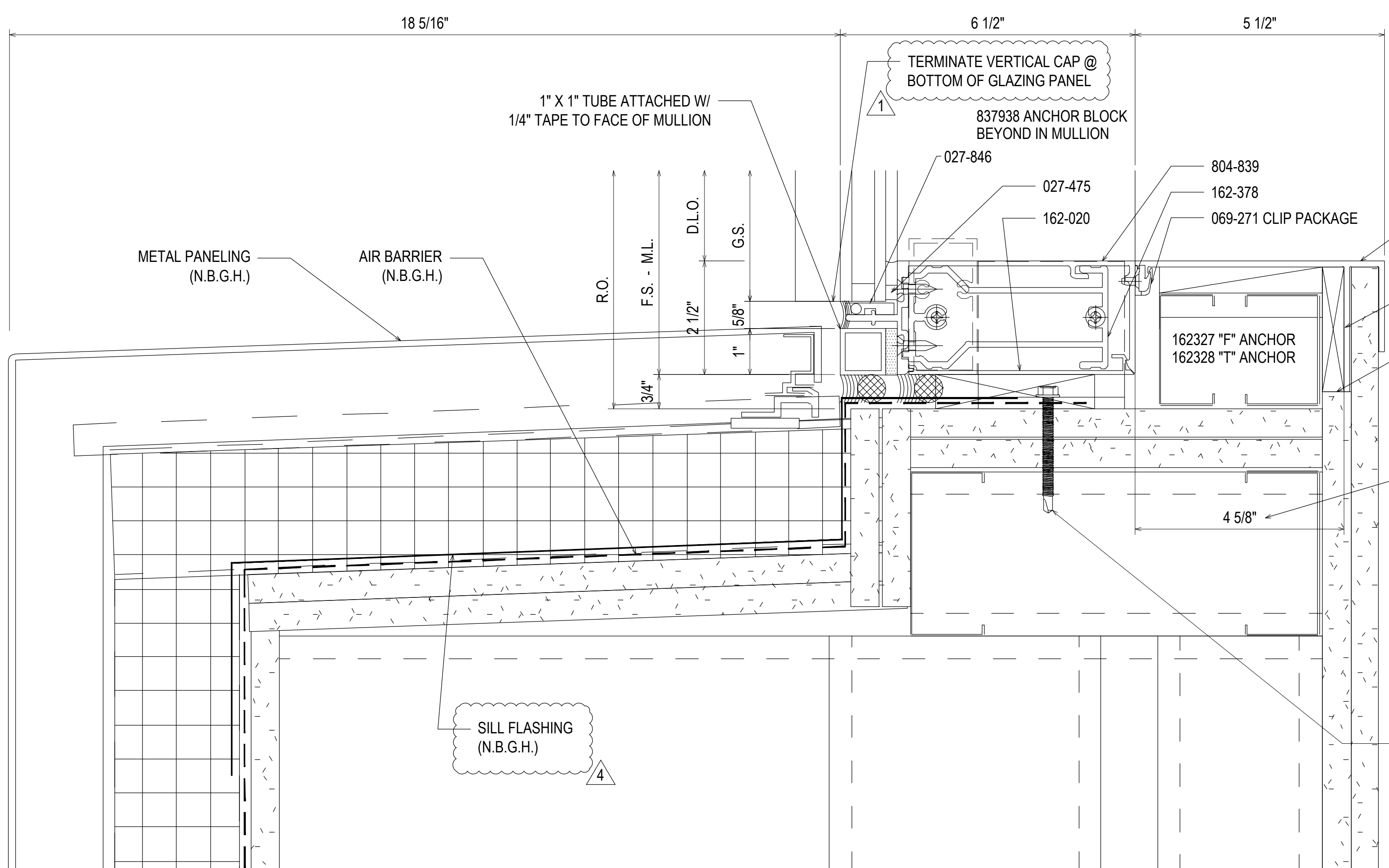
F-CLIP SECURED USING TWO 1/4-20 GRADE 5 SMS  
 MINIMUM FULL PENETRATION + 1/2"  
 MINIMUM 3/4" EDGE DISTANCE  
 MINIMUM 1" ANCHOR SPACING

T-CLIP SECURED USING FOUR 1/4-20 GRADE 5 SMS  
 MINIMUM FULL PENETRATION + 1/2"  
 MINIMUM 3/4" EDGE DISTANCE  
 MINIMUM 1" ANCHOR SPACING  
 TWO ANCHORS ON EACH SIDE OF MULLION

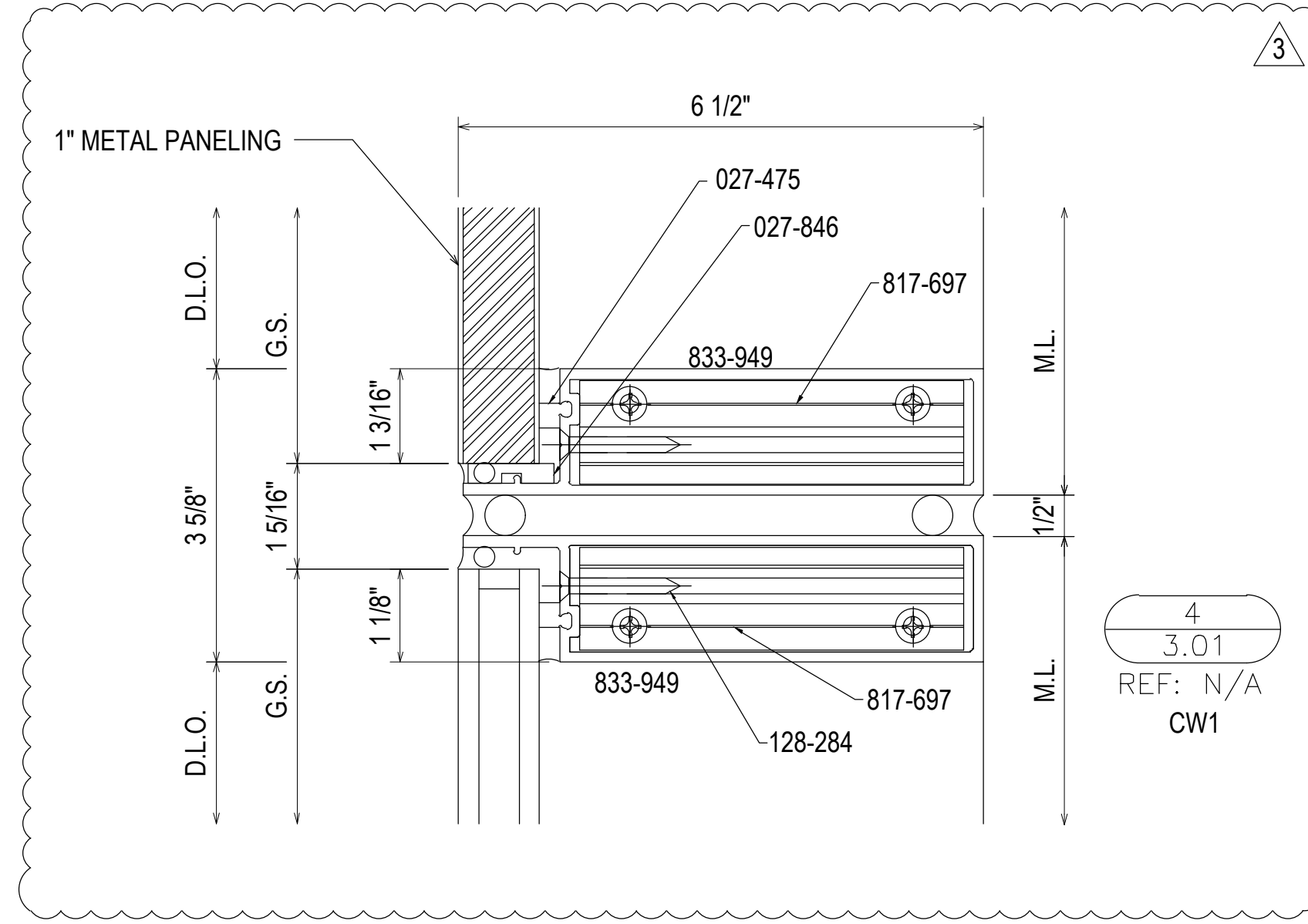


027-475 FIXED GASKET  
 128-405 #12 x 7/8" AB FHFT  
 817-408 SSG HORIZONTAL  
 128-394 #12 x 1 7/8" B PHTF  
 162-378 SHEAR BLOCK

3  
 3.01  
 REF: N/A  
 CW1



NOTE: "T" & "F" ANCHORS ALLOW FOR VERTICAL SLIP



4  
 3.01  
 REF: N/A  
 CW1

2  
 3.01  
 REF: 24/A5.3.1  
 CW1

F-CLIP SECURED USING TWO 1/4-20 GRADE 5 SMS  
 MINIMUM FULL PENETRATION + 1/2"  
 MINIMUM 3/4" EDGE DISTANCE  
 MINIMUM 1" ANCHOR SPACING

T-CLIP SECURED USING FOUR 1/4-20 GRADE 5 SMS  
 MINIMUM FULL PENETRATION + 1/2"  
 MINIMUM 3/4" EDGE DISTANCE  
 MINIMUM 1" ANCHOR SPACING  
 TWO ANCHORS ON EACH SIDE OF MULLION

07.22.20	1ST REVISION				
08.31.20	2ND REVISION (ENGINEERING)				
09.03.20	3RD REVISION (CW)				
01.19.21	4TH REVISION (RA)				
		DESCRIPTION	DATE		DRAWING SUBMISSION

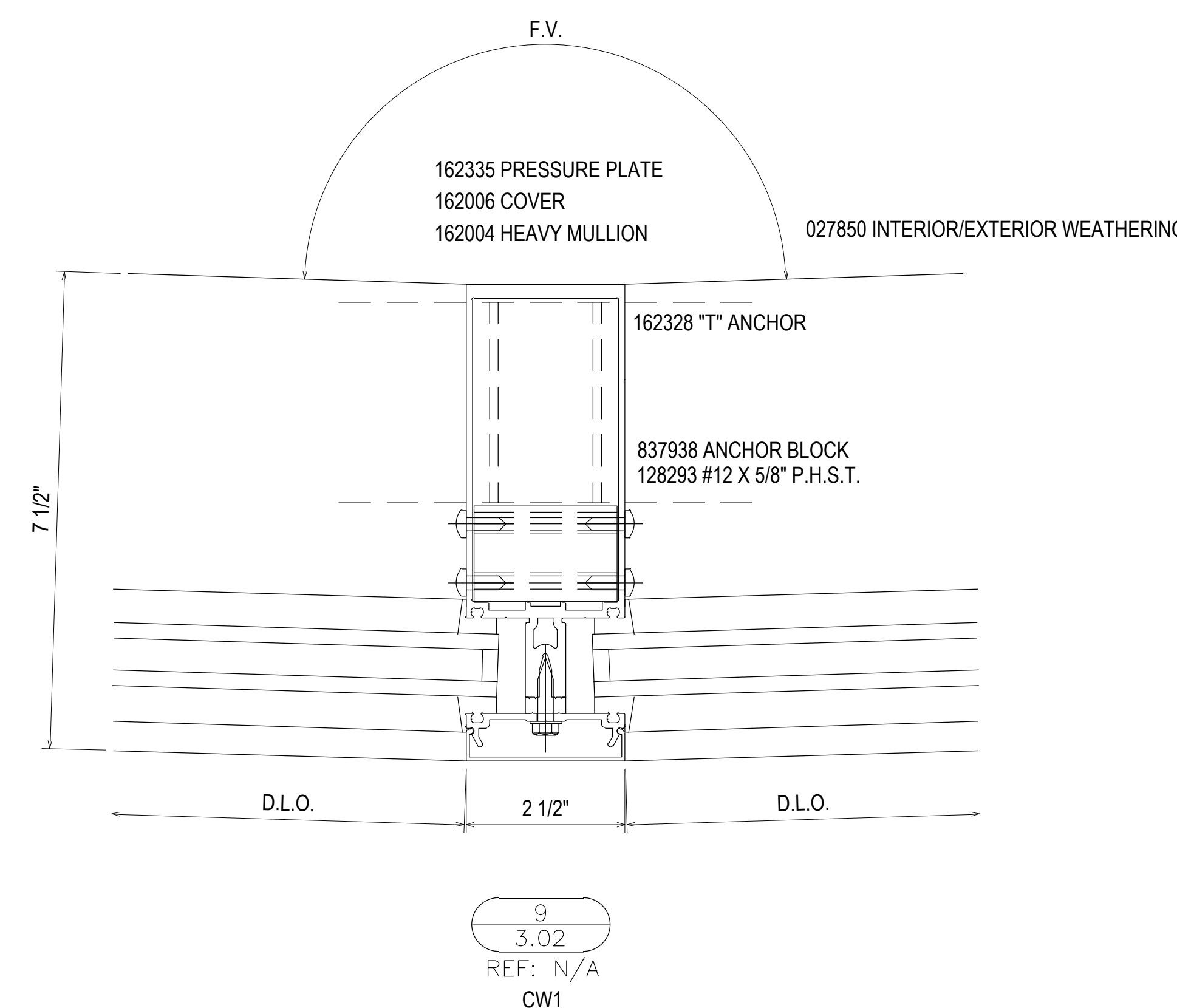
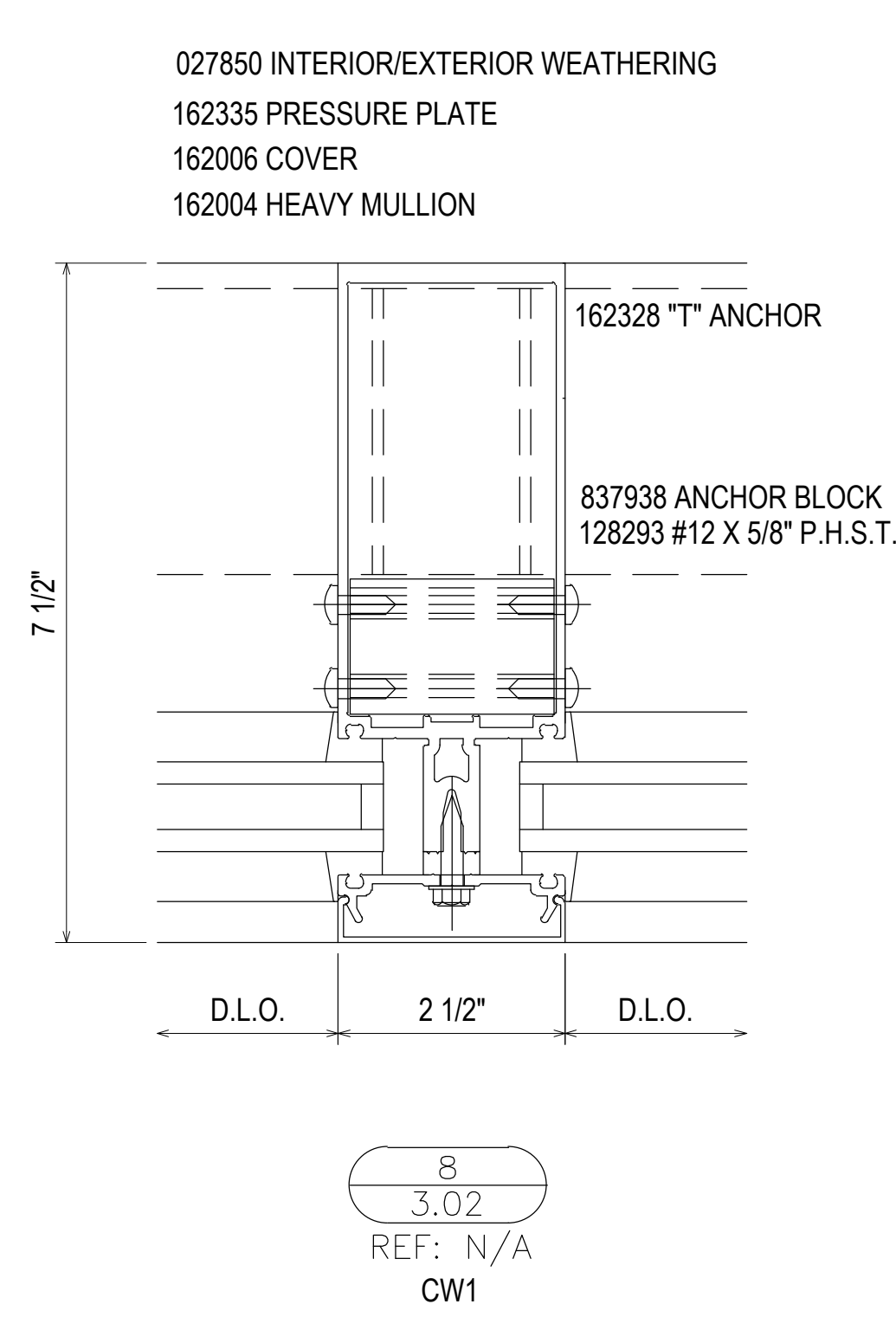
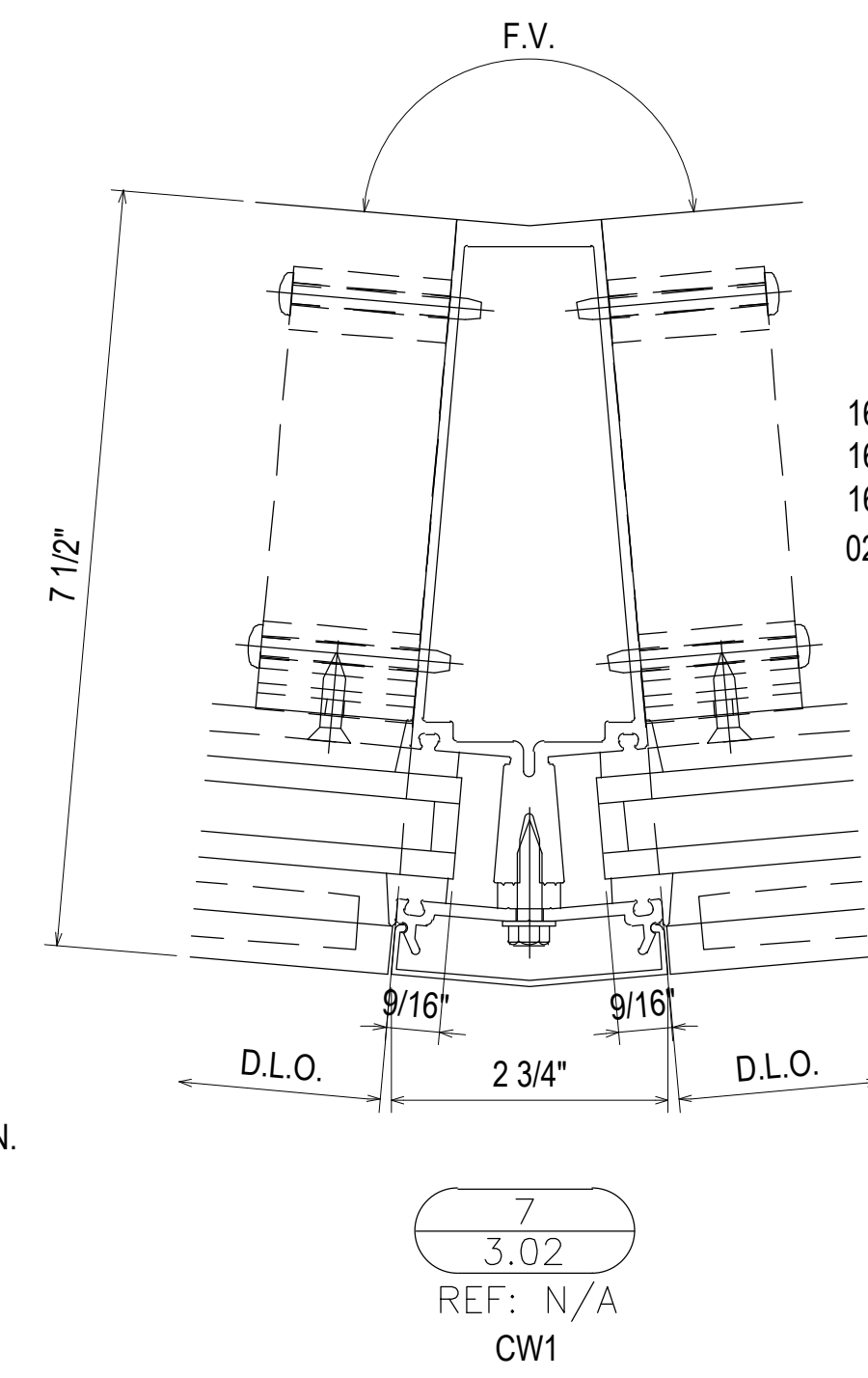
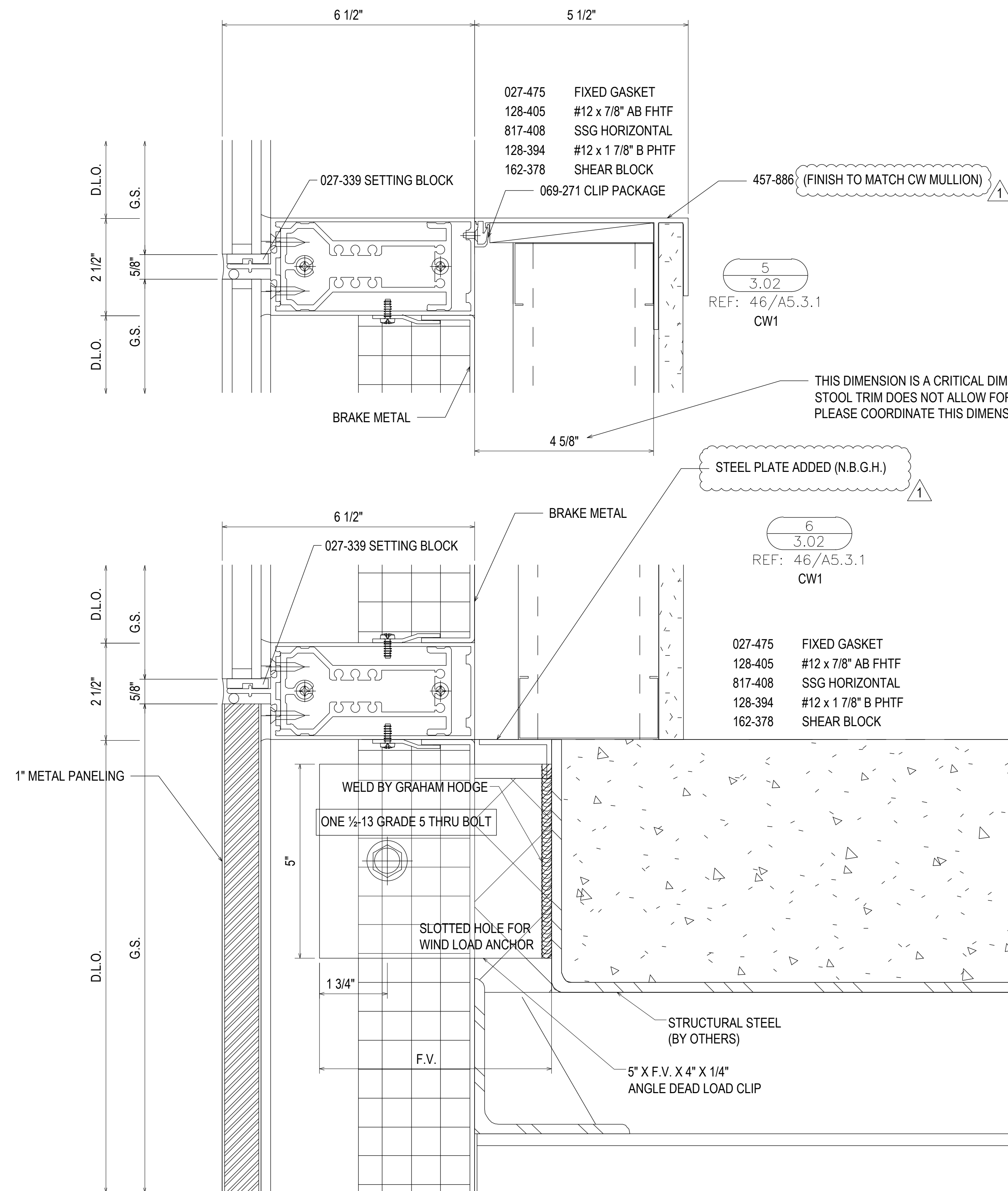
**PIEDMONT ATHENS REGIONAL  
 MASTER FACILITY PROJECT  
 ATHENS, GA 30606**



JOB # 19-017


DRAWN BY:	DATE:
RA	05.27.20
CHECKED BY:	DATE:
JO	05.27.20

**3.01**



DATE	DESCRIPTION	NO	DATE	DESCRIPTION	NO
07.22.20	1ST REVISION		02.17.21	5TH REVISION - RADIUS (RA)	
08.31.20	2ND REVISION (ENGINEERING)		03.31.21	6TH REVISION - CONNECTOR (RA)	
09.03.20	3RD REVISION (CW)		04.12.21	7TH REVISION - CW2 (GFS)	
01.19.21	4TH REVISION (RA)		03.01.22	8TH REVISION - EXTEND HEAD AND NOTCH (PH)	

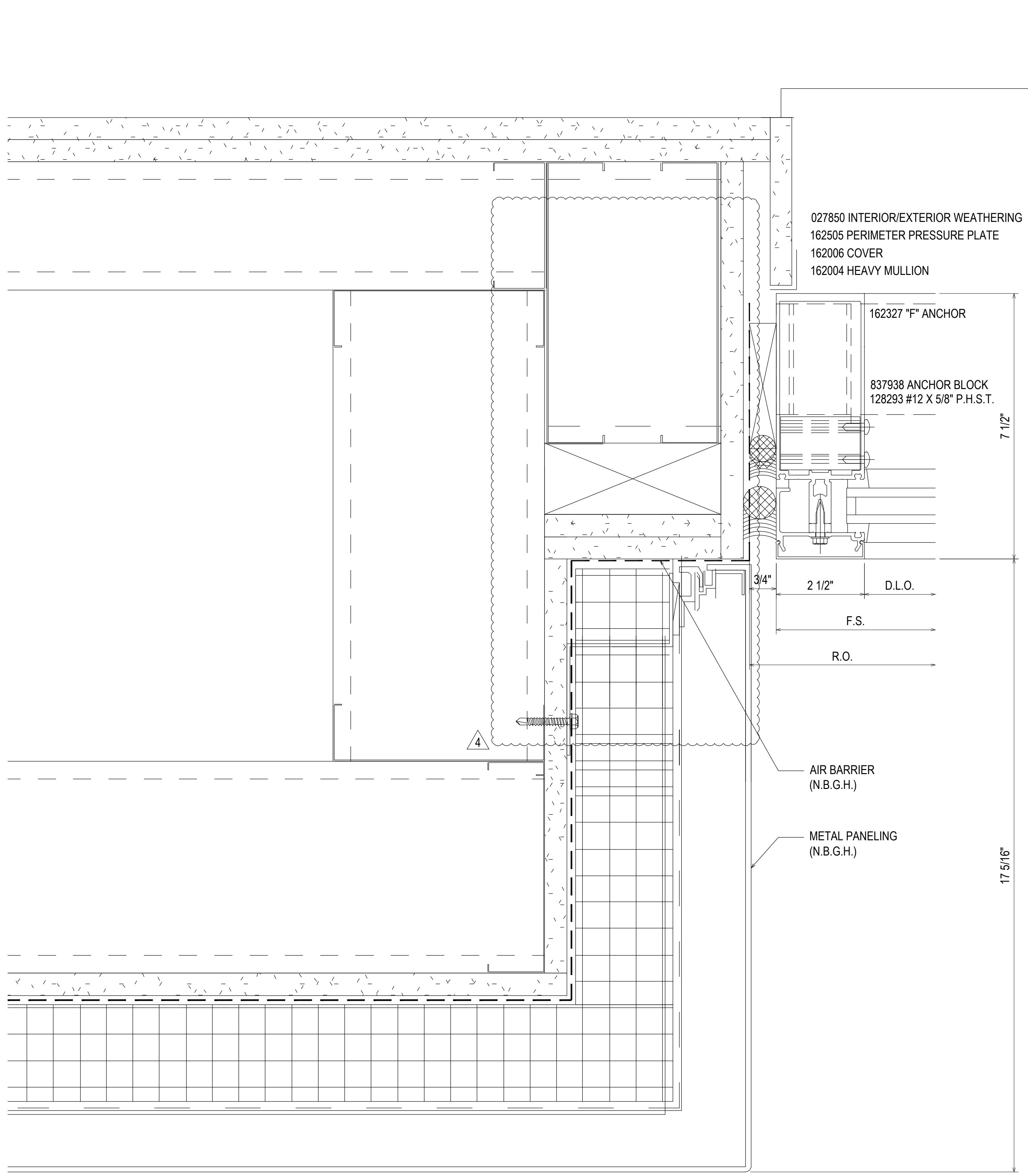
**PIEDMONT ATHENS REGIONAL  
MASTER FACILITY PROJECT  
ATHENS, GA 30606**



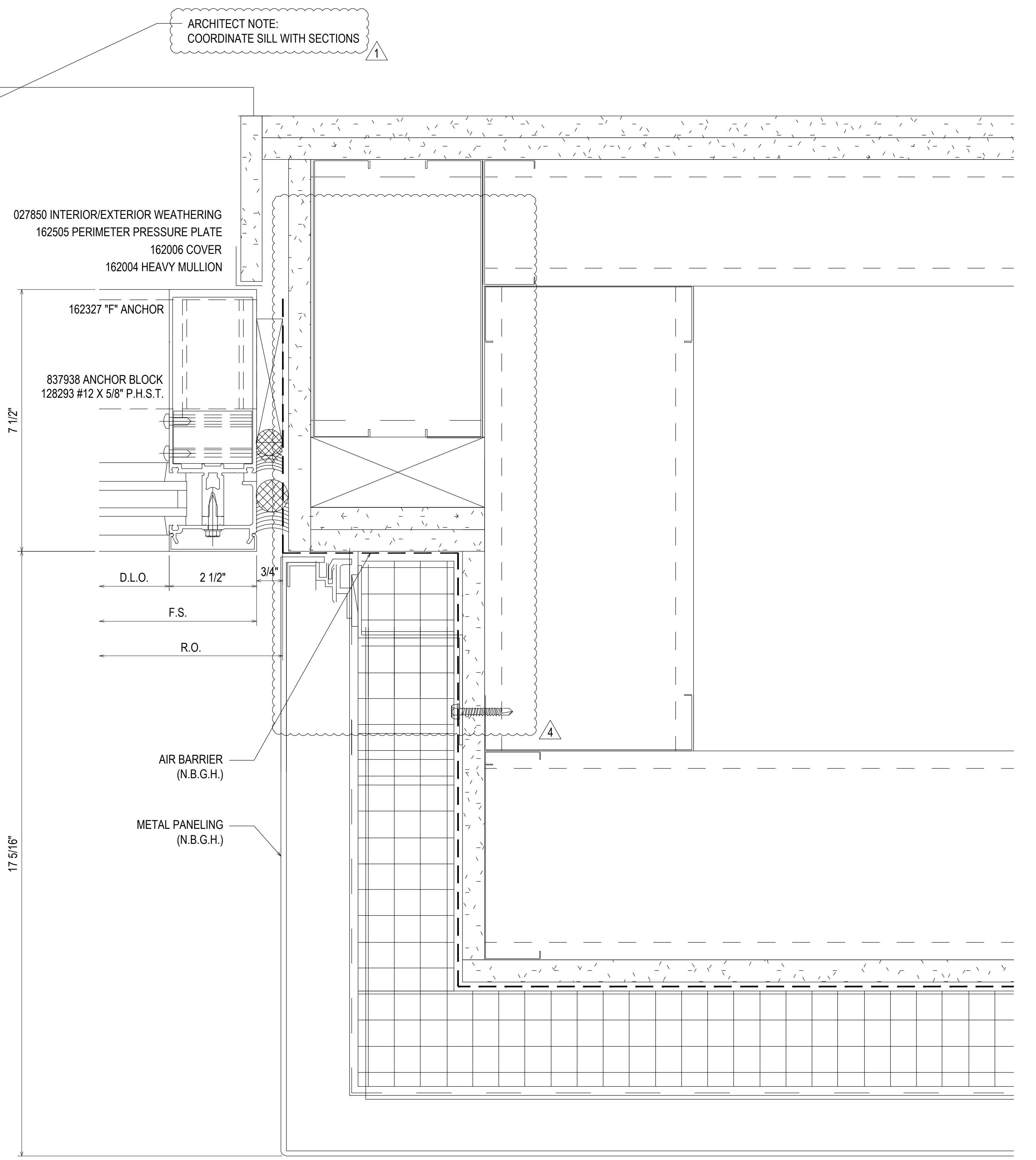
JOB # 19-017

DRAWN BY:	DATE:
RA	05.27.20
CHECKED BY:	DATE:
JO	05.27.20

**3.02**



10  
3.03  
REF: 56/A5.2.1  
CW1

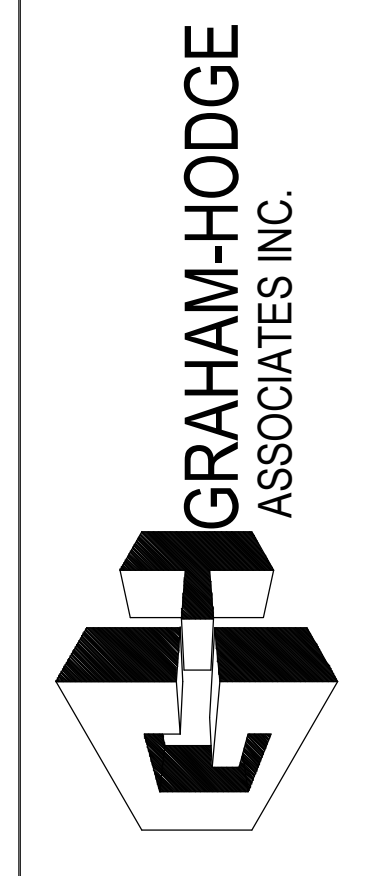


11  
3.03  
REF: 56/A5.2.1  
CW1

ARCHITECT NOTE:  
COORDINATE SILL WITH SECTIONS

07.22.20	1ST REVISION			
08.31.20	2ND REVISION (ENGINEERING)			
09.03.20	3RD REVISION (CW)			
01.19.21	4TH REVISION (RA)			
	DESCRIPTION	NO	NO	DATE
	DRAWING			SUBMISSION


PIEDMONT ATHENS REGIONAL  
MASTER FACILITY PROJECT  
ATHENS, GA 30606



JOB # 19-017

DRAWN BY:	DATE:
RA	05.27.20
CHECKED BY:	DATE:
JO	05.27.20

3.03



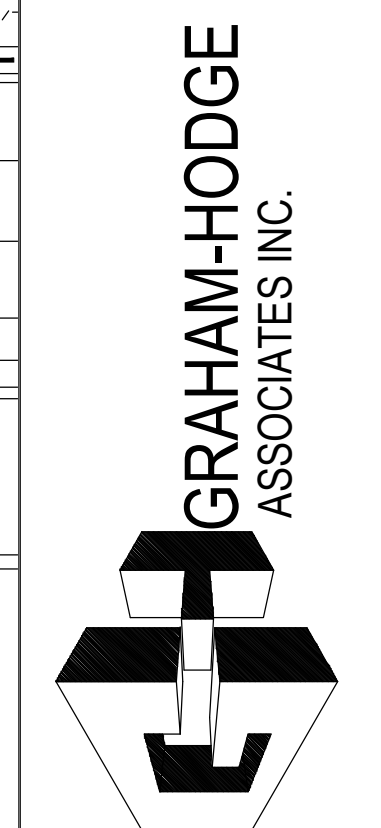
12  
3.04  
REF: 56/A5.2.1  
CW1

13  
3.04  
REF: 56/A5.2.1  
CW1

NO	DATE	DESCRIPTION
1ST REVISION	07.22.20	
2ND REVISION (ENGINEERING)	08.31.20	
3RD REVISION (CW)	09.03.20	
4TH REVISION (RA)	01.19.21	

NO	DATE	DESCRIPTION
5TH REVISION - RADIUS (RA)	02.17.21	
6TH REVISION - CONNECTOR (RA)	03.31.21	
7TH REVISION - CW2 19 (GFS)	04.12.21	
8TH REVISION - EXTEND HEAD AND NOTCH (PH)	05.01.22	

**PIEDMONT ATHENS REGIONAL  
MASTER FACILITY PROJECT  
ATHENS, GA 30606**

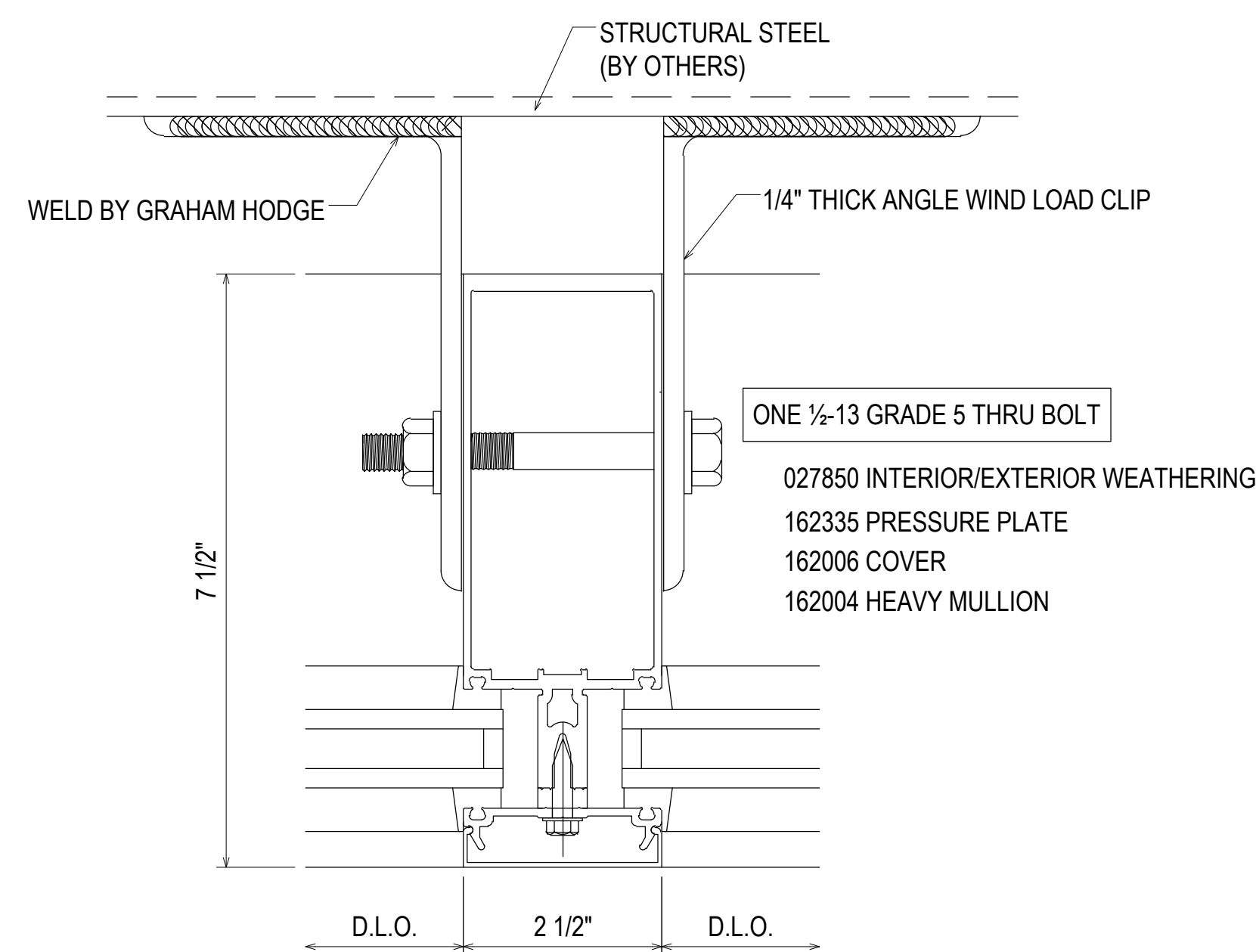


JOB # 19-017

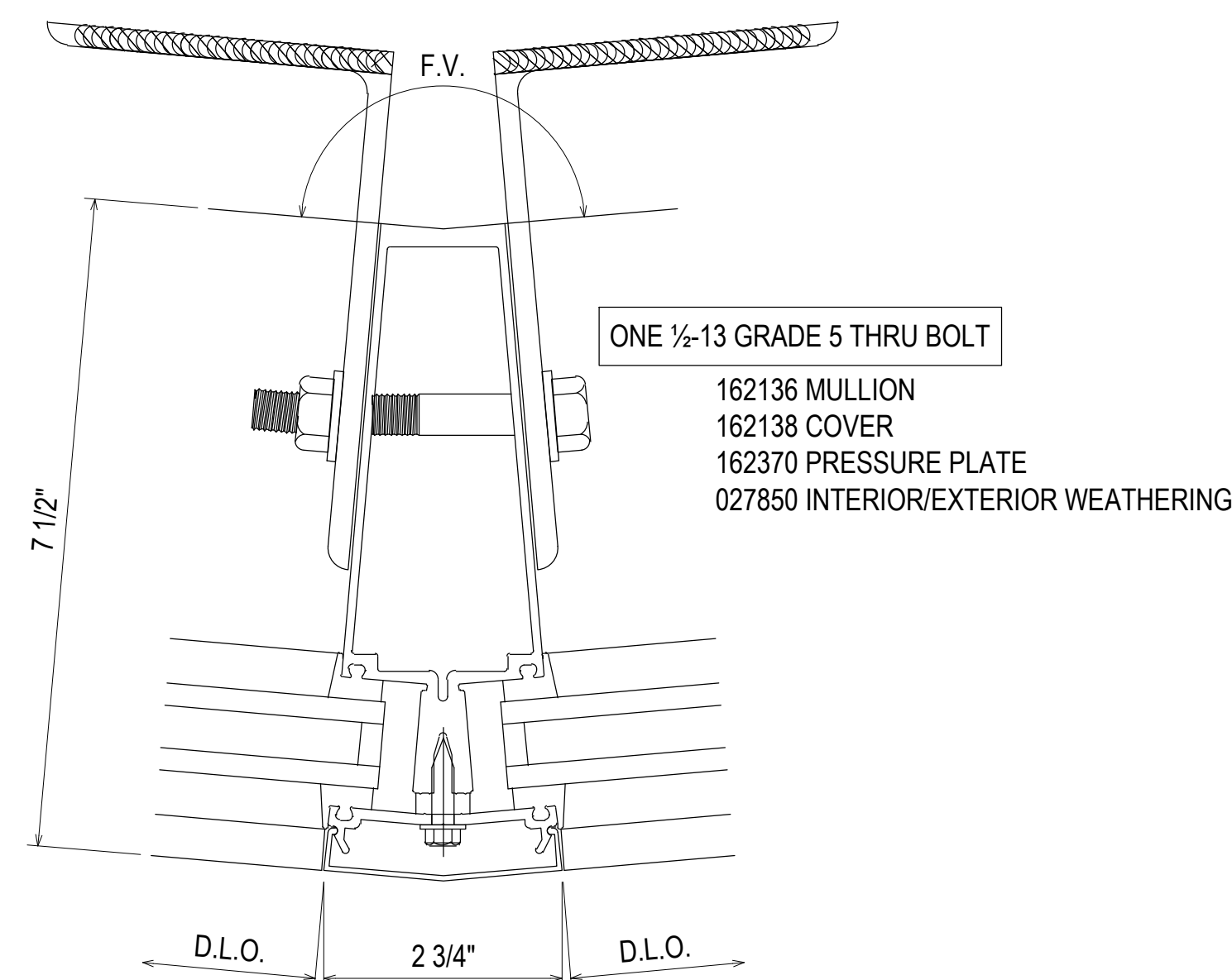
DRAWN BY:	DATE:
RA	05.27.20
CHECKED BY:	DATE:
JO	05.27.20

3.04

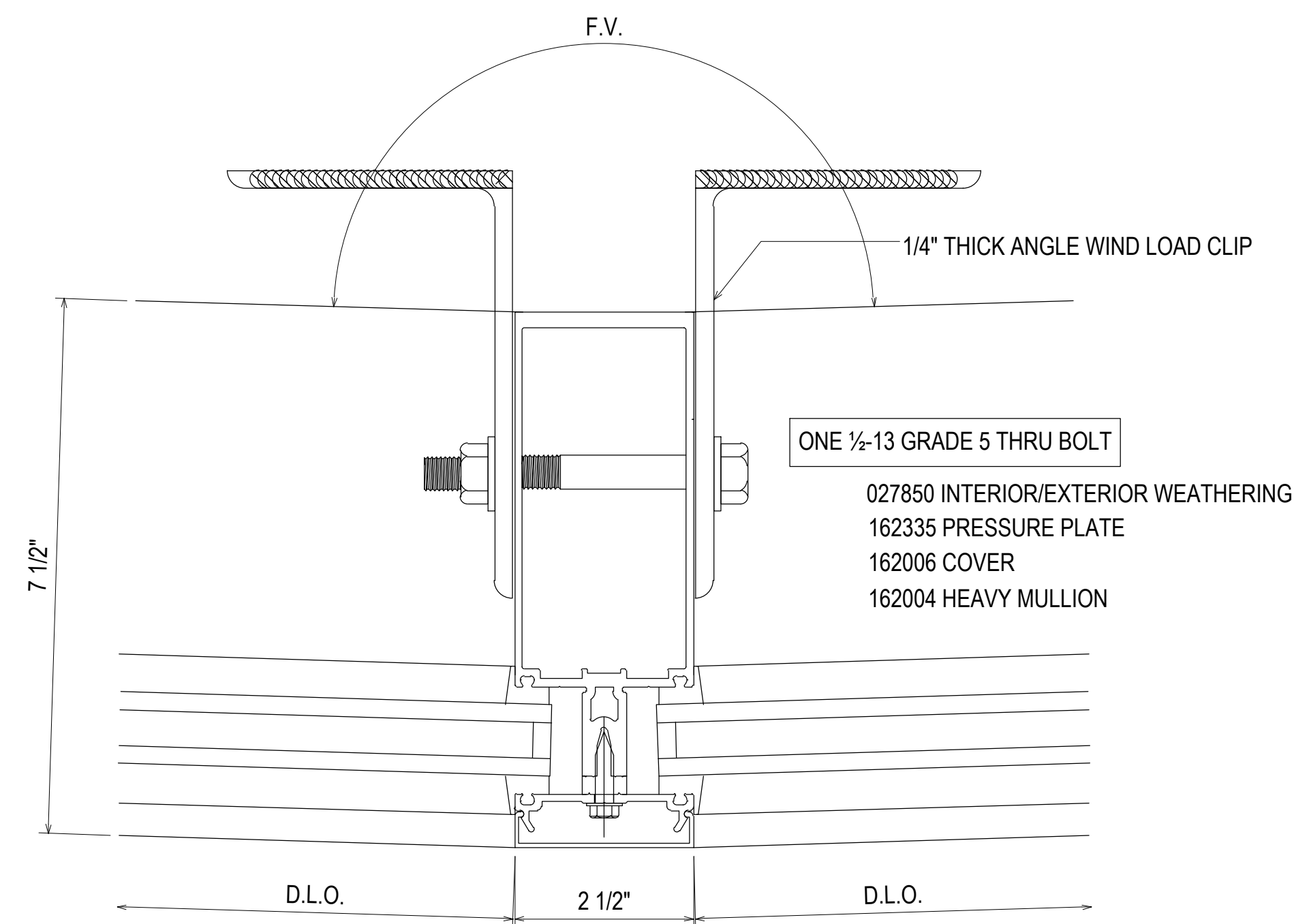




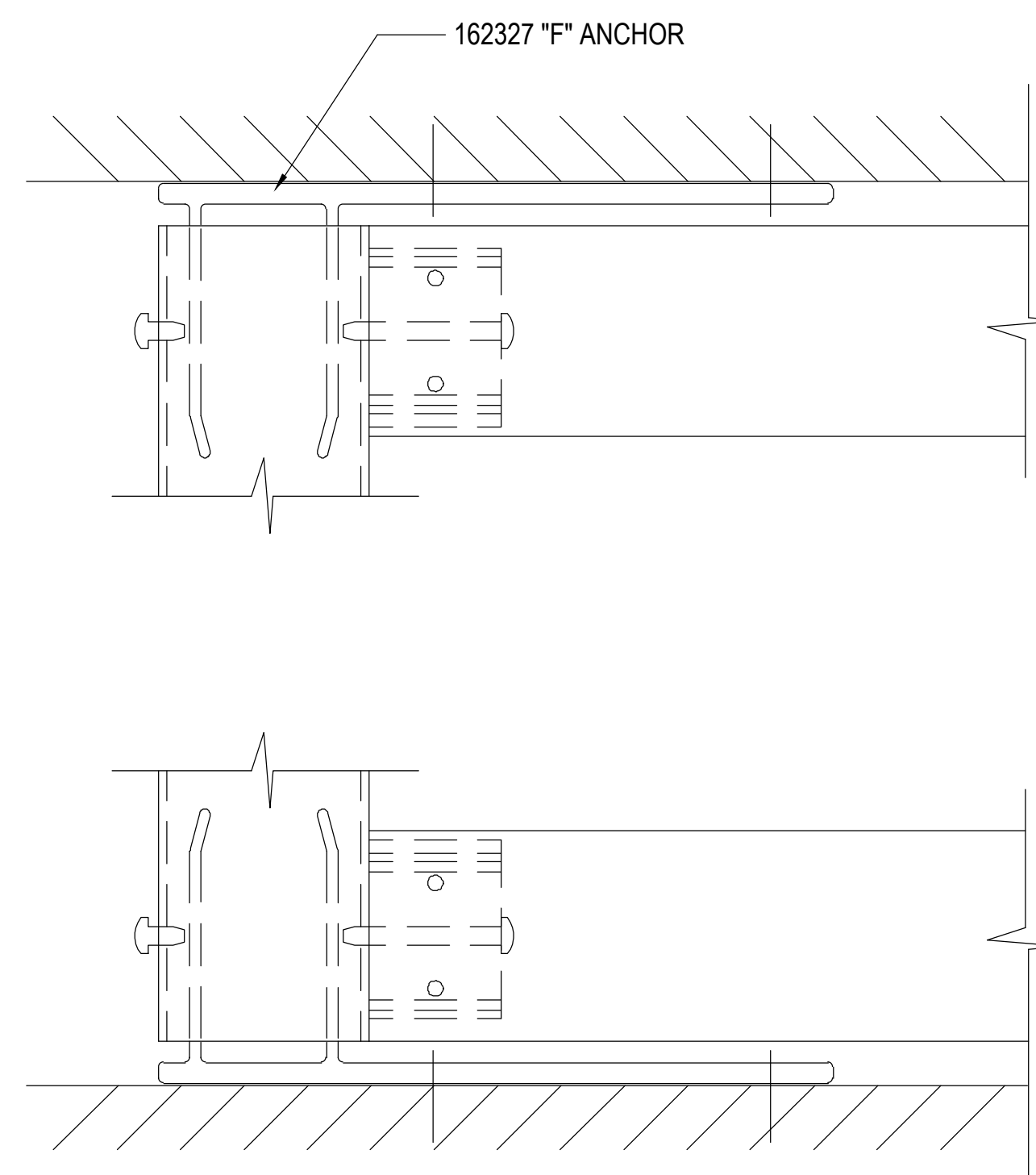
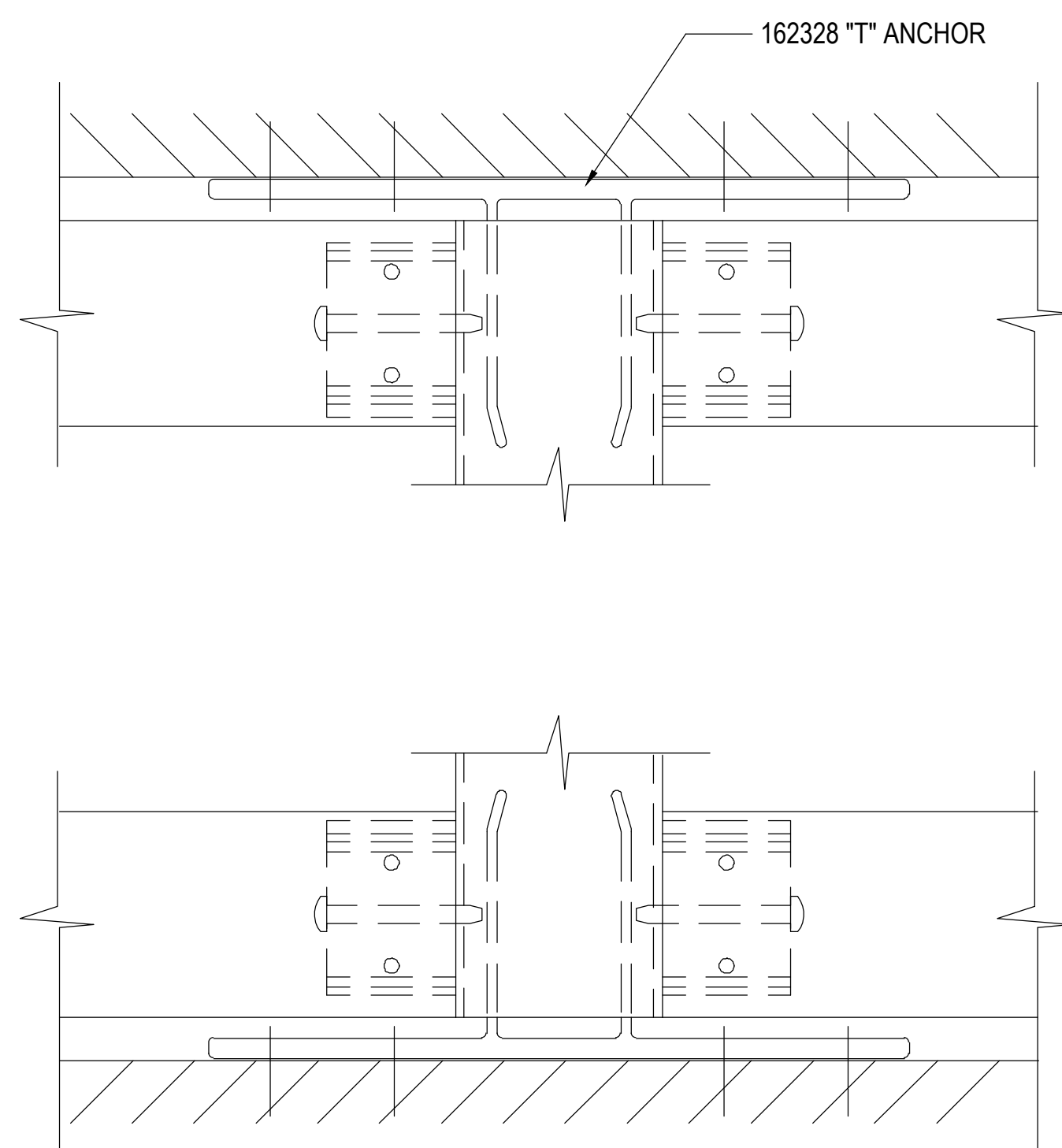
14  
3.05  
REF: N/A  
CW1



15  
3.05  
REF: N/A  
CW1



16  
3.05  
REF: N/A  
CW1



17  
3.05  
REF: N/A  
CW1 "T" & "F" ANCHORS

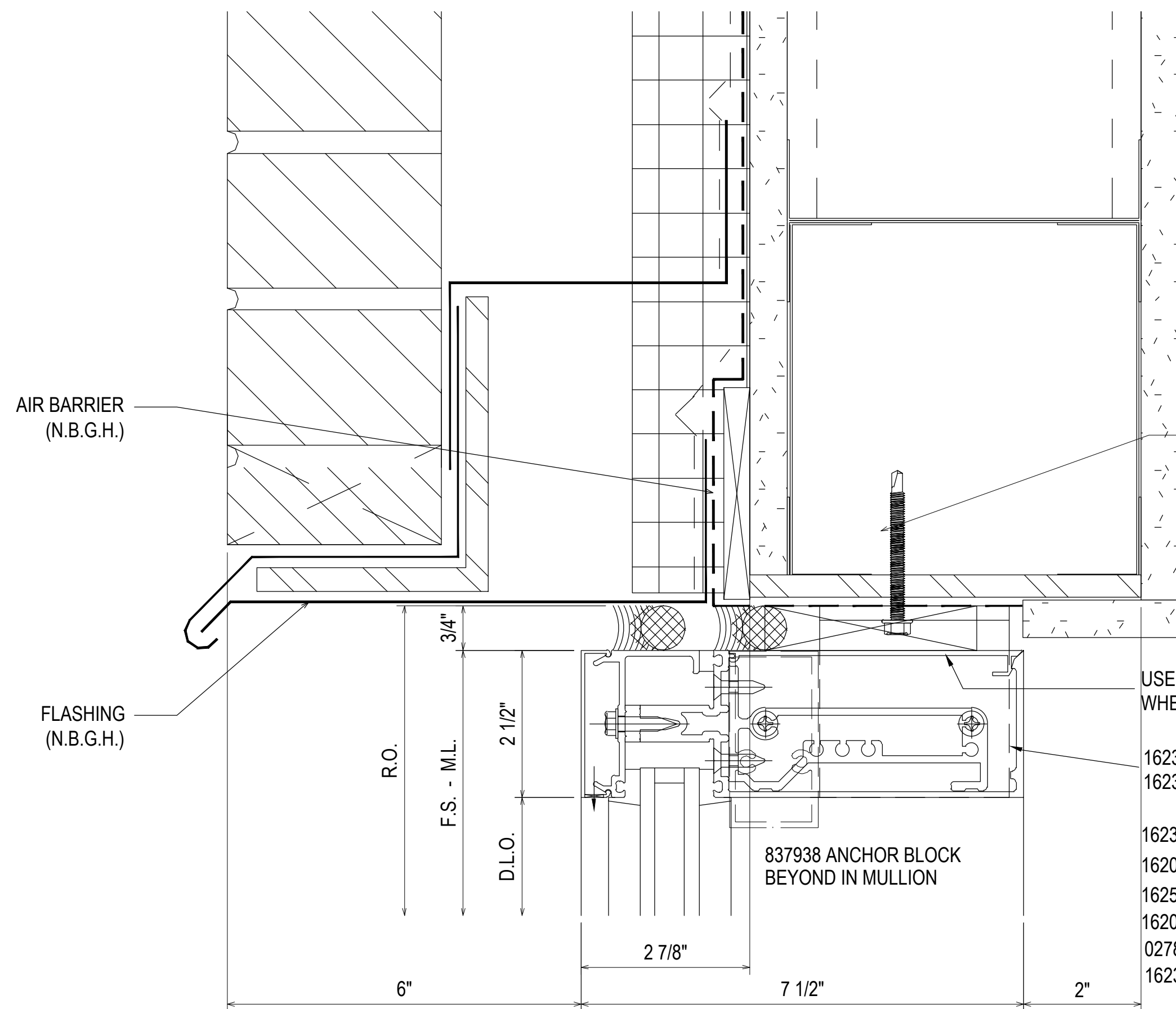
07.22.20	1ST REVISION	02.17.21	5TH REVISION - RADIUS (RA)	NO	NO	DATE
08.31.20	2ND REVISION (ENGINEERING)	03.31.21	6TH REVISION - CONNECTOR (RA)	NO	NO	DATE
09.03.20	3RD REVISION (CW)	04.12.21	7TH REVISION - CW2 (GFS)	NO	NO	DATE
01.19.21	4TH REVISION (RA)	03.01.22	8TH REVISION - EXTEND HEAD AND NOTCH (PH)	NO	NO	DATE
			DESCRIPTION	DRAWING SUBMISSION		
				DRAWING SUBMISSION		

PIEDMONT ATHENS REGIONAL  
MASTER FACILITY PROJECT  
ATHENS, GA 30606



JOB # 19-017

DRAWN BY:	DATE:
RA	05.27.20
CHECKED BY:	DATE:
JO	05.27.20



F-CLIP SECURED USING TWO 1/4-20 GRADE 5 SMS  
 MINIMUM FULL PENETRATION + 1/2"  
 MINIMUM 3/4" EDGE DISTANCE  
 MINIMUM 1" ANCHOR SPACING

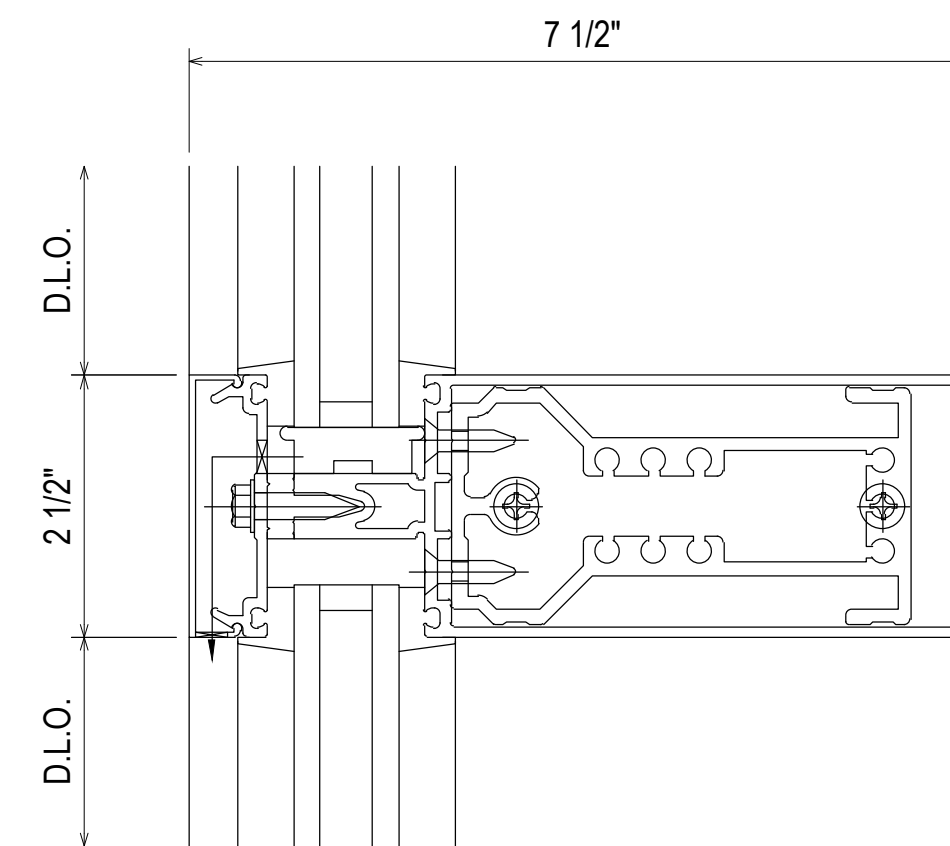
T-CLIP SECURED USING FOUR 1/4-20 GRADE 5 SMS  
 MINIMUM FULL PENETRATION + 1/2"  
 MINIMUM 3/4" EDGE DISTANCE  
 MINIMUM 1" ANCHOR SPACING  
 TWO ANCHORS ON EACH SIDE OF MULLION

USE FILLER 162020  
 WHEN REQUIRED.

162327 "F" ANCHOR  
 162328 "T" ANCHOR

162332 SHEAR BLOCK  
 162006 COVER  
 162505 PERIMETER PRESSURE PLATE  
 162095 HORIZONTAL  
 027850 INTERIOR/EXTERIOR WEATHERING  
 162310 THERMAL SEPARATOR

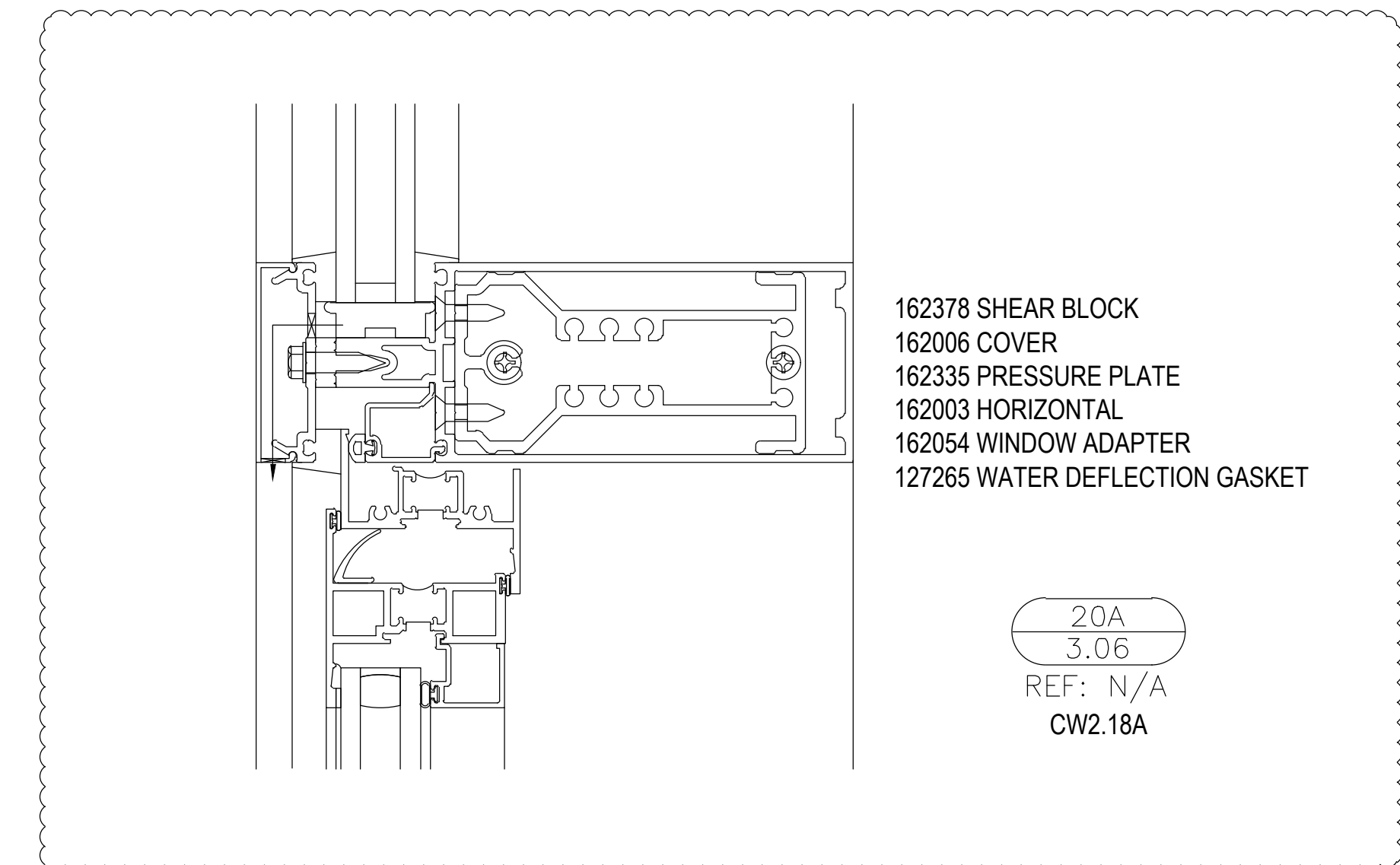
18  
 3.06  
 REF: 37/A5.3.3  
 1 - 2 - 2A - 3 - 4 - CW2.5  
 CW2.10



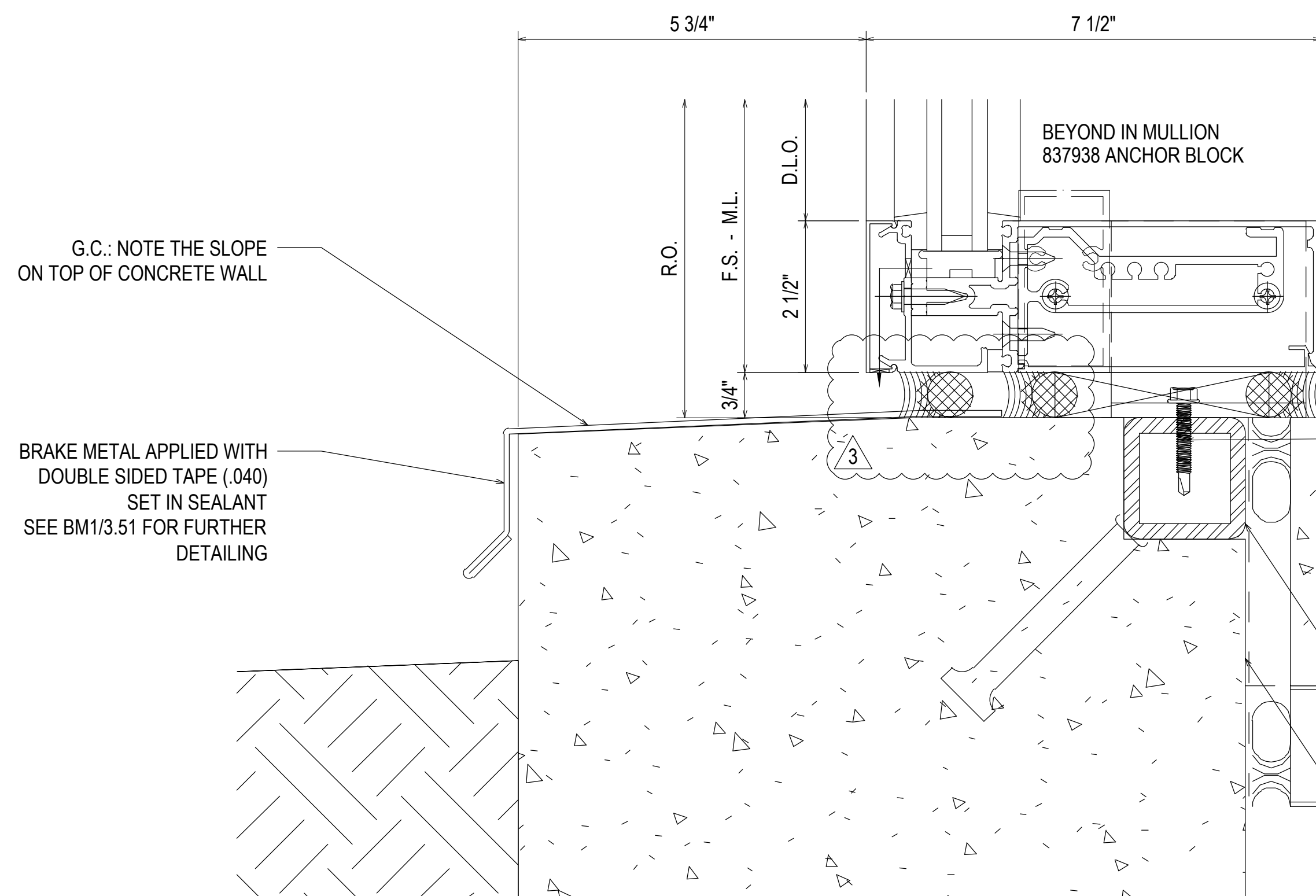
027850 INTERIOR/EXTERIOR WEATHERING  
 027853 SETTING BLOCK

162378 SHEAR BLOCK  
 162006 COVER  
 162335 PRESSURE PLATE  
 162003 HORIZONTAL

20  
 3.06  
 REF: N/A  
 TYPICAL



20A  
 3.06  
 REF: N/A  
 CW2.18A



171321 POCKET FILLER  
 162317 SHIM FILLER  
 162332 SHEAR BLOCK  
 162006 COVER  
 162505 PERIMETER PRESSURE PLATE  
 162095 HORIZONTAL

027850 INTERIOR/EXTERIOR WEATHERING  
 027853 SETTING BLOCK  
 162327 "F" ANCHOR  
 162328 "T" ANCHOR

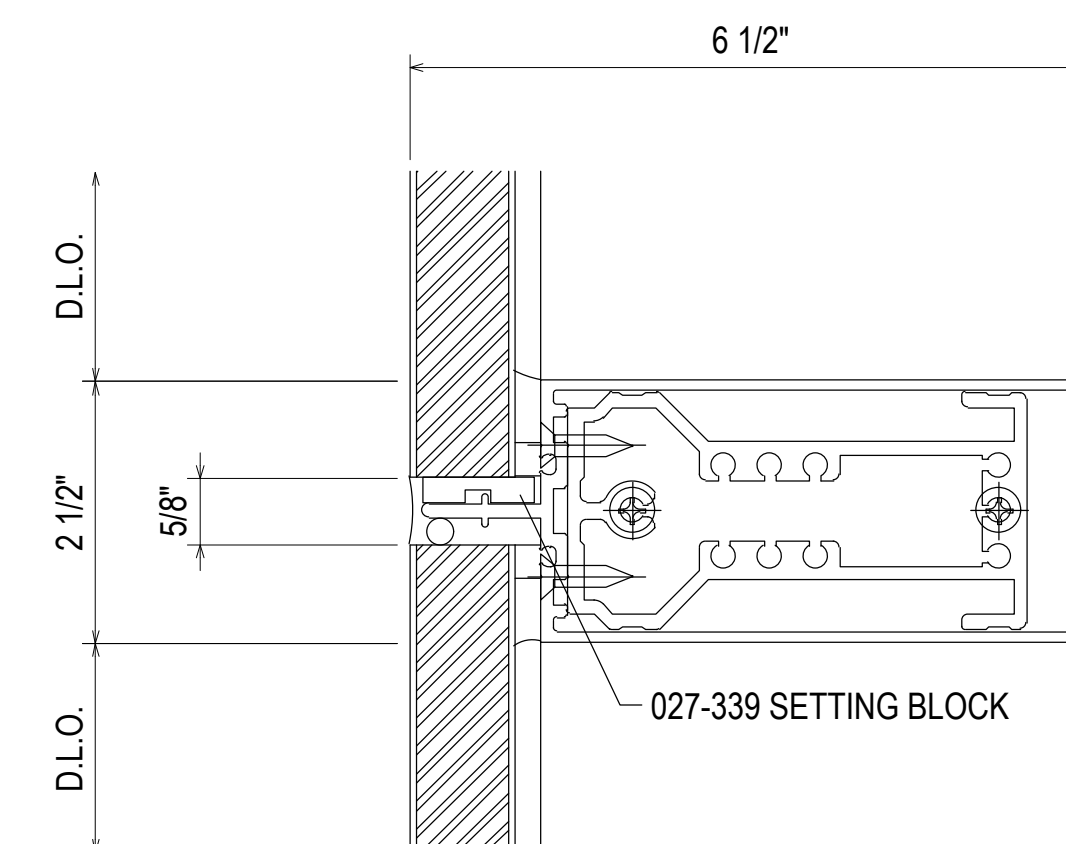
19  
 3.06  
 REF: 40/A5.3.3  
 1 - 2 - 2A - 3 - 4 - CW2  
 CW2.1 - CW2.2 - CW2.3  
 CW2.4 - CW2.5 - CW2.10  
 CW2.11 - CW2A.5

2X2 EMBED TUBE AS SHOWN IN DRAWINGS  
 F-CLIP SECURED USING TWO 1/4-20 GRADE 5 SMS  
 MINIMUM FULL PENETRATION + 1/2"  
 MINIMUM 3/4" EDGE DISTANCE  
 MINIMUM 1" ANCHOR SPACING

T-CLIP SECURED USING FOUR 1/4-20 GRADE 5 SMS  
 MINIMUM FULL PENETRATION + 1/2"  
 MINIMUM 3/4" EDGE DISTANCE  
 MINIMUM 1" ANCHOR SPACING  
 TWO ANCHORS ON EACH SIDE OF MULLION

EMBED REQUIRED DUE TO DISTANCE OF BOLT TO EDGE OF SLAB

EMBEDS WERE PROVIDED BY GRAHAM HODGE TO DPR FOR INSTALLATION



027-475 FIXED GASKET  
 128-405 #12 x 7/8" AB FHTF  
 817-408 SSG HORIZONTAL  
 128-394 #12 x 1 7/8" B PHTF  
 162-378 SHEAR BLOCK

20A  
 3.06  
 REF: N/A  
 1 - 2 - 2A - 3 - 4 - CW2.5

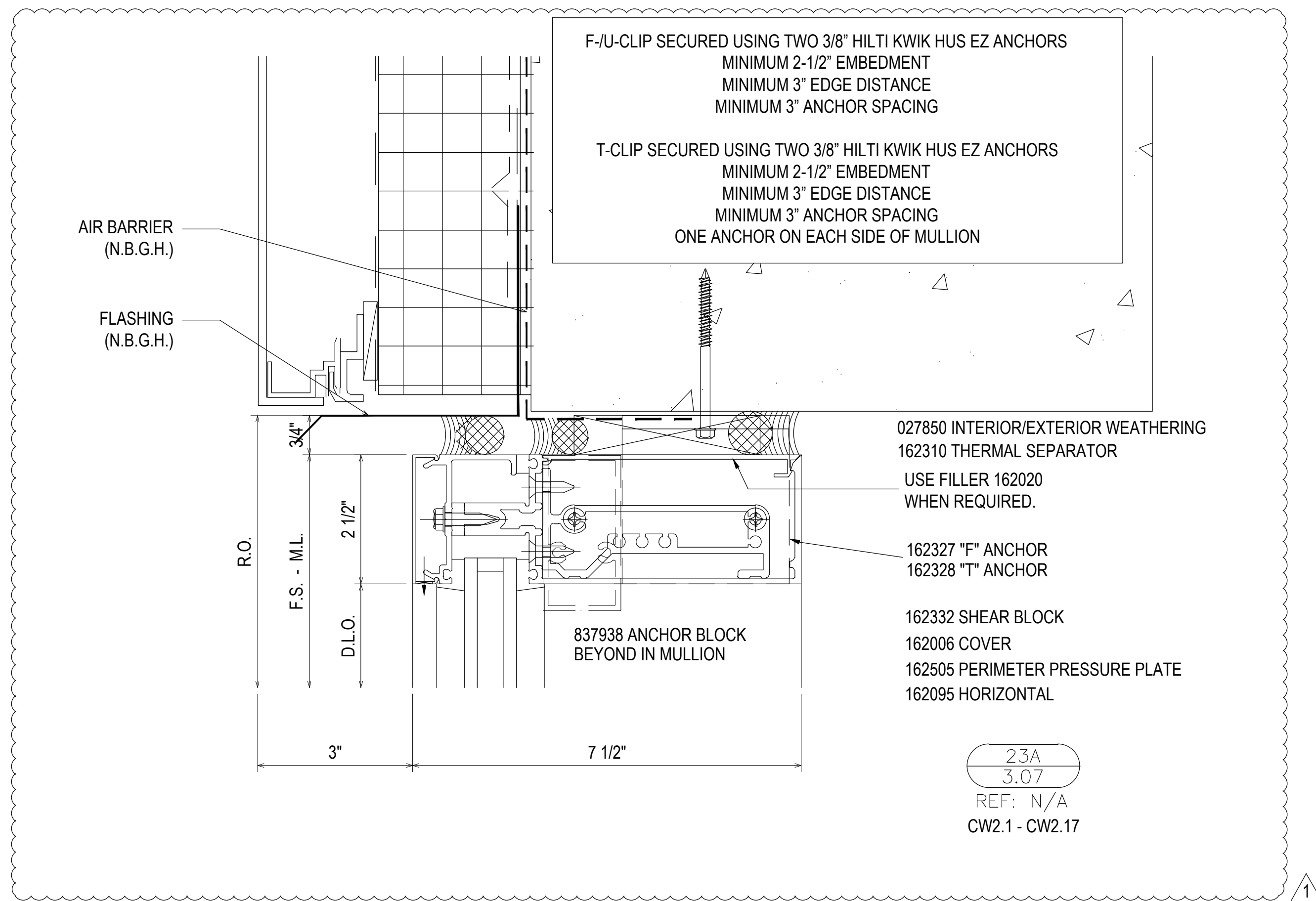
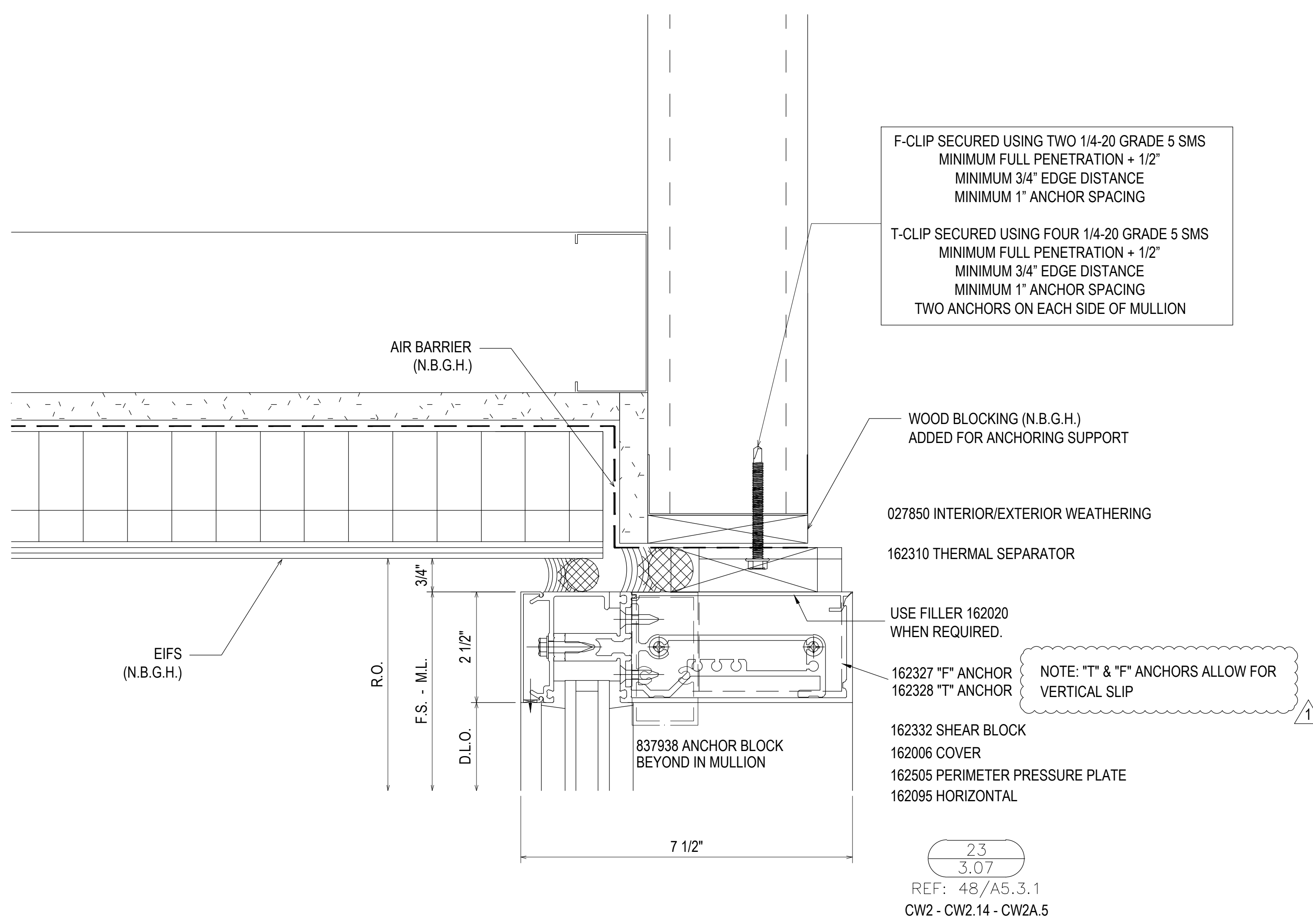
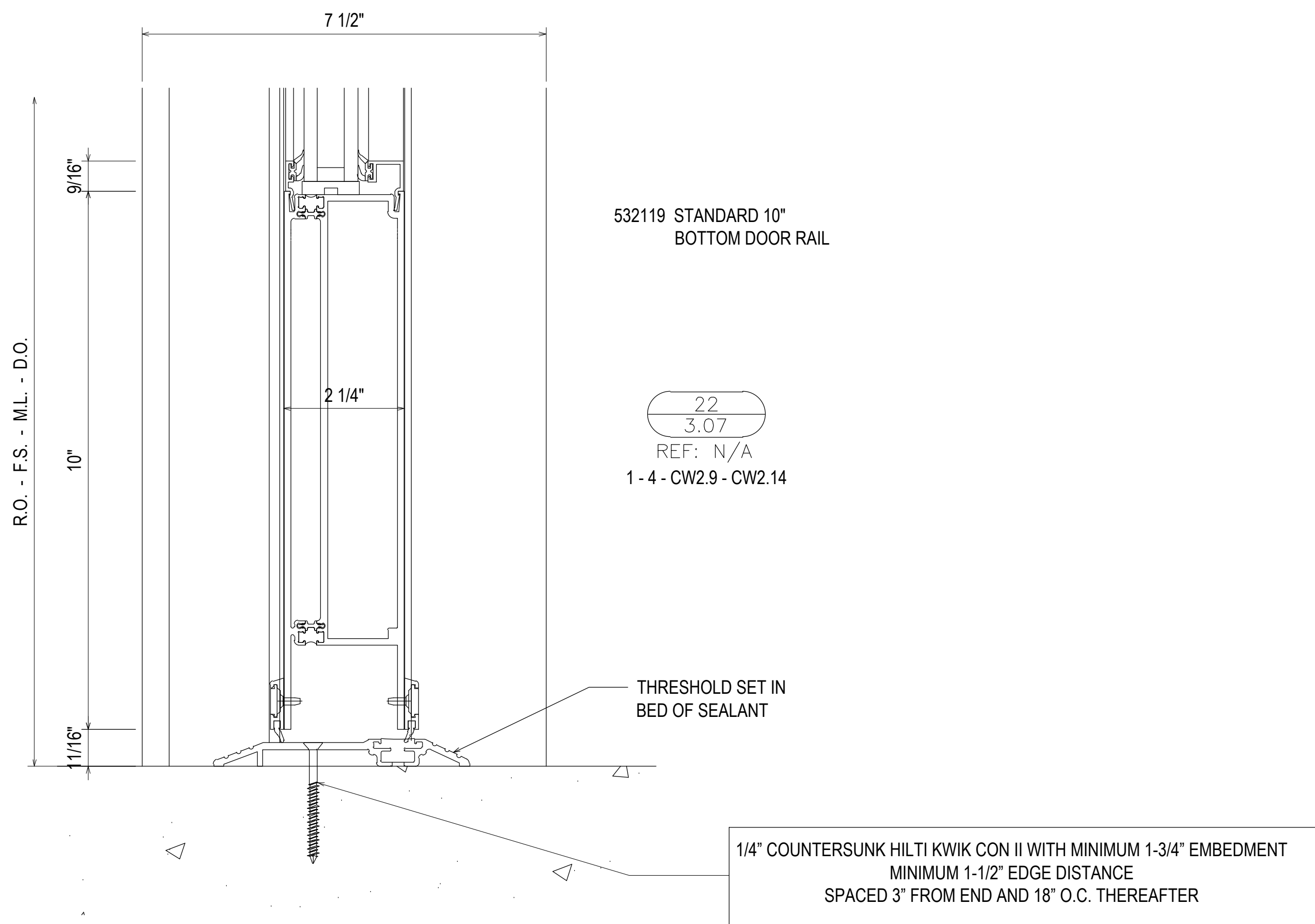
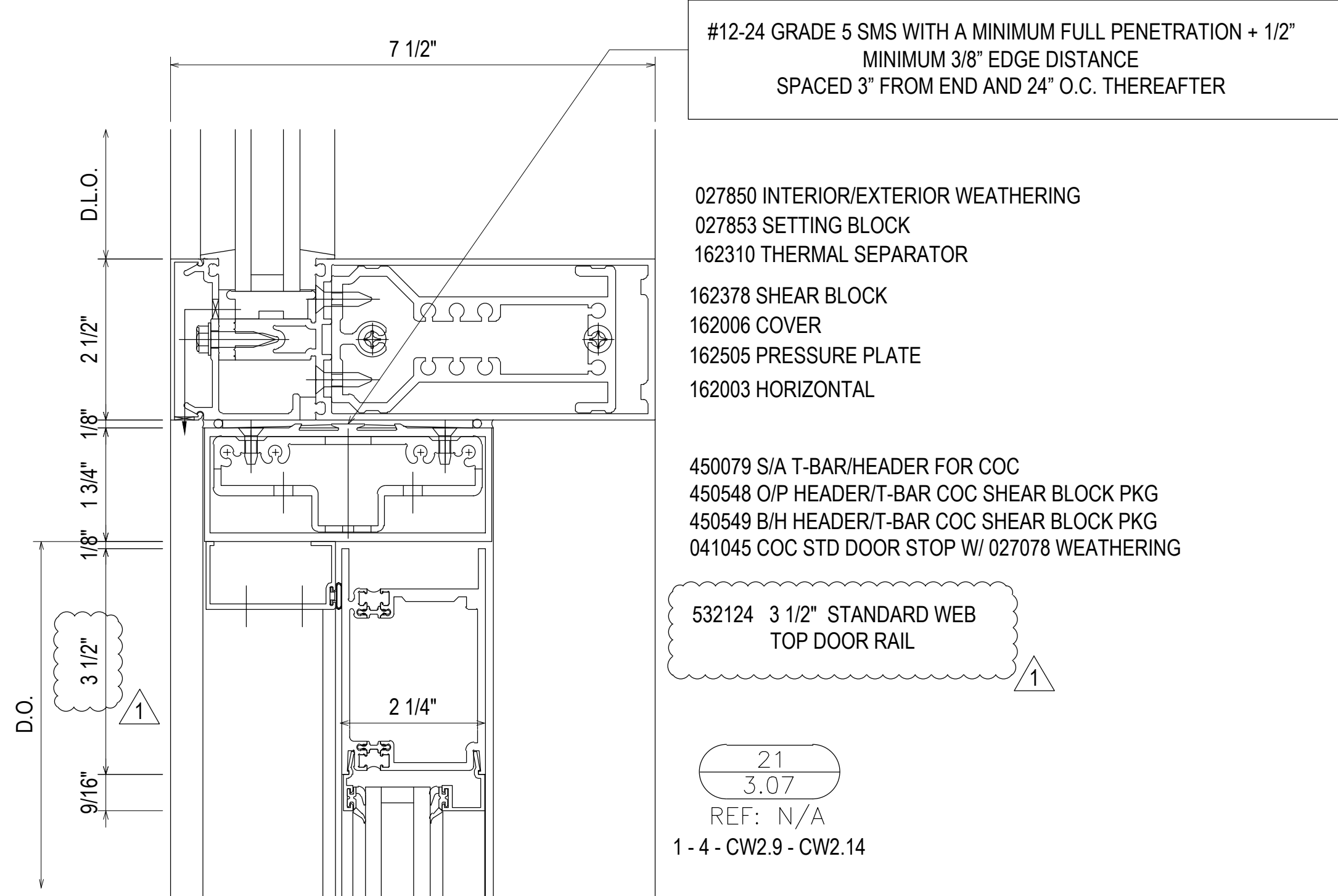
DATE	DESCRIPTION	NO	DATE	DESCRIPTION	NO
07.22.20	1ST REVISION	NO	02.17.21	5TH REVISION - RADIUS (RA)	NO
08.31.20	2ND REVISION (ENGINEERING)	NO	03.31.21	6TH REVISION - CONNECTOR (RA)	NO
09.03.20	3RD REVISION (CW)	NO	04.12.21	7TH REVISION - CW2.19 (GFS)	NO
01.19.21	4TH REVISION (RA)	NO	03.01.22	8TH REVISION - EXTEND HEAD AND NOTCH (PH)	NO

PIEDMONT ATHENS REGIONAL  
 MASTER FACILITY PROJECT  
 ATHENS, GA 30606



JOB # 19-017

DRAWN BY:	DATE:
RA	05.27.20
CHECKED BY:	DATE:
JO	05.27.20



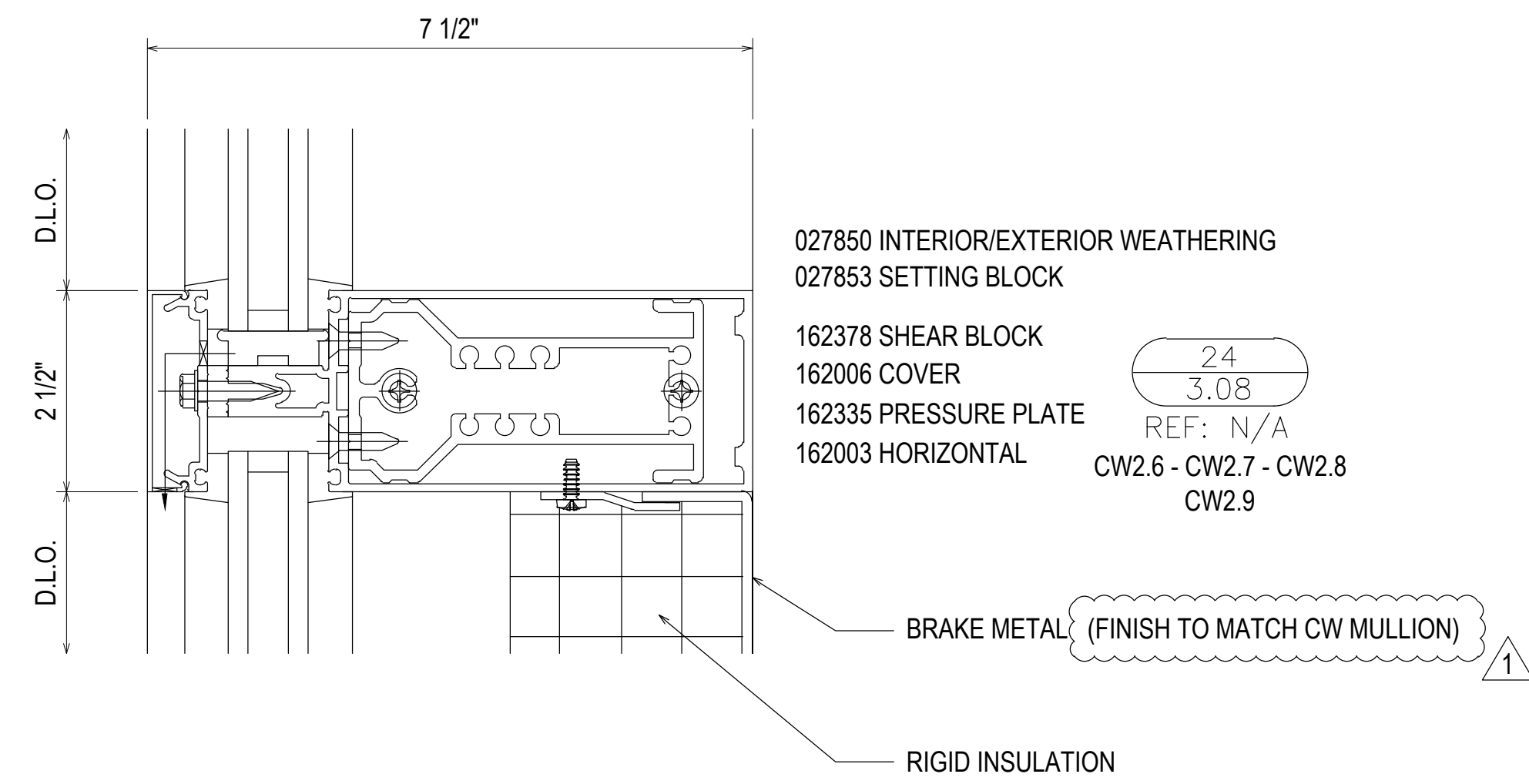
REVISION	DATE	DESCRIPTION	BY	DATE	DESCRIPTION
1ST REVISION	07.22.20				DRAWING SUBMISSION
2ND REVISION (ENGINEERING)	08.31.20				
3RD REVISION (CW)	09.03.20				
4TH REVISION (RA)	01.19.21				

**PIEDMONT ATHENS REGIONAL  
MASTER FACILITY PROJECT  
ATHENS, GA 30606**

**GRAHAM-HODGE  
ASSOCIATES INC.**

**JOB # 19-017**

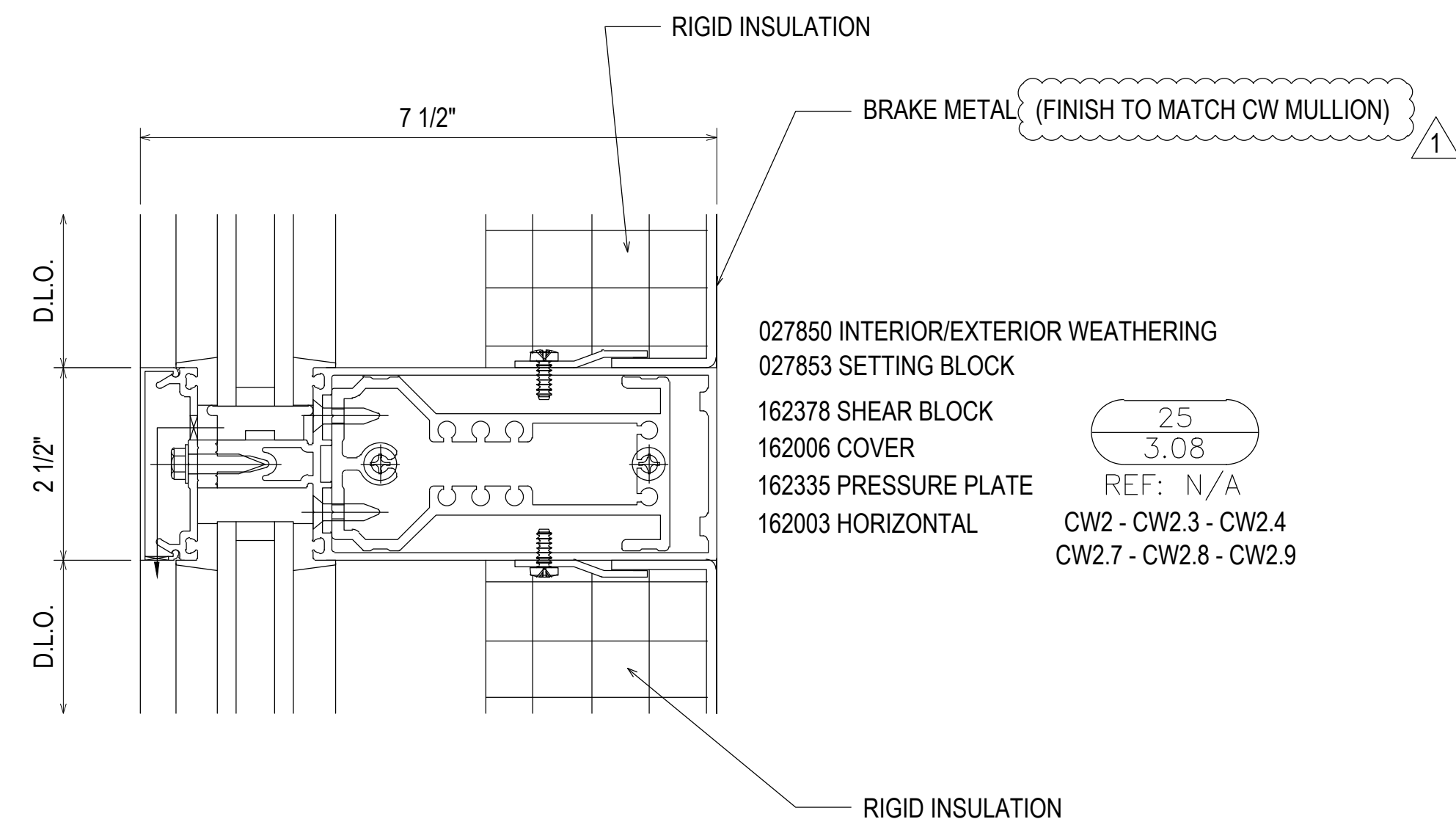
DRAWN BY:	DATE:
RA	05.27.20
CHECKED BY:	DATE:
JO	05.27.20



027850 INTERIOR/EXTERIOR WEATHERING  
 027853 SETTING BLOCK  
 162378 SHEAR BLOCK  
 162006 COVER  
 162335 PRESSURE PLATE  
 162003 HORIZONTAL

24  
 3.08  
 REF: N/A  
 CW2.6 - CW2.7 - CW2.8  
 CW2.9

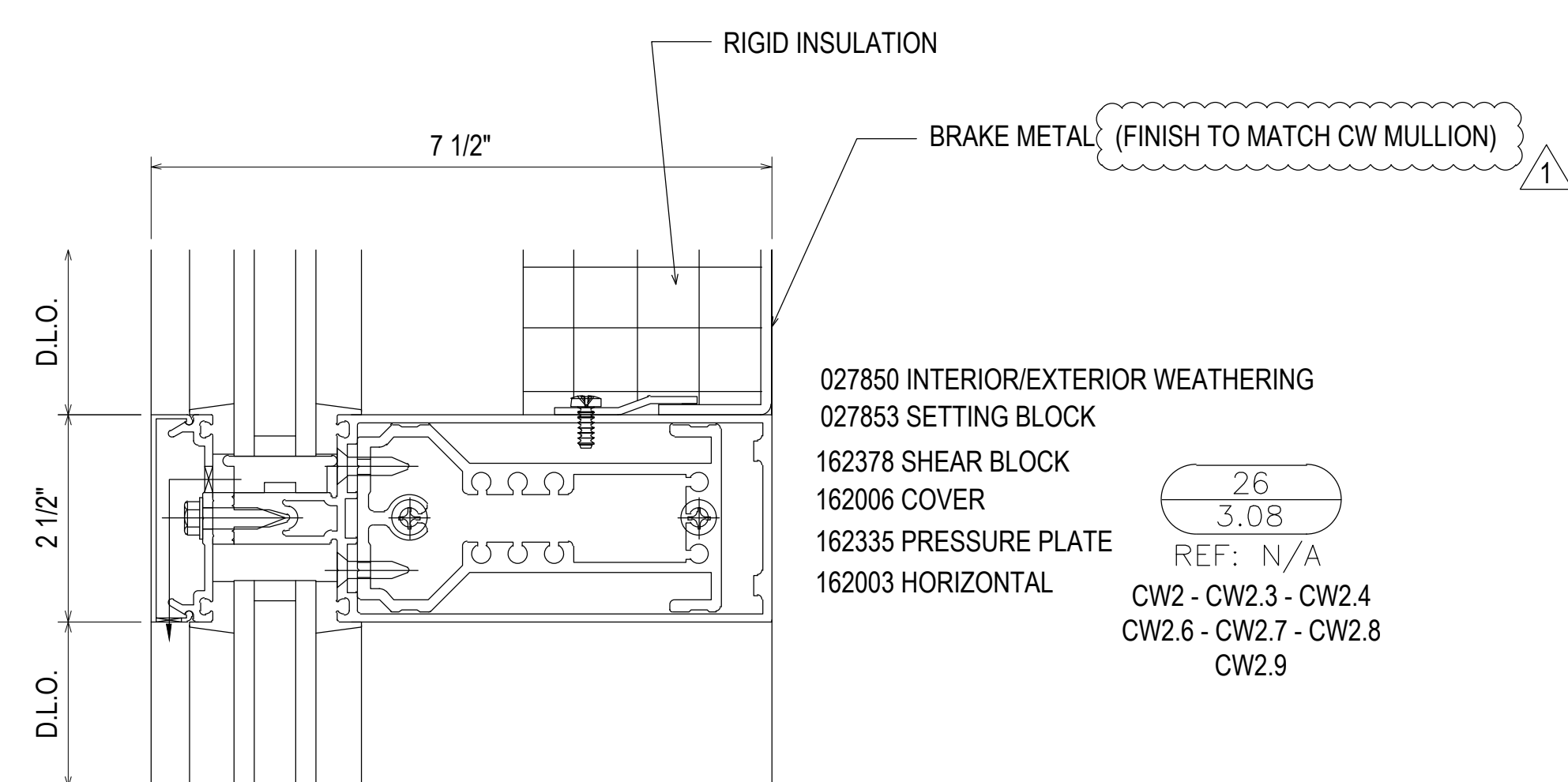
1  
 BRAKE METAL (FINISH TO MATCH CW MULLION)



027850 INTERIOR/EXTERIOR WEATHERING  
 027853 SETTING BLOCK  
 162378 SHEAR BLOCK  
 162006 COVER  
 162335 PRESSURE PLATE  
 162003 HORIZONTAL

25  
 3.08  
 REF: N/A  
 CW2 - CW2.3 - CW2.4  
 CW2.7 - CW2.8 - CW2.9

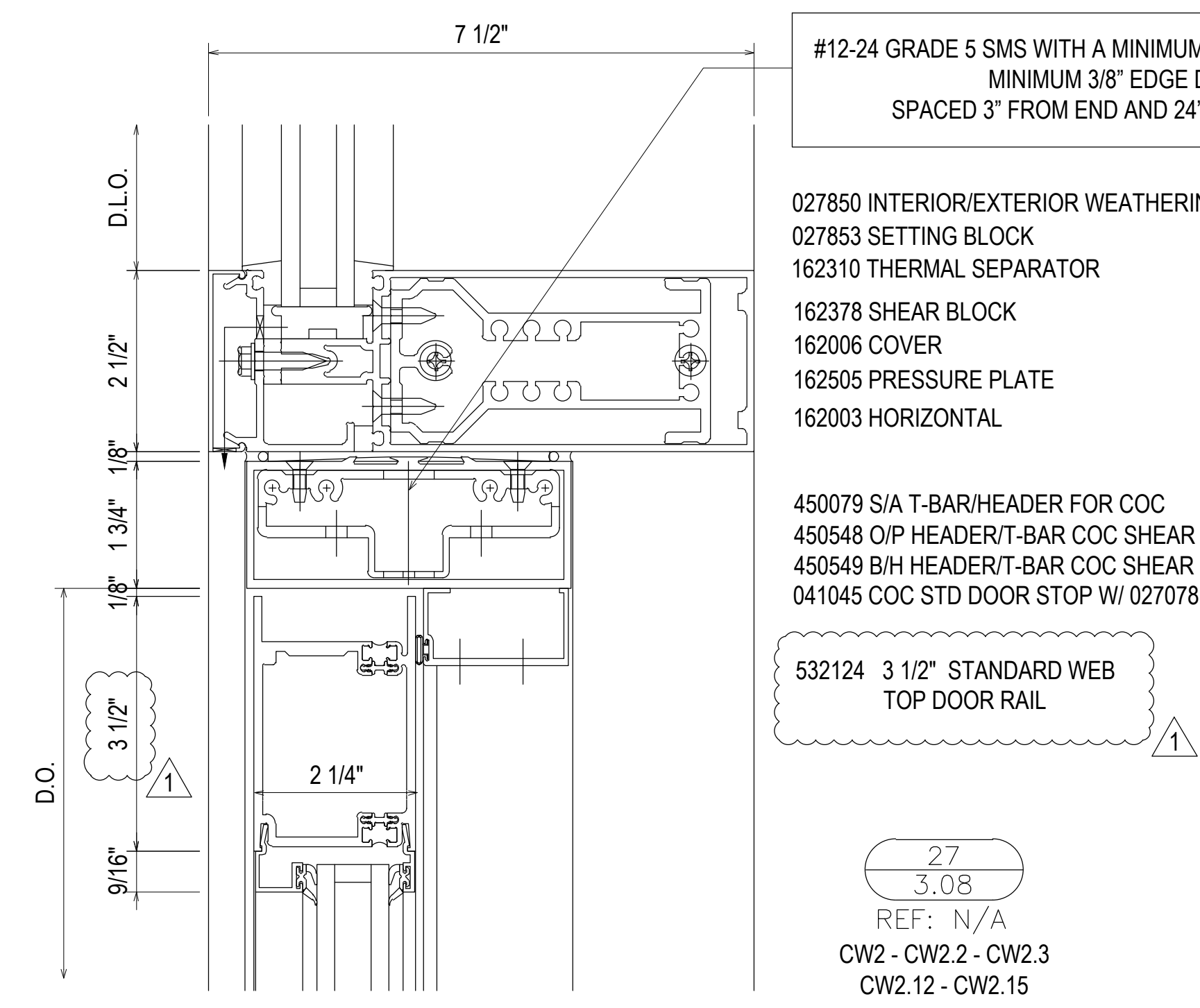
1  
 BRAKE METAL (FINISH TO MATCH CW MULLION)



027850 INTERIOR/EXTERIOR WEATHERING  
 027853 SETTING BLOCK  
 162378 SHEAR BLOCK  
 162006 COVER  
 162335 PRESSURE PLATE  
 162003 HORIZONTAL

26  
 3.08  
 REF: N/A  
 CW2 - CW2.3 - CW2.4  
 CW2.6 - CW2.7 - CW2.8  
 CW2.9

1  
 BRAKE METAL (FINISH TO MATCH CW MULLION)



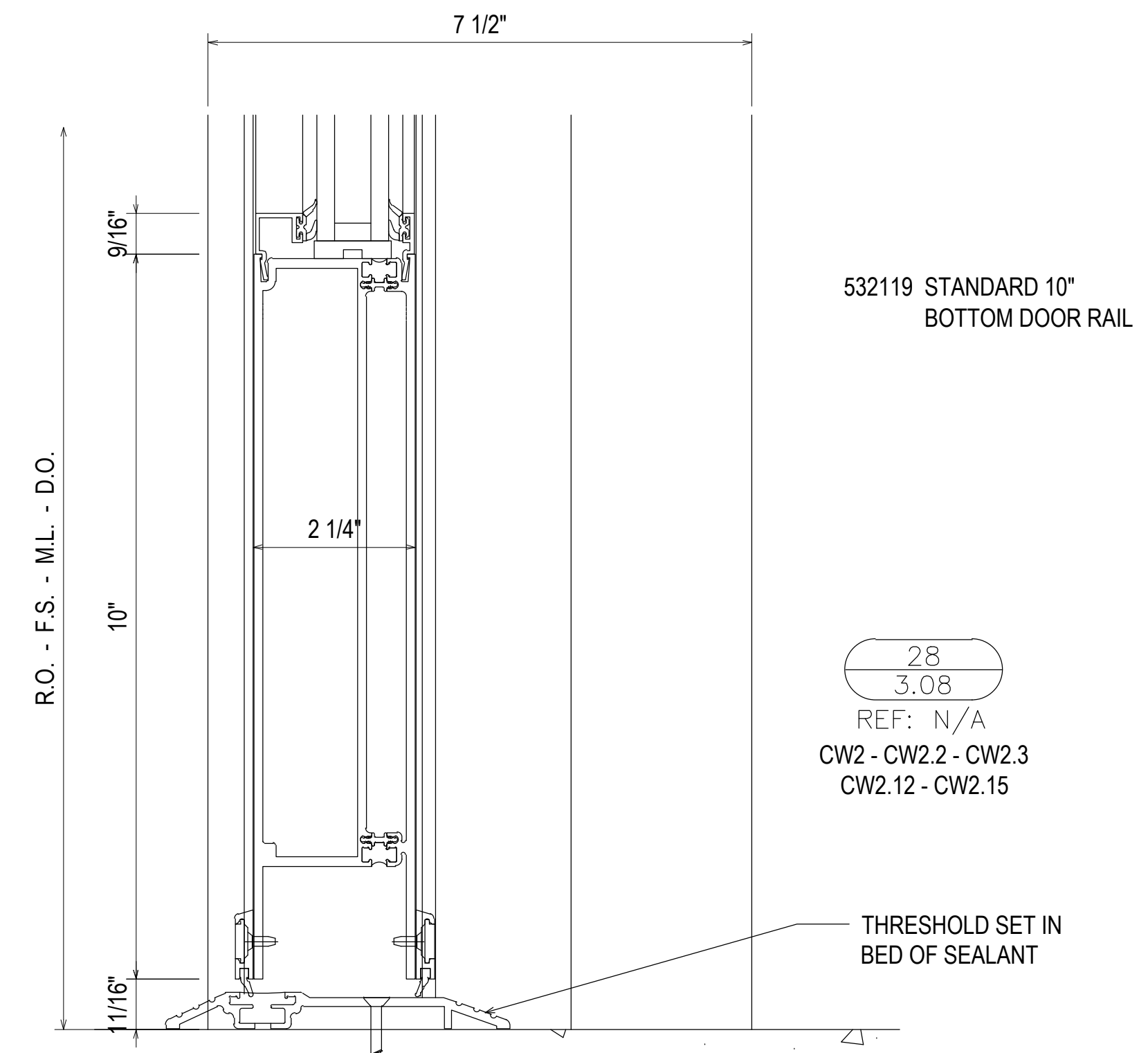
#12-24 GRADE 5 SMS WITH A MINIMUM FULL PENETRATION + 1/2\"/>
 MINIMUM 3/8\"/>
 SPACED 3\"/>

027850 INTERIOR/EXTERIOR WEATHERING  
 027853 SETTING BLOCK  
 162310 THERMAL SEPARATOR  
 162378 SHEAR BLOCK  
 162006 COVER  
 162505 PRESSURE PLATE  
 162003 HORIZONTAL

450079 S/A T-BAR/HEADER FOR COC  
 450548 O/P HEADER/T-BAR COC SHEAR BLOCK PKG  
 450549 B/H HEADER/T-BAR COC SHEAR BLOCK PKG  
 041045 COC STD DOOR STOP W/ 027078 WEATHERING

532124 3 1/2\"/>
 STANDARD WEB  
 TOP DOOR RAIL

27  
 3.08  
 REF: N/A  
 CW2 - CW2.2 - CW2.3  
 CW2.12 - CW2.15



532119 STANDARD 10\"/>
 BOTTOM DOOR RAIL


28  
 3.08  
 REF: N/A  
 CW2 - CW2.2 - CW2.3  
 CW2.12 - CW2.15

THRESHOLD SET IN  
 BED OF SEALANT

1/4\"/>
 COUNTERSUNK HILTI KWIK CON II WITH MINIMUM 1-3/4\"/>
 EMBEDMENT  
 MINIMUM 1-1/2\"/>
 EDGE DISTANCE  
 SPACED 3\"/>
 FROM END AND 18\"/>
 O.C. THEREAFTER

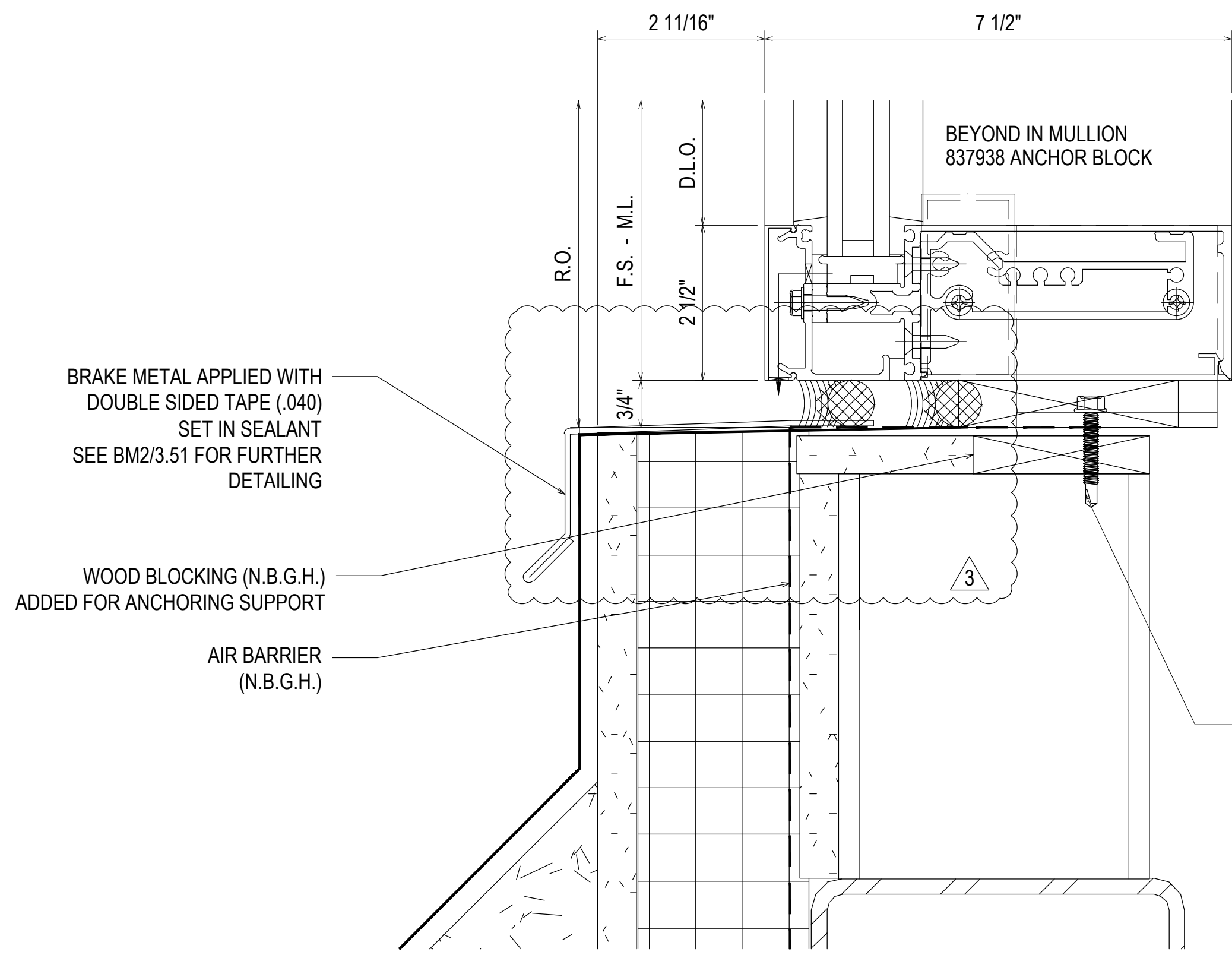
REVISION	DATE	DESCRIPTION	NO	DATE	DESCRIPTION
1ST REVISION	07.22.20				
2ND REVISION (ENGINEERING)	08.31.20				
3RD REVISION (CW)	09.03.20				
4TH REVISION (RA)	01.19.21				

**PIEDMONT ATHENS REGIONAL  
 MASTER FACILITY PROJECT  
 ATHENS, GA 30606**



**JOB # 19-017**

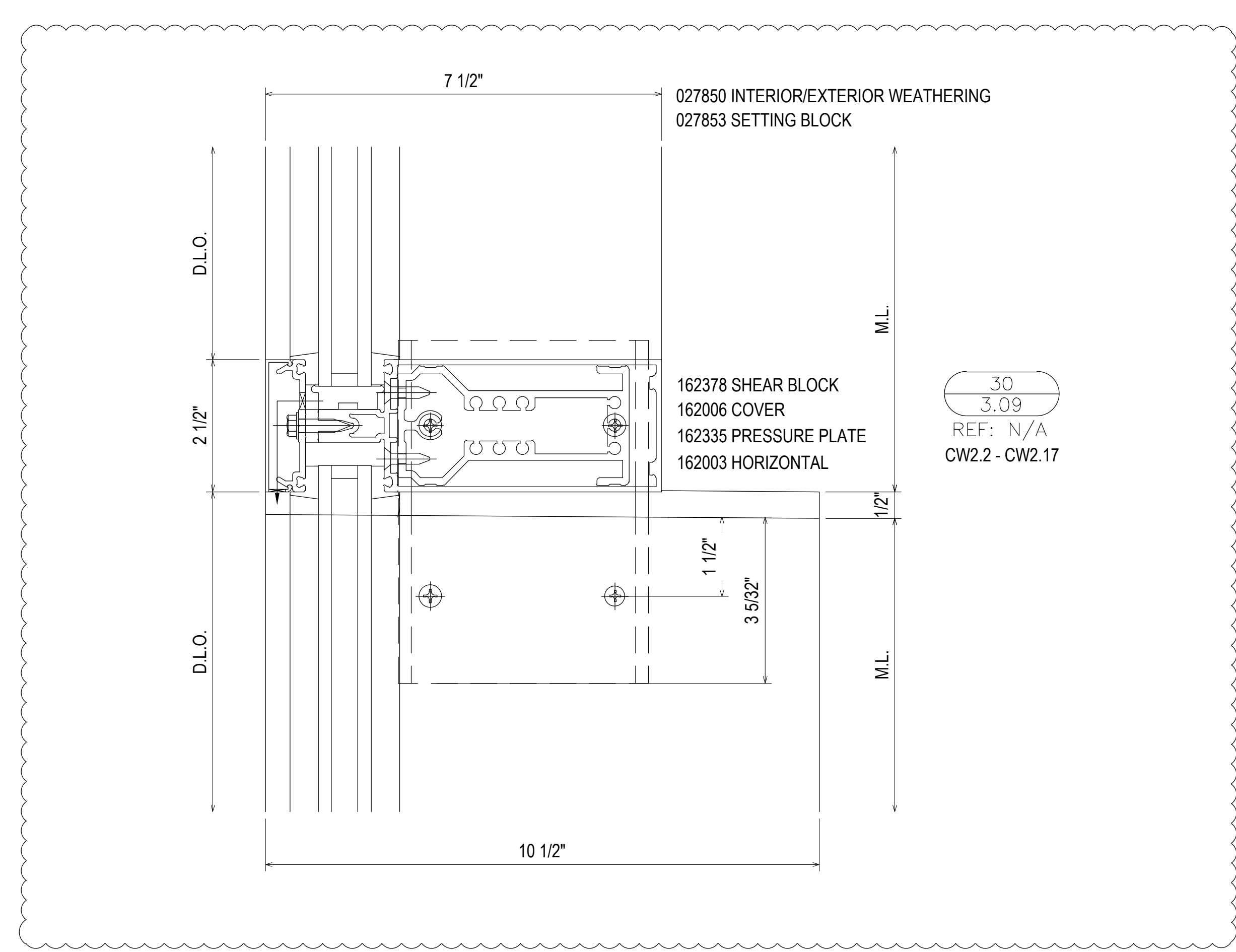
DRAWN BY:	DATE:
RA	05.27.20
CHECKED BY:	DATE:
JO	05.27.20



- 29  
3.09  
REF: 31/A5.3.4  
CW2
- 171321 POCKET FILLER
  - 162317 SHIM FILLER
  - 162332 SHEAR BLOCK
  - 162006 COVER
  - 162095 HORIZONTAL
  - 162505 PERIMETER PRESSURE PLATE
  - 162327 "F" ANCHOR
  - 162328 "T" ANCHOR
  - 027850 INTERIOR/EXTERIOR WEATHERING
  - 027853 SETTING BLOCK

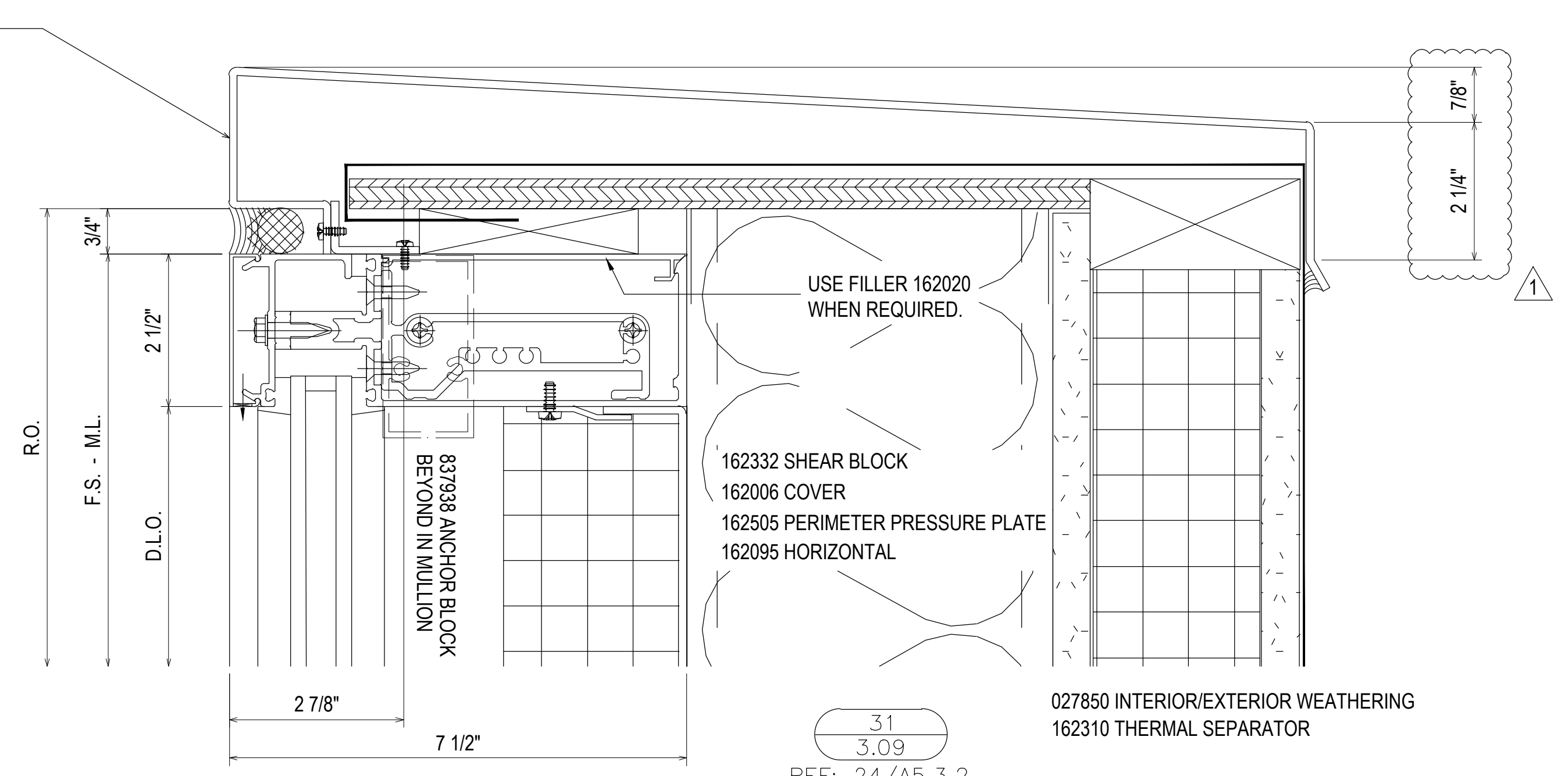
F-CLIP SECURED USING TWO 1/4-20 GRADE 5 SMS  
MINIMUM FULL PENETRATION + 1/2"  
MINIMUM 3/4" EDGE DISTANCE  
MINIMUM 1" ANCHOR SPACING

T-CLIP SECURED USING FOUR 1/4-20 GRADE 5 SMS  
MINIMUM FULL PENETRATION + 1/2"  
MINIMUM 3/4" EDGE DISTANCE  
MINIMUM 1" ANCHOR SPACING  
TWO ANCHORS ON EACH SIDE OF MULLION



30  
3.09  
REF: N/A  
CW2.2 - CW2.17

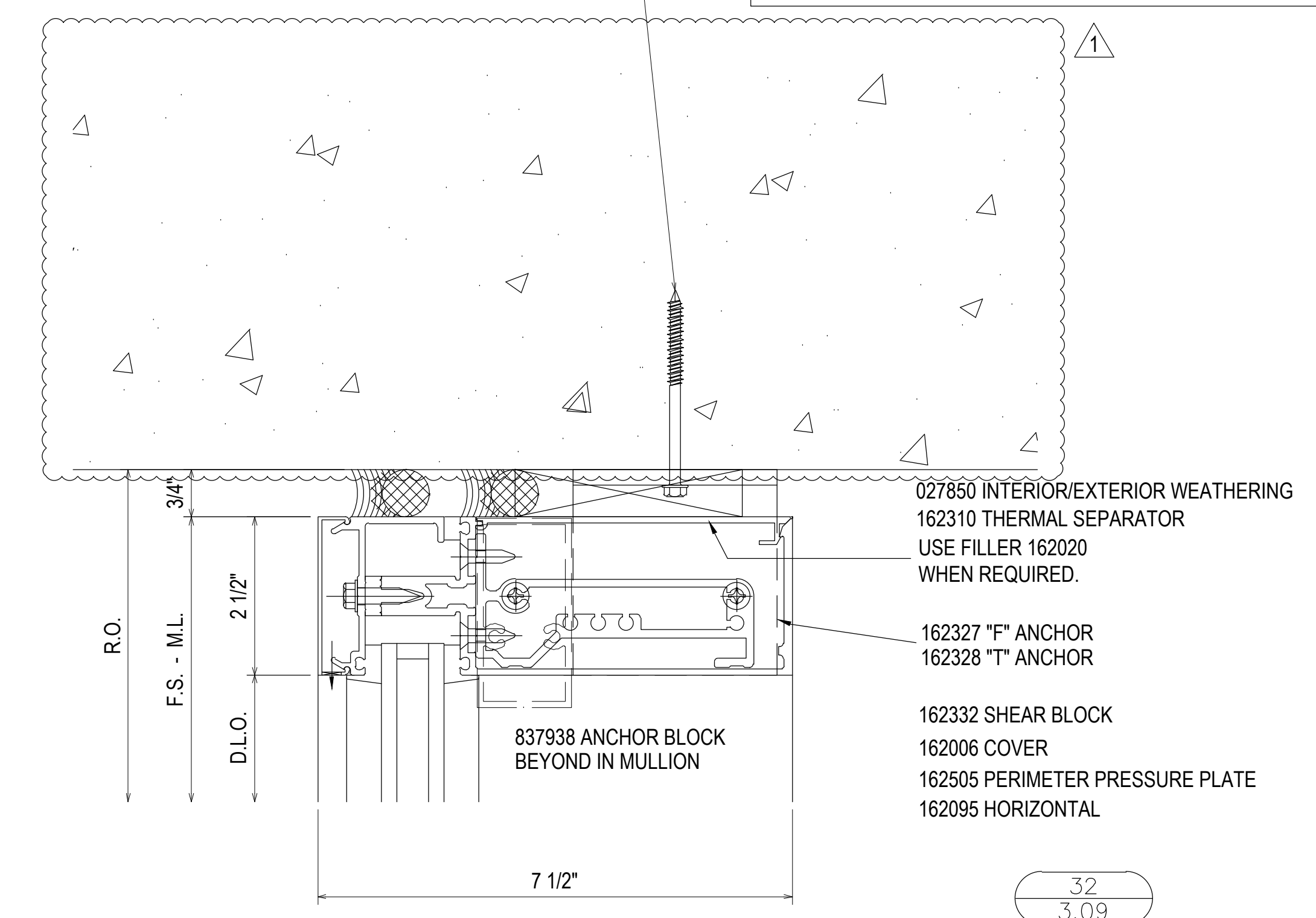
BRAKE METAL COPING W/  
FINISH TO MATCH.  
SEE BM13/A3.51 FOR FURTHER  
CLARIFICATION.



31  
3.09  
REF: 24/A5.3.2  
CW2.3 - CW2.4 - CW2.7  
CW2.8 - CW2.9 - CW2.15

F-U-CLIP SECURED USING TWO 3/8" HILTI KWIK HUS EZ ANCHORS  
MINIMUM 2-1/2" EMBEDMENT  
MINIMUM 3" EDGE DISTANCE  
MINIMUM 3" ANCHOR SPACING

T-CLIP SECURED USING TWO 3/8" HILTI KWIK HUS EZ ANCHORS  
MINIMUM 2-1/2" EMBEDMENT  
MINIMUM 3" EDGE DISTANCE  
MINIMUM 3" ANCHOR SPACING  
ONE ANCHOR ON EACH SIDE OF MULLION



32  
3.09  
REF: N/A  
CW2.3

DATE	DESCRIPTION	NO	DATE	DESCRIPTION	NO
07.22.20	1ST REVISION	△	02.17.21	5TH REVISION - RADIUS (RA)	△
08.31.20	2ND REVISION (ENGINEERING)	△	03.31.21	6TH REVISION - CONNECTOR (RA)	△
09.03.20	3RD REVISION (CW)	△	04.12.21	7TH REVISION - CW2.19 (GFS)	△
01.19.21	4TH REVISION (RA)	△	05.01.22	8TH REVISION - EXTEND HEAD AND NOTCH (PH)	△

**PIEDMONT ATHENS REGIONAL  
MASTER FACILITY PROJECT  
ATHENS, GA 30606**



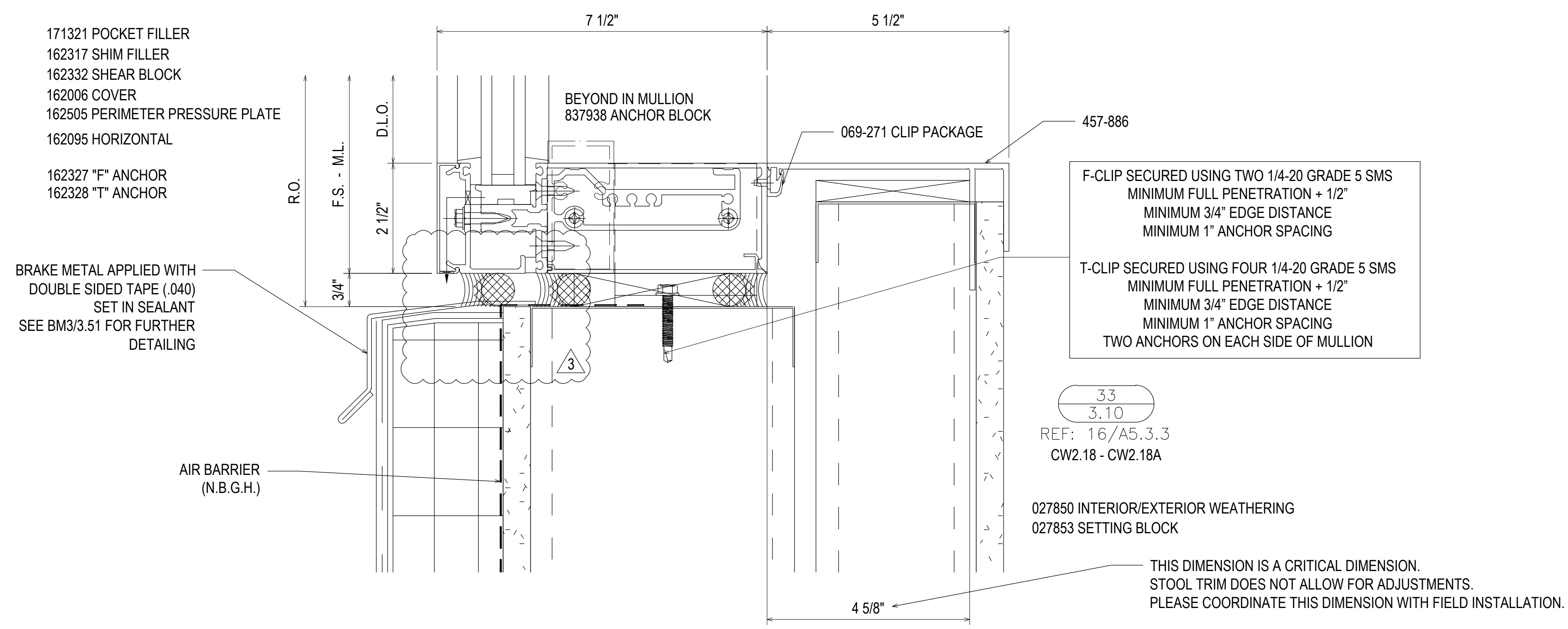
JOB # 19-017

DRAWN BY:	DATE:
RA	05.27.20
CHECKED BY:	DATE:
JO	05.27.20

**3.09**

- 171321 POCKET FILLER
- 162317 SHIM FILLER
- 162332 SHEAR BLOCK
- 162006 COVER
- 162505 PERIMETER PRESSURE PLATE
- 162095 HORIZONTAL
- 162327 "F" ANCHOR
- 162328 "T" ANCHOR

BRAKE METAL APPLIED WITH DOUBLE SIDED TAPE (.040) SET IN SEALANT SEE BM3/3.51 FOR FURTHER DETAILING

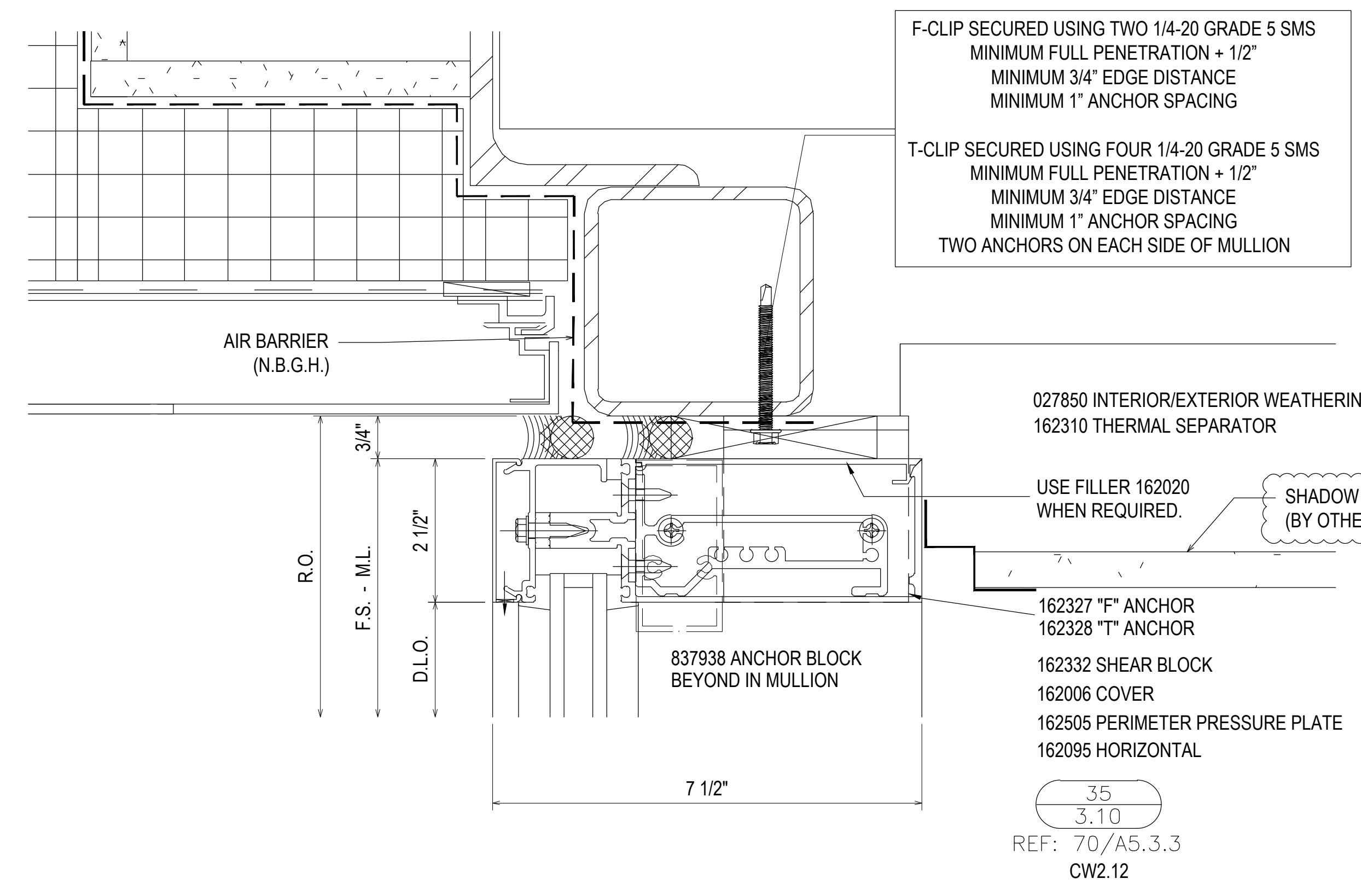


F-CLIP SECURED USING TWO 1/4-20 GRADE 5 SMS  
MINIMUM FULL PENETRATION + 1/2"  
MINIMUM 3/4" EDGE DISTANCE  
MINIMUM 1" ANCHOR SPACING

T-CLIP SECURED USING FOUR 1/4-20 GRADE 5 SMS  
MINIMUM FULL PENETRATION + 1/2"  
MINIMUM 3/4" EDGE DISTANCE  
MINIMUM 1" ANCHOR SPACING  
TWO ANCHORS ON EACH SIDE OF MULLION

33  
3.10  
REF: 16/A5.3.3  
CW2.18 - CW2.18A

027850 INTERIOR/EXTERIOR WEATHERING  
027853 SETTING BLOCK



F-CLIP SECURED USING TWO 1/4-20 GRADE 5 SMS  
MINIMUM FULL PENETRATION + 1/2"  
MINIMUM 3/4" EDGE DISTANCE  
MINIMUM 1" ANCHOR SPACING

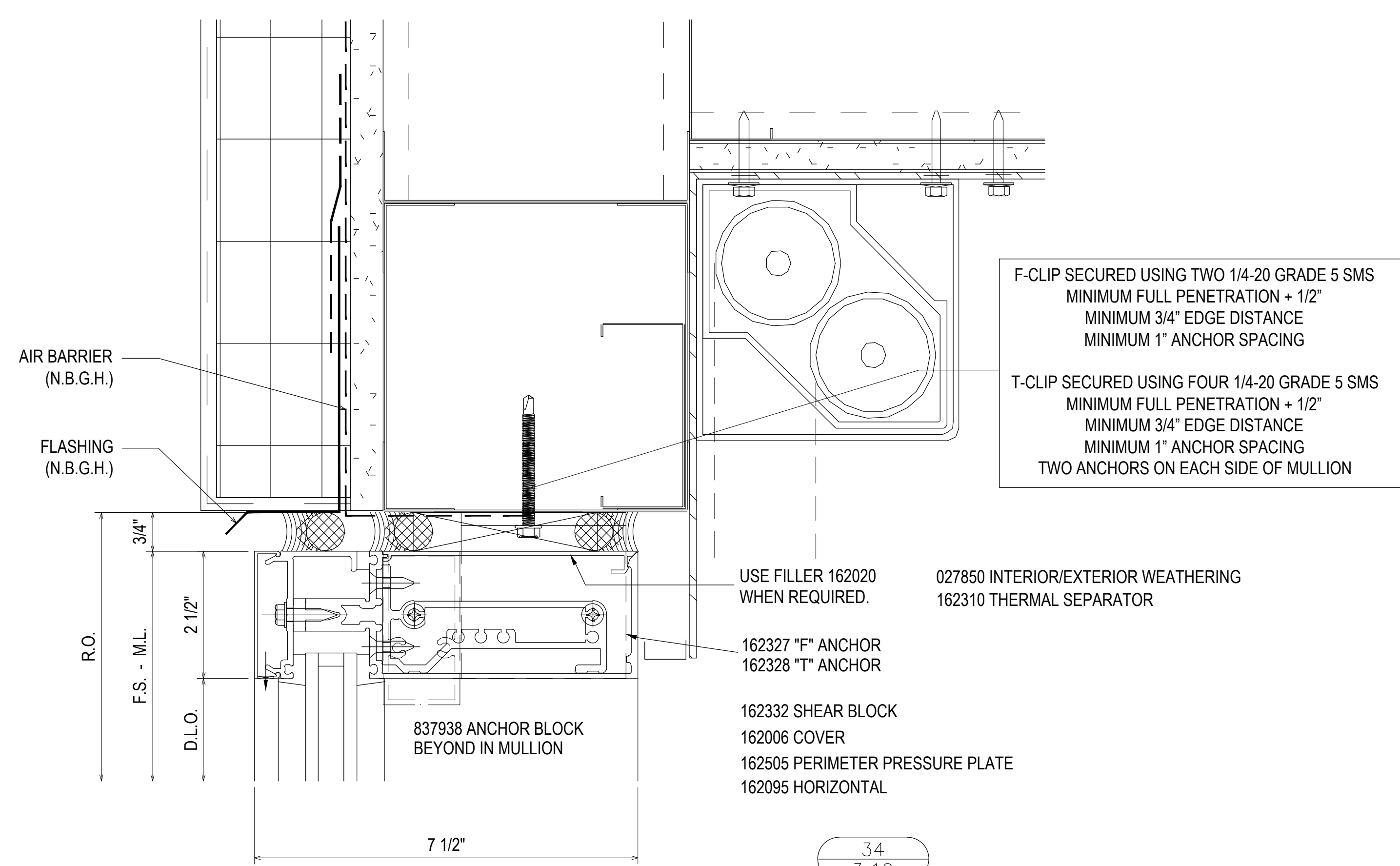
T-CLIP SECURED USING FOUR 1/4-20 GRADE 5 SMS  
MINIMUM FULL PENETRATION + 1/2"  
MINIMUM 3/4" EDGE DISTANCE  
MINIMUM 1" ANCHOR SPACING  
TWO ANCHORS ON EACH SIDE OF MULLION

027850 INTERIOR/EXTERIOR WEATHERING  
162310 THERMAL SEPARATOR

USE FILLER 162020 WHEN REQUIRED. SHADOW REVEAL (BY OTHERS)

162327 "F" ANCHOR  
162328 "T" ANCHOR  
162332 SHEAR BLOCK  
162006 COVER  
162505 PERIMETER PRESSURE PLATE  
162095 HORIZONTAL

35  
3.10  
REF: 70/A5.3.3  
CW2.12



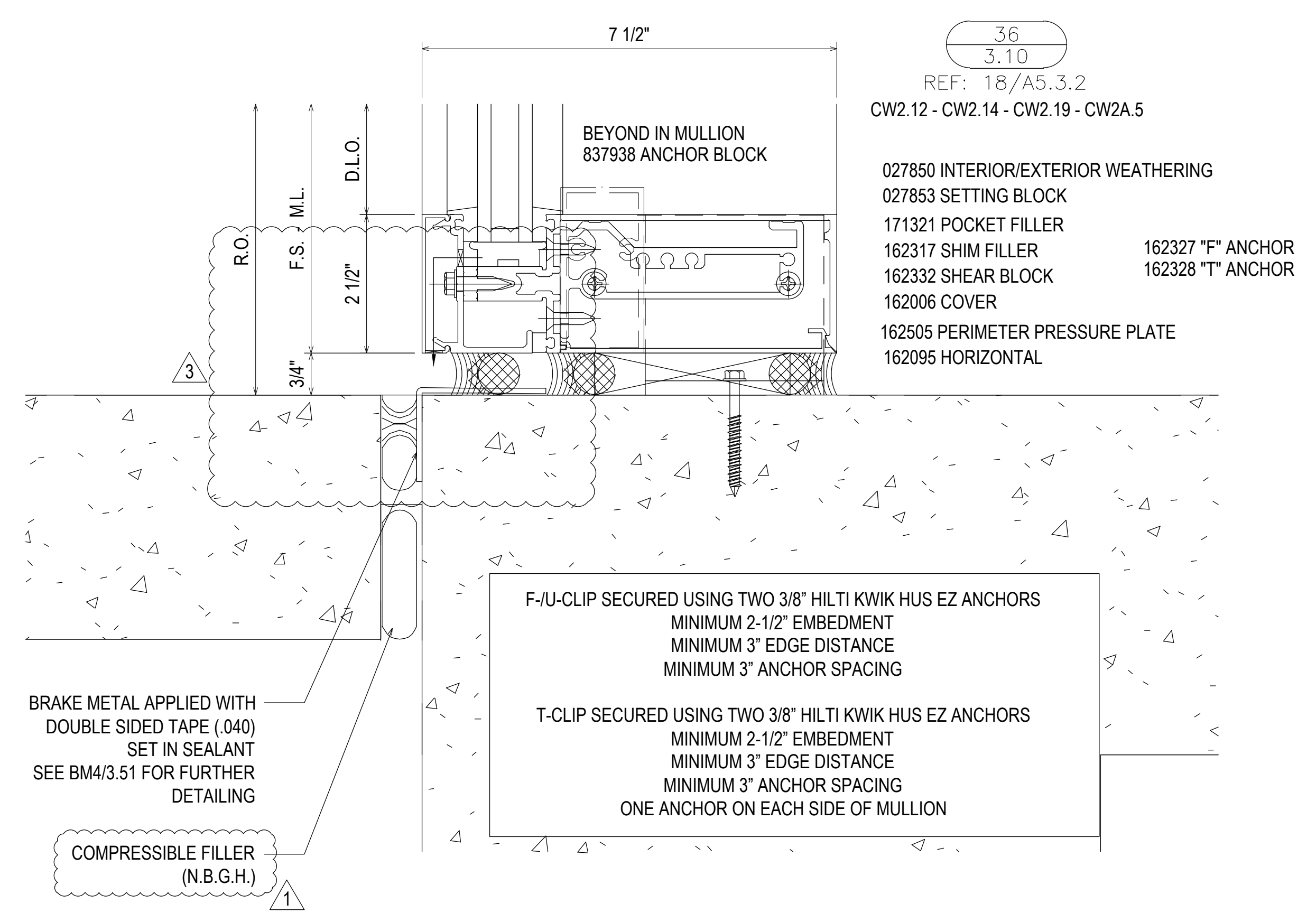
F-CLIP SECURED USING TWO 1/4-20 GRADE 5 SMS  
MINIMUM FULL PENETRATION + 1/2"  
MINIMUM 3/4" EDGE DISTANCE  
MINIMUM 1" ANCHOR SPACING

T-CLIP SECURED USING FOUR 1/4-20 GRADE 5 SMS  
MINIMUM FULL PENETRATION + 1/2"  
MINIMUM 3/4" EDGE DISTANCE  
MINIMUM 1" ANCHOR SPACING  
TWO ANCHORS ON EACH SIDE OF MULLION

USE FILLER 162020 WHEN REQUIRED. 027850 INTERIOR/EXTERIOR WEATHERING  
162310 THERMAL SEPARATOR

162327 "F" ANCHOR  
162328 "T" ANCHOR  
162332 SHEAR BLOCK  
162006 COVER  
162505 PERIMETER PRESSURE PLATE  
162095 HORIZONTAL

34  
3.10  
REF: 70/A5.3.3  
CW2.11 - CW2.18 - CW2.18A



36  
3.10  
REF: 18/A5.3.2  
CW2.12 - CW2.14 - CW2.19 - CW2A.5

027850 INTERIOR/EXTERIOR WEATHERING  
027853 SETTING BLOCK

171321 POCKET FILLER  
162317 SHIM FILLER  
162332 SHEAR BLOCK  
162006 COVER  
162505 PERIMETER PRESSURE PLATE  
162095 HORIZONTAL

F-U-CLIP SECURED USING TWO 3/8" HILTI KWIK HUS EZ ANCHORS  
MINIMUM 2-1/2" EMBEDMENT  
MINIMUM 3" EDGE DISTANCE  
MINIMUM 3" ANCHOR SPACING


T-CLIP SECURED USING TWO 3/8" HILTI KWIK HUS EZ ANCHORS  
MINIMUM 2-1/2" EMBEDMENT  
MINIMUM 3" EDGE DISTANCE  
MINIMUM 3" ANCHOR SPACING  
ONE ANCHOR ON EACH SIDE OF MULLION

BRAKE METAL APPLIED WITH DOUBLE SIDED TAPE (.040) SET IN SEALANT SEE BM4/3.51 FOR FURTHER DETAILING

COMPRESSIBLE FILLER (N.B.G.H.)

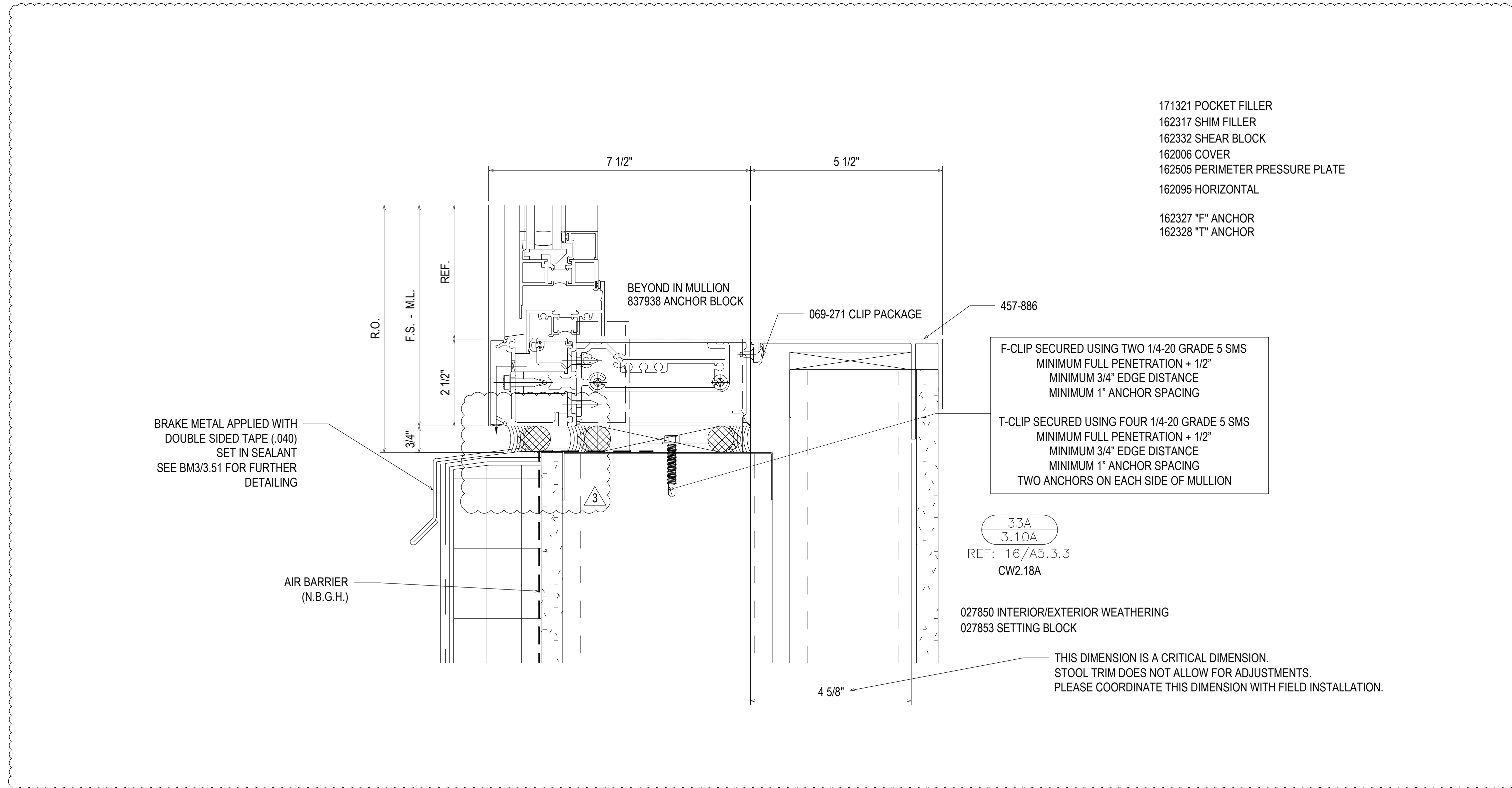
NO	DATE	DESCRIPTION	DRAWING	SUBMISSION
01	07.22.20			
1ST REVISION	08.31.20	(ENGINEERING)		
2ND REVISION	09.03.20	(CW)		
3RD REVISION	01.19.21	(RA)		
4TH REVISION				
5TH REVISION	02.17.21	(RA)		
6TH REVISION	03.31.21	(RA)		
7TH REVISION	04.12.21	(GFS)		
8TH REVISION	03.01.22	(PH)		
NO				

**PIEDMONT ATHENS REGIONAL  
MASTER FACILITY PROJECT  
ATHENS, GA 30606**



JOB # 19-017

DRAWN BY:	DATE:
RA	05.27.20
CHECKED BY:	DATE:
JO	05.27.20



- 171321 POCKET FILLER
- 162317 SHIM FILLER
- 162332 SHEAR BLOCK
- 162006 COVER
- 162505 PERIMETER PRESSURE PLATE
- 162095 HORIZONTAL
- 162327 "F" ANCHOR
- 162328 "T" ANCHOR

F-CLIP SECURED USING TWO 1/4-20 GRADE 5 SMS  
 MINIMUM FULL PENETRATION + 1/2"  
 MINIMUM 3/4" EDGE DISTANCE  
 MINIMUM 1" ANCHOR SPACING

T-CLIP SECURED USING FOUR 1/4-20 GRADE 5 SMS  
 MINIMUM FULL PENETRATION + 1/2"  
 MINIMUM 3/4" EDGE DISTANCE  
 MINIMUM 1" ANCHOR SPACING  
 TWO ANCHORS ON EACH SIDE OF MULLION


3.3A  
 3.10A  
 REF: 16/A5.3.3  
 CW2.18A

027850 INTERIOR/EXTERIOR WEATHERING  
 027853 SETTING BLOCK

THIS DIMENSION IS A CRITICAL DIMENSION.  
 STOOL TRIM DOES NOT ALLOW FOR ADJUSTMENTS.  
 PLEASE COORDINATE THIS DIMENSION WITH FIELD INSTALLATION.

NO	DESCRIPTION	DATE	DRAWING SUBMISSION
1	1ST REVISION	07.22.20	
2	2ND REVISION (ENGINEERING)	08.31.20	
3	3RD REVISION (CW)	09.03.20	
4	4TH REVISION (RA)	01.19.21	

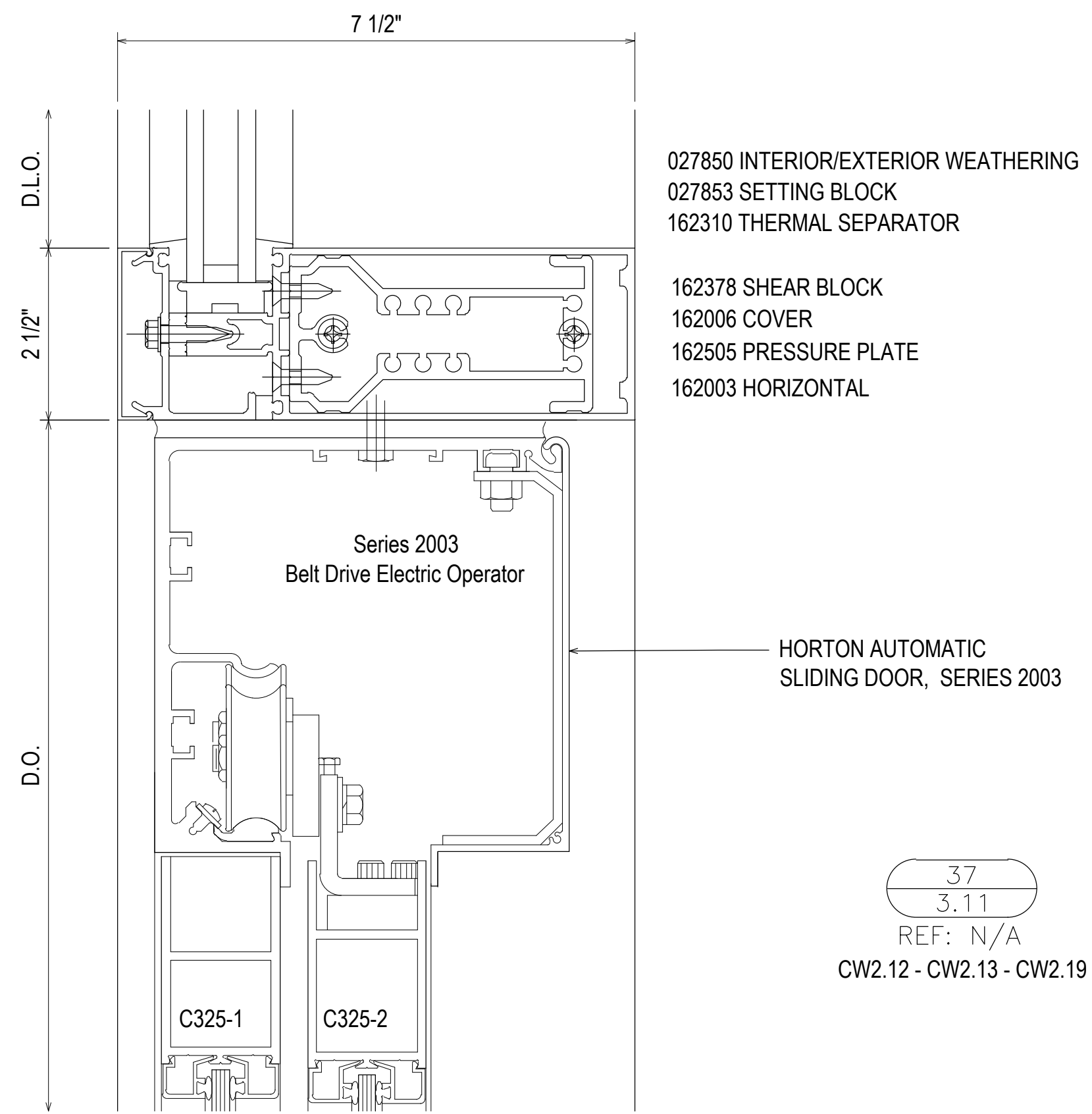
**PIEDMONT ATHENS REGIONAL  
 MASTER FACILITY PROJECT  
 ATHENS, GA 30606**



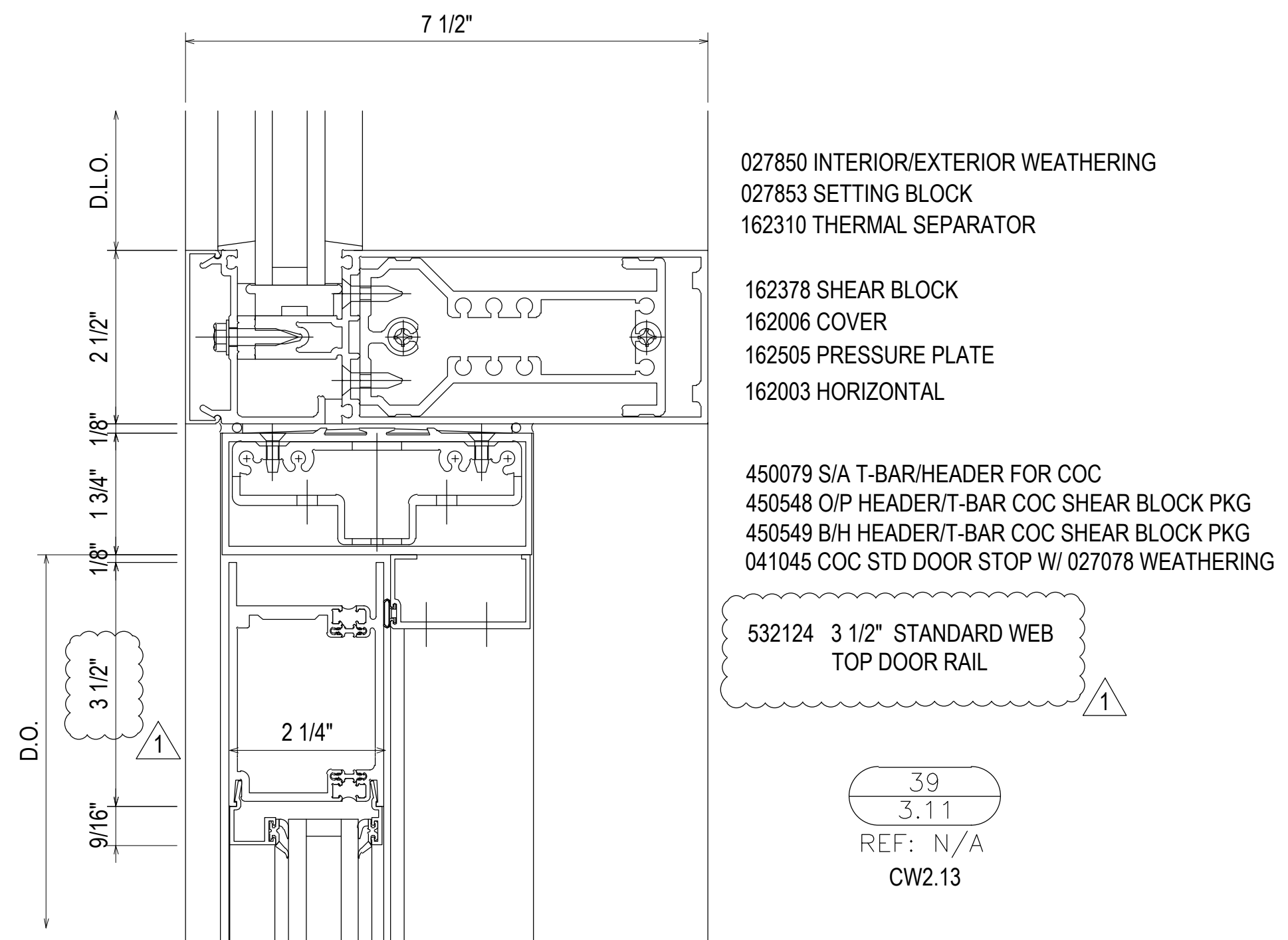
**JOB # 19-017**

DRAWN BY:	DATE:
RA	05.27.20
CHECKED BY:	DATE:
JO	05.27.20

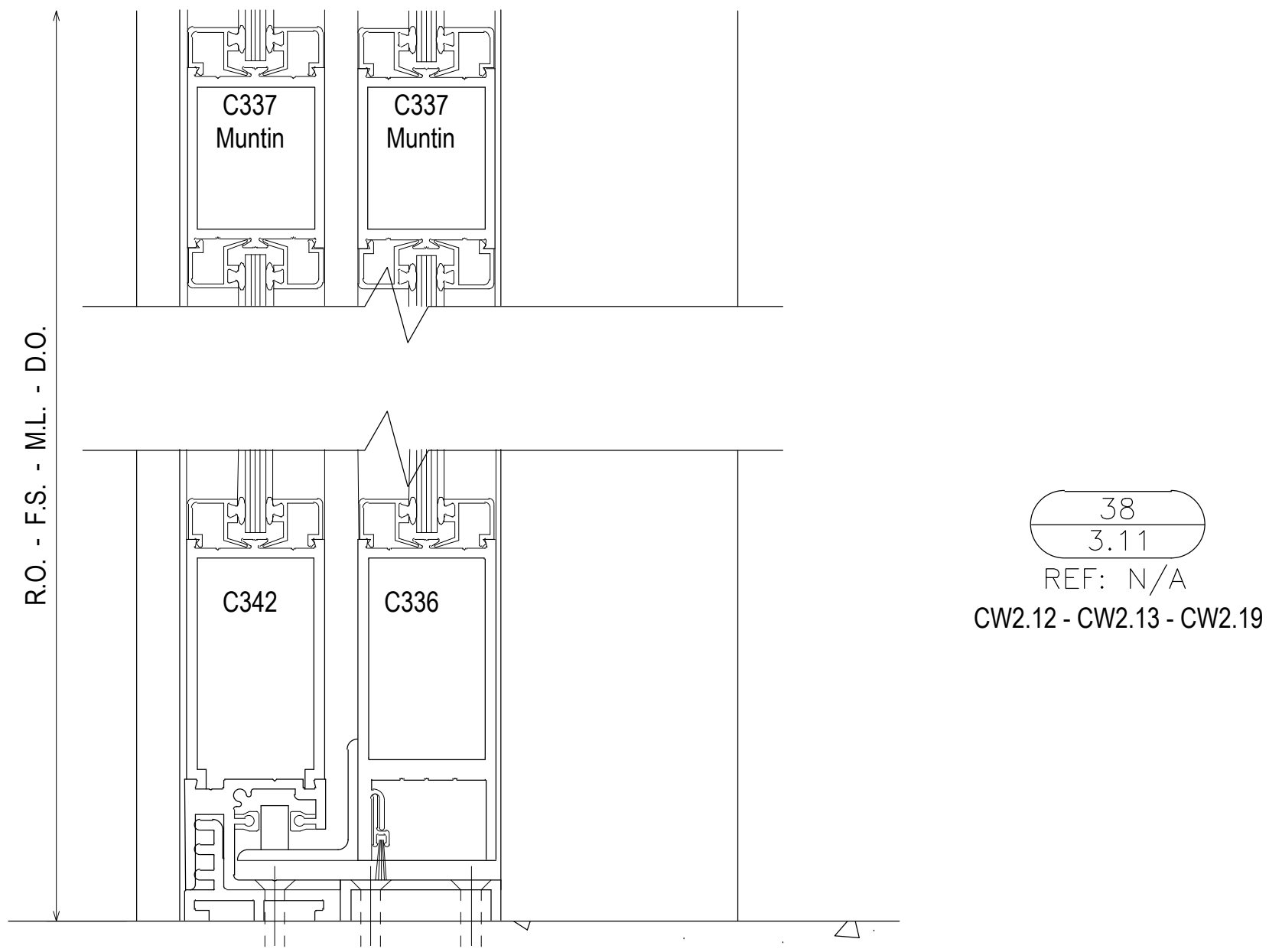
**3.10A**



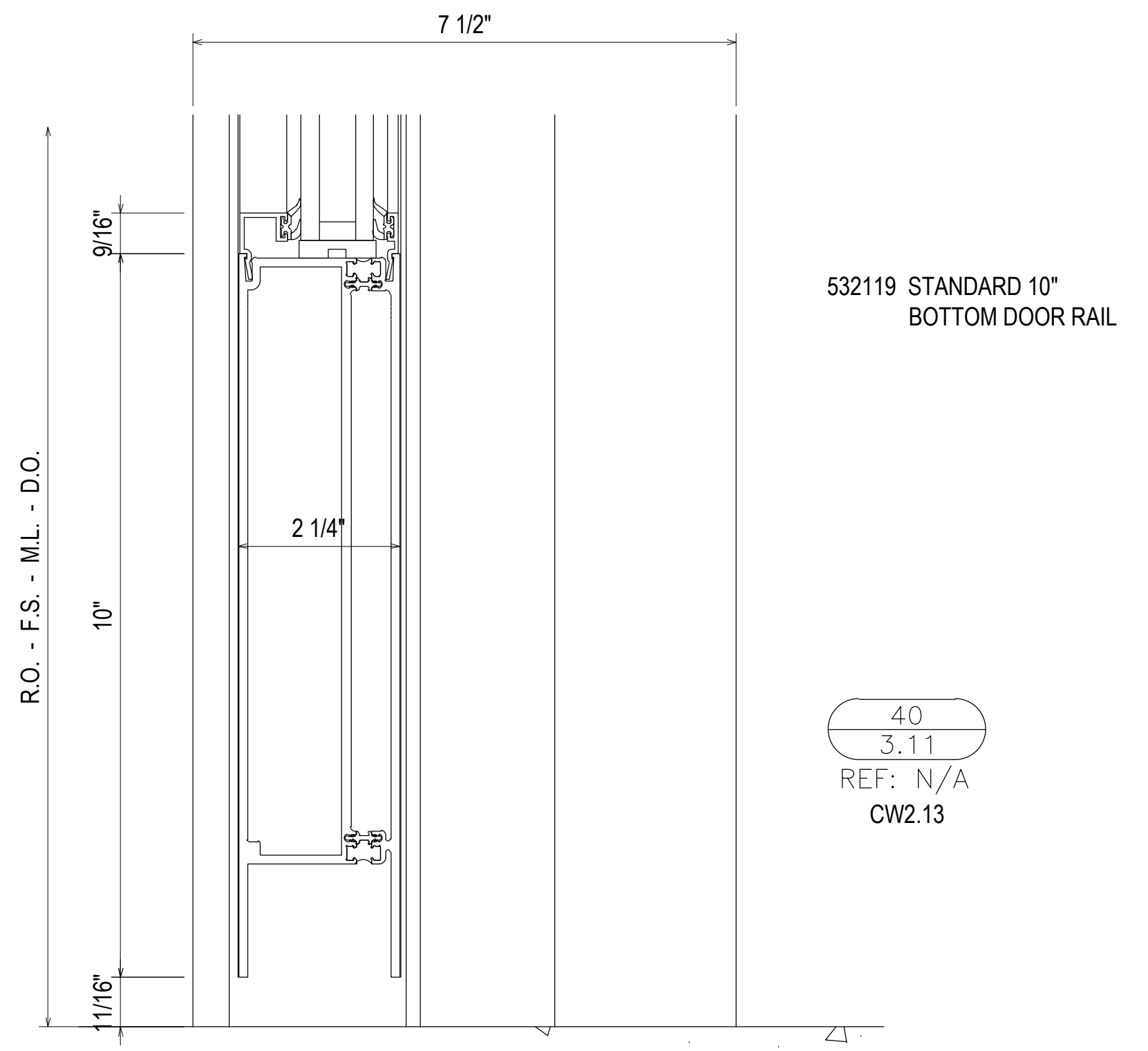
37  
3.11  
REF: N/A  
CW2.12 - CW2.13 - CW2.19



39  
3.11  
REF: N/A  
CW2.13



38  
3.11  
REF: N/A  
CW2.12 - CW2.13 - CW2.19



40  
3.11  
REF: N/A  
CW2.13

1ST REVISION	07.22.20	DESCRIPTION	DATE
2ND REVISION (ENGINEERING)	08.31.20		
3RD REVISION (CW)	09.03.20		
4TH REVISION (RA)	01.19.21		

5TH REVISION - RADIUS (RA)	02.17.21	DESCRIPTION	DATE
6TH REVISION - CONNECTOR (RA) <th>03.31.21</th> <th>DESCRIPTION</th> <th>DATE</th>	03.31.21	DESCRIPTION	DATE
7TH REVISION - CW2.19 (FS) <th>04.12.21</th> <th>DESCRIPTION</th> <th>DATE</th>	04.12.21	DESCRIPTION	DATE
8TH REVISION - EXTEND HEAD AND NOTCH (PH) <th>03.01.22</th> <th>DESCRIPTION</th> <th>DATE</th>	03.01.22	DESCRIPTION	DATE

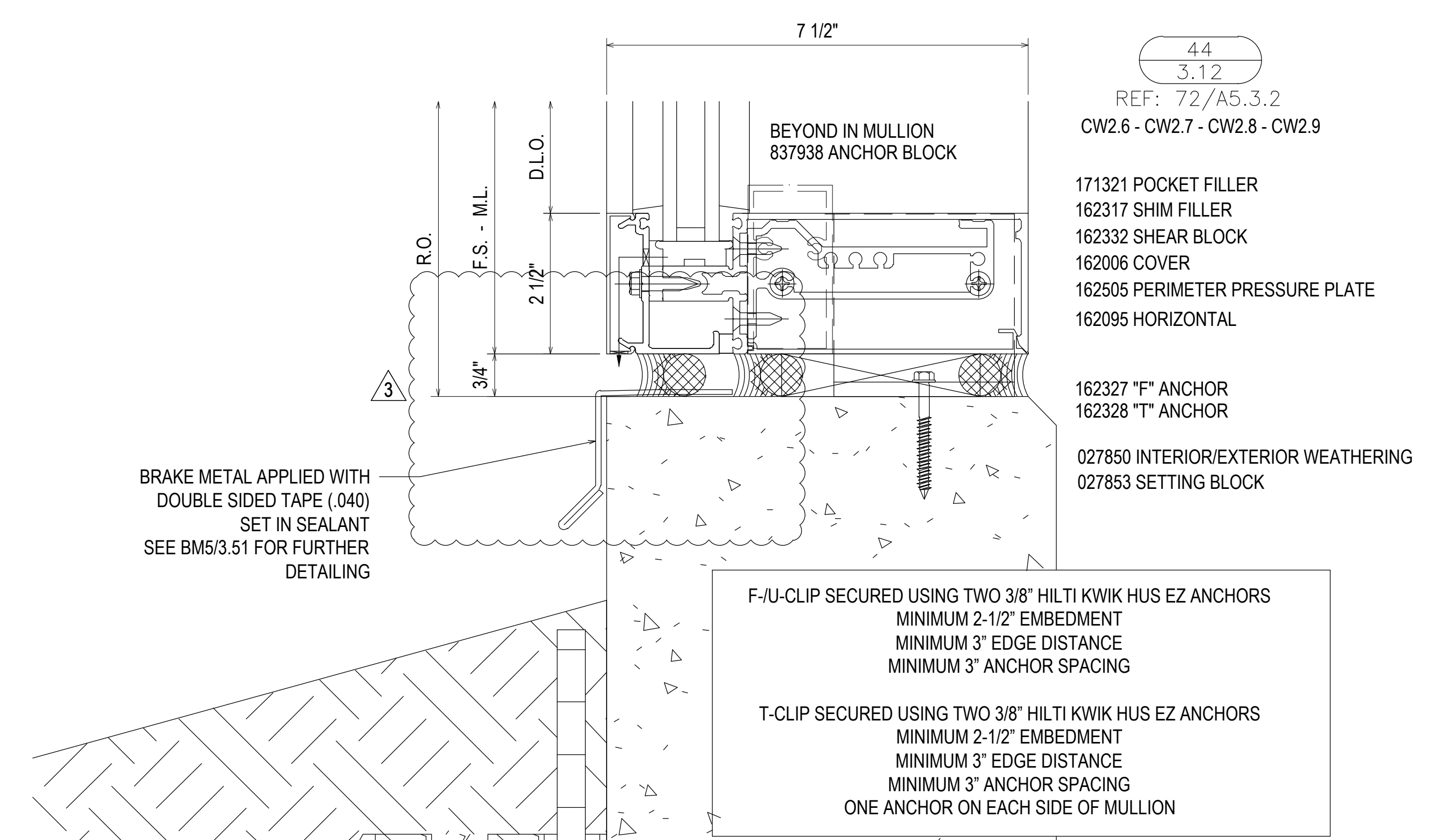
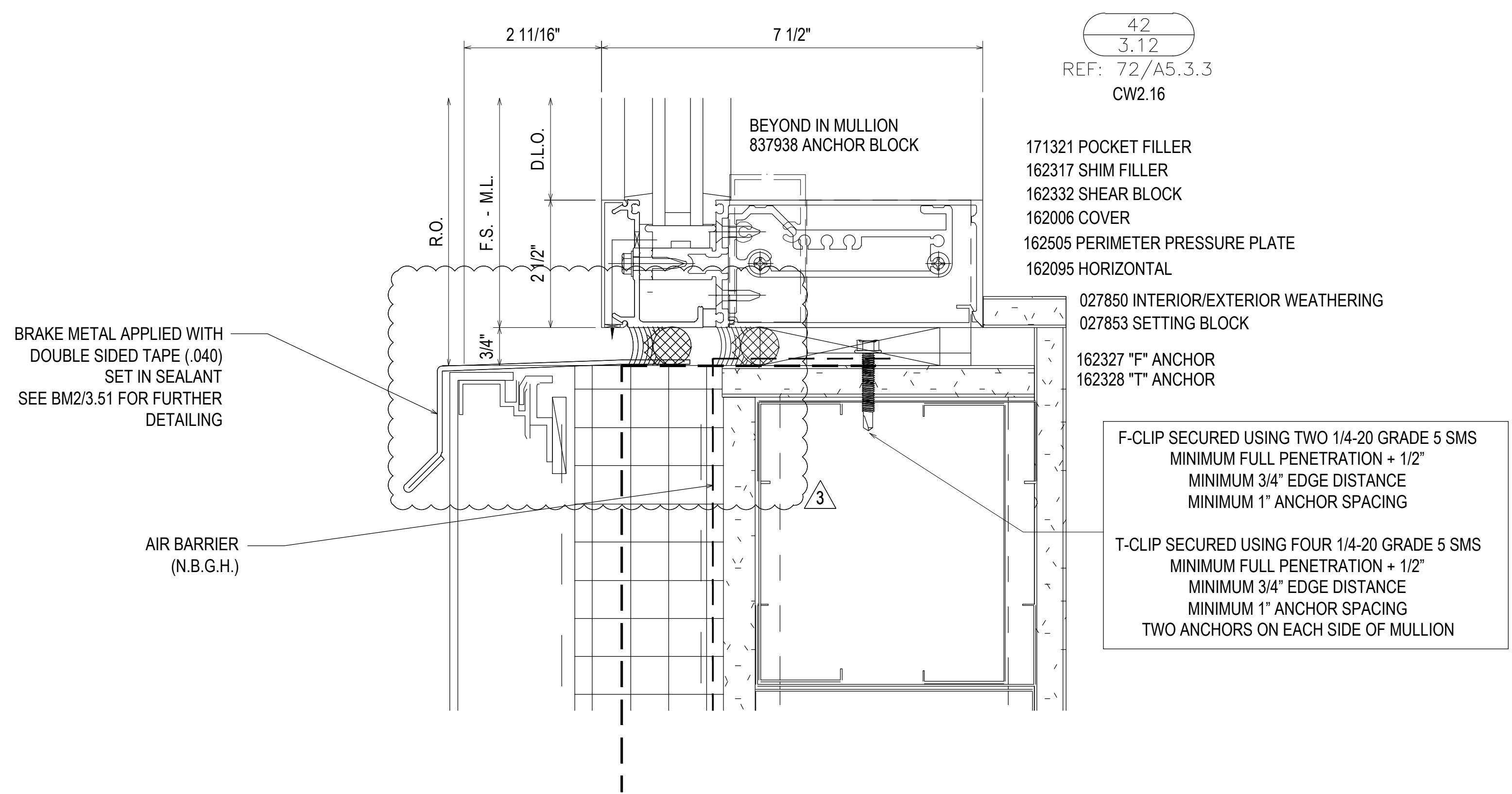
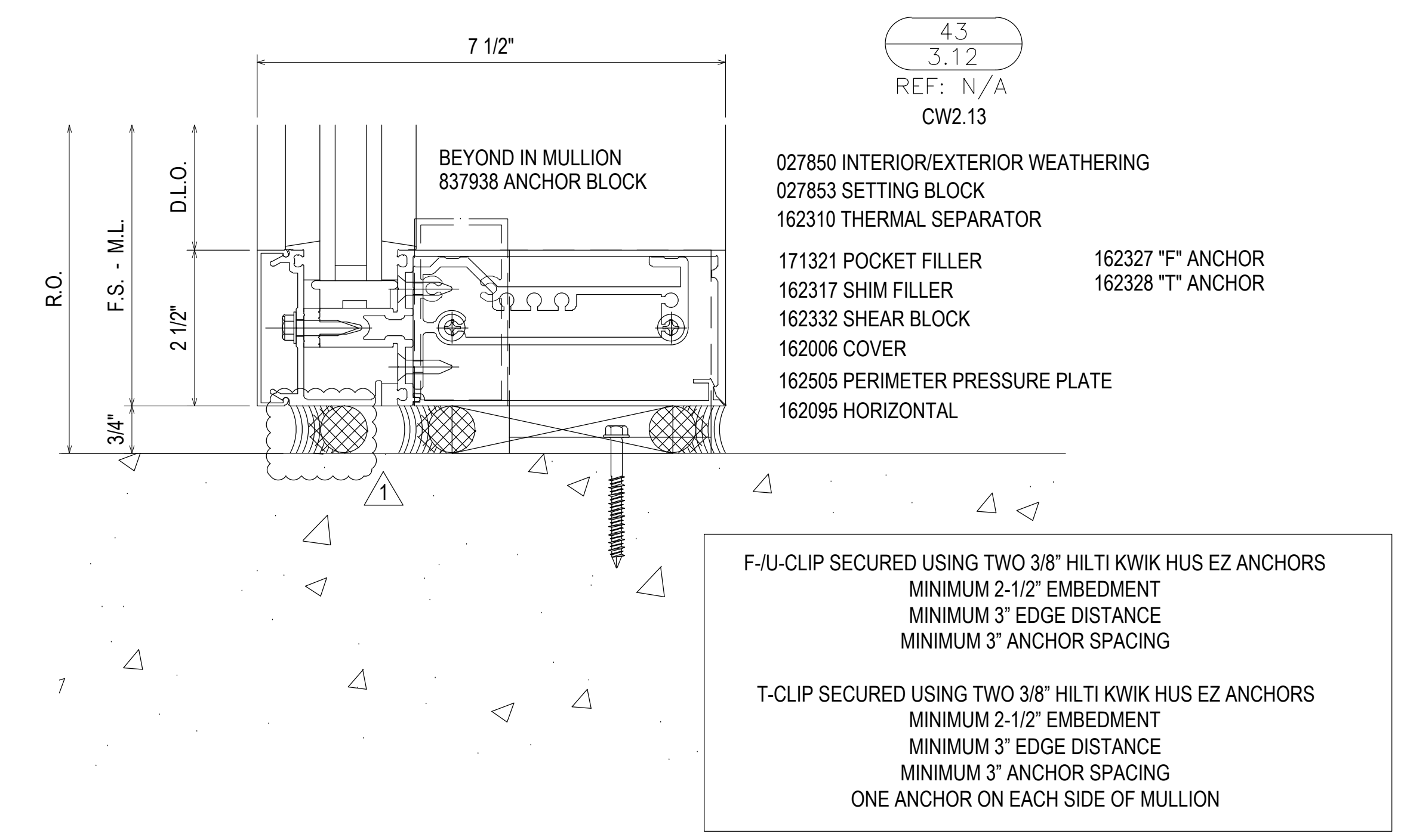
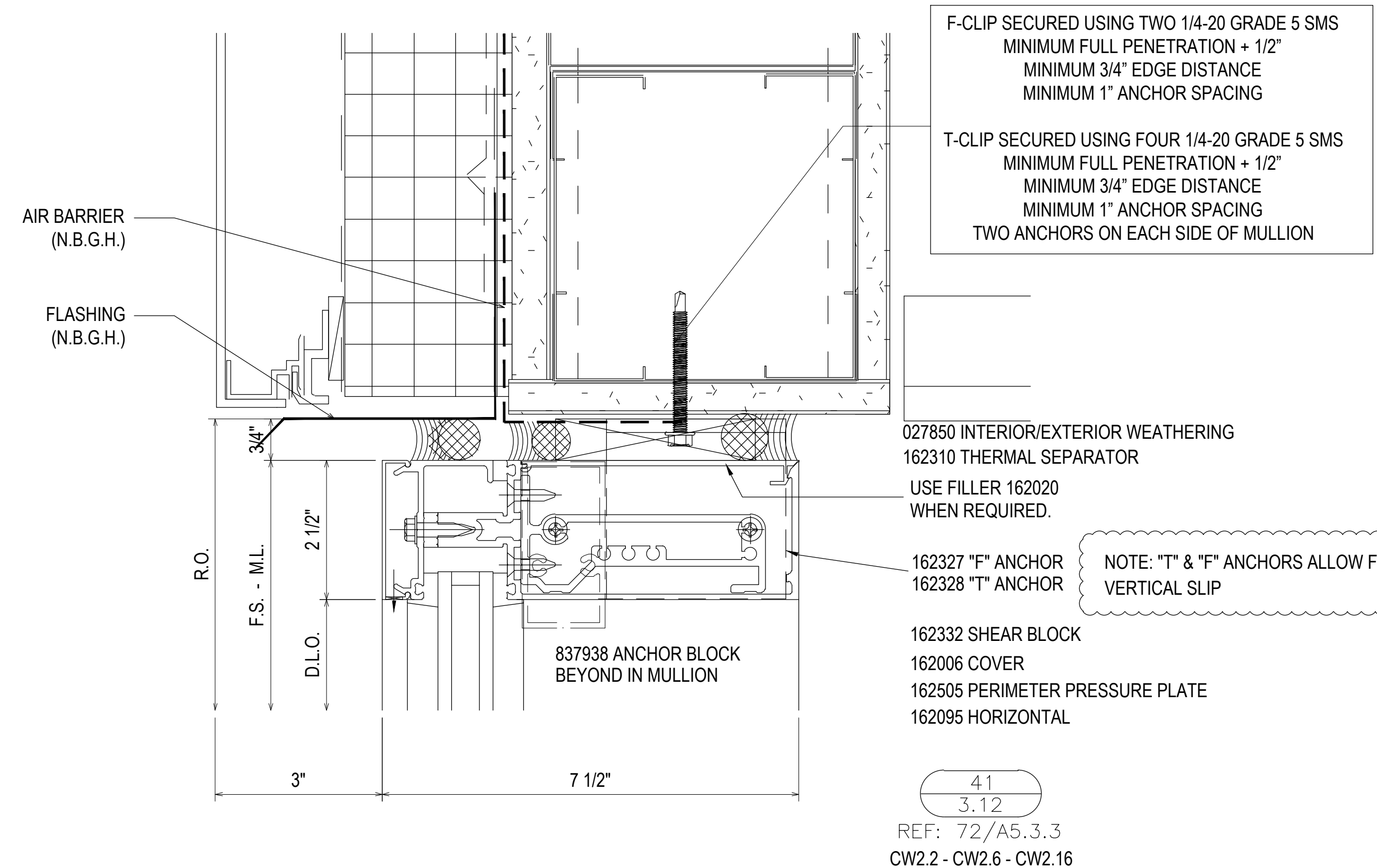
**GRAHAM-HODGE ASSOCIATES INC.**

**PIEDMONT ATHENS REGIONAL MASTER FACILITY PROJECT**  
ATHENS, GA 30606

**JOB # 19-017**

DRAWN BY:	DATE:
RA	05.27.20
CHECKED BY:	DATE:
JO	05.27.20





1ST REVISION	2ND REVISION (ENGINEERING)	3RD REVISION (CW)	4TH REVISION (RA)	DATE	DESCRIPTION
07.22.20	08.31.20	09.03.20	01.19.21		
NO	NO	NO	NO		

5TH REVISION (RADUS (RA))	6TH REVISION - CONNECTOR (RA)	7TH REVISION - CW2.19 (GFS)	8TH REVISION - EXTEND HEAD AND NOTCH (PH)	DATE	DESCRIPTION
02.17.21	03.31.21	04.12.21	03.01.22		
NO	NO	NO	NO		

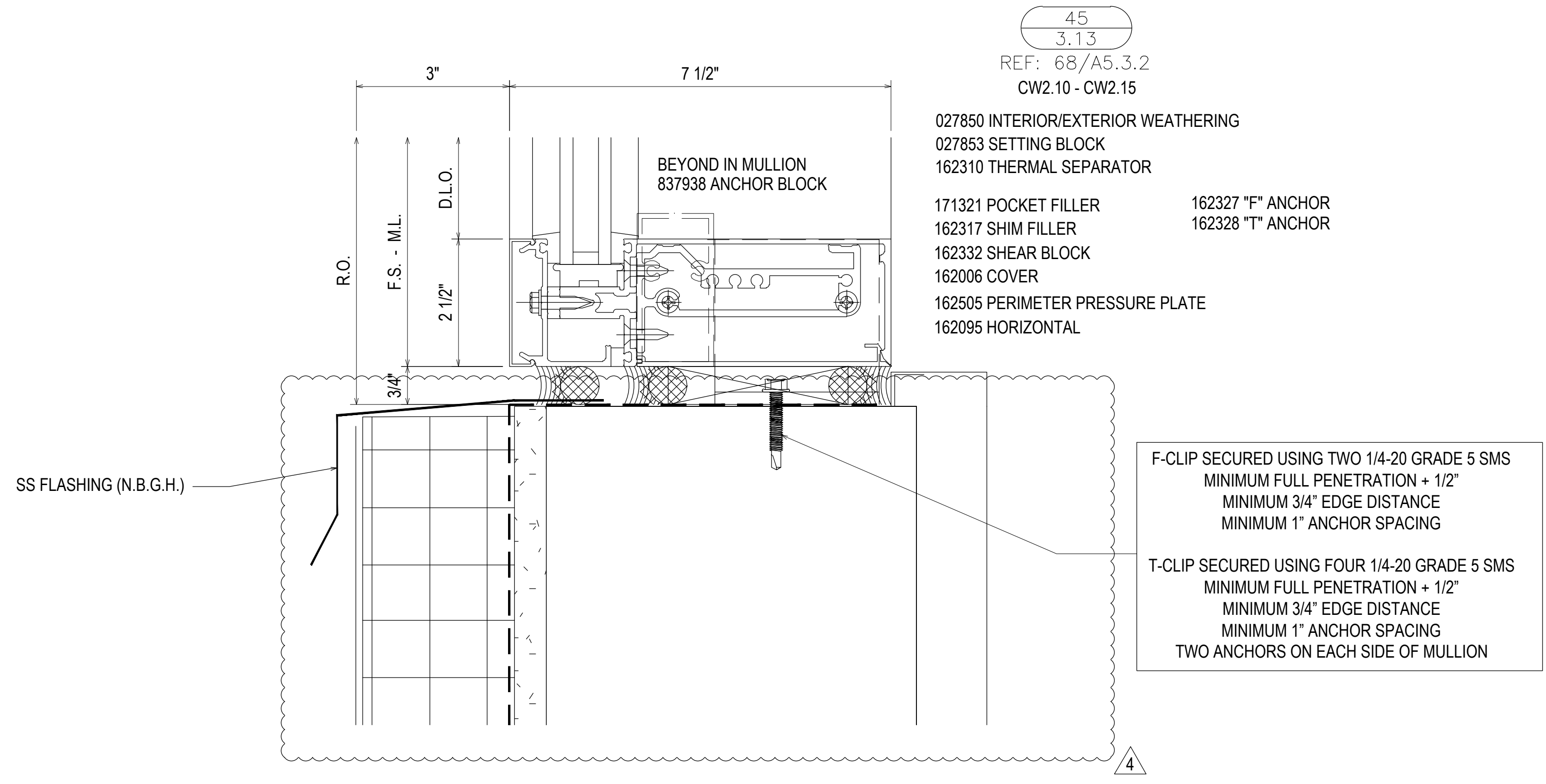
**PIEDMONT ATHENS REGIONAL  
 MASTER FACILITY PROJECT  
 ATHENS, GA 30606**

**GRAHAM-HODGE  
 ASSOCIATES INC.**

**JOB # 19-017**

DRAWN BY:	DATE:
RA	05.27.20
CHECKED BY:	DATE:
JO	05.27.20

**3.12**

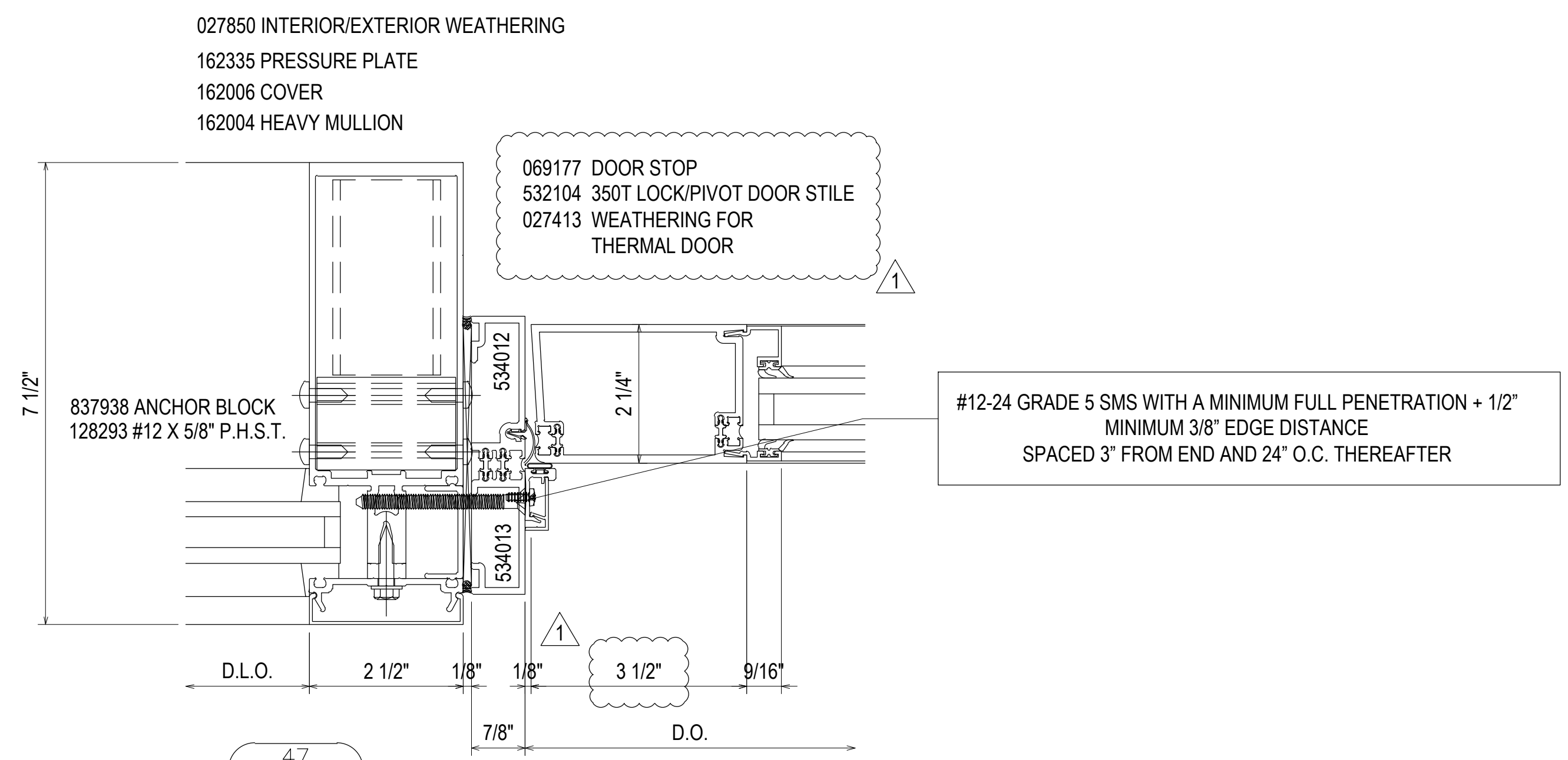


45  
3.13  
REF: 68/A5.3.2  
CW2.10 - CW2.15

- 027850 INTERIOR/EXTERIOR WEATHERING
- 027853 SETTING BLOCK
- 162310 THERMAL SEPARATOR
- 171321 POCKET FILLER
- 162317 SHIM FILLER
- 162332 SHEAR BLOCK
- 162006 COVER
- 162505 PERIMETER PRESSURE PLATE
- 162095 HORIZONTAL
- 162327 "F" ANCHOR
- 162328 "T" ANCHOR

F-CLIP SECURED USING TWO 1/4-20 GRADE 5 SMS  
MINIMUM FULL PENETRATION + 1/2"  
MINIMUM 3/4" EDGE DISTANCE  
MINIMUM 1" ANCHOR SPACING

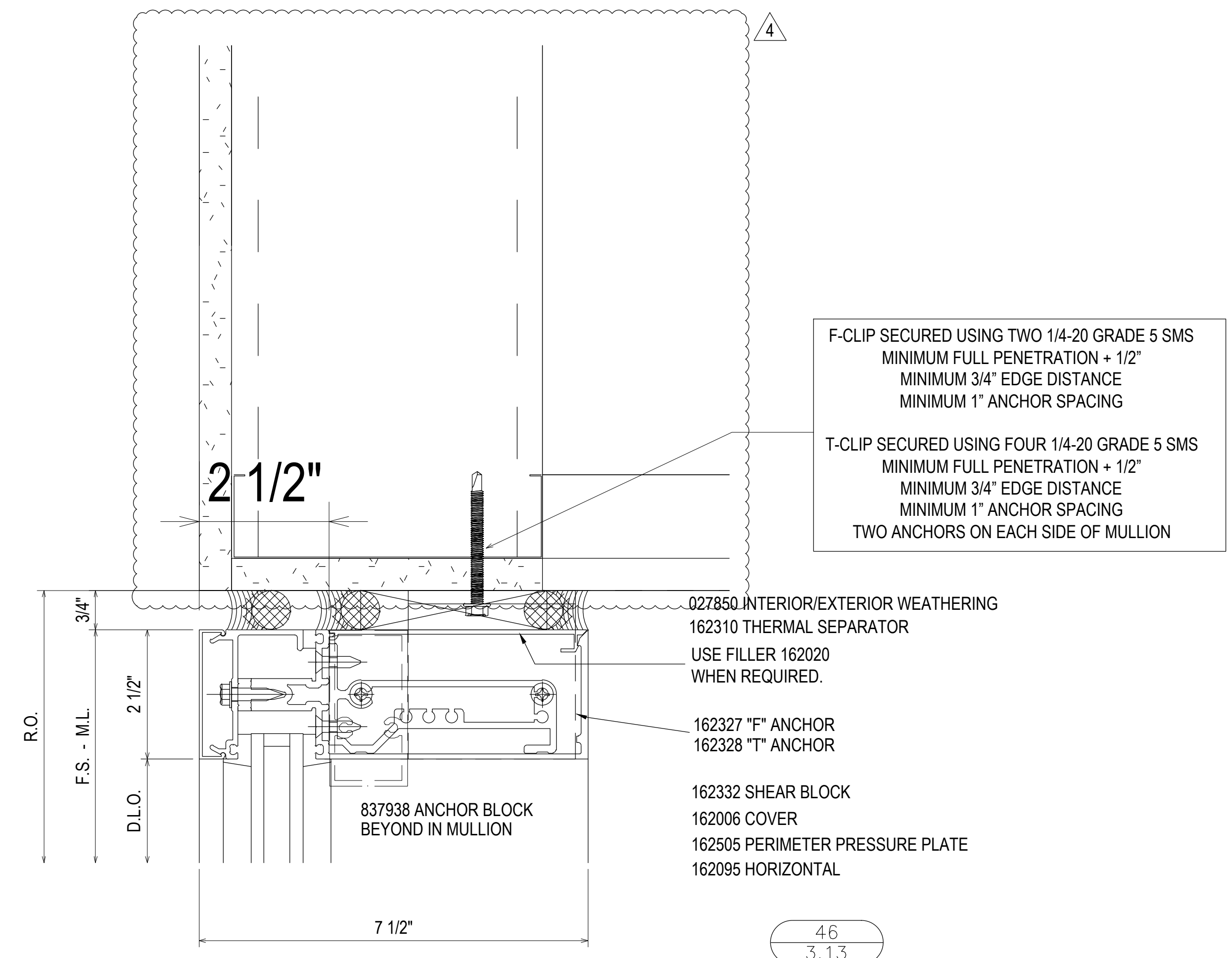
T-CLIP SECURED USING FOUR 1/4-20 GRADE 5 SMS  
MINIMUM FULL PENETRATION + 1/2"  
MINIMUM 3/4" EDGE DISTANCE  
MINIMUM 1" ANCHOR SPACING  
TWO ANCHORS ON EACH SIDE OF MULLION



47  
3.13  
REF: N/A  
1 - 4 - CW2.9 - CW2.14

- 027850 INTERIOR/EXTERIOR WEATHERING
- 162335 PRESSURE PLATE
- 162006 COVER
- 162004 HEAVY MULLION

#12-24 GRADE 5 SMS WITH A MINIMUM FULL PENETRATION + 1/2"  
MINIMUM 3/8" EDGE DISTANCE  
SPACED 3" FROM END AND 24" O.C. THEREAFTER

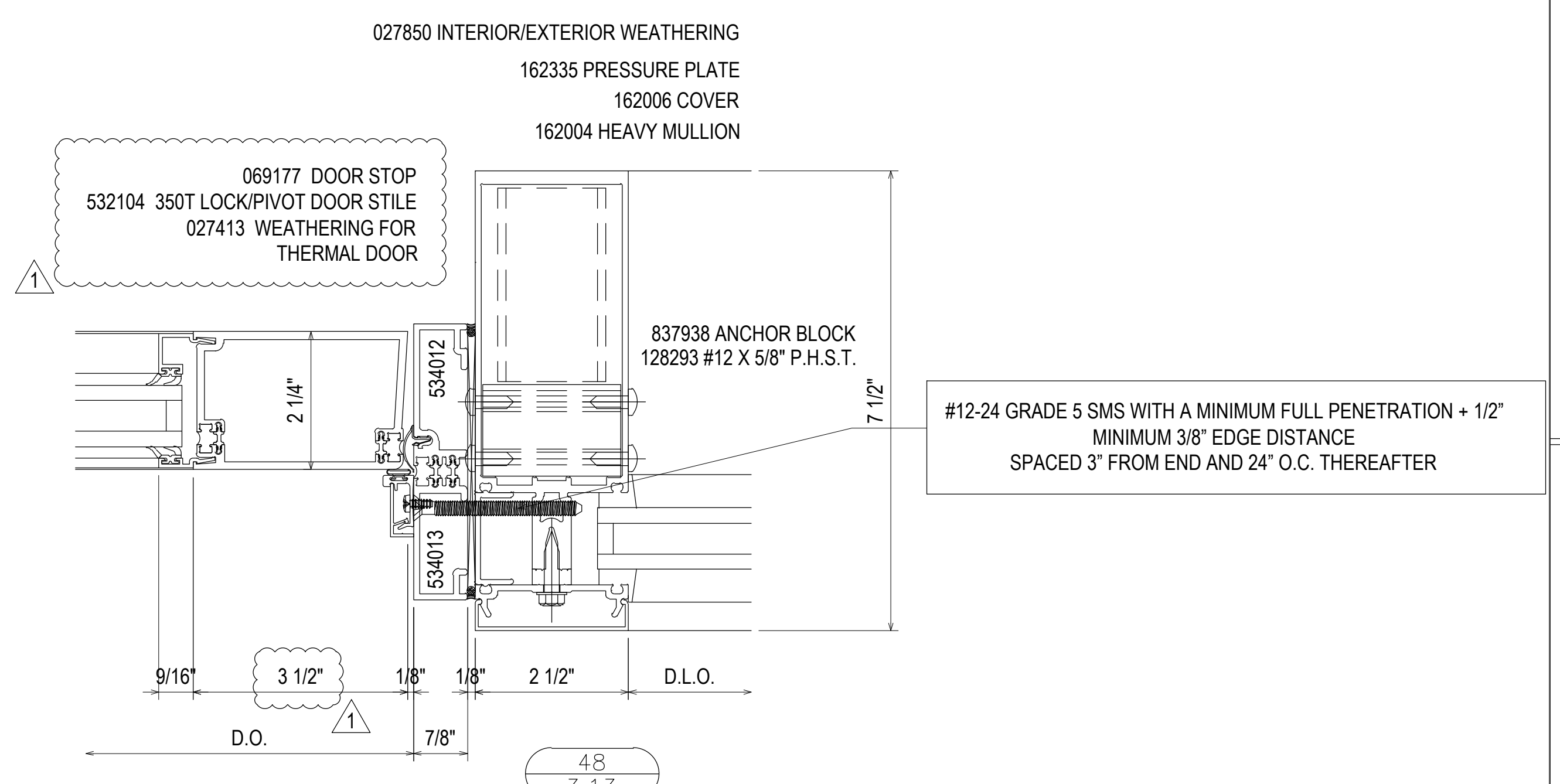


46  
3.13  
REF: N/A  
CW2.13 - CW2.15 - CW2.19

F-CLIP SECURED USING TWO 1/4-20 GRADE 5 SMS  
MINIMUM FULL PENETRATION + 1/2"  
MINIMUM 3/4" EDGE DISTANCE  
MINIMUM 1" ANCHOR SPACING

T-CLIP SECURED USING FOUR 1/4-20 GRADE 5 SMS  
MINIMUM FULL PENETRATION + 1/2"  
MINIMUM 3/4" EDGE DISTANCE  
MINIMUM 1" ANCHOR SPACING  
TWO ANCHORS ON EACH SIDE OF MULLION

- 027850 INTERIOR/EXTERIOR WEATHERING
- 162310 THERMAL SEPARATOR
- USE FILLER 162020 WHEN REQUIRED.
- 162327 "F" ANCHOR
- 162328 "T" ANCHOR
- 162332 SHEAR BLOCK
- 162006 COVER
- 162505 PERIMETER PRESSURE PLATE
- 162095 HORIZONTAL



48  
3.13  
REF: N/A  
1 - 4 - CW2.9 - CW2.14

- 027850 INTERIOR/EXTERIOR WEATHERING
- 162335 PRESSURE PLATE
- 162006 COVER
- 162004 HEAVY MULLION

#12-24 GRADE 5 SMS WITH A MINIMUM FULL PENETRATION + 1/2"  
MINIMUM 3/8" EDGE DISTANCE  
SPACED 3" FROM END AND 24" O.C. THEREAFTER

REVISION	DATE	DESCRIPTION	SUBMISSION
1ST REVISION	07.22.20		DRAWING
2ND REVISION (ENGINEERING)	08.31.20		SUBMISSION
3RD REVISION (CW)	09.03.20		
4TH REVISION (RA)	01.19.21		

REVISION	DATE	DESCRIPTION	SUBMISSION
5TH REVISION - RADIUS (RA)	02.17.21		DRAWING
6TH REVISION - CONNECTOR (RA)	03.31.21		SUBMISSION
7TH REVISION - CW2.19 (GFS)	04.12.21		
8TH REVISION - EXTEND HEAD AND NOTCH (PH)	03.01.22		

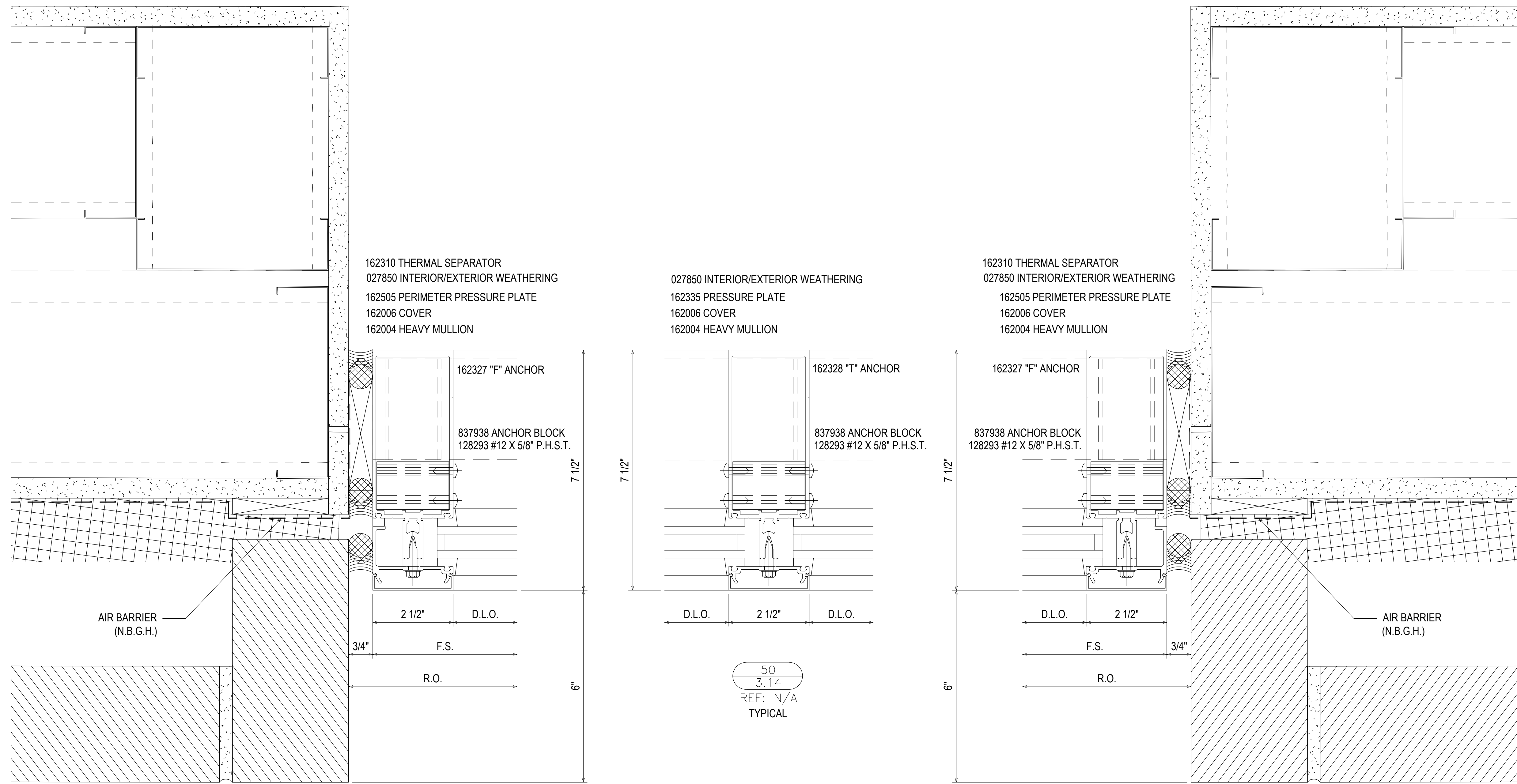
PIEDMONT ATHENS REGIONAL  
MASTER FACILITY PROJECT  
ATHENS, GA 30606



JOB # 19-017

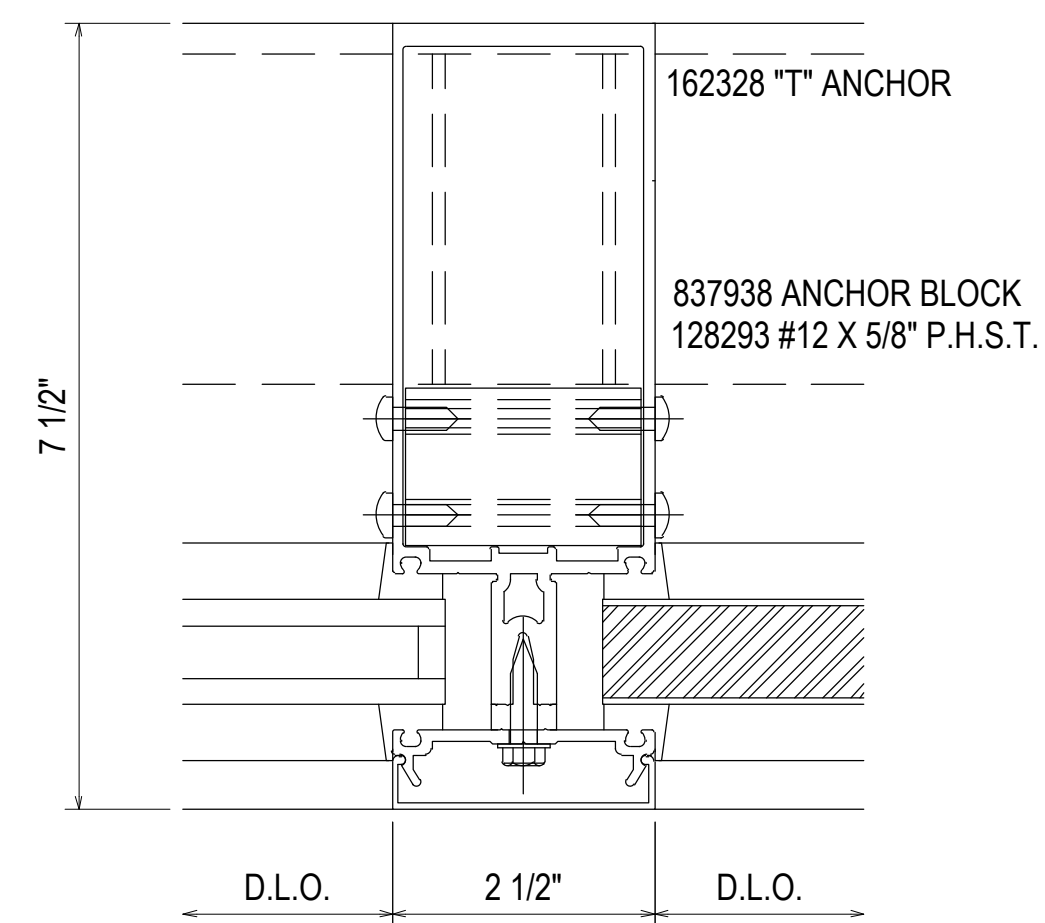
DRAWN BY:	DATE:
RA	05.27.20
CHECKED BY:	DATE:
JO	05.27.20

3.13



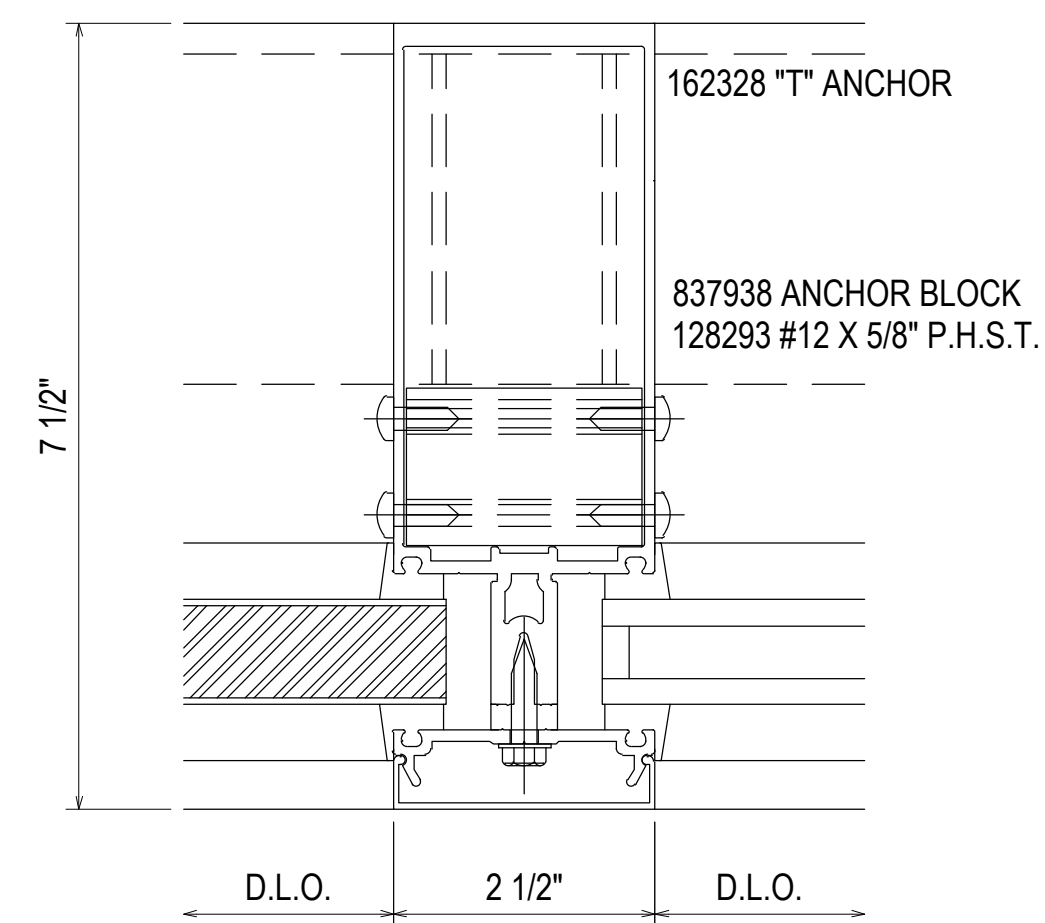
49  
3.14  
REF: 19/A5.2.1  
1 - 2 - 2A - 3 - 4 - CW2.5  
CW2.10

027850 INTERIOR/EXTERIOR WEATHERING  
162335 PRESSURE PLATE  
162006 COVER  
162004 HEAVY MULLION



50A  
3.14  
REF: N/A  
1 - 2 - 2A - 3 - 4  
CW2.5 - CW2.10

027850 INTERIOR/EXTERIOR WEATHERING  
162335 PRESSURE PLATE  
162006 COVER  
162004 HEAVY MULLION



50B  
3.14  
REF: N/A  
1 - 2 - 2A - 3 - 4  
CW2.5 - CW2.10

51  
3.14  
REF: 19/A5.2.1  
1 - 2 - 2A - 3 - 4 - CW2.5  
CW2.10

07.22.20	1ST REVISION				
08.31.20	2ND REVISION (ENGINEERING)				
09.03.20	3RD REVISION (CW)				
01.19.21	4TH REVISION (RA)				
	DESCRIPTION	NO	DATE		DRAWING SUBMISSION
02.17.21	5TH REVISION - RADIUS (RA)				
03.31.21	6TH REVISION - CONNECTOR (RA)				
04.12.21	7TH REVISION - CW2.19 (GFS)				
03.01.22	8TH REVISION - EXTEND HEAD AND NOTCH (PH)				
	DESCRIPTION	NO	DATE		DRAWING SUBMISSION

**PIEDMONT ATHENS REGIONAL  
MASTER FACILITY PROJECT  
ATHENS, GA 30606**

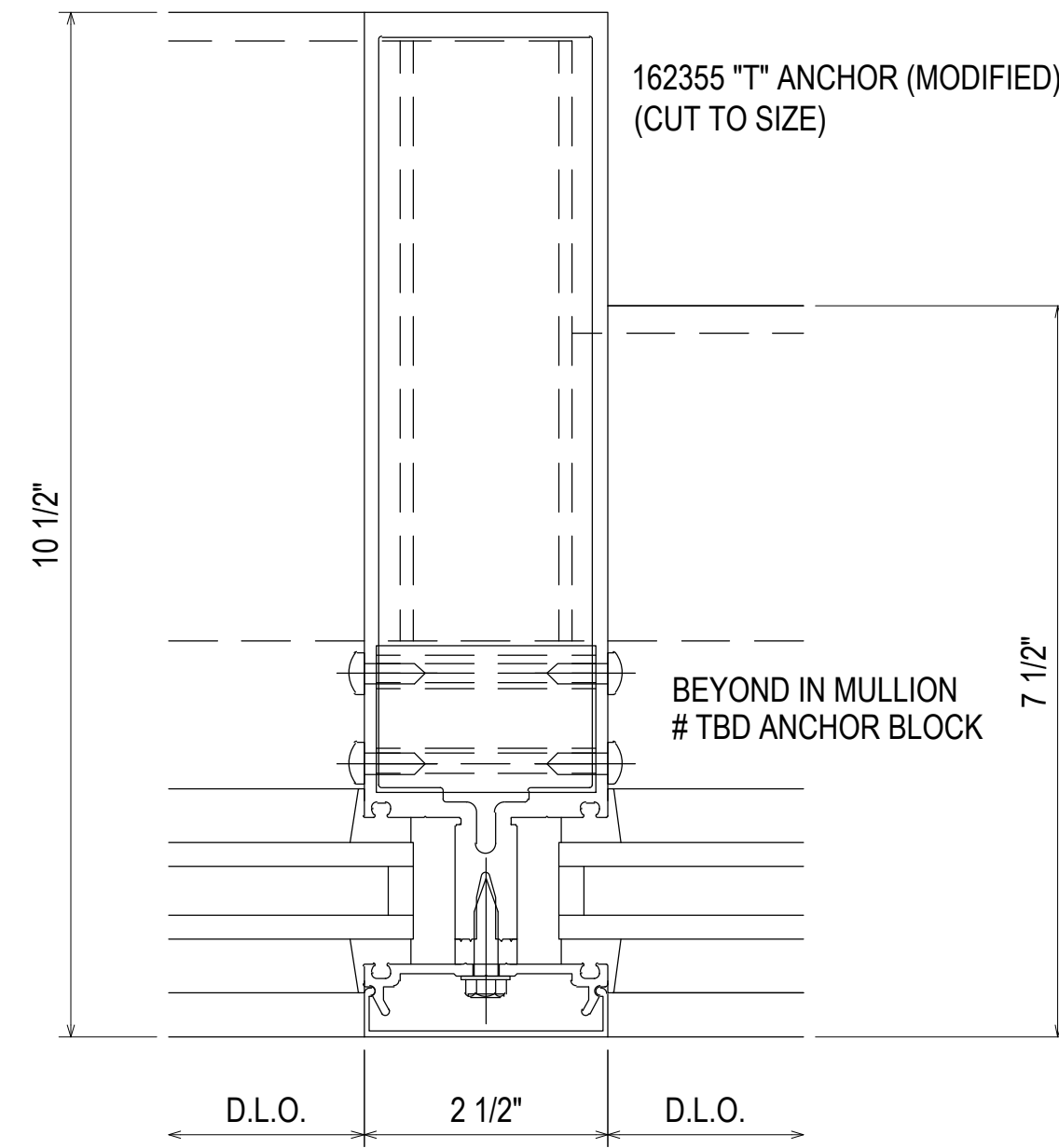
**GRAHAM-HODGE  
ASSOCIATES INC.**

JOB # 19-017

DRAWN BY: RA DATE: 05.27.20  
CHECKED BY: JO DATE: 05.27.20

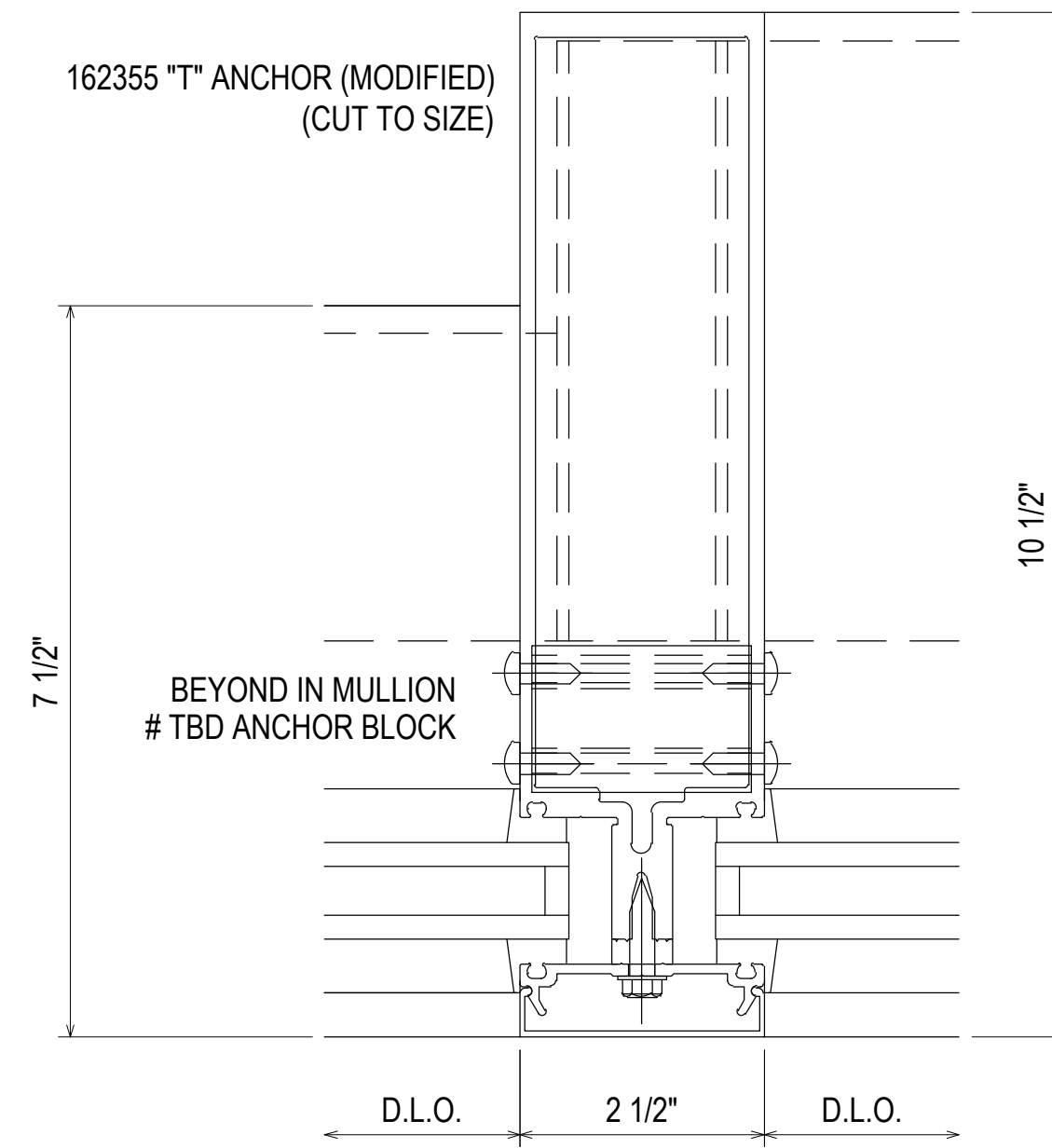
**3.14**

027850 INTERIOR/EXTERIOR WEATHERING  
 162064 MULLION  
 162335 PRESSURE PLATE  
 162006 COVER

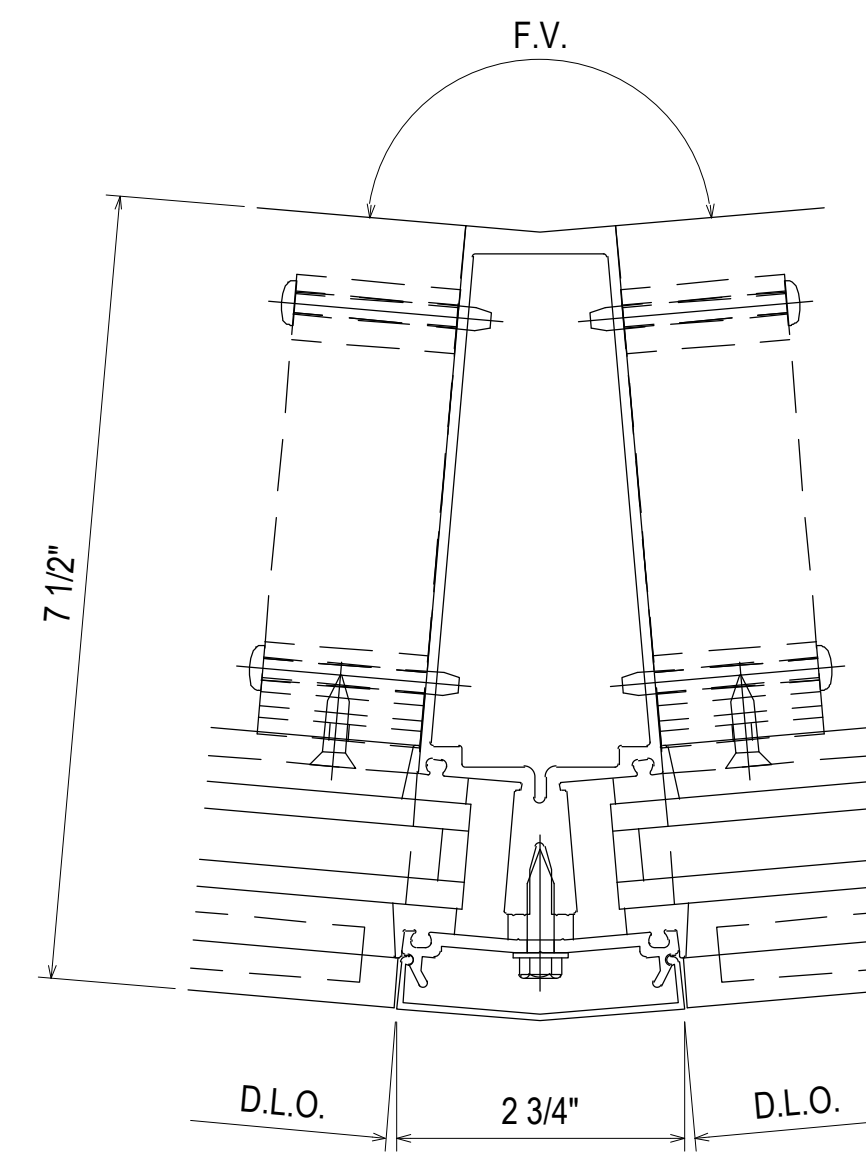


52  
 3.15  
 REF: N/A  
 CW2 - CW2A.4

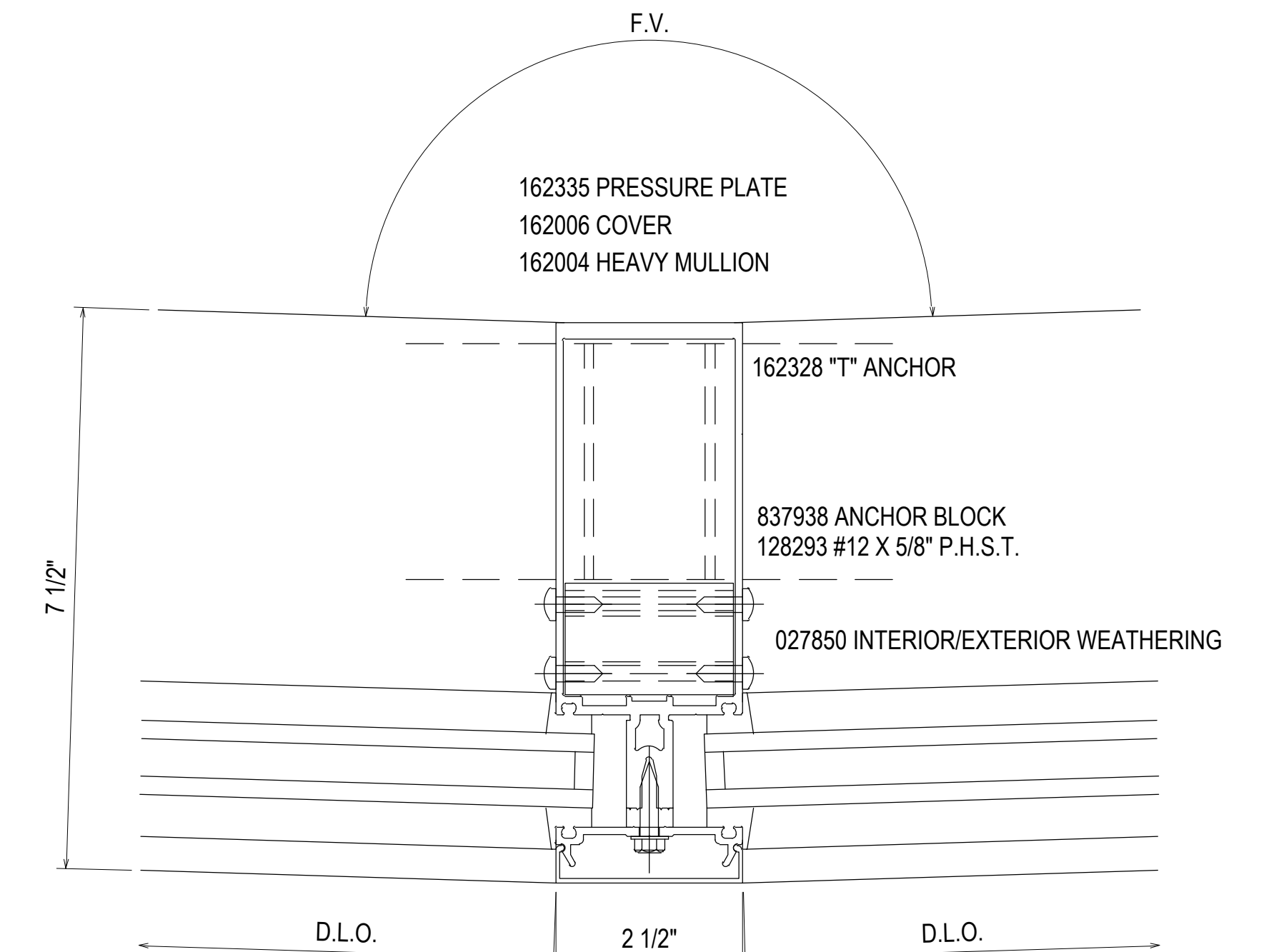
027850 INTERIOR/EXTERIOR WEATHERING  
 162064 MULLION  
 162335 PRESSURE PLATE  
 162006 COVER



53  
 3.15  
 REF: N/A  
 CW2.2 - CW2A

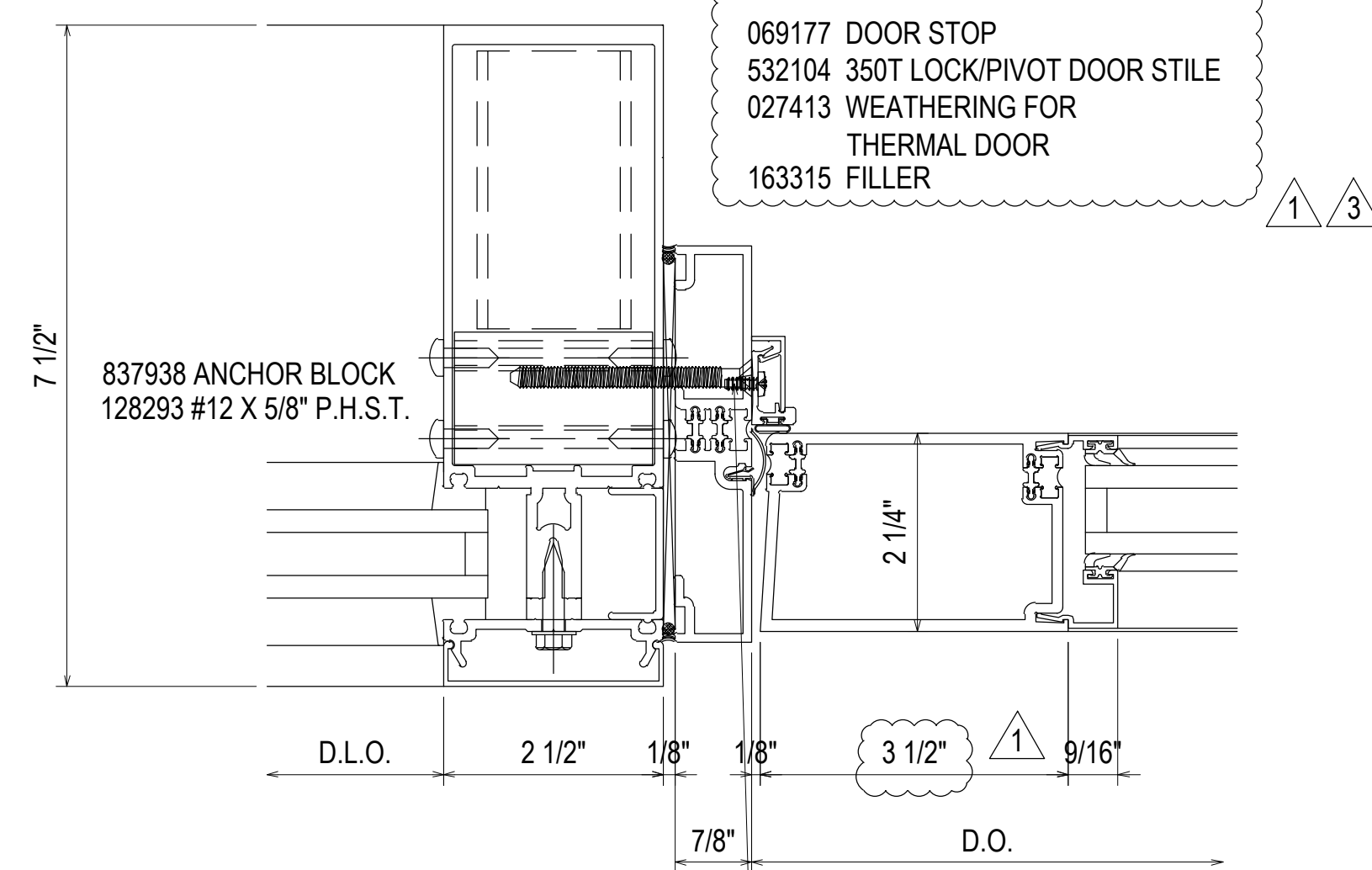


54  
 3.15  
 REF: N/A  
 CW2



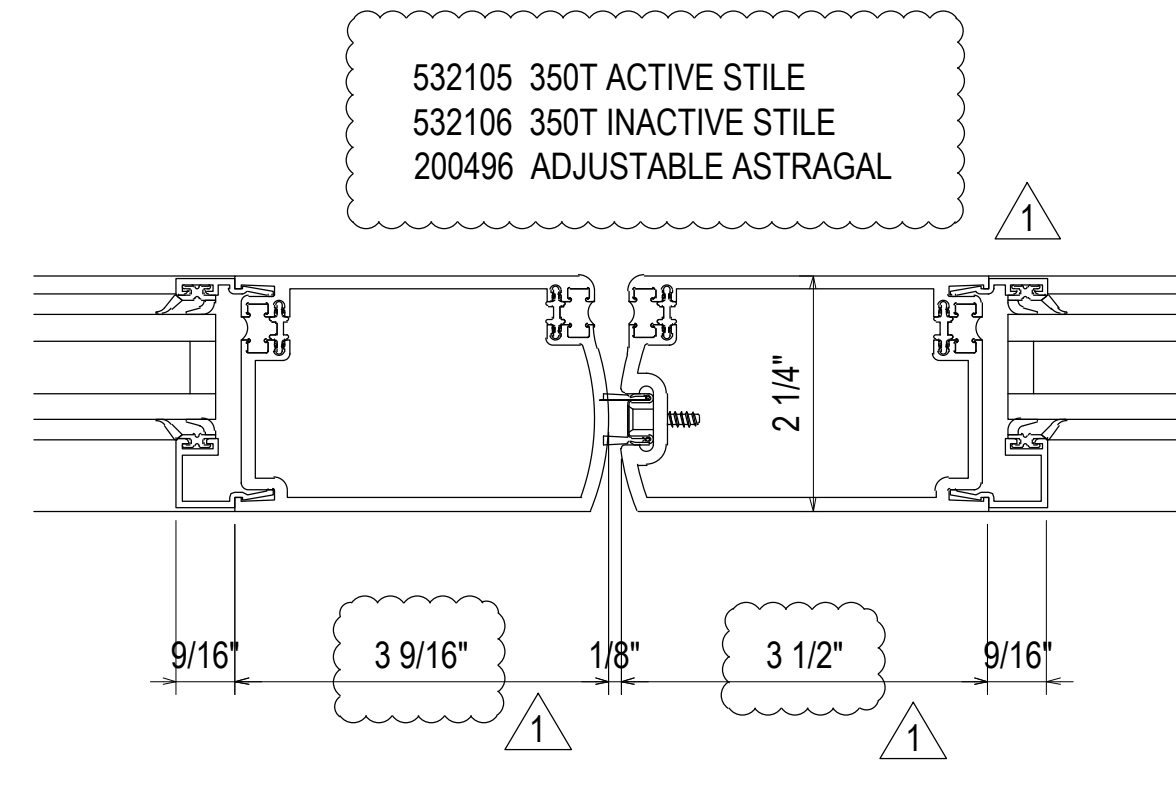
55  
 3.15  
 REF: N/A  
 CW2

027850 INTERIOR/EXTERIOR WEATHERING  
 162335 PRESSURE PLATE  
 162006 COVER  
 162004 HEAVY MULLION



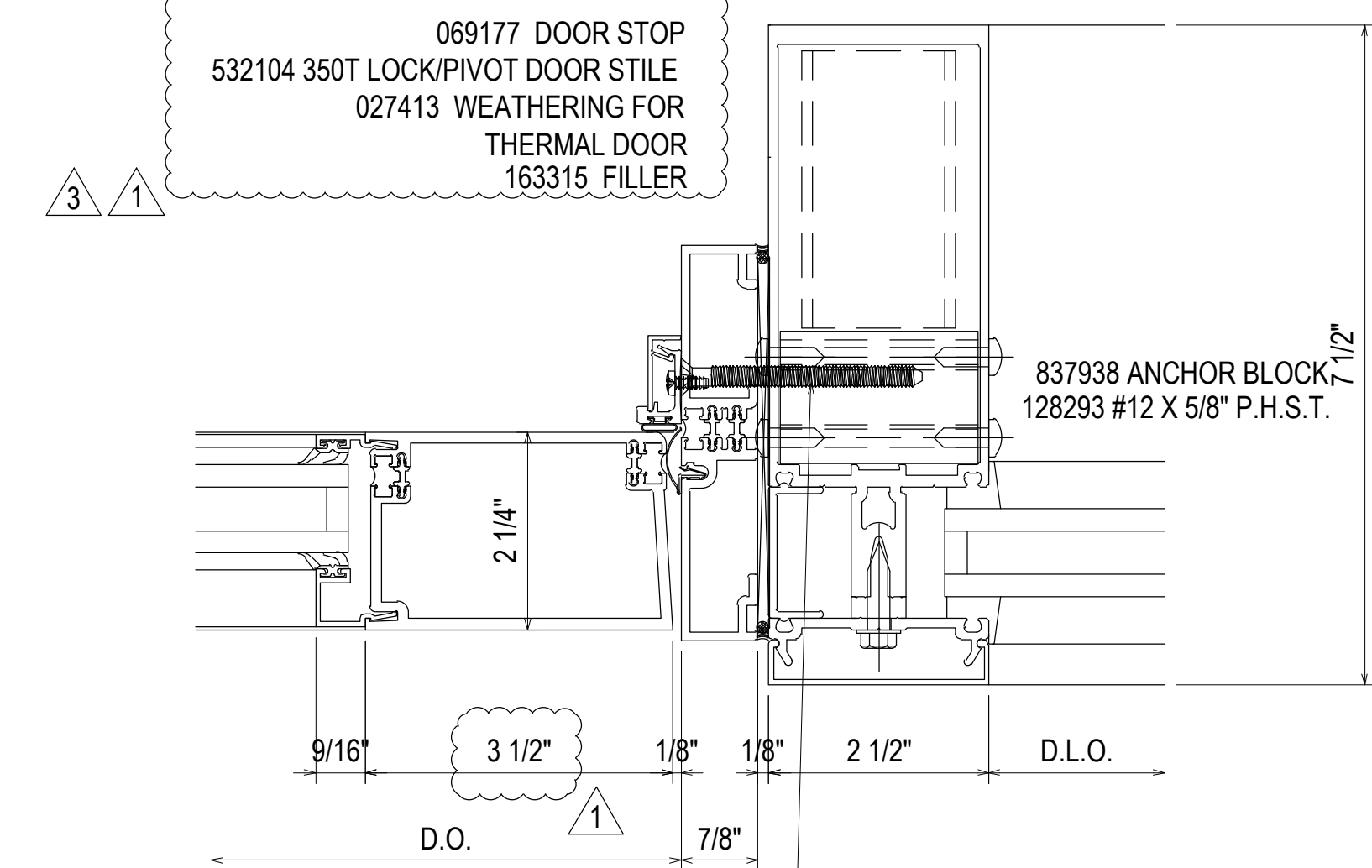
56  
 3.15  
 REF: N/A  
 CW2 - CW2.2 - CW2.3  
 CW2.12 - CW2.13 - CW2.15

#12-24 GRADE 5 SMS WITH A MINIMUM FULL PENETRATION + 1/2\"/>
 MINIMUM 3/8\"/>
 EDGE DISTANCE  
 SPACED 3\"/>
 FROM END AND 24\"/>
 O.C. THEREAFTER



57  
 3.15  
 REF: N/A  
 CW2.3 - CW2.9  
 CW2.12 - CW2.13  
 CW2A.1

027850 INTERIOR/EXTERIOR WEATHERING  
 162335 PRESSURE PLATE  
 162006 COVER  
 162004 HEAVY MULLION



58  
 3.15  
 REF: N/A  
 CW2 - CW2.2 - CW2.3  
 CW2.12 - CW2.13 - CW2.15

#12-24 GRADE 5 SMS WITH A MINIMUM FULL PENETRATION + 1/2\"/>
 MINIMUM 3/8\"/>
 EDGE DISTANCE  
 SPACED 3\"/>
 FROM END AND 24\"/>
 O.C. THEREAFTER

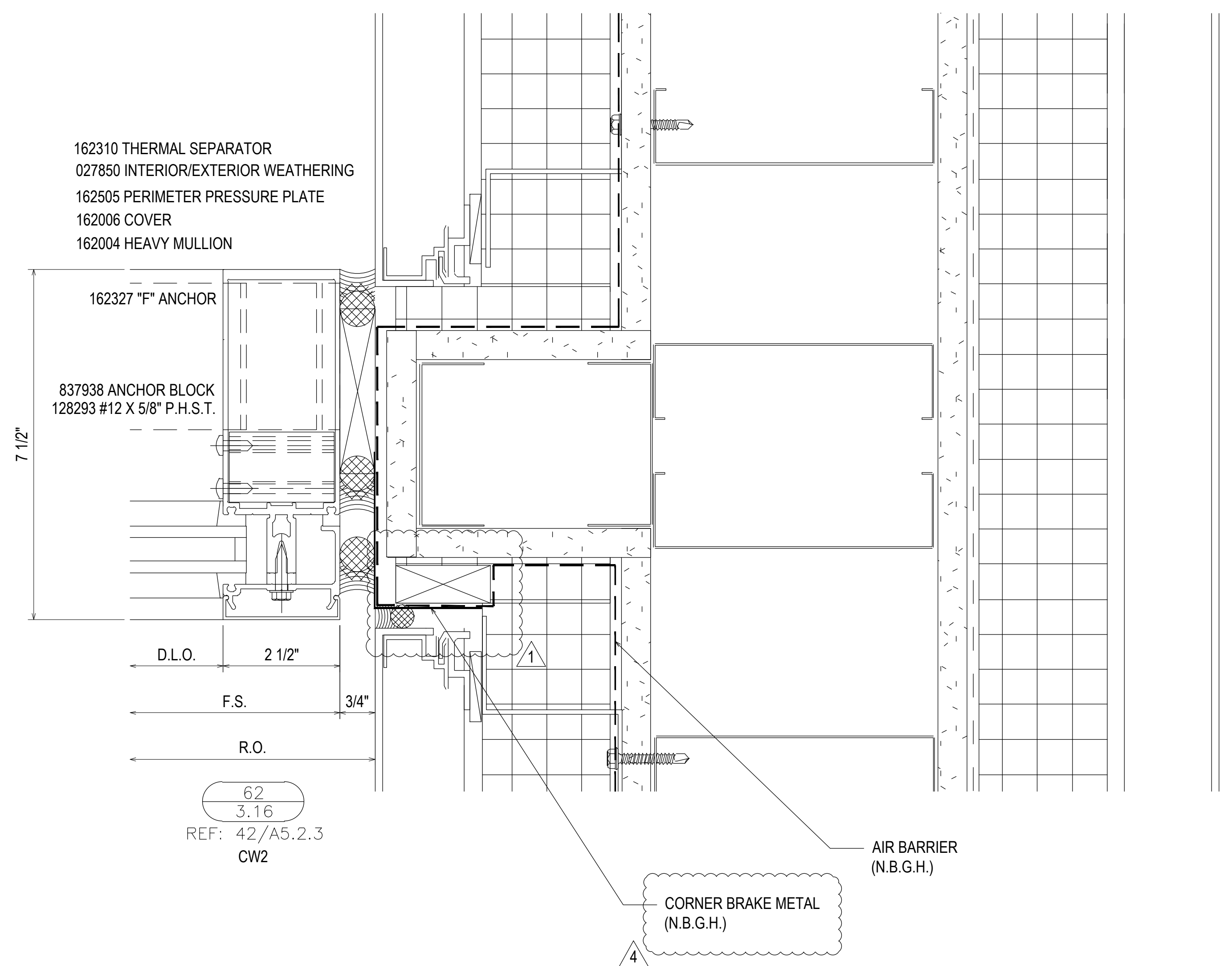
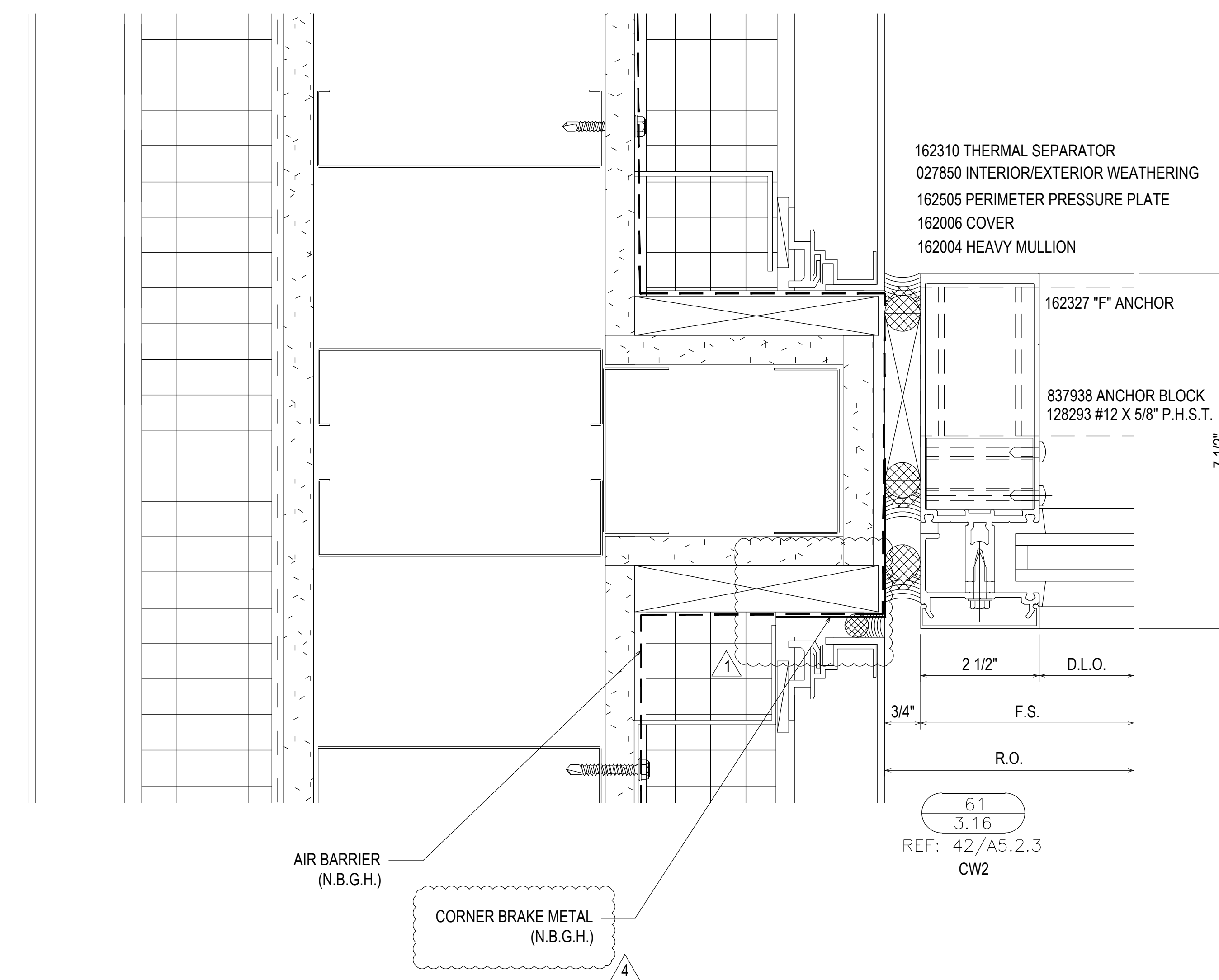
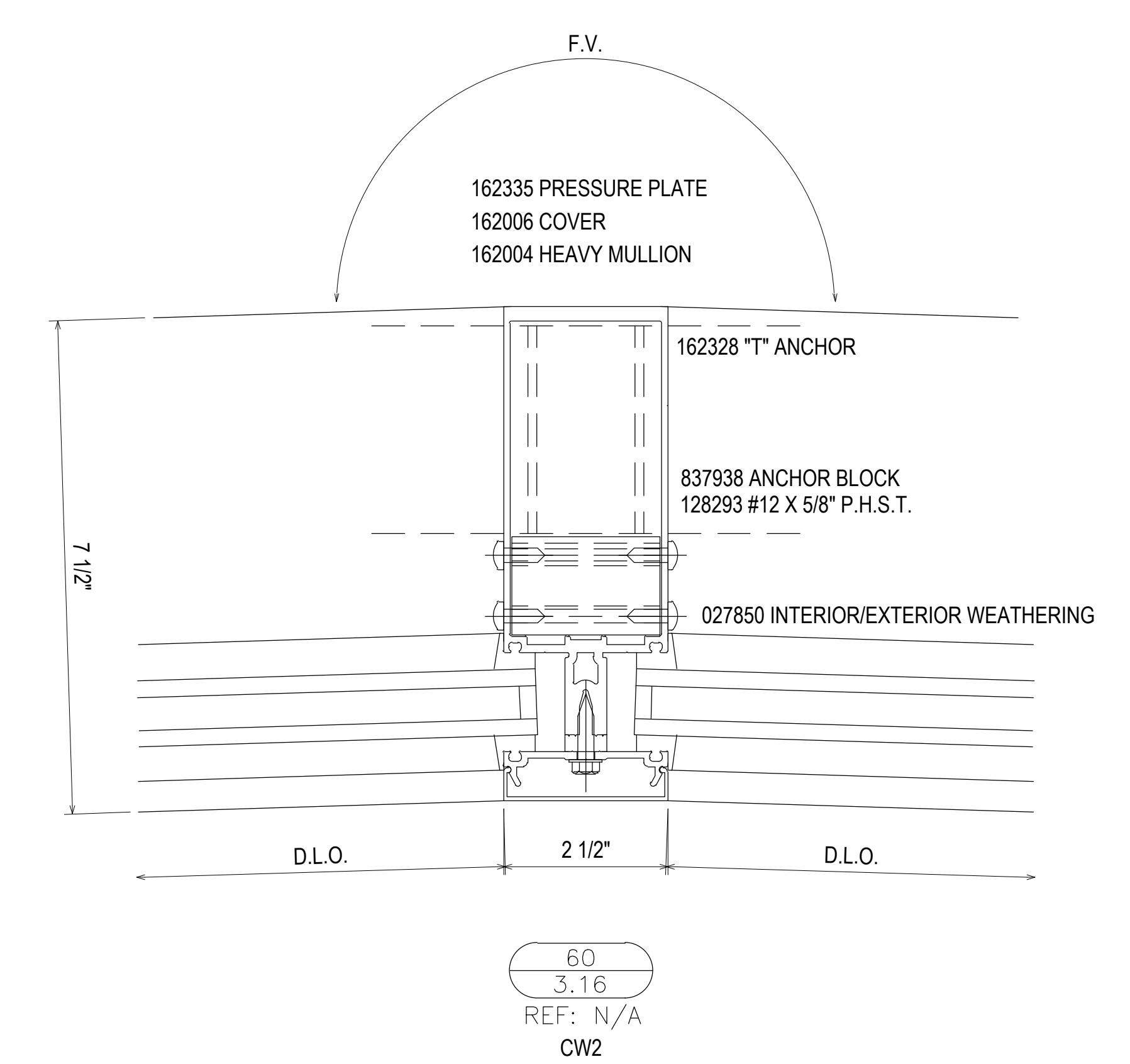
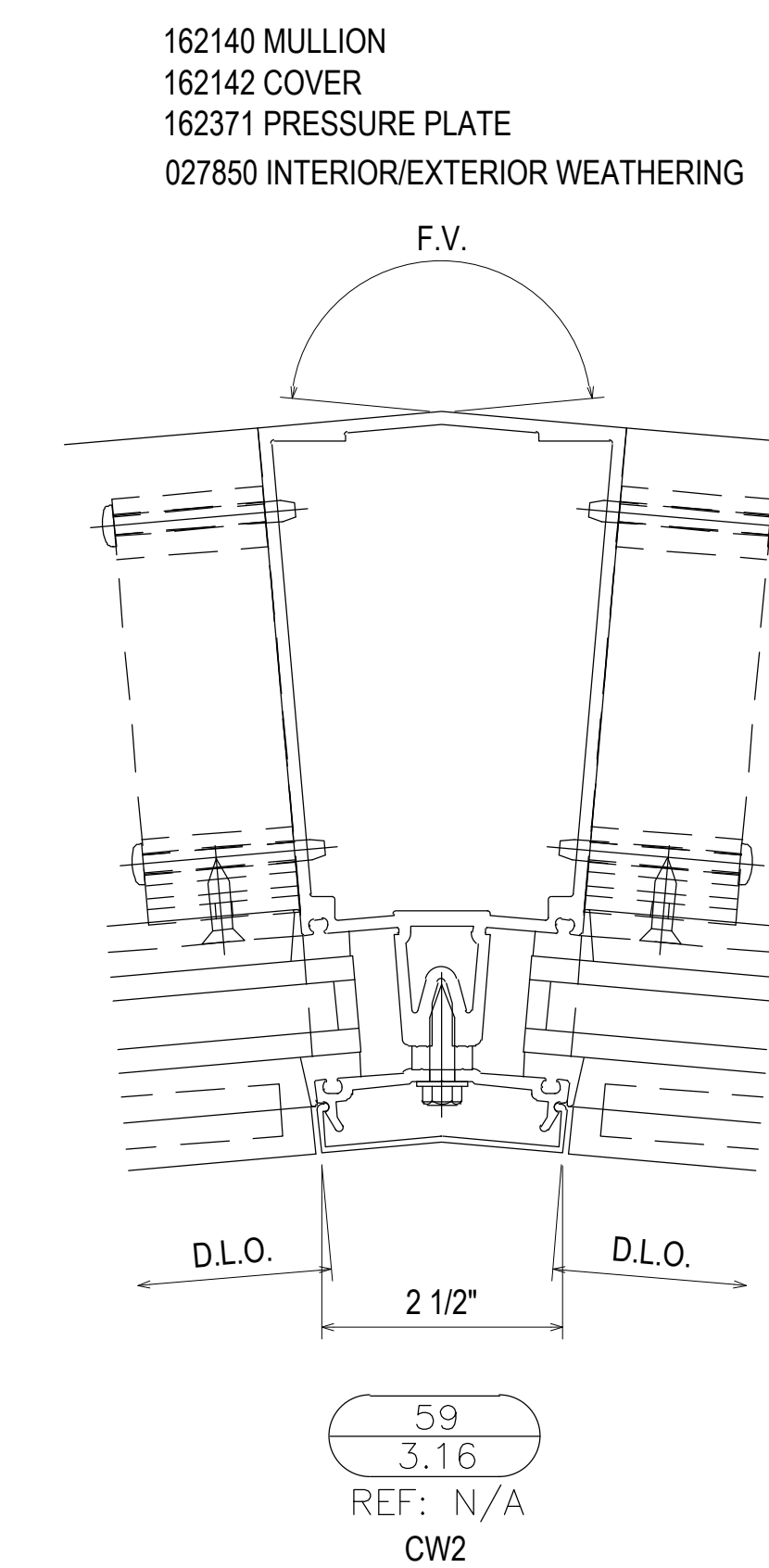
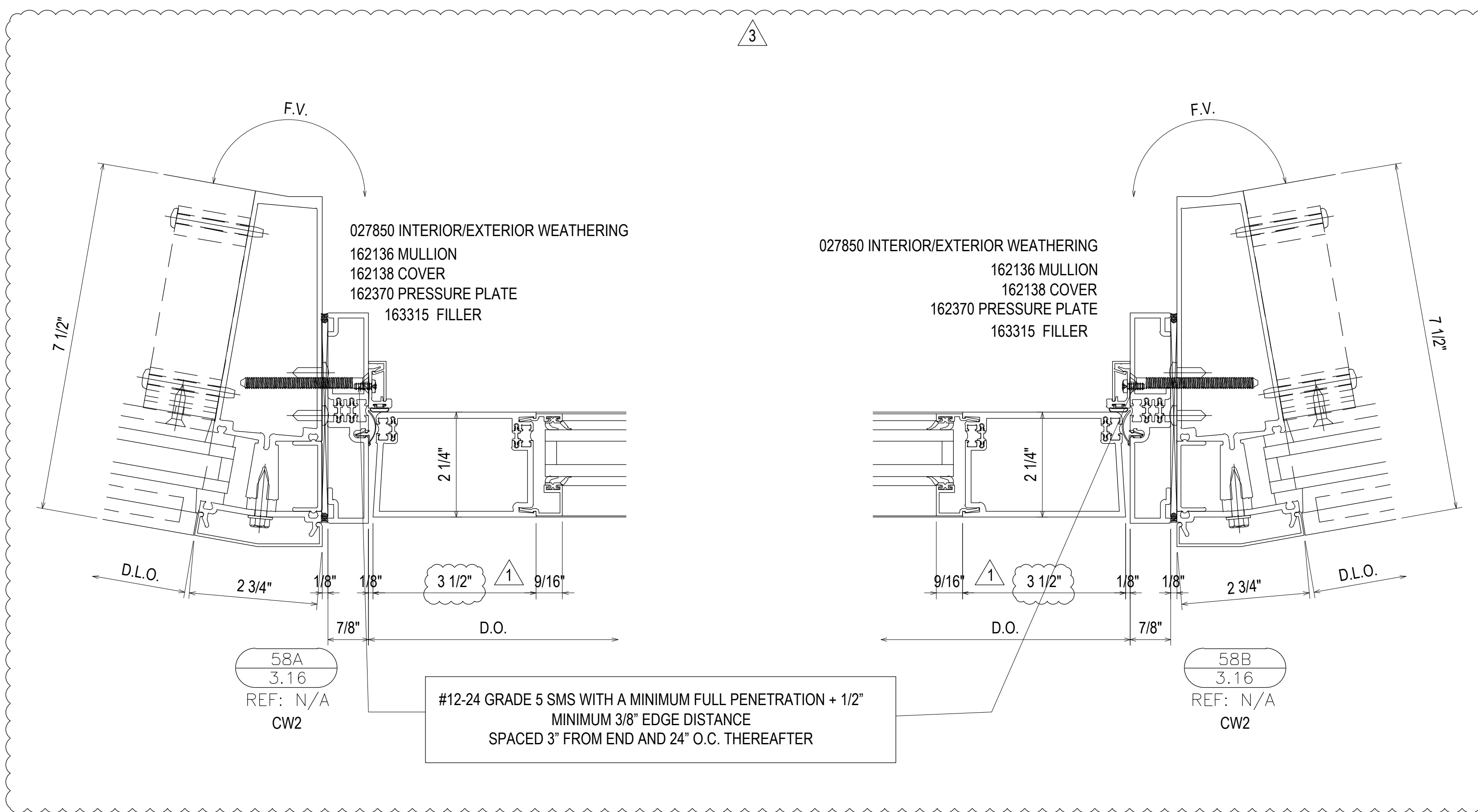
DATE	DESCRIPTION	DATE	DESCRIPTION
07.22.20	1ST REVISION	02.17.21	5TH REVISION - RADIUS (RA)
08.31.20	2ND REVISION (ENGINEERING)	03.31.21	6TH REVISION - CONNECTOR (RA)
09.03.20	3RD REVISION (CW)	04.10.21	7TH REVISION - CW2.19 (GFS)
01.19.21	4TH REVISION (RA)	05.01.22	8TH REVISION - EXTEND HEAD AND NOTCH (PH)

PIEDMONT ATHENS REGIONAL  
 MASTER FACILITY PROJECT  
 ATHENS, GA 30606



JOB # 19-017

DRAWN BY:	DATE:
RA	05.27.20
CHECKED BY:	DATE:
JO	05.27.20




1ST REVISION	07.22.20	DATE	DESCRIPTION	NO
2ND REVISION (ENGINEERING)	08.31.20 <td>DATE <td></td> <td></td> </td>	DATE <td></td> <td></td>		
3RD REVISION (CW)	09.03.20 <td>DATE <td></td> <td></td> </td>	DATE <td></td> <td></td>		
4TH REVISION (RA)	01.19.21 <td>DATE <td></td> <td></td> </td>	DATE <td></td> <td></td>		

5TH REVISION (RA)	02.17.21	DATE	DESCRIPTION	NO
6TH REVISION - CONNECTOR (RA) <td>03.31.21 <td>DATE <td></td> <td></td> </td></td>	03.31.21 <td>DATE <td></td> <td></td> </td>	DATE <td></td> <td></td>		
7TH REVISION - CW2 (GFS) <td>04.12.21 <td>DATE <td></td> <td></td> </td></td>	04.12.21 <td>DATE <td></td> <td></td> </td>	DATE <td></td> <td></td>		
8TH REVISION - EXTEND HEAD AND NOTCH (CP) <td>03.01.22 <td>DATE <td></td> <td></td> </td></td>	03.01.22 <td>DATE <td></td> <td></td> </td>	DATE <td></td> <td></td>		

**PIEDMONT ATHENS REGIONAL  
MASTER FACILITY PROJECT  
ATHENS, GA 30606**

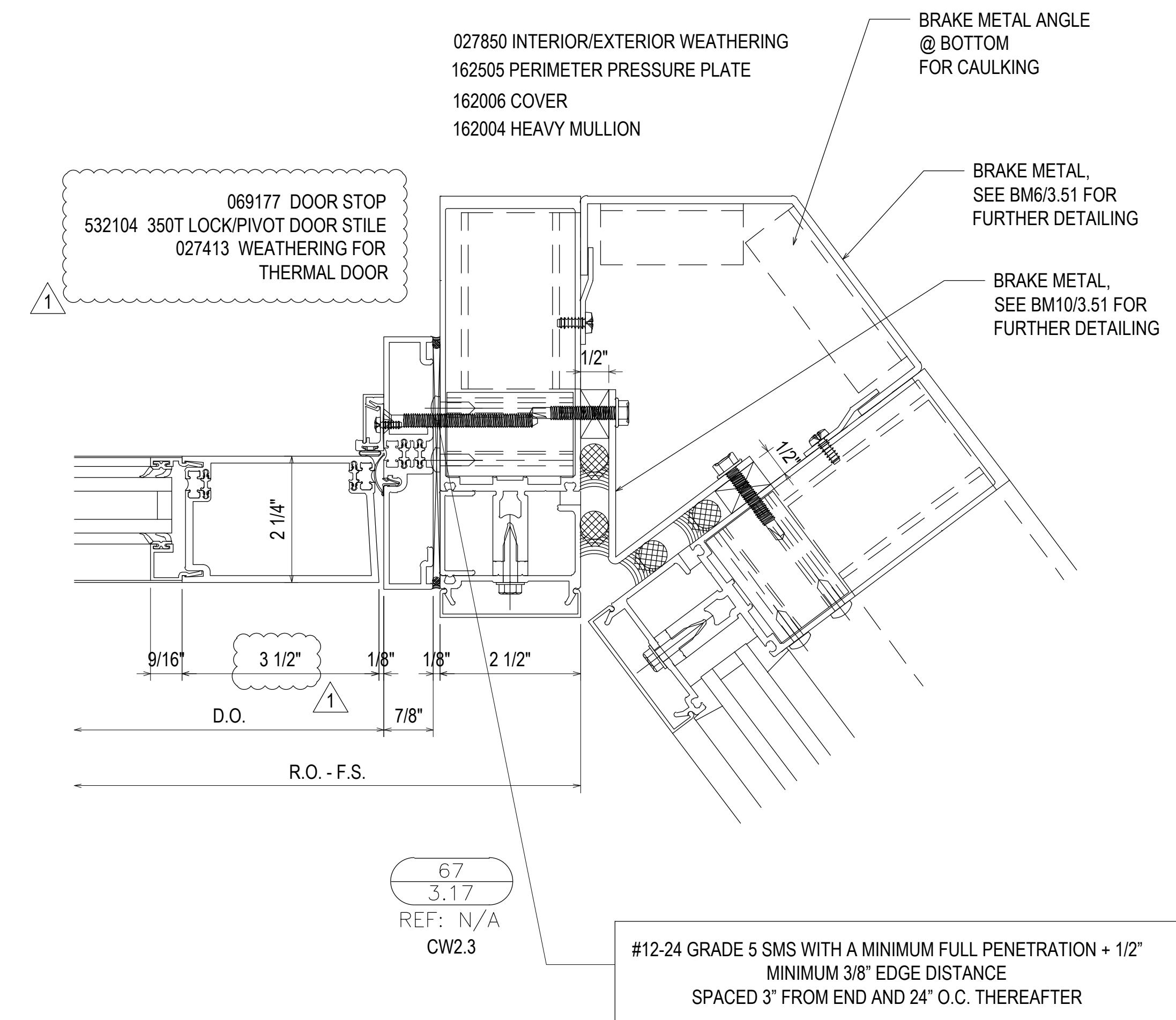
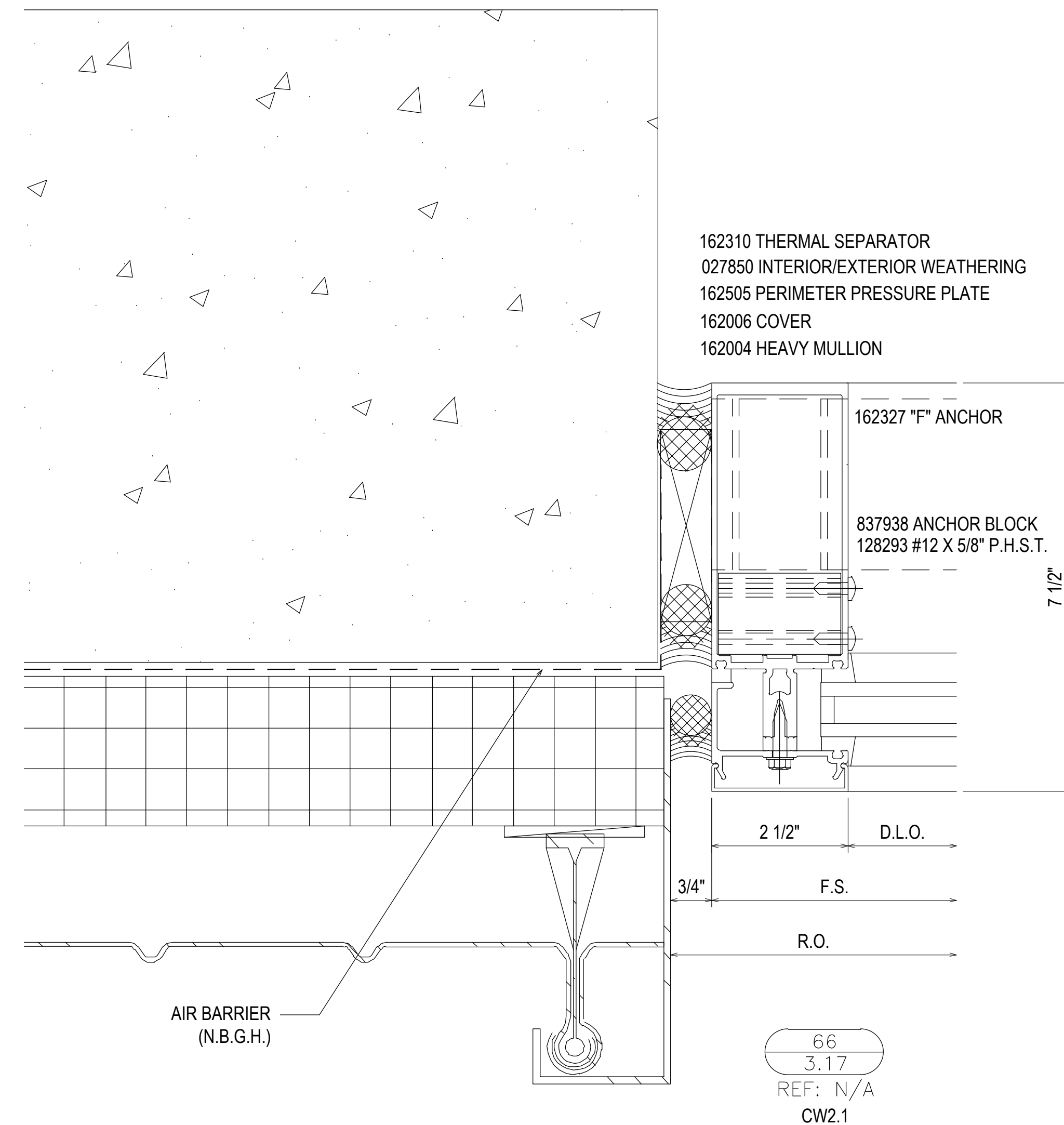
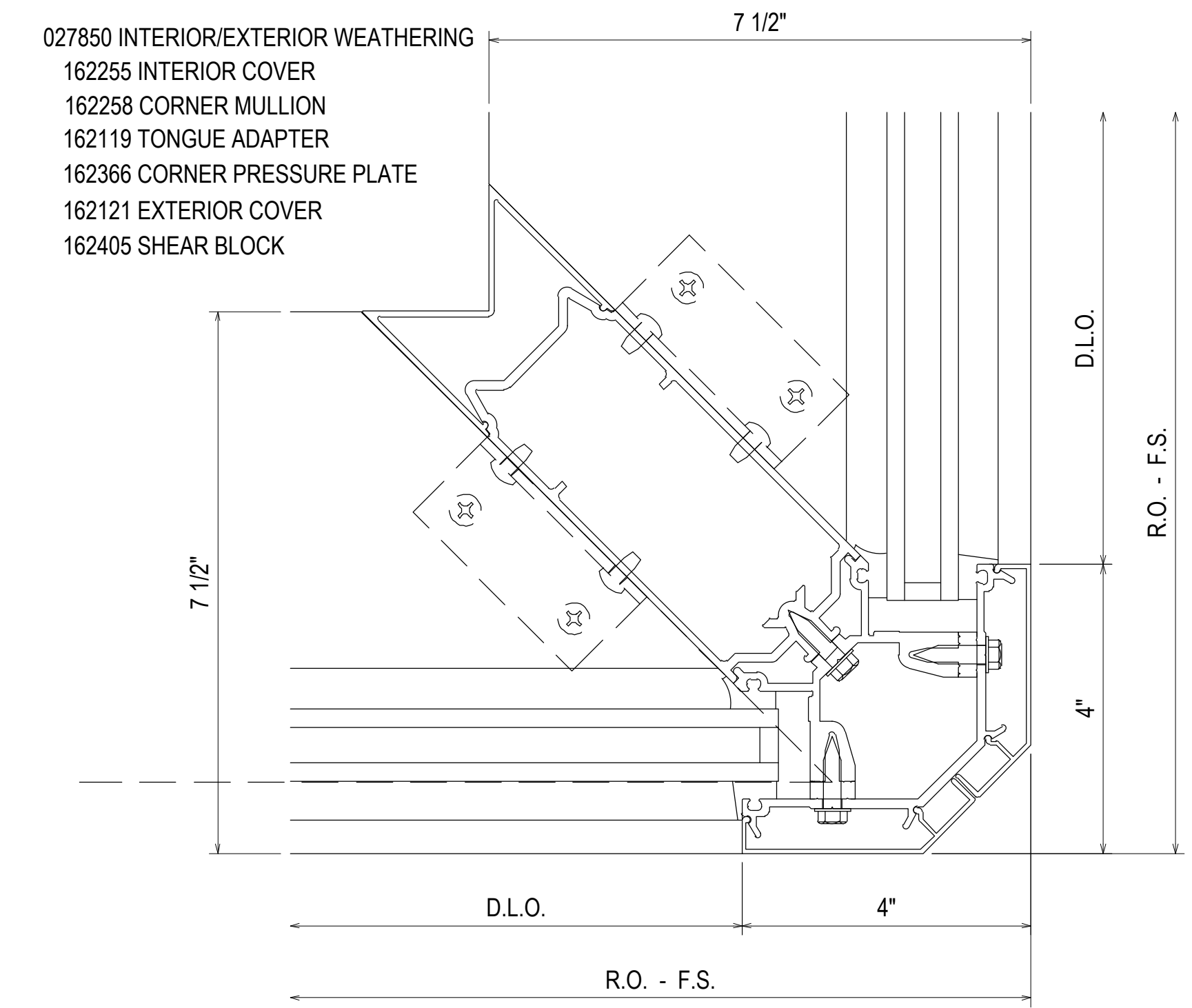
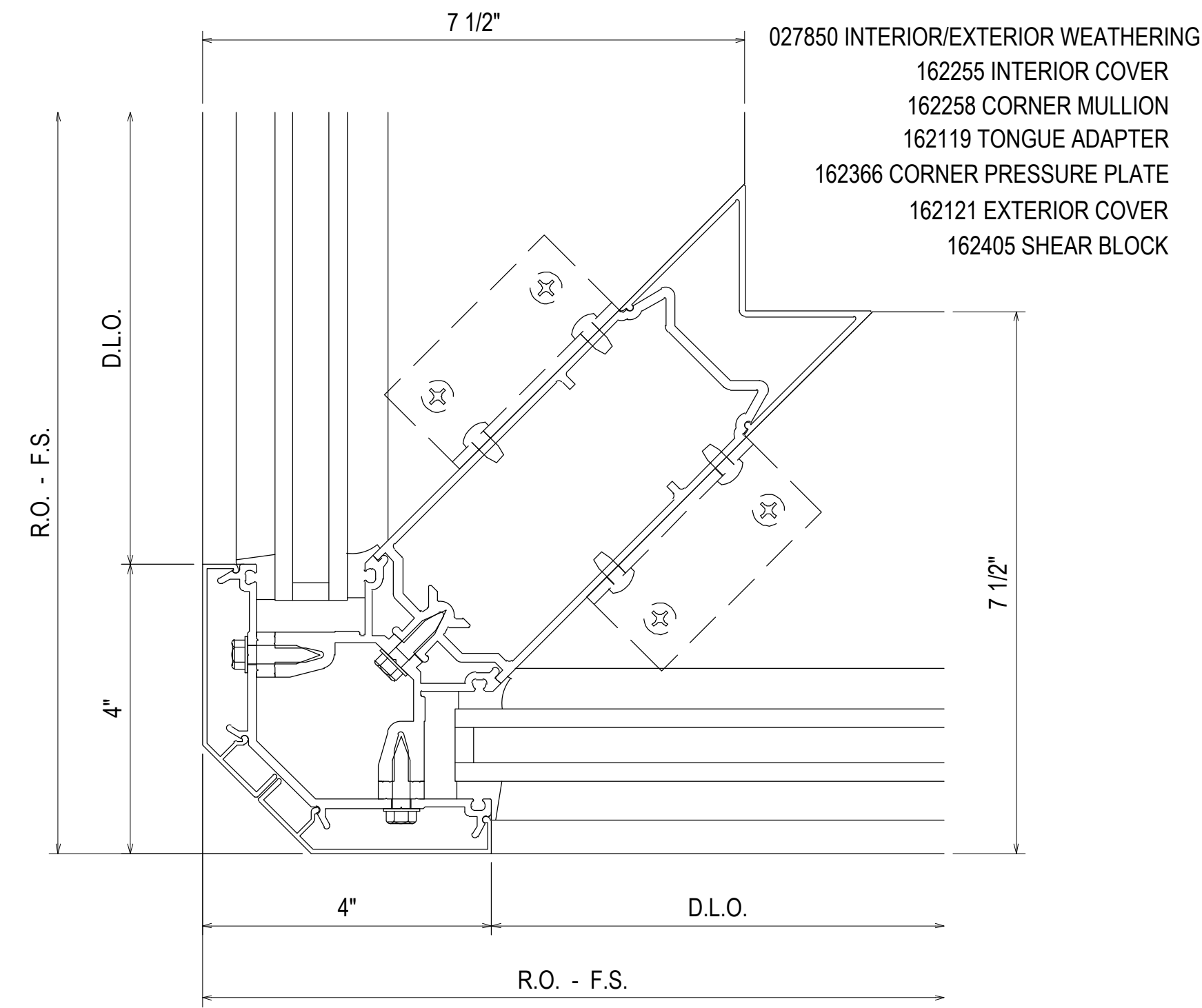
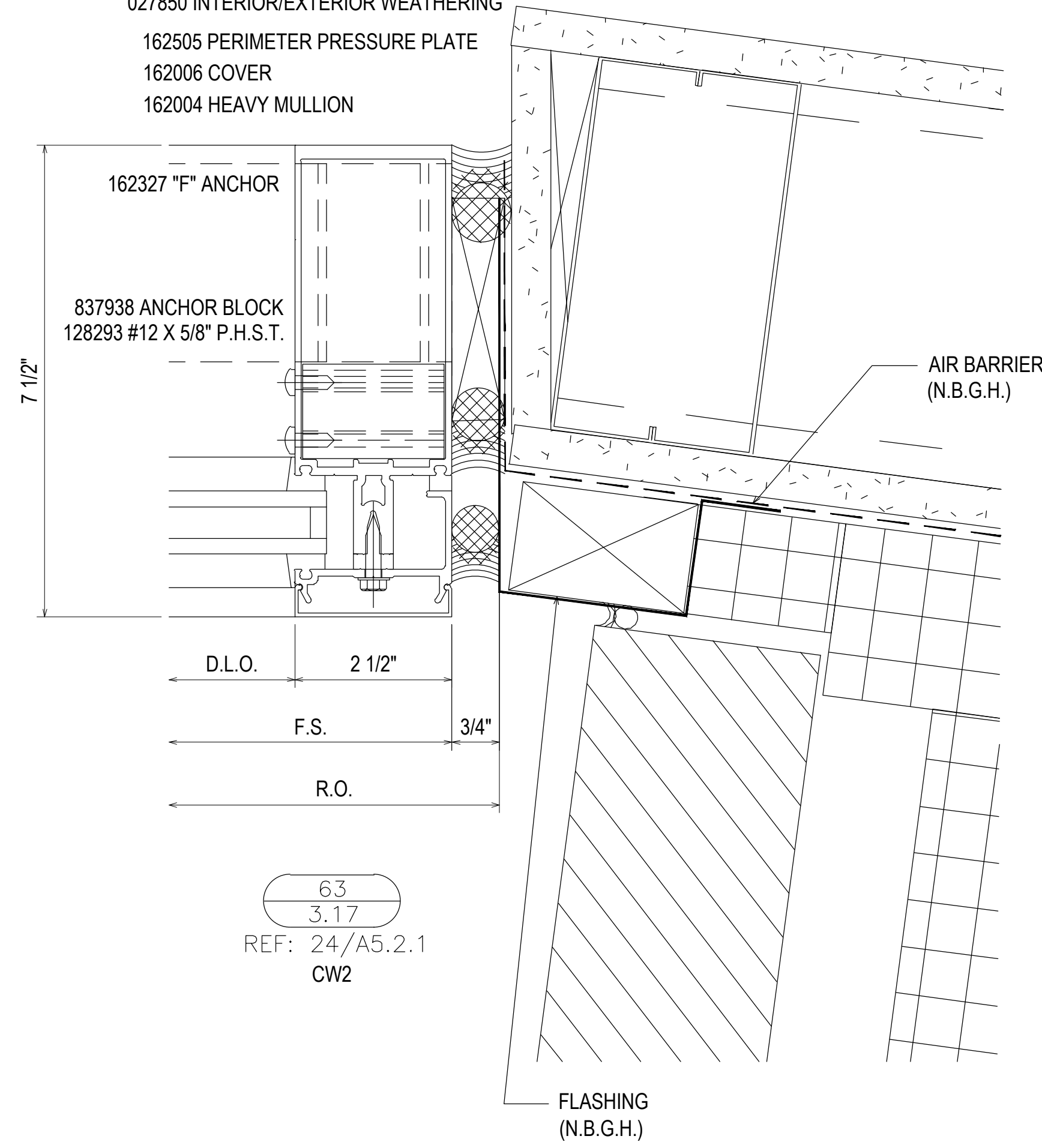


**JOB # 19-017**

DRAWN BY:	DATE:
RA	05.27.20
CHECKED BY:	DATE:
JO	05.27.20

**3.16**

162310 THERMAL SEPARATOR  
 027850 INTERIOR/EXTERIOR WEATHERING  
 162505 PERIMETER PRESSURE PLATE  
 162006 COVER  
 162004 HEAVY MULLION



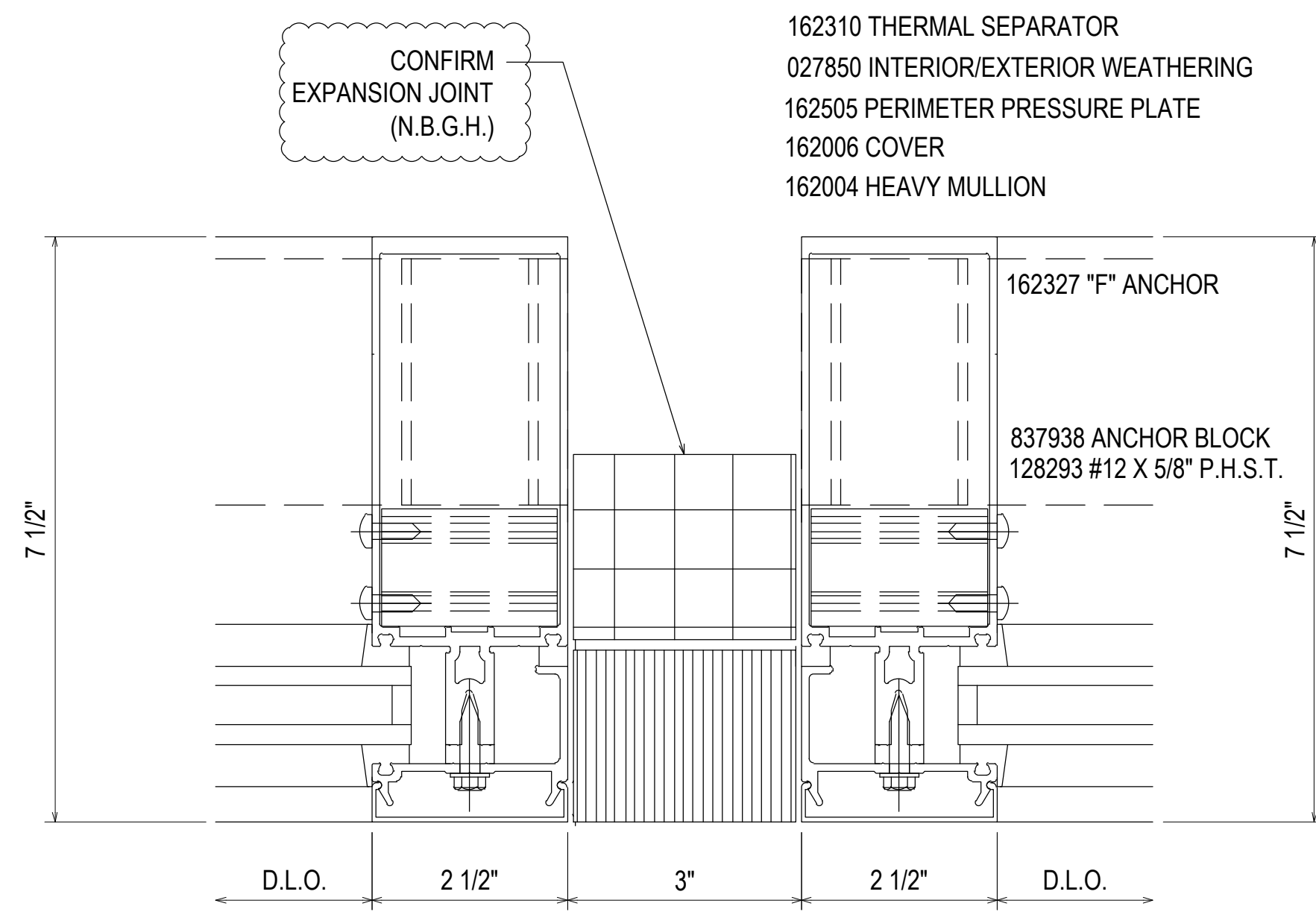
DATE	DESCRIPTION	NO	DATE	DESCRIPTION	NO
07.22.20	1ST REVISION	△	02.17.21	5TH REVISION - RADIUS (RA)	△
08.31.20	2ND REVISION (ENGINEERING)	△	03.31.21	6TH REVISION - CONNECTOR (RA)	△
09.03.20	3RD REVISION (CW)	△	04.12.21	7TH REVISION - CW2.19 (GFS)	△
01.19.21	4TH REVISION (RA)	△	03.01.22	8TH REVISION - EXTEND HEAD AND NOTCH (PH)	△

**PIEDMONT ATHENS REGIONAL  
 MASTER FACILITY PROJECT  
 ATHENS, GA 30606**

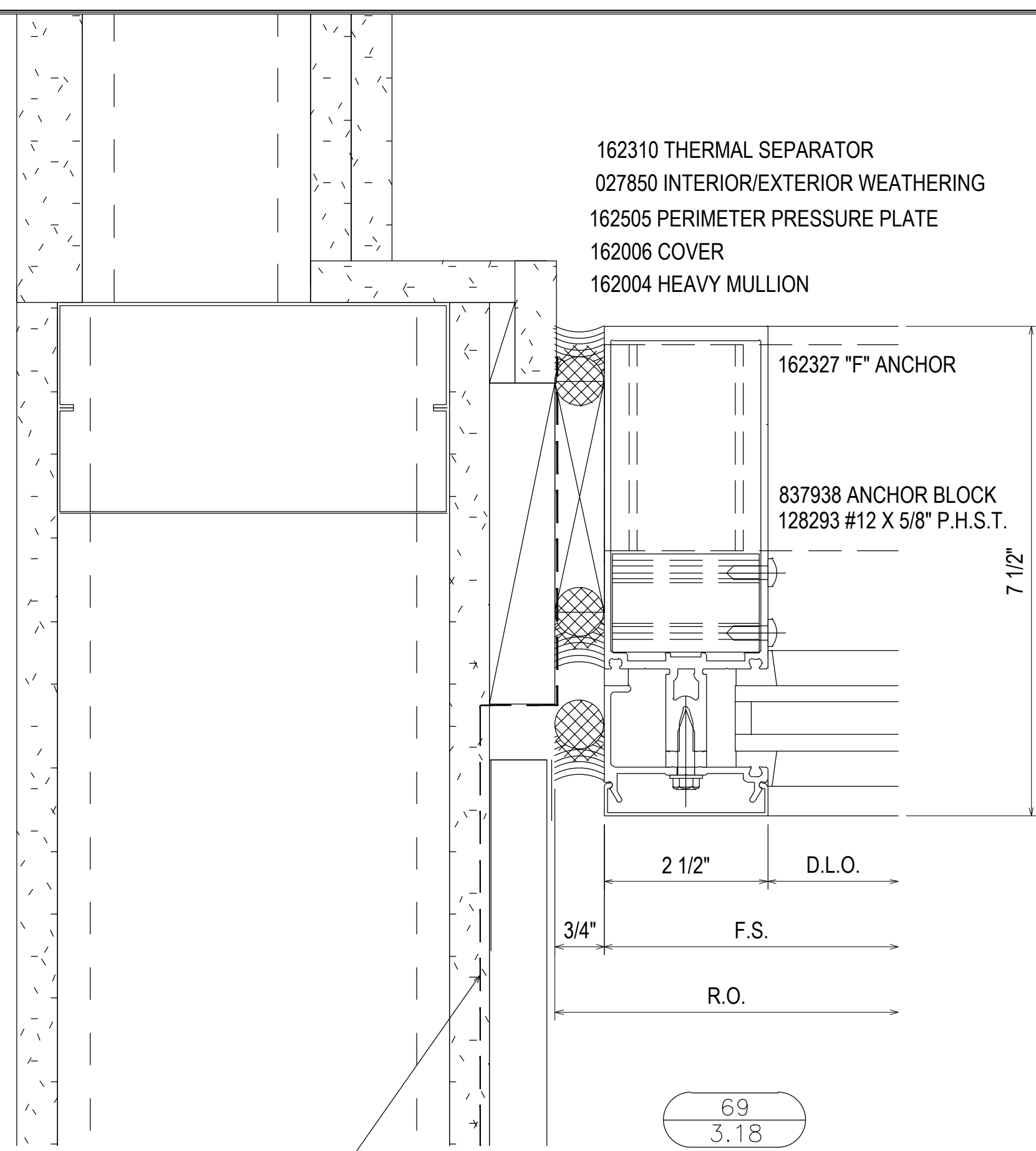
**GRAHAM-HODGE  
 ASSOCIATES INC.**

**JOB # 19-017**

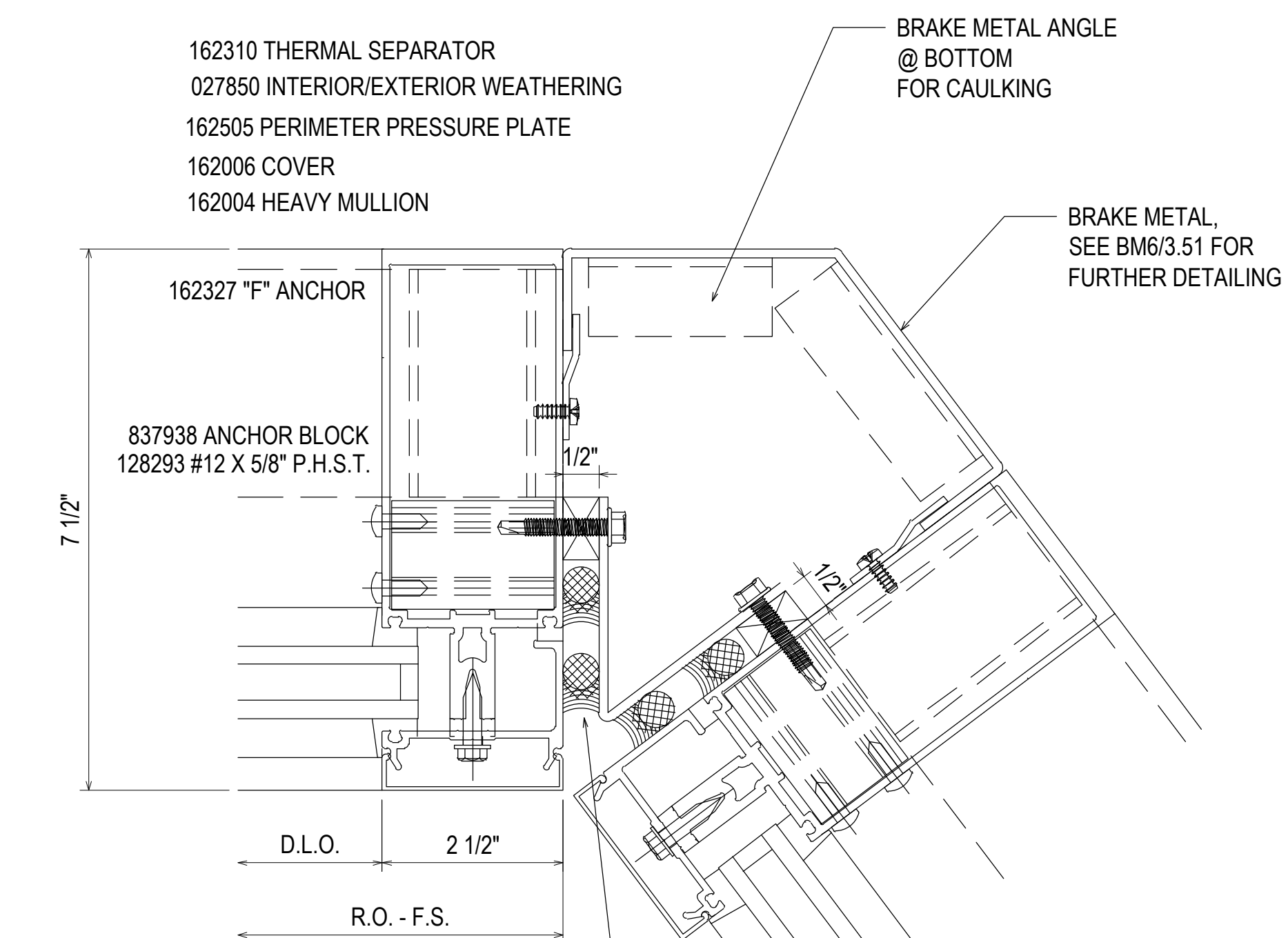
DRAWN BY:	DATE:
RA	05.27.20
CHECKED BY:	DATE:
JO	05.27.20



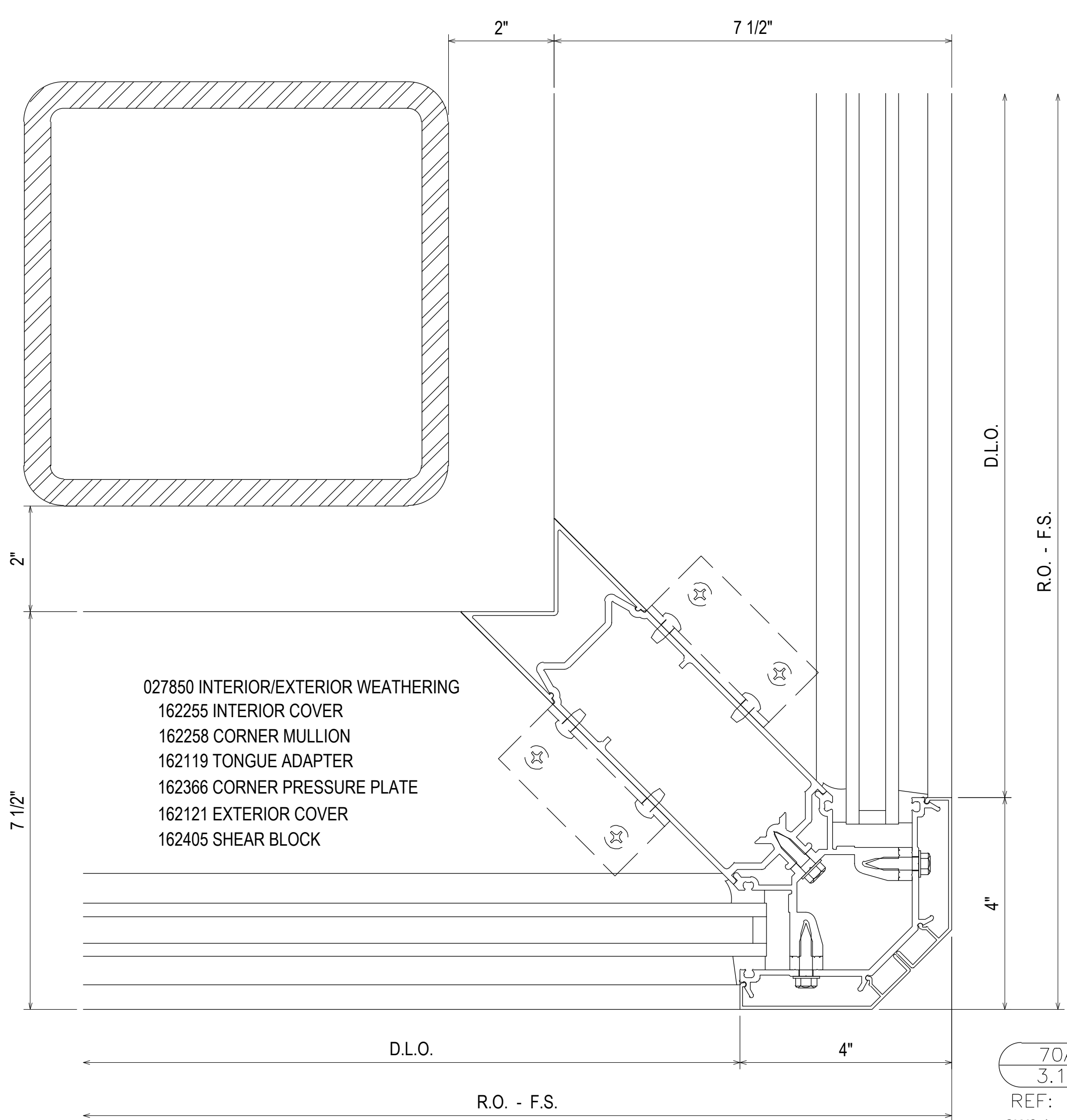
68  
3.18  
REF: N/A  
CW2.3 - CW2.9 - CW1.15



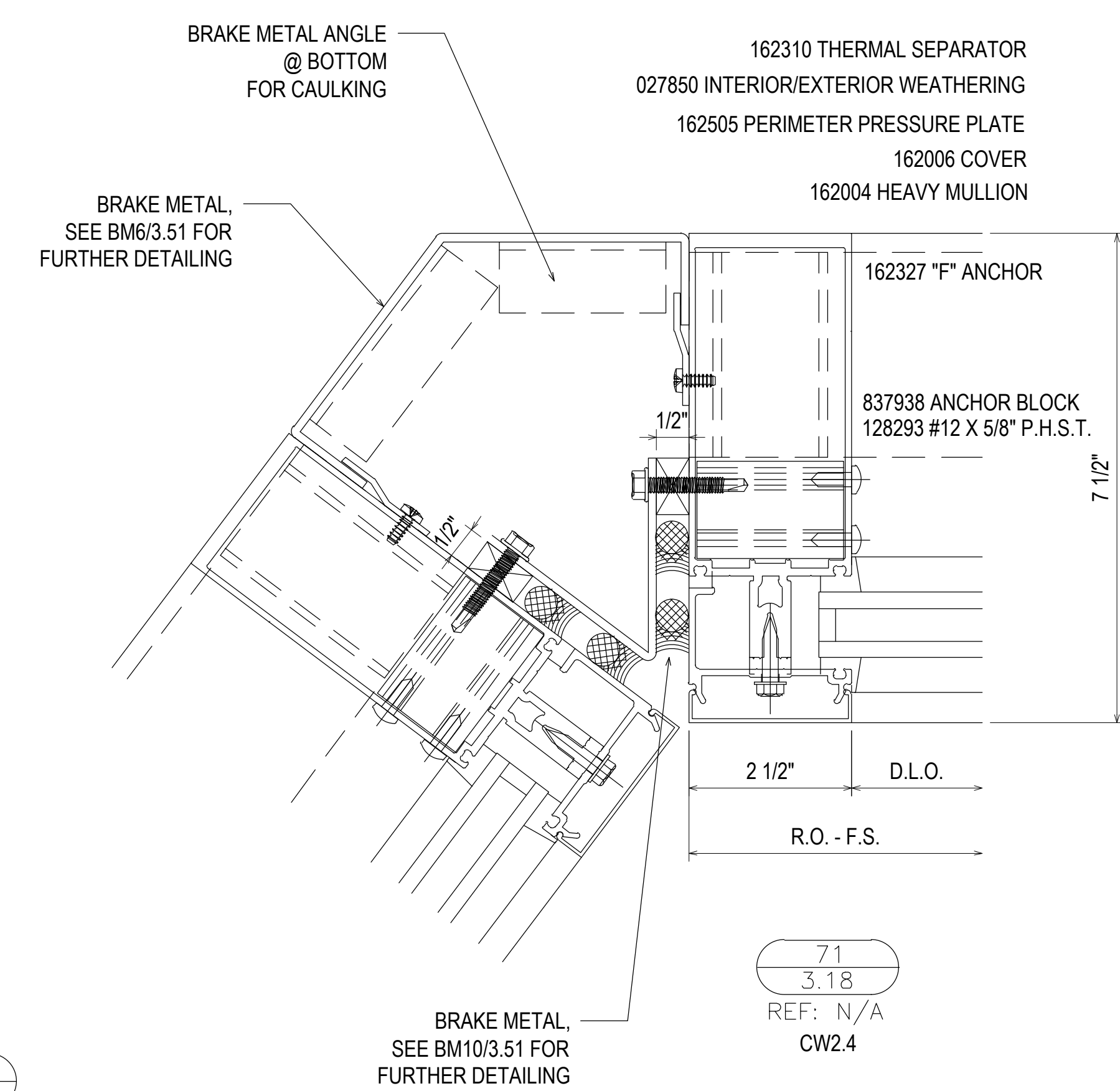
69  
3.18  
REF: 35/A5.2.2  
CW2.3



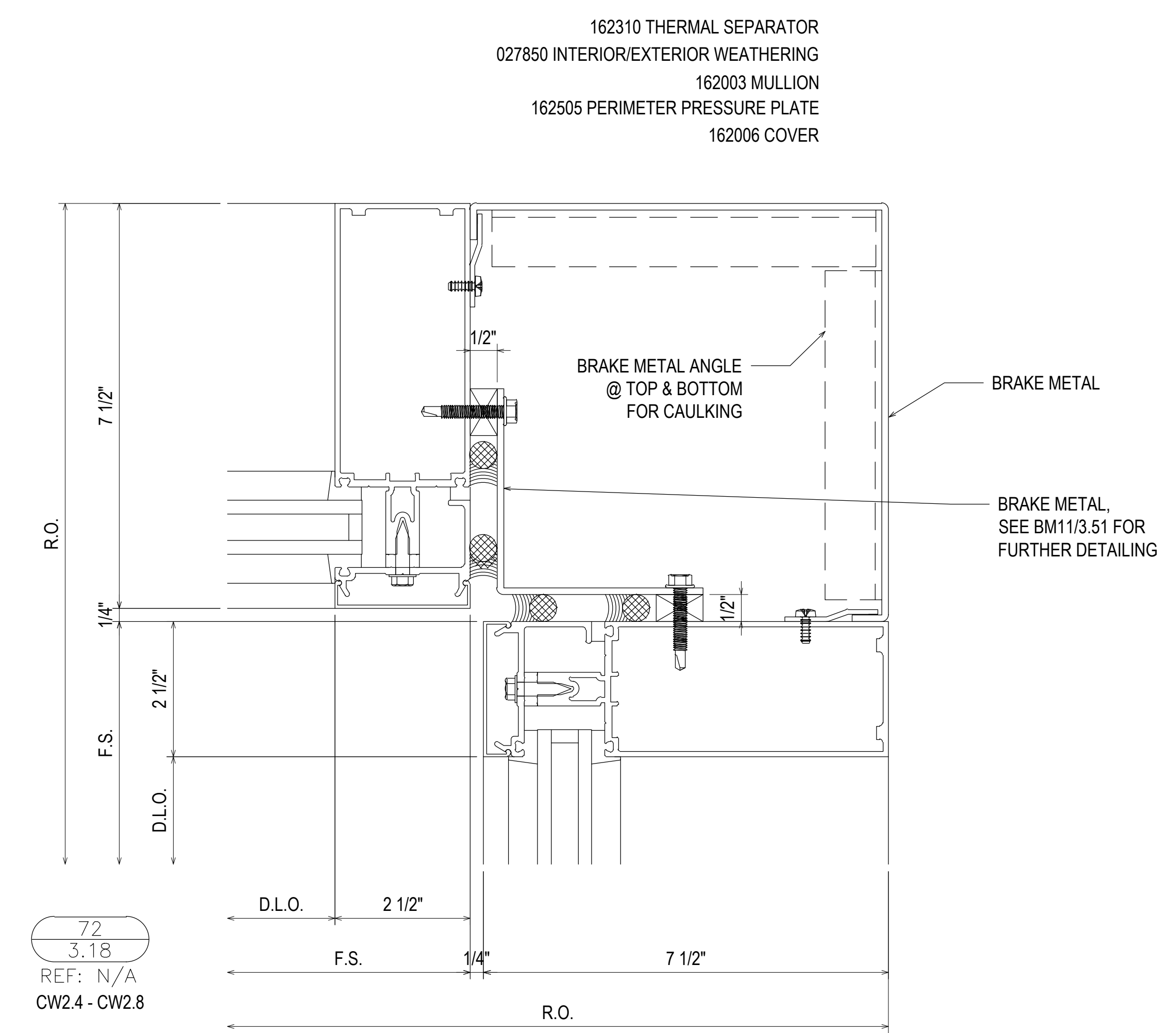
70  
3.18  
REF: N/A  
CW2.3



70A  
3.18  
REF: N/A  
CW2.1 - CW2.2




71  
3.18  
REF: N/A  
CW2.4



72  
3.18  
REF: N/A  
CW2.4 - CW2.8

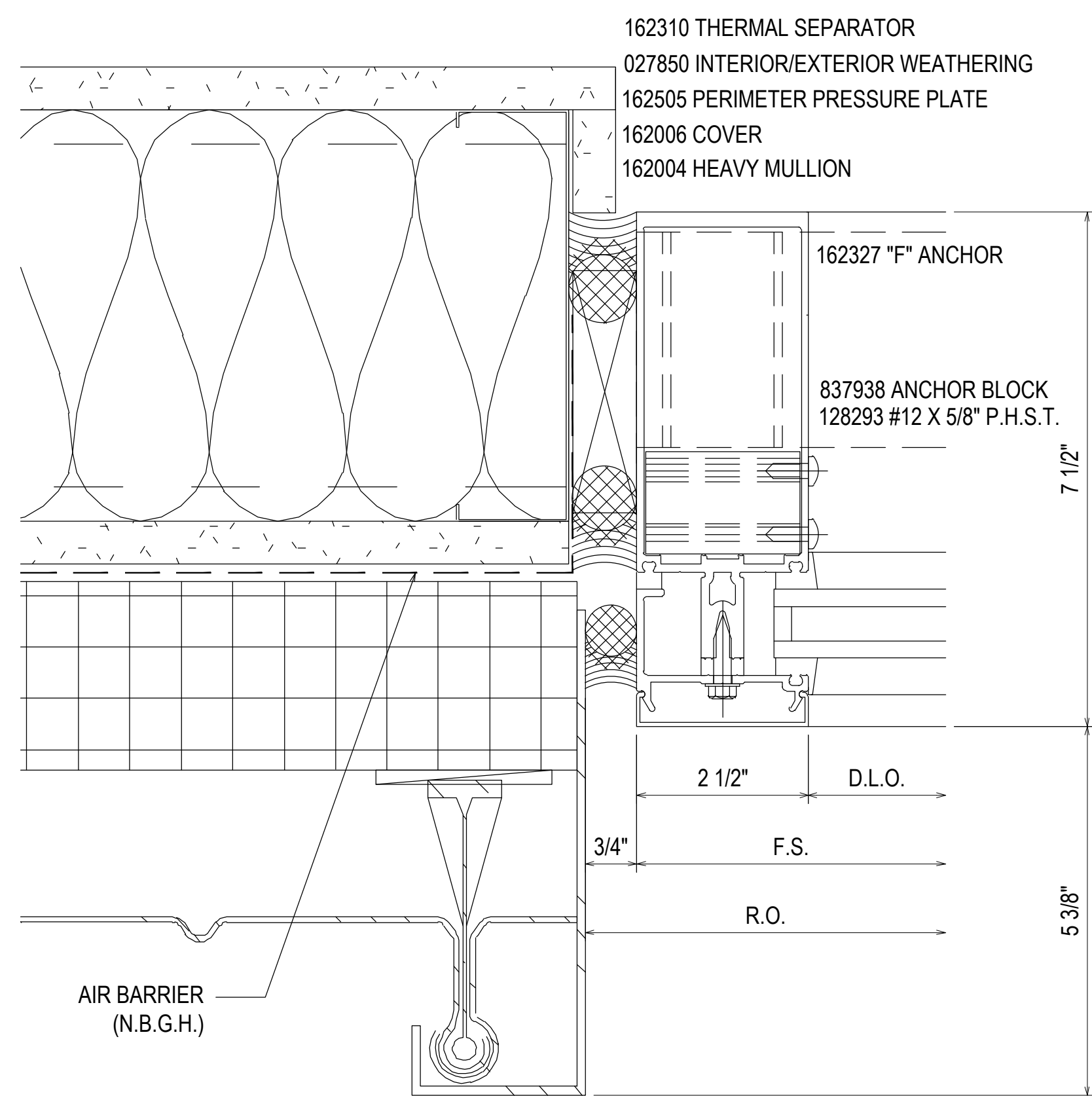
DATE	DESCRIPTION	DATE	DESCRIPTION
07.22.20	1ST REVISION	02.17.21	5TH REVISION - RADIUS (RA)
08.31.20	2ND REVISION (ENGINEERING)	03.31.21	6TH REVISION - CONNECTOR (RA)
09.03.20	3RD REVISION (CW)	04.12.21	7TH REVISION - CW2.19 (GFS)
01.19.21	4TH REVISION (RA)	03.01.22	8TH REVISION - EXTEND HEAD AND NOTCH (PH)

**PIEDMONT ATHENS REGIONAL  
MASTER FACILITY PROJECT  
ATHENS, GA 30606**

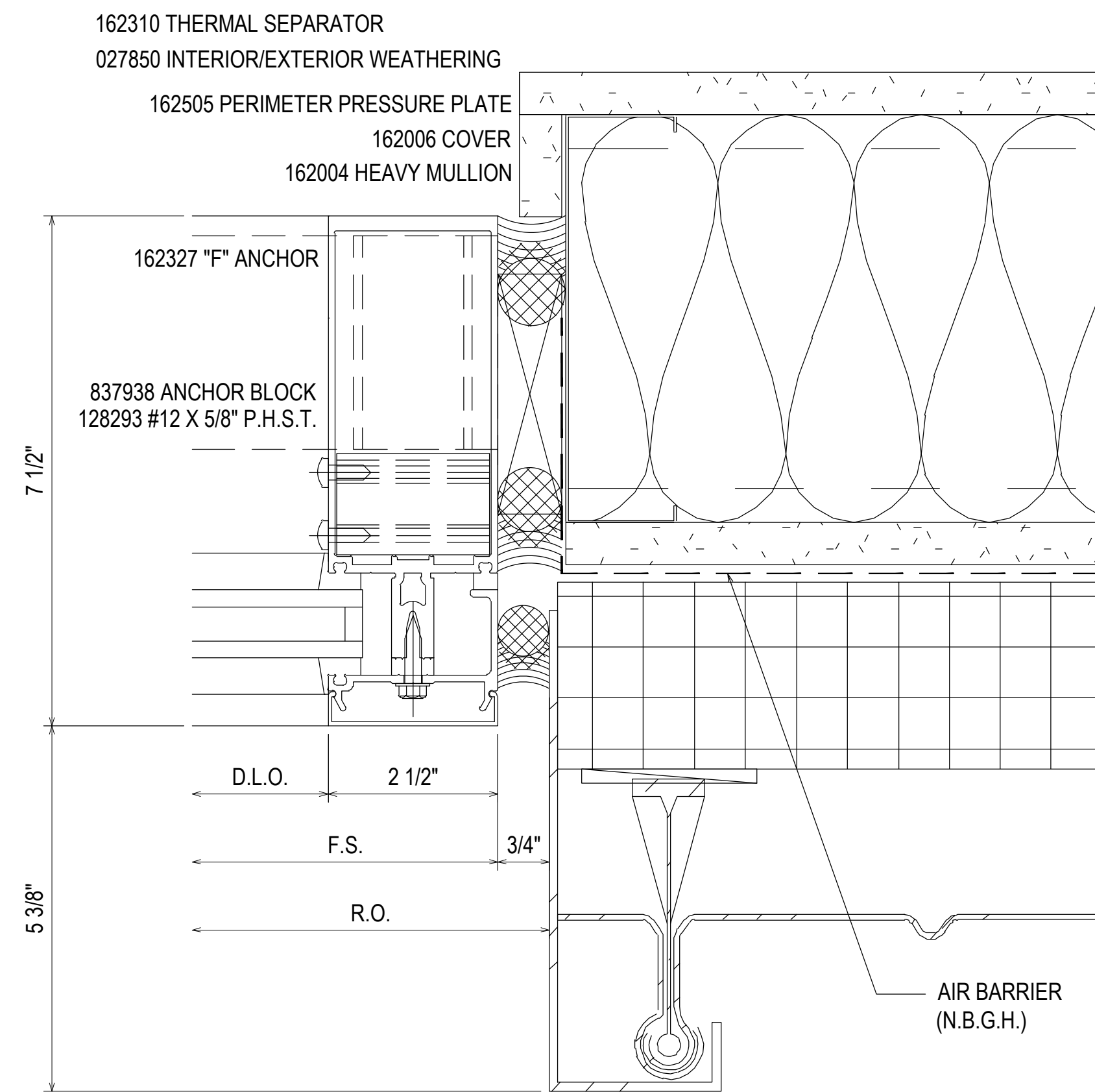


JOB # 19-017

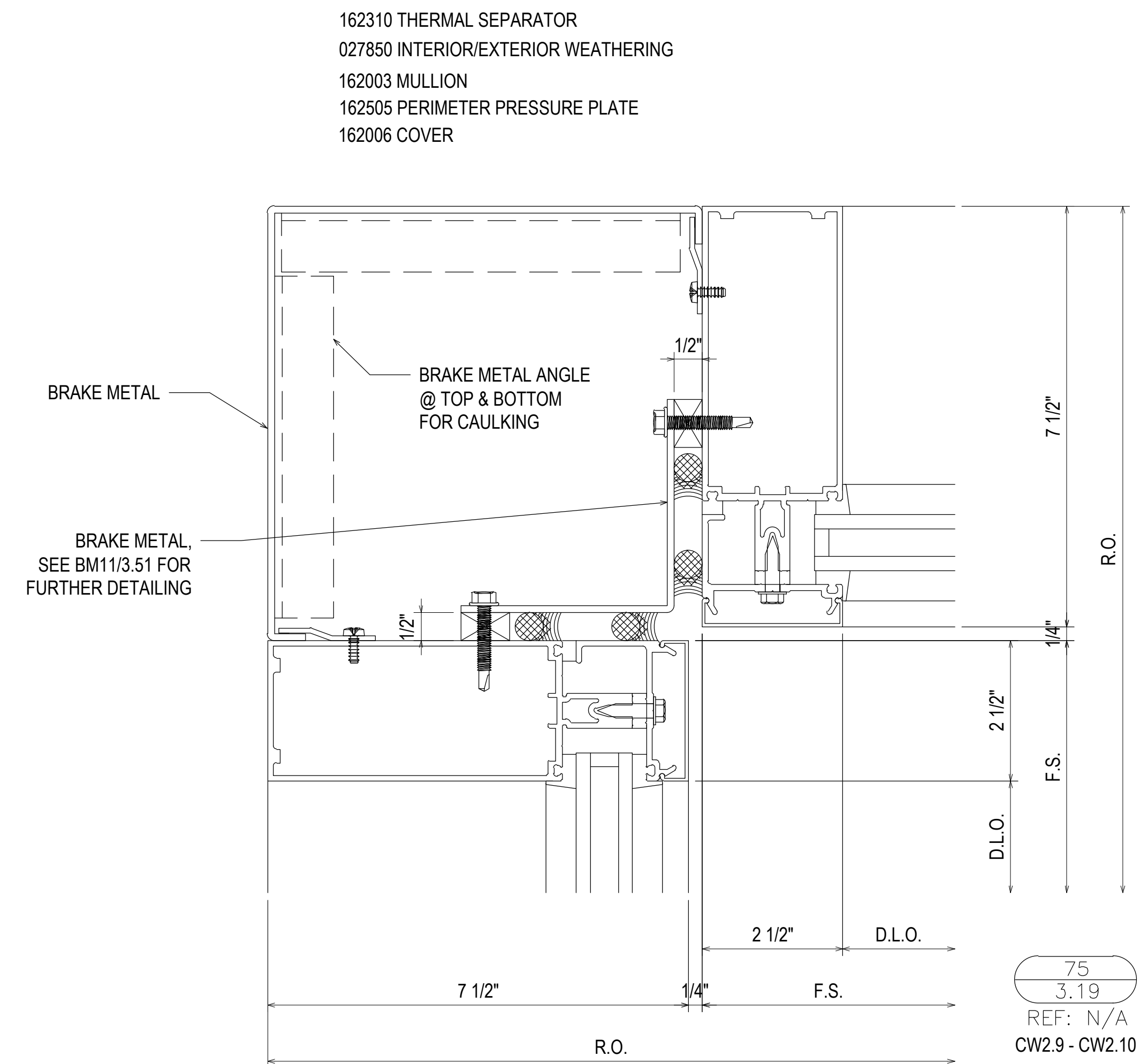
DRAWN BY:	DATE:
RA	05.27.20
CHECKED BY:	DATE:
JO	05.27.20



73  
3.19  
REF: 22/A5.2.2  
CW2.6 - CW2.7 - CW2.16

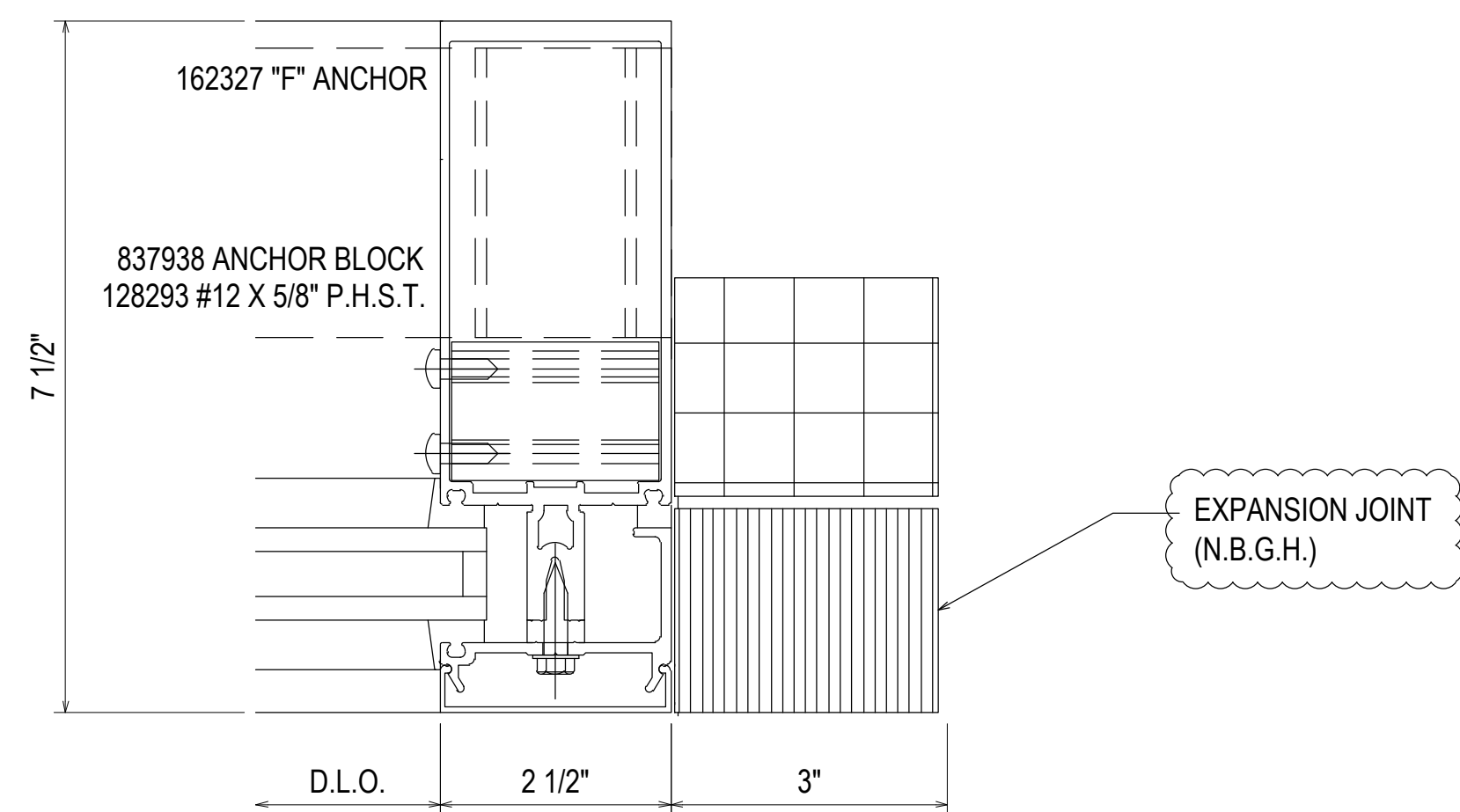


74  
3.19  
REF: 22/A5.2.2  
CW2.6 - CW2.15 - CW2.16



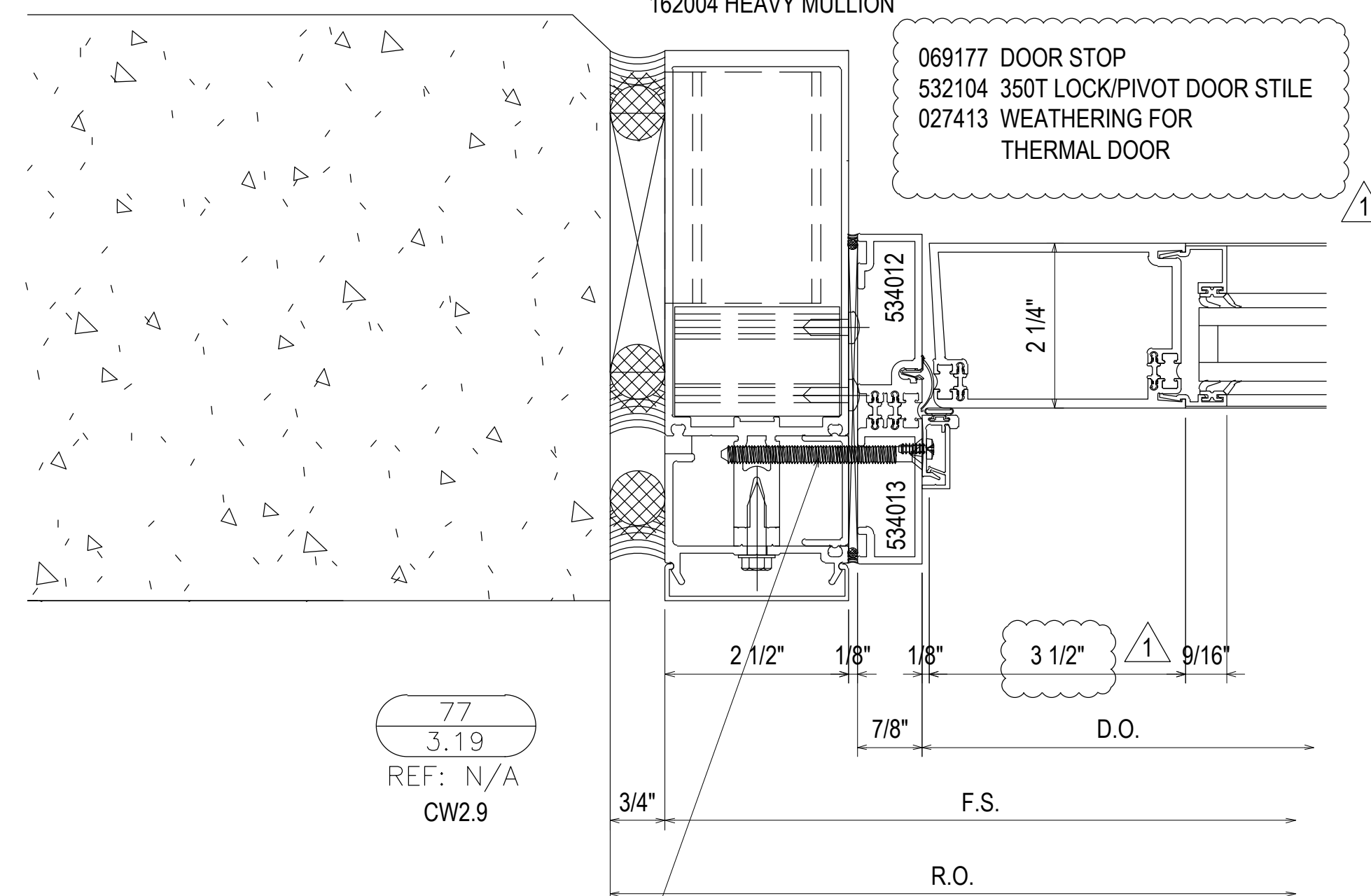
75  
3.19  
REF: N/A  
CW2.9 - CW2.10

162310 THERMAL SEPARATOR  
027850 INTERIOR/EXTERIOR WEATHERING  
162505 PERIMETER PRESSURE PLATE  
162006 COVER  
162004 HEAVY MULLION



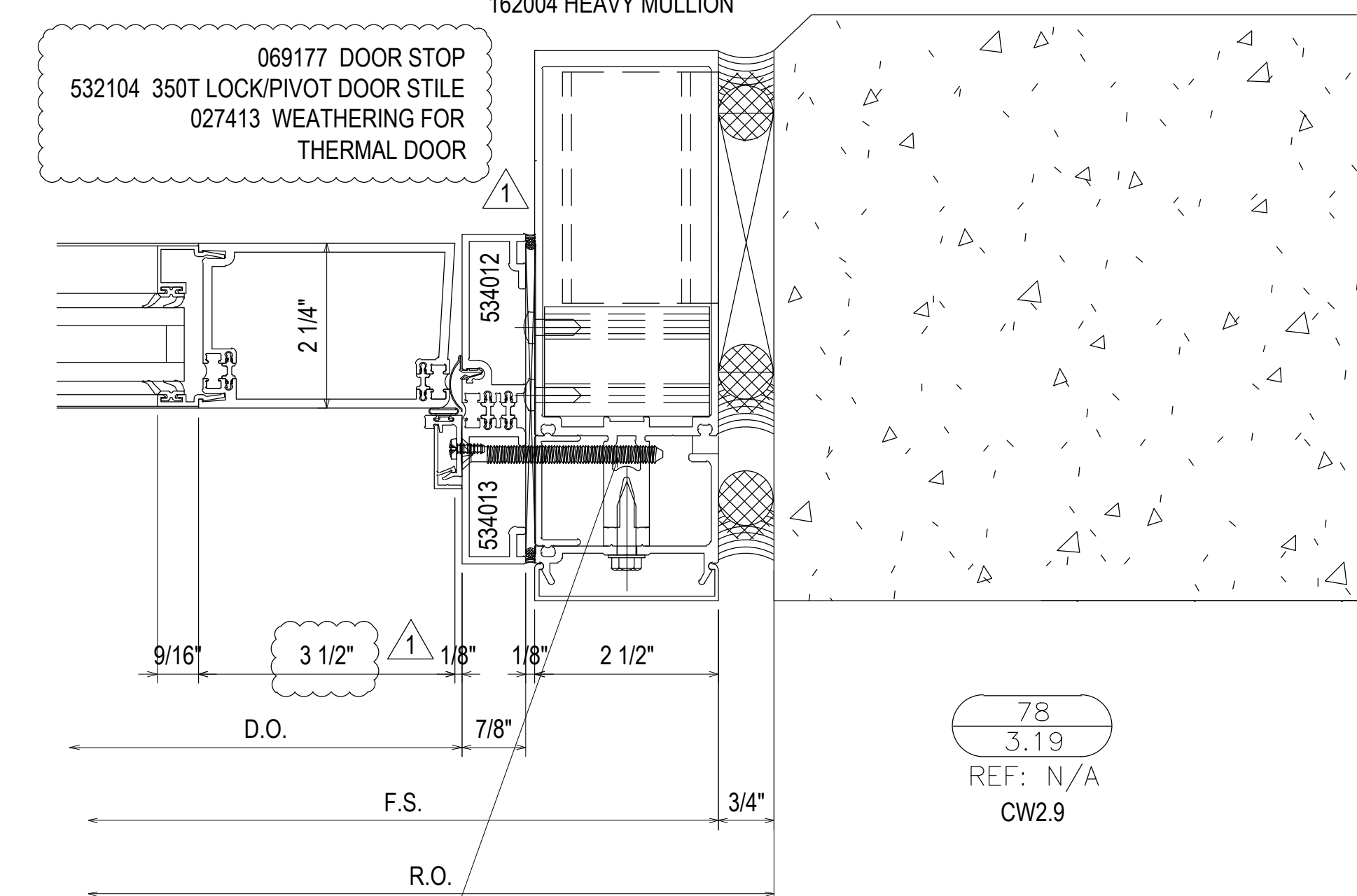
76  
3.19  
REF: N/A  
CW2.9

162310 THERMAL SEPARATOR  
027850 INTERIOR/EXTERIOR WEATHERING  
162505 PERIMETER PRESSURE PLATE  
162006 COVER  
162004 HEAVY MULLION



77  
3.19  
REF: N/A  
CW2.9

162310 THERMAL SEPARATOR  
027850 INTERIOR/EXTERIOR WEATHERING  
162505 PERIMETER PRESSURE PLATE  
162006 COVER  
162004 HEAVY MULLION



78  
3.19  
REF: N/A  
CW2.9

DATE	DESCRIPTION	BY	DATE	DESCRIPTION	BY
07.22.20	1ST REVISION	RA	02.17.21	5TH REVISION - RADIUS (RA)	RA
08.31.20	2ND REVISION (ENGINEERING)	RA	03.31.21	6TH REVISION - CONNECTOR (RA)	RA
09.03.20	3RD REVISION (CW)	RA	04.12.21	7TH REVISION - CW2.19 (GFS)	RA
01.19.21	4TH REVISION (RA)	RA	05.01.22	8TH REVISION - EXTEND HEAD AND NOTCH (PH)	RA

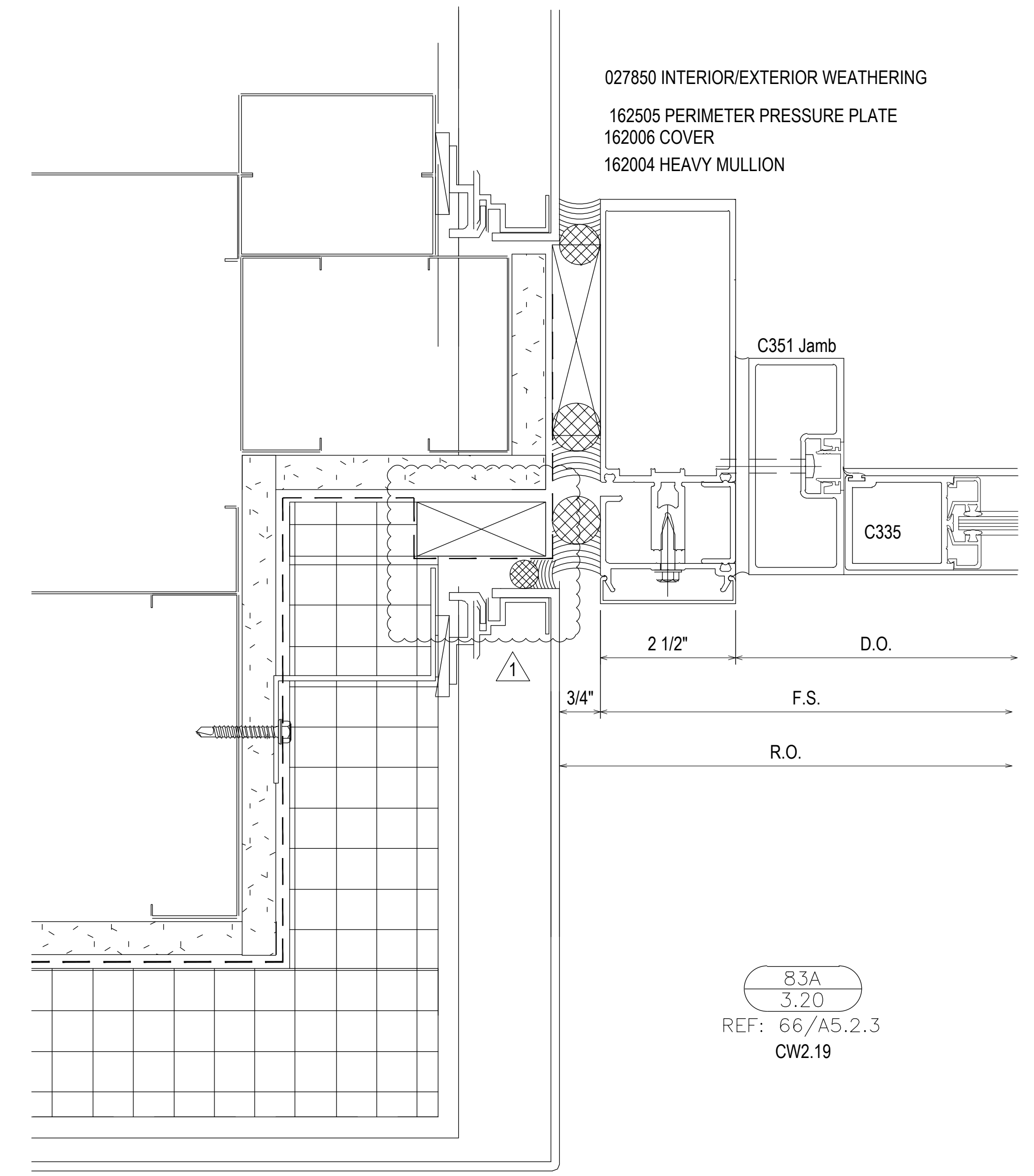
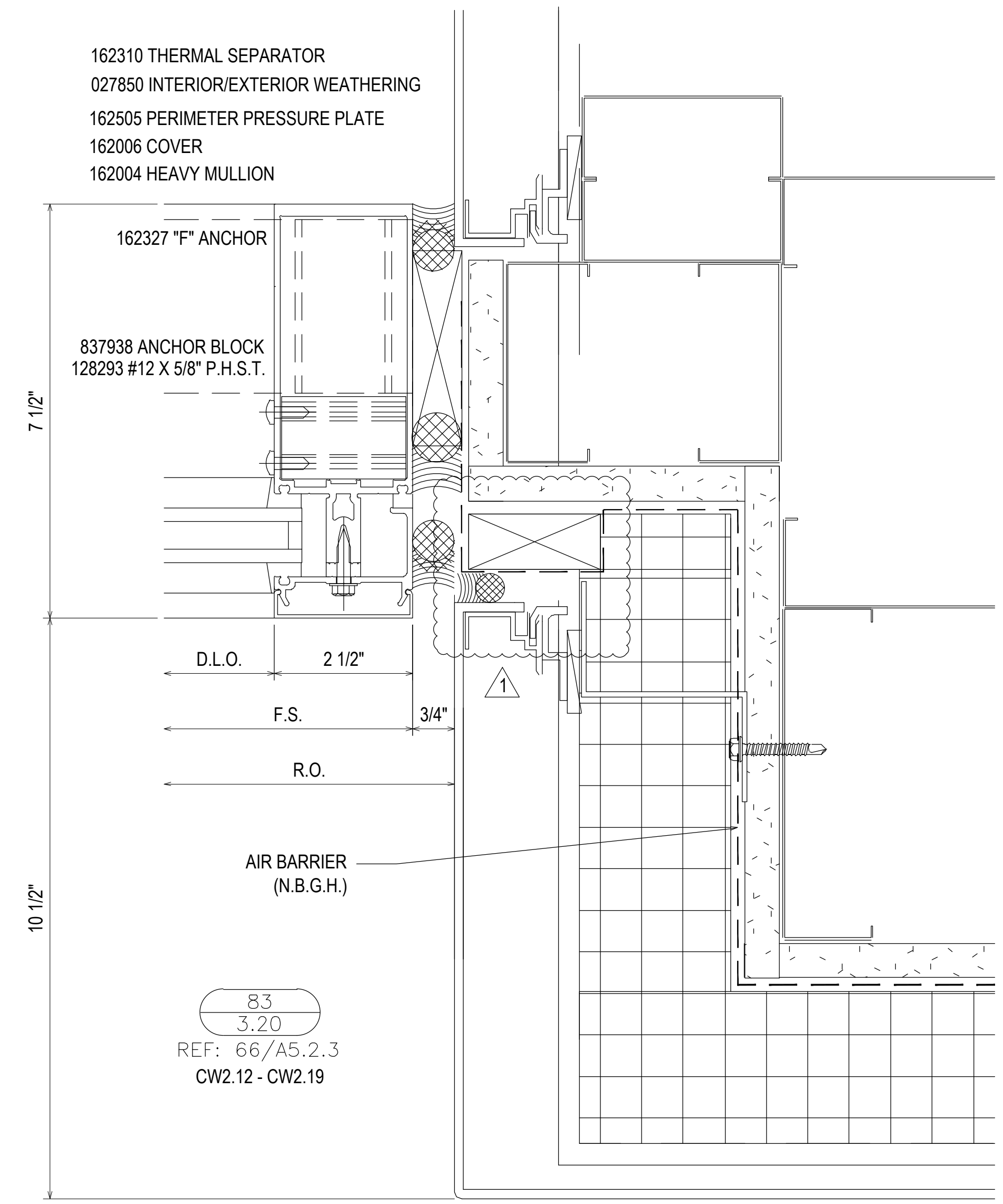
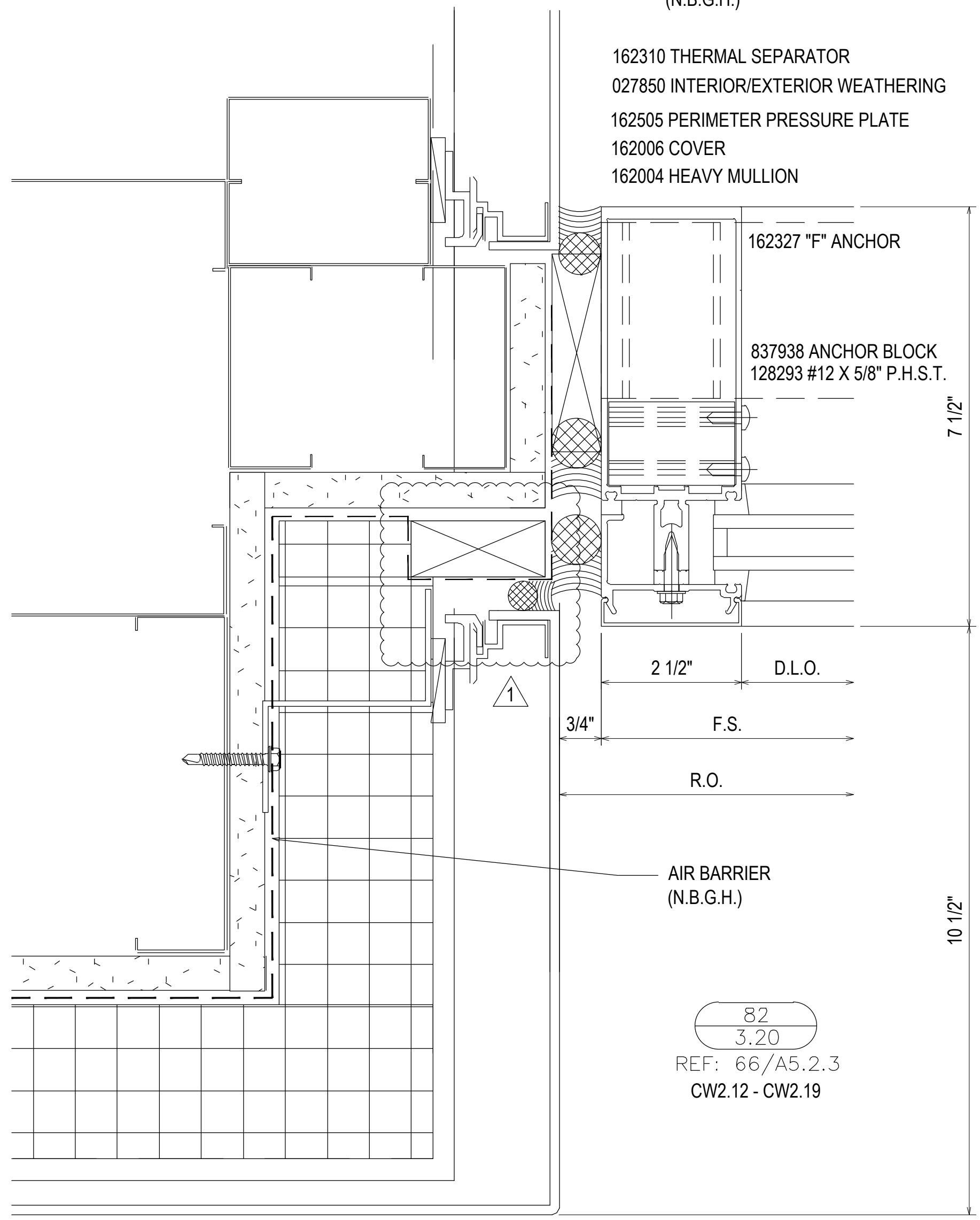
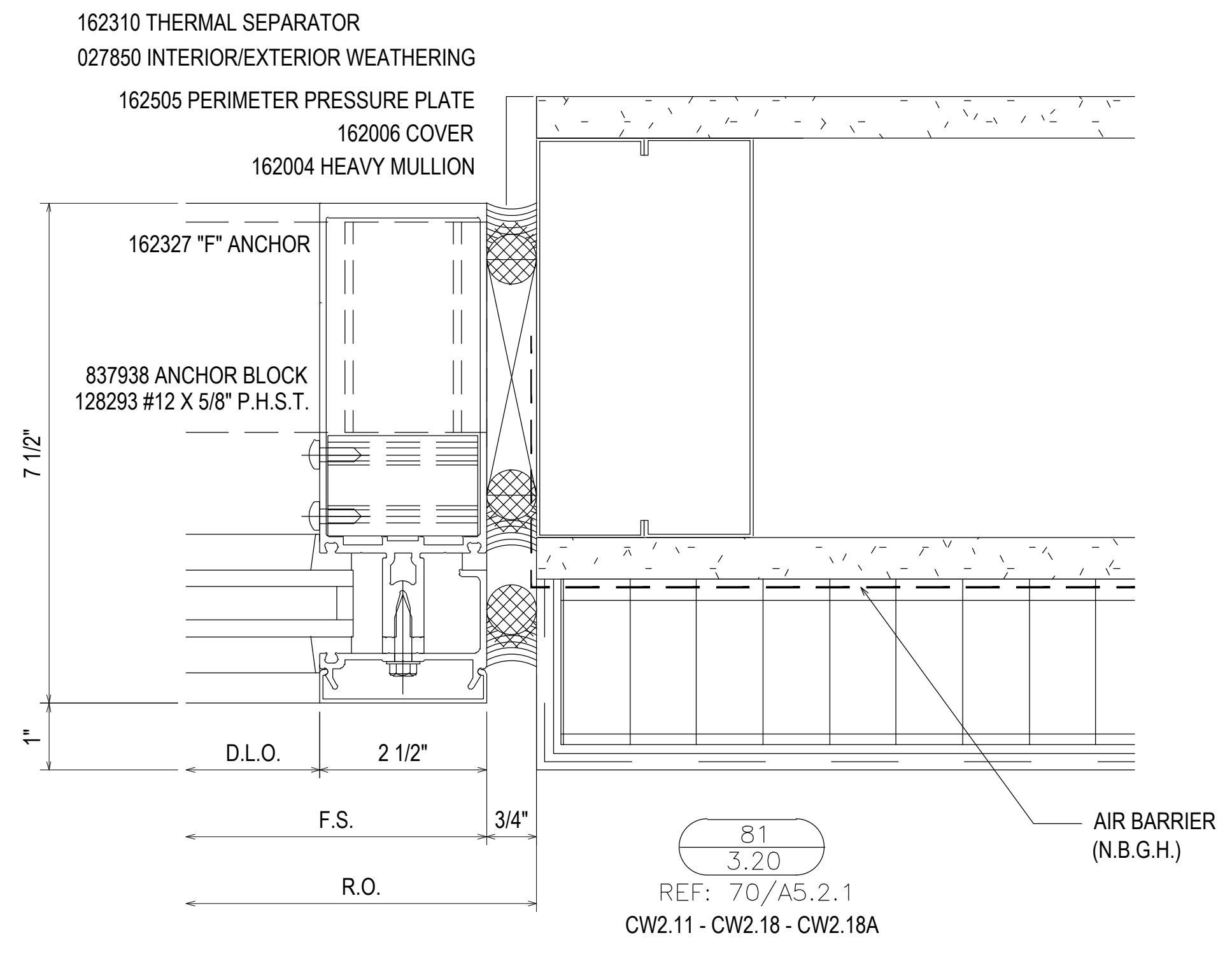
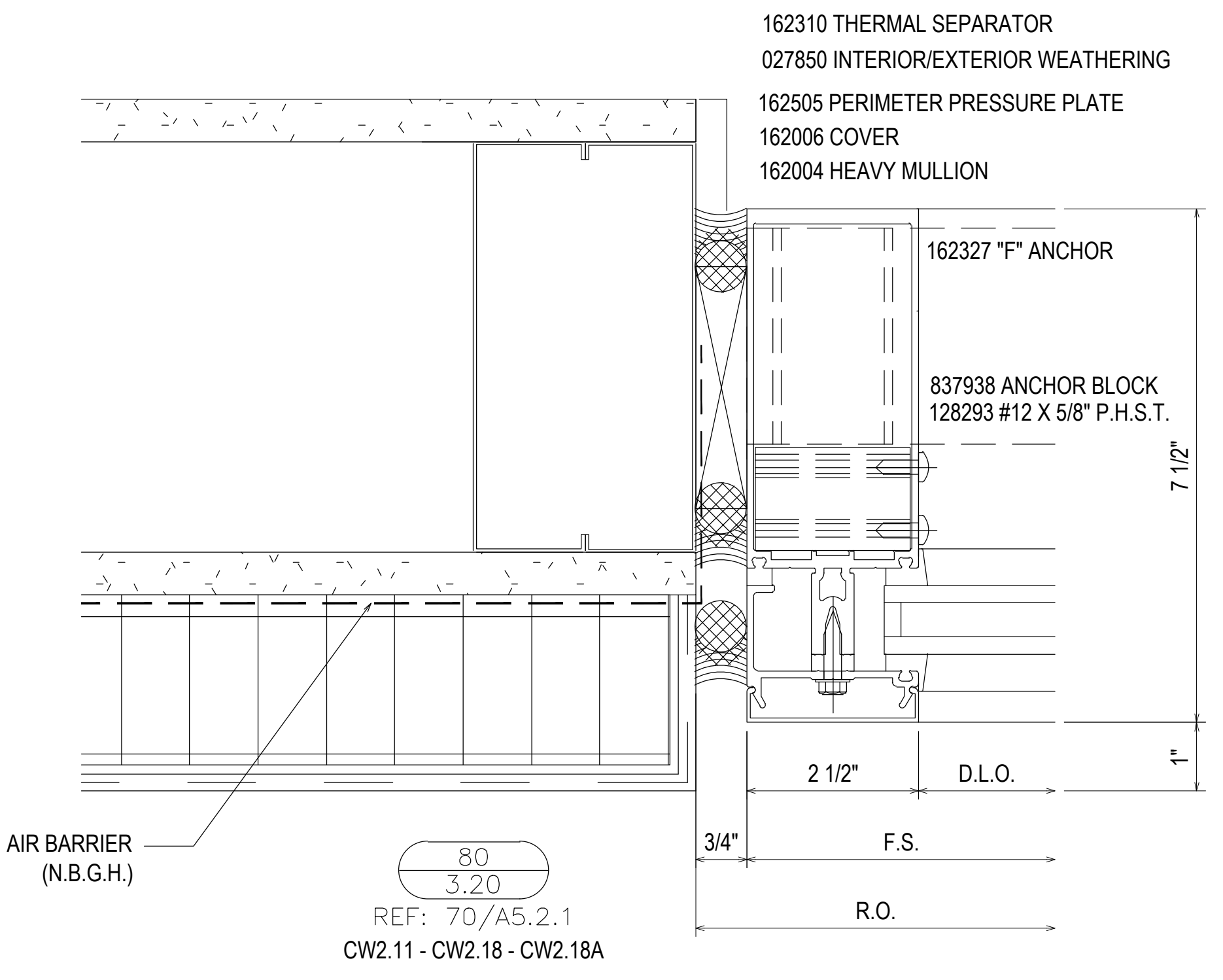
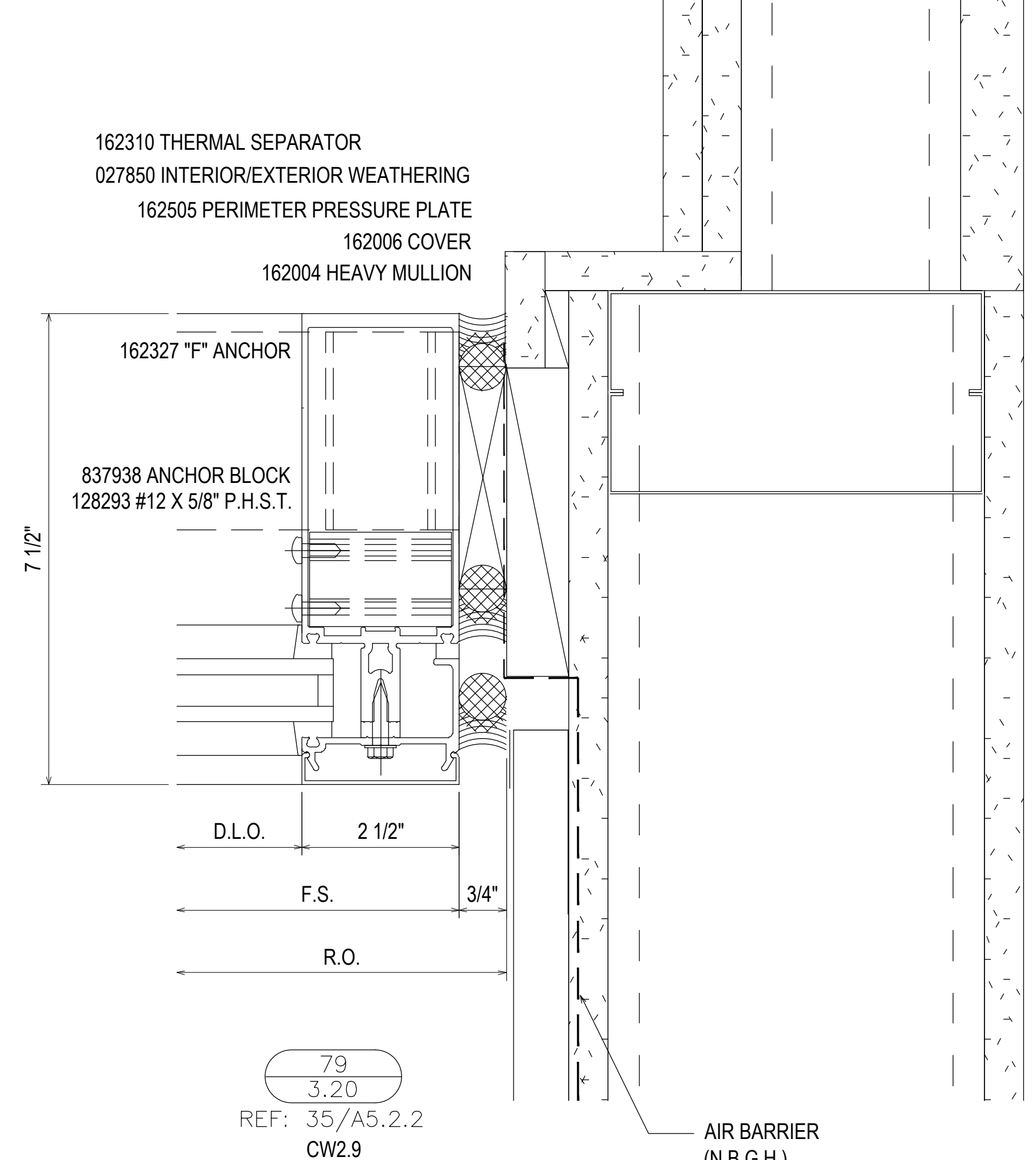
PIEDMONT ATHENS REGIONAL  
MASTER FACILITY PROJECT  
ATHENS, GA 30606



JOB # 19-017

DRAWN BY:	DATE:
RA	05.27.20
CHECKED BY:	DATE:
JO	05.27.20





NO	DATE	DESCRIPTION	DRAWING	SUBMISSION
1ST REVISION	07.22.20			
2ND REVISION (ENGINEERING)	08.31.20			
3RD REVISION (CW)	09.03.20			
4TH REVISION (RA)	01.19.21			

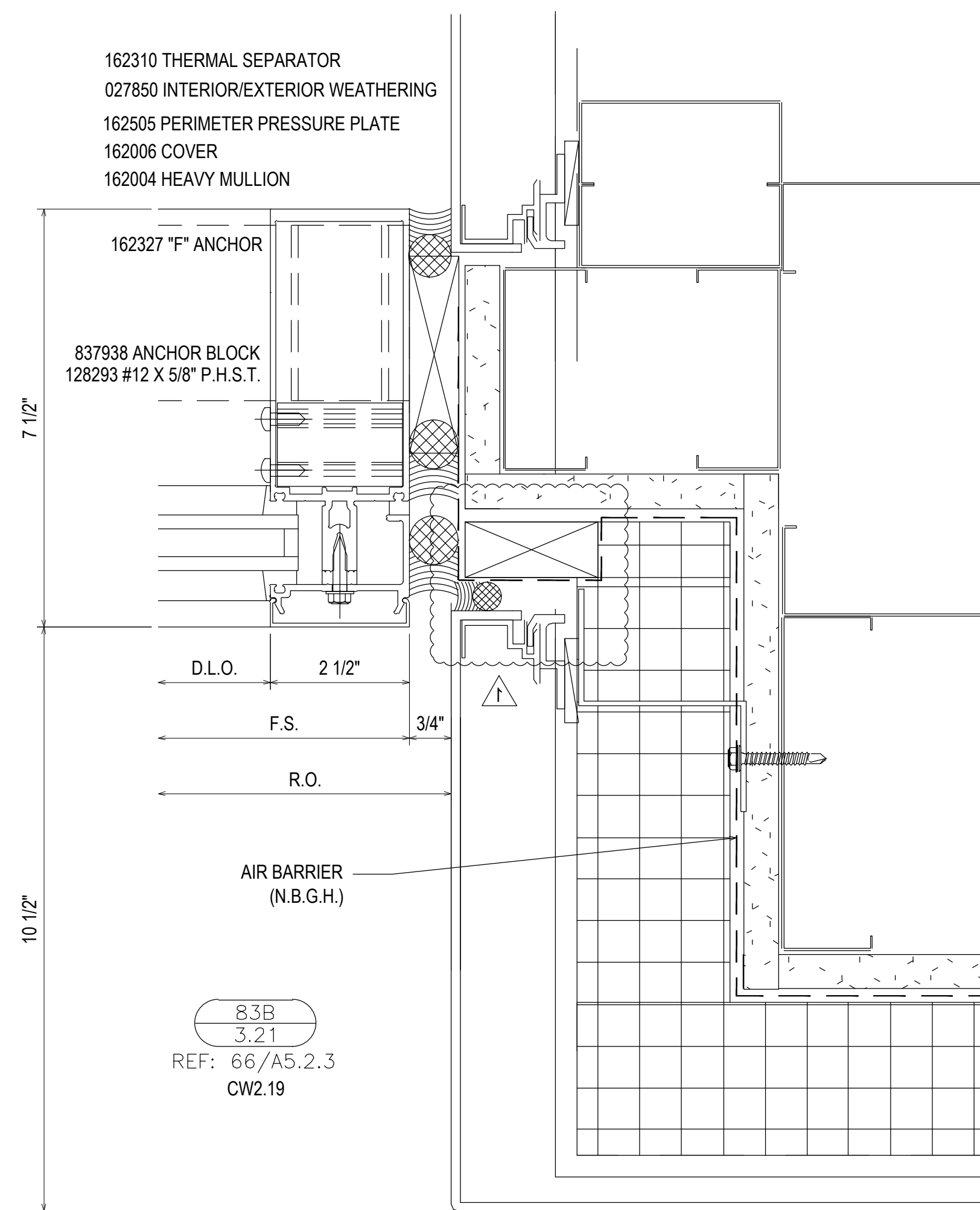
PIEDMONT ATHENS REGIONAL  
MASTER FACILITY PROJECT  
ATHENS, GA 30606

GRAHAM-HODGE  
ASSOCIATES INC.

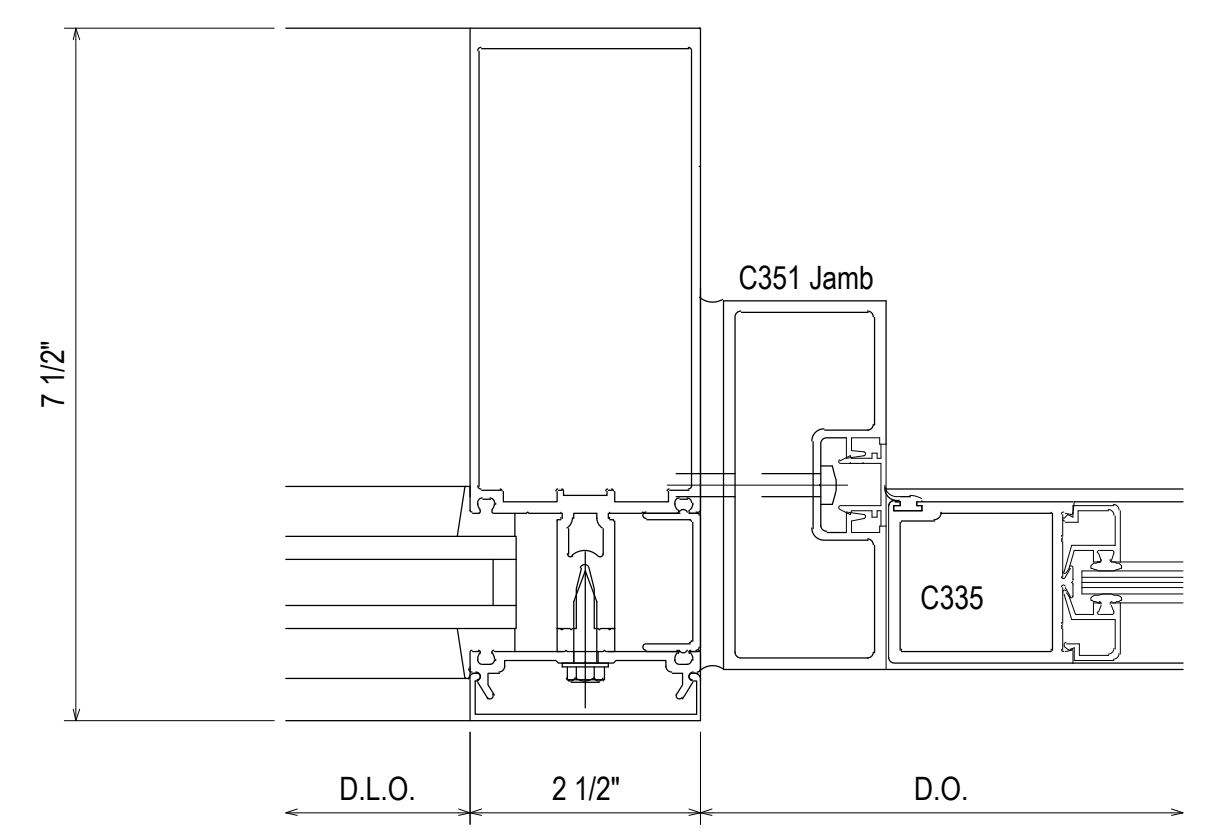
JOB # 19-017

DRAWN BY: RA DATE: 05.27.20  
CHECKED BY: JO DATE: 05.27.20

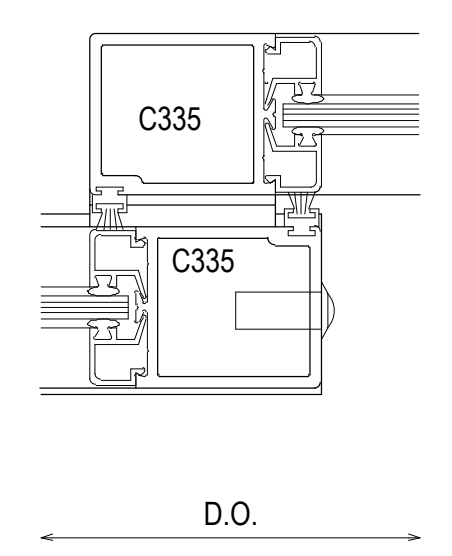
3.20



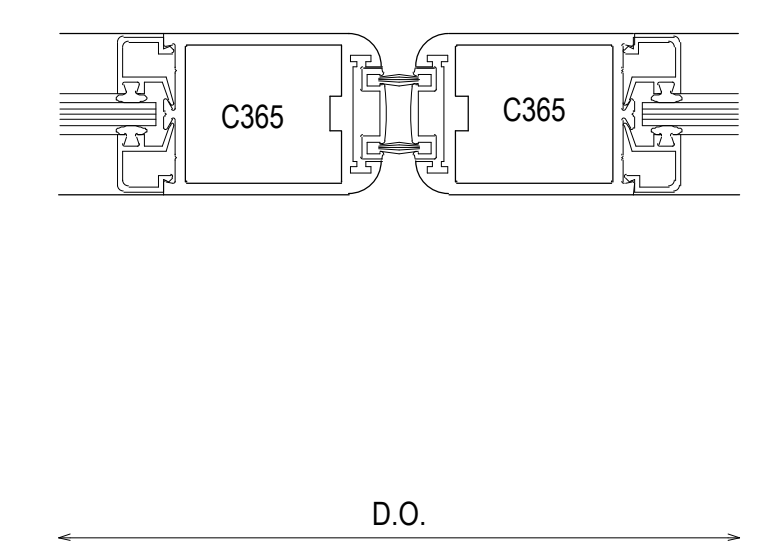
027850 INTERIOR/EXTERIOR WEATHERING  
162335 PRESSURE PLATE  
162006 COVER  
162004 HEAVY MULLION



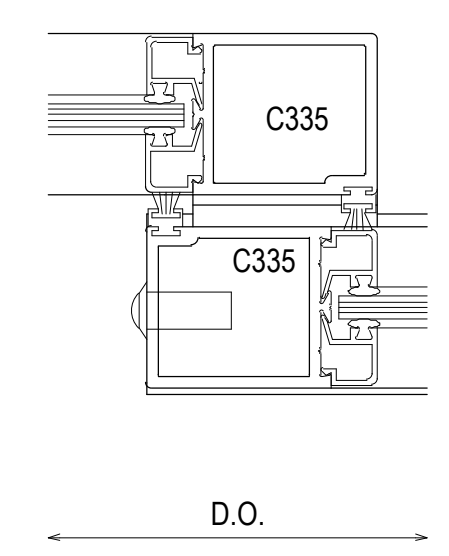
84  
3.21  
REF: N/A  
CW2.12 - CW2.13 - CW2.19



85  
3.21  
REF: N/A  
CW2.12 - CW2.13 - CW2.19

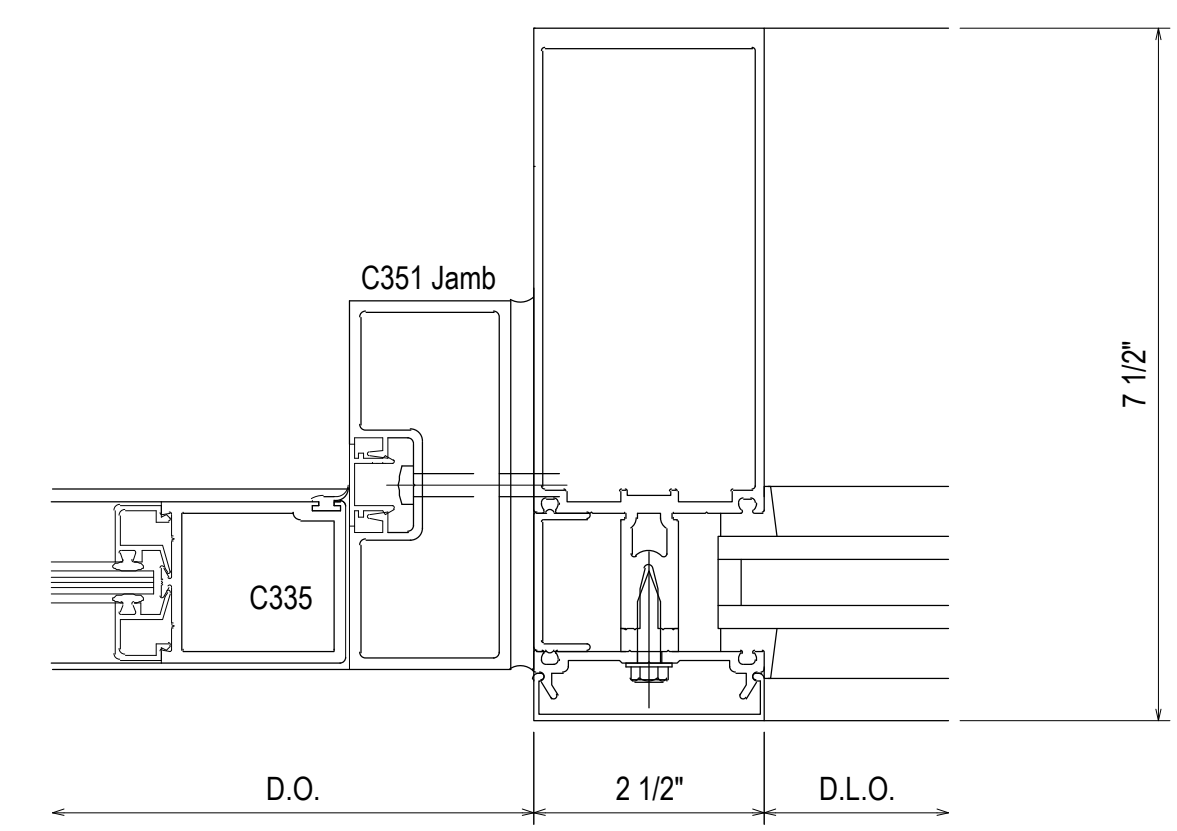


86  
3.21  
REF: N/A  
CW2.12 - CW2.13



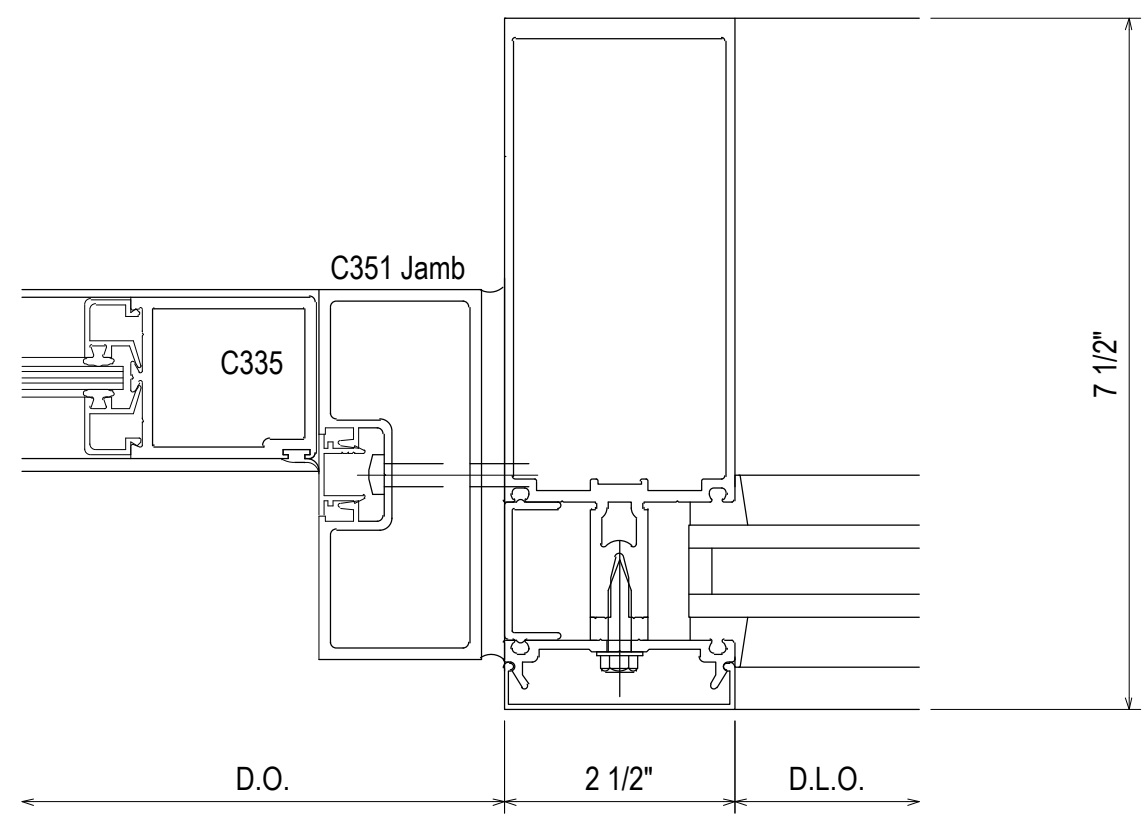
87  
3.21  
REF: N/A  
CW2.12 - CW2.13

027850 INTERIOR/EXTERIOR WEATHERING  
162335 PRESSURE PLATE  
162006 COVER  
162004 HEAVY MULLION



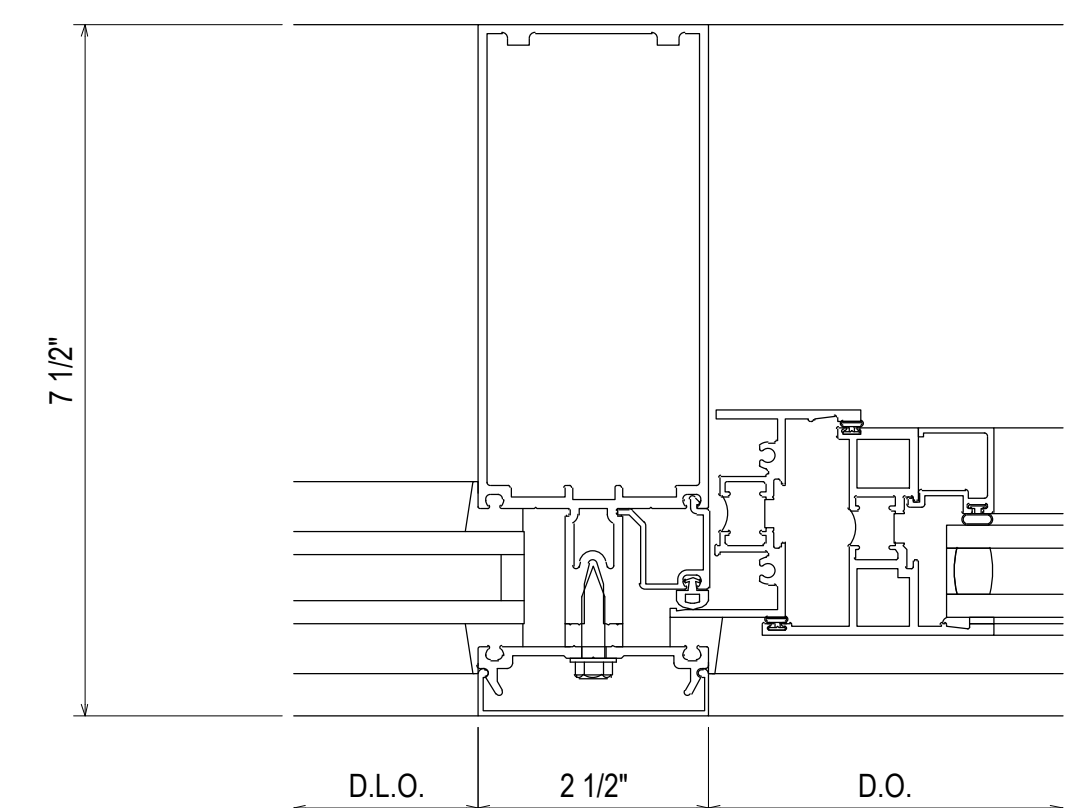
88  
3.21  
REF: N/A  
CW2.12 - CW2.13

027850 INTERIOR/EXTERIOR WEATHERING  
162335 PRESSURE PLATE  
162006 COVER  
162004 HEAVY MULLION



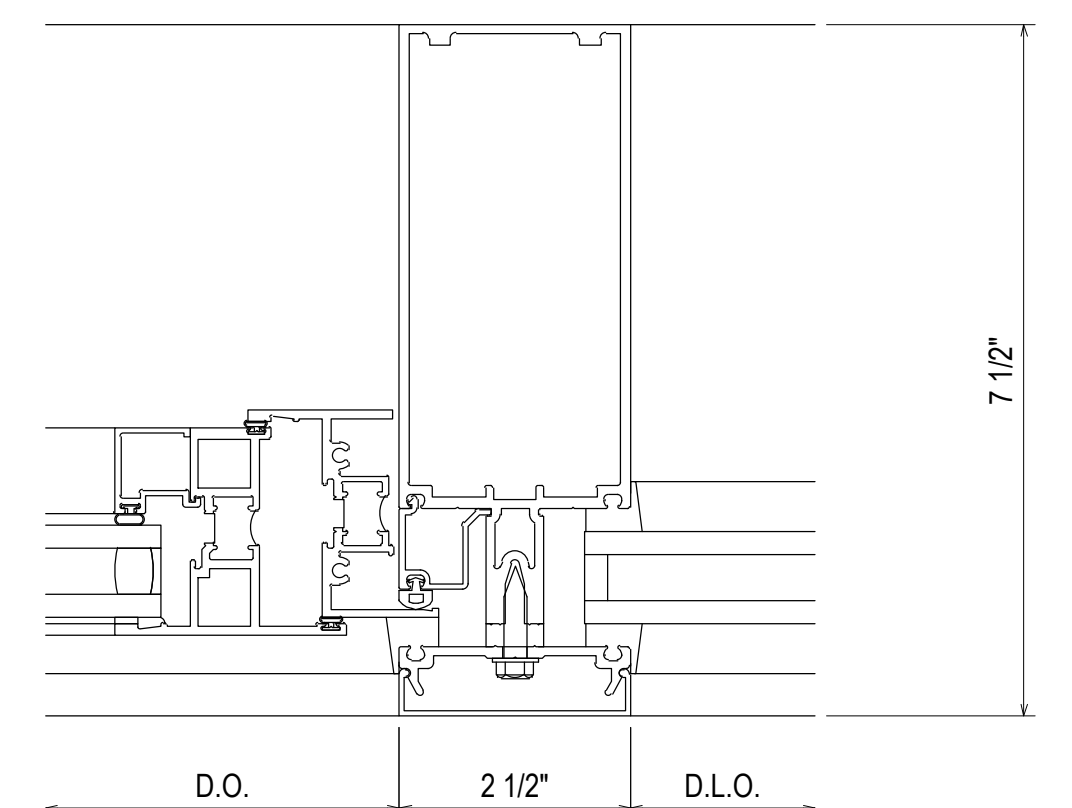
88A  
3.21  
REF: N/A  
CW2.19

162006 COVER  
162335 PRESSURE PLATE  
162003 MULLION  
162054 WINDOW ADAPTER



88B  
3.21  
REF: N/A  
CW2.18A


162006 COVER  
162335 PRESSURE PLATE  
162003 MULLION  
162054 WINDOW ADAPTER



88C  
3.21  
REF: N/A  
CW2.18A

07.22.20	1ST REVISION				
08.31.20	2ND REVISION (ENGINEERING)				
09.03.20	3RD REVISION (CW)				
01.19.21	4TH REVISION (RA)				
	DESCRIPTION				DATE
					DRAWING SUBMISSION

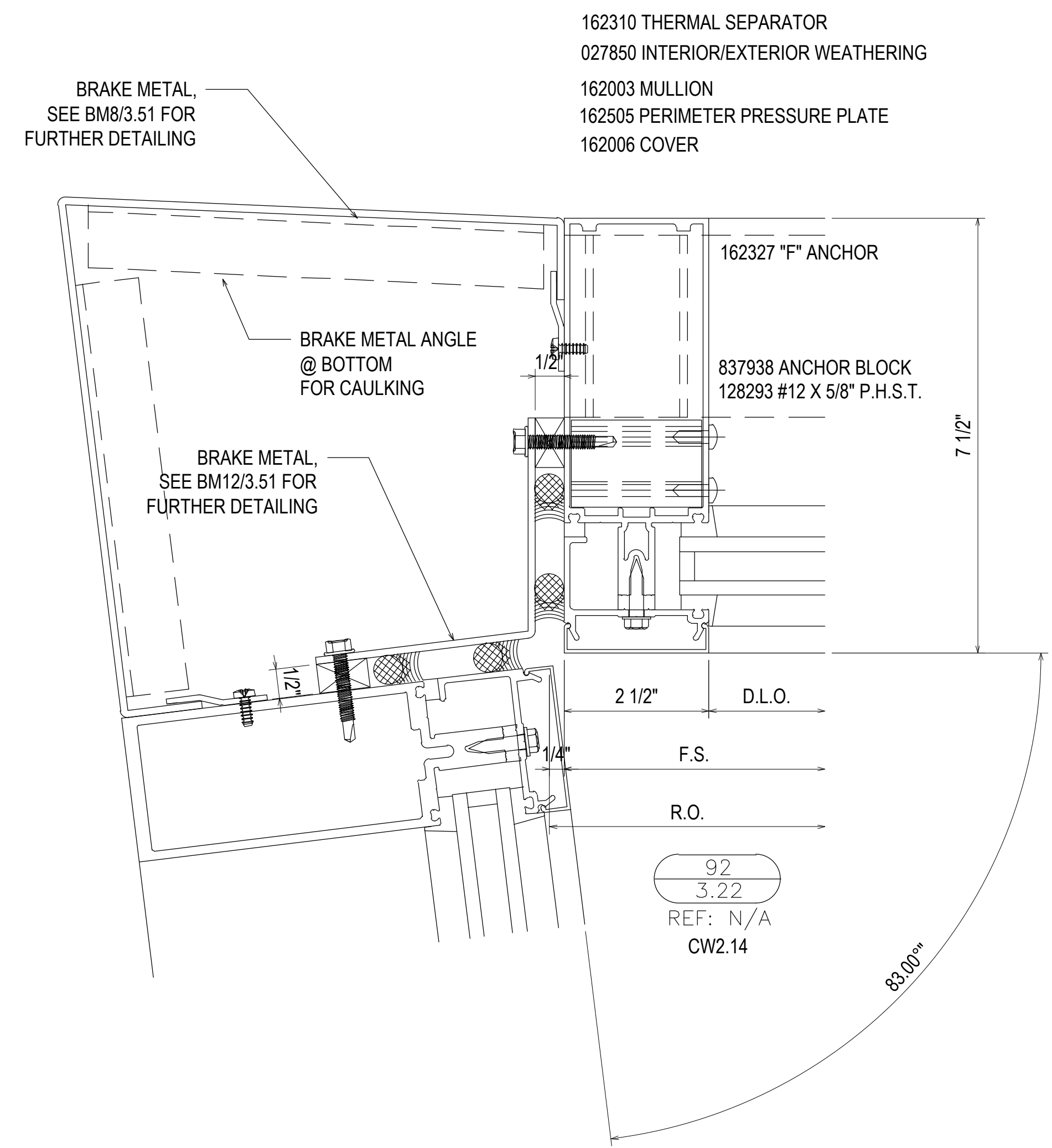
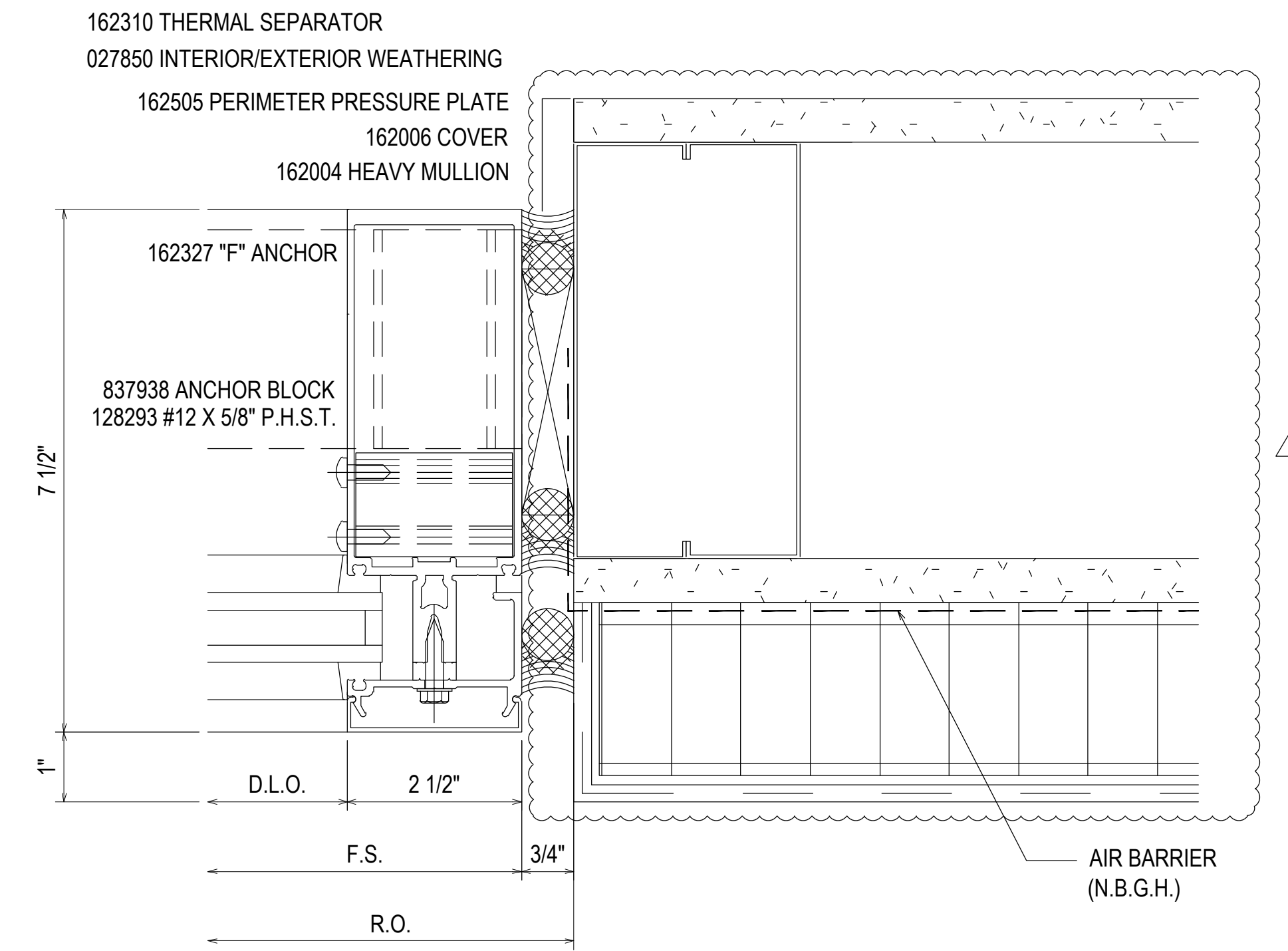
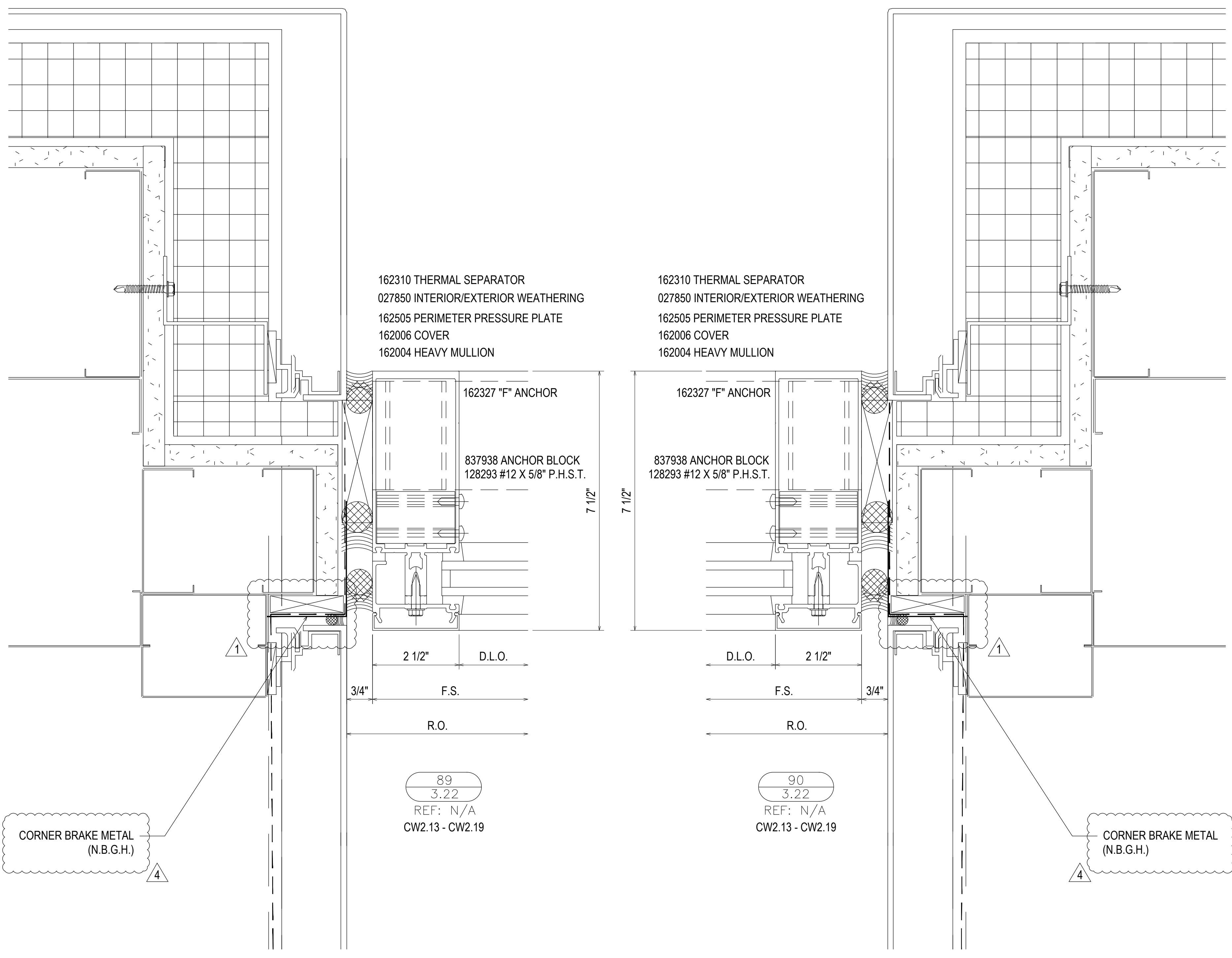
PIEDMONT ATHENS REGIONAL  
MASTER FACILITY PROJECT  
ATHENS, GA 30606



JOB # 19-017

DRAWN BY:	DATE:
RA	05.27.20
CHECKED BY:	DATE:
JO	05.27.20

3.21



NO	DATE	DESCRIPTION	DRAWING	SUBMISSION
1	07.22.20			
2	08.31.20	1ST REVISION (ENGINEERING)		
3	09.03.20	2ND REVISION (CW)		
4	01.19.21	3RD REVISION (RA)		

**PIEDMONT ATHENS REGIONAL  
MASTER FACILITY PROJECT  
ATHENS, GA 30606**

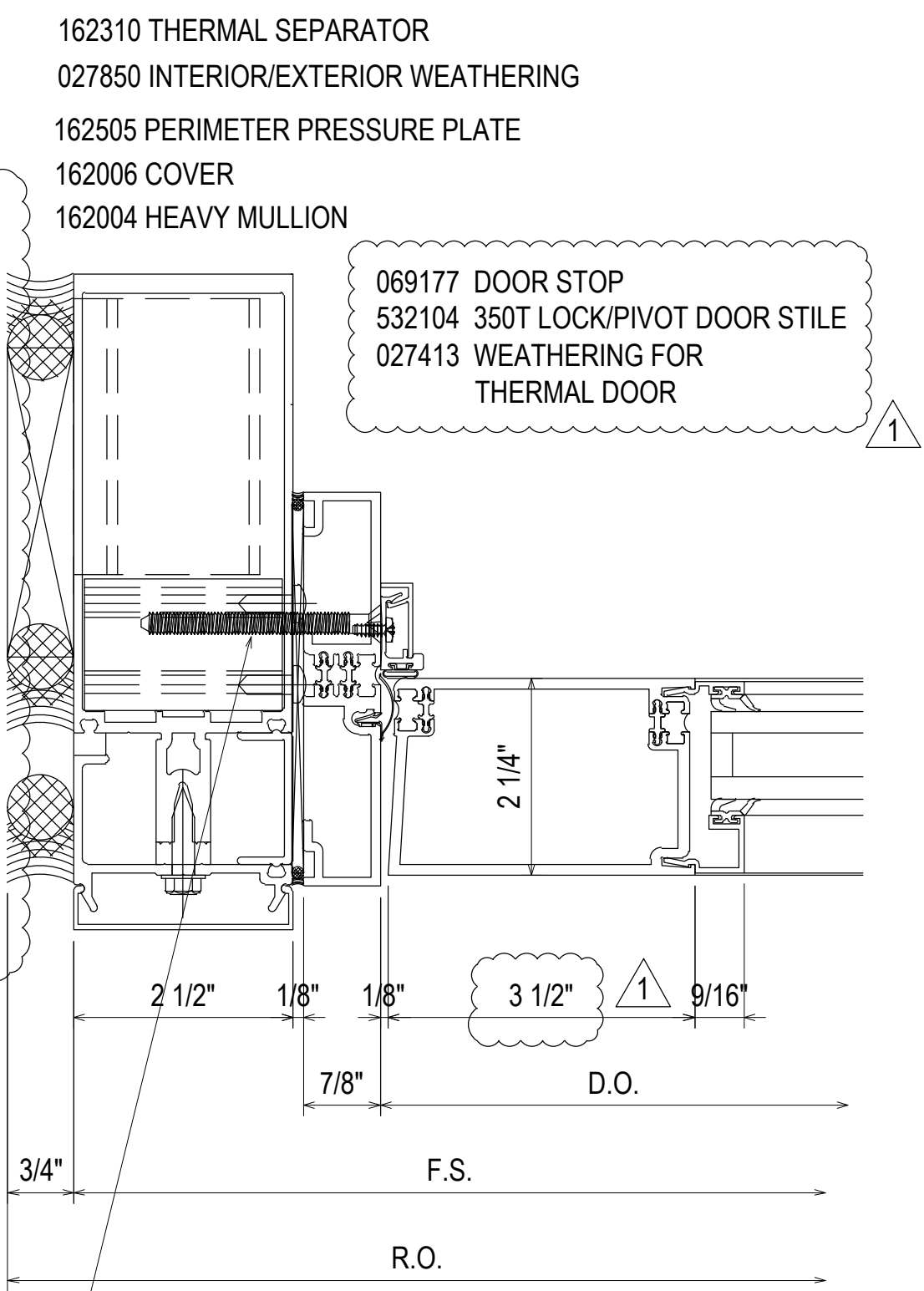


**JOB # 19-017**

DRAWN BY:	DATE:
RA	05.27.20
CHECKED BY:	DATE:
JO	05.27.20

**3.22**

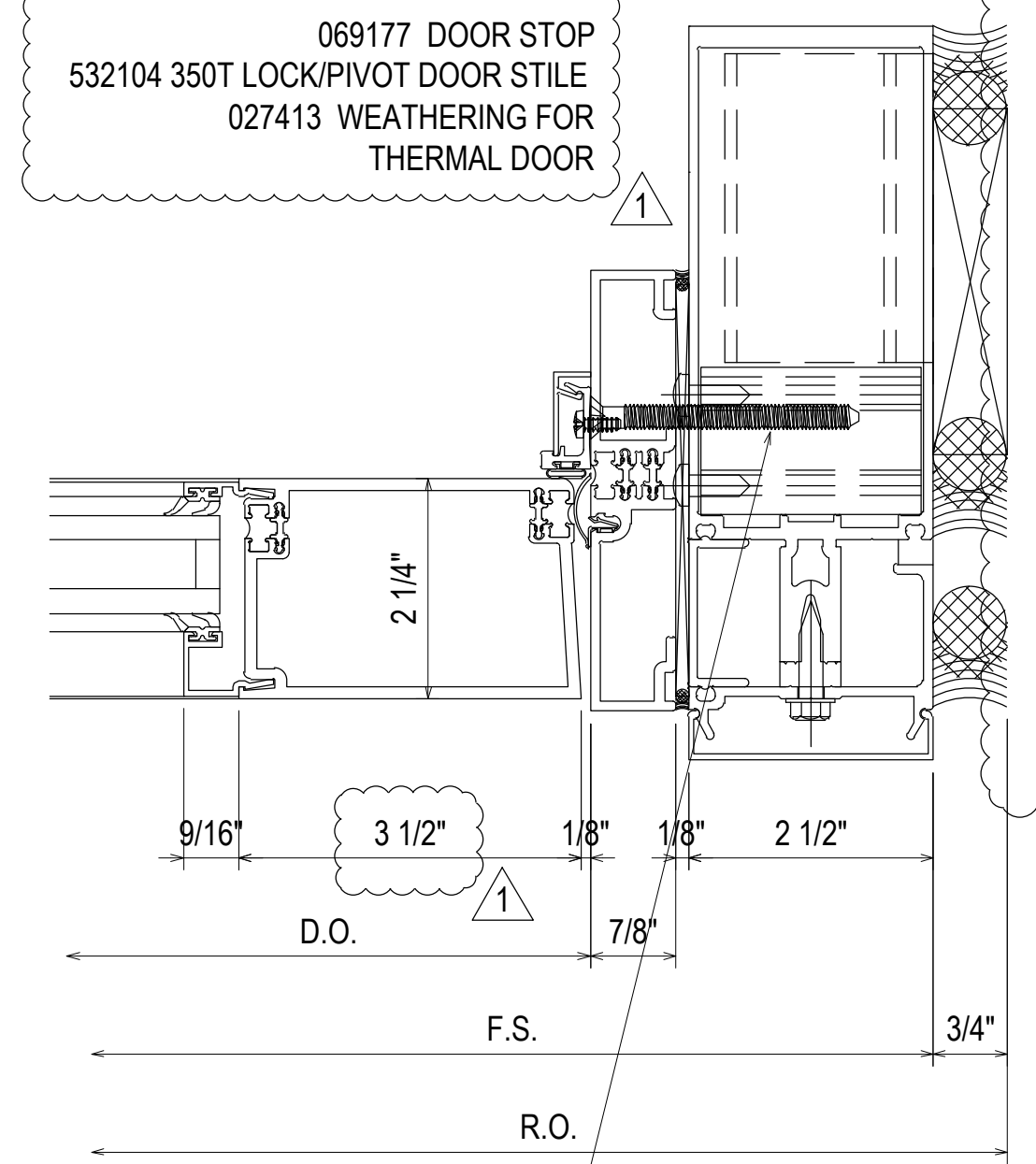
ARCH. NOTE: PLEASE CLARIFY SURROUNDING CONDITION AT THIS LOCATION



93  
3.23  
REF: N/A  
CW2.15

#12-24 GRADE 5 SMS WITH A MINIMUM FULL PENETRATION + 1/2" MINIMUM 3/8" EDGE DISTANCE SPACED 3" FROM END AND 24" O.C. THEREAFTER

162310 THERMAL SEPARATOR  
027850 INTERIOR/EXTERIOR WEATHERING  
162505 PERIMETER PRESSURE PLATE  
162006 COVER  
162004 HEAVY MULLION

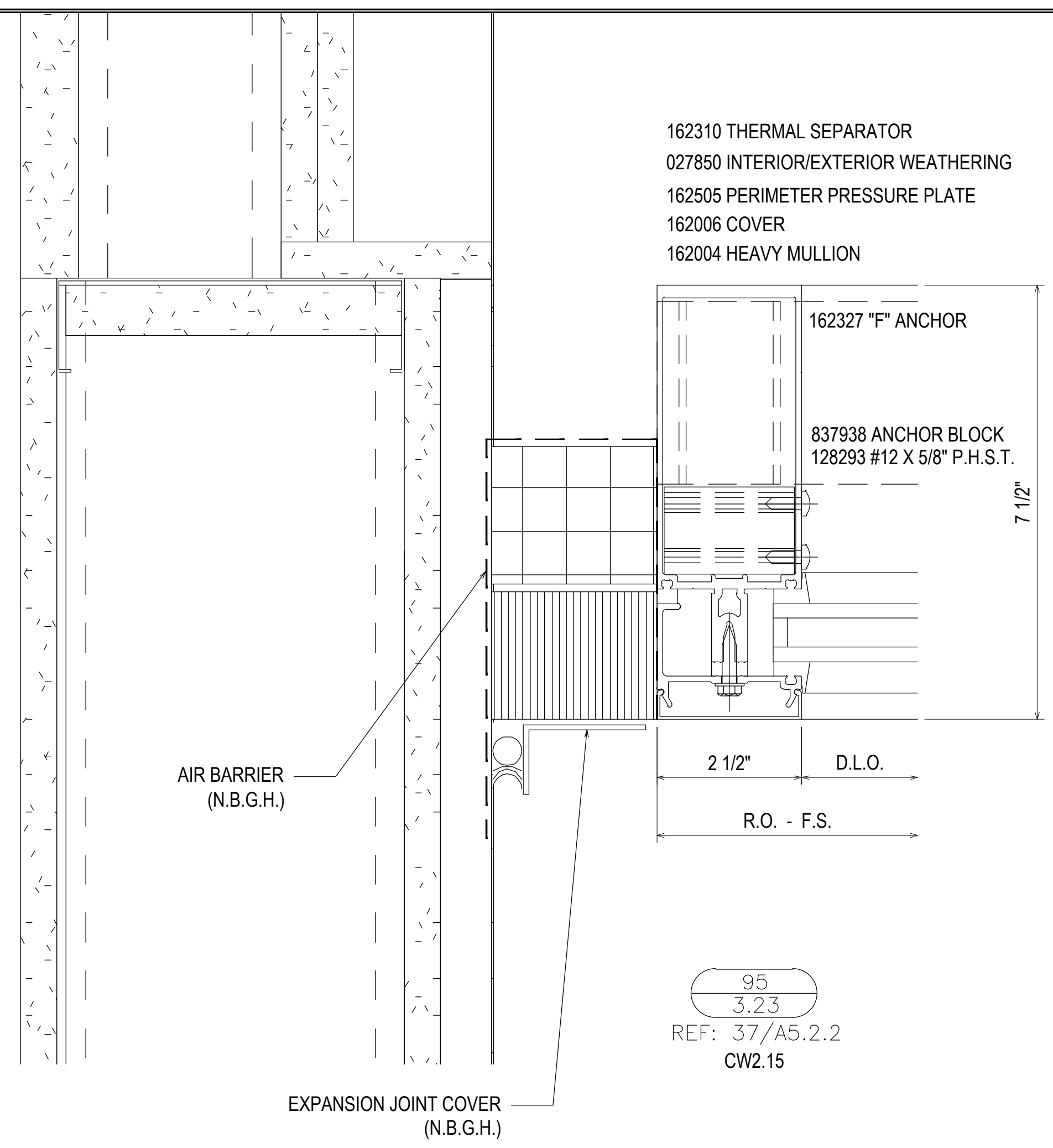


94  
3.23  
REF: N/A  
CW2.15

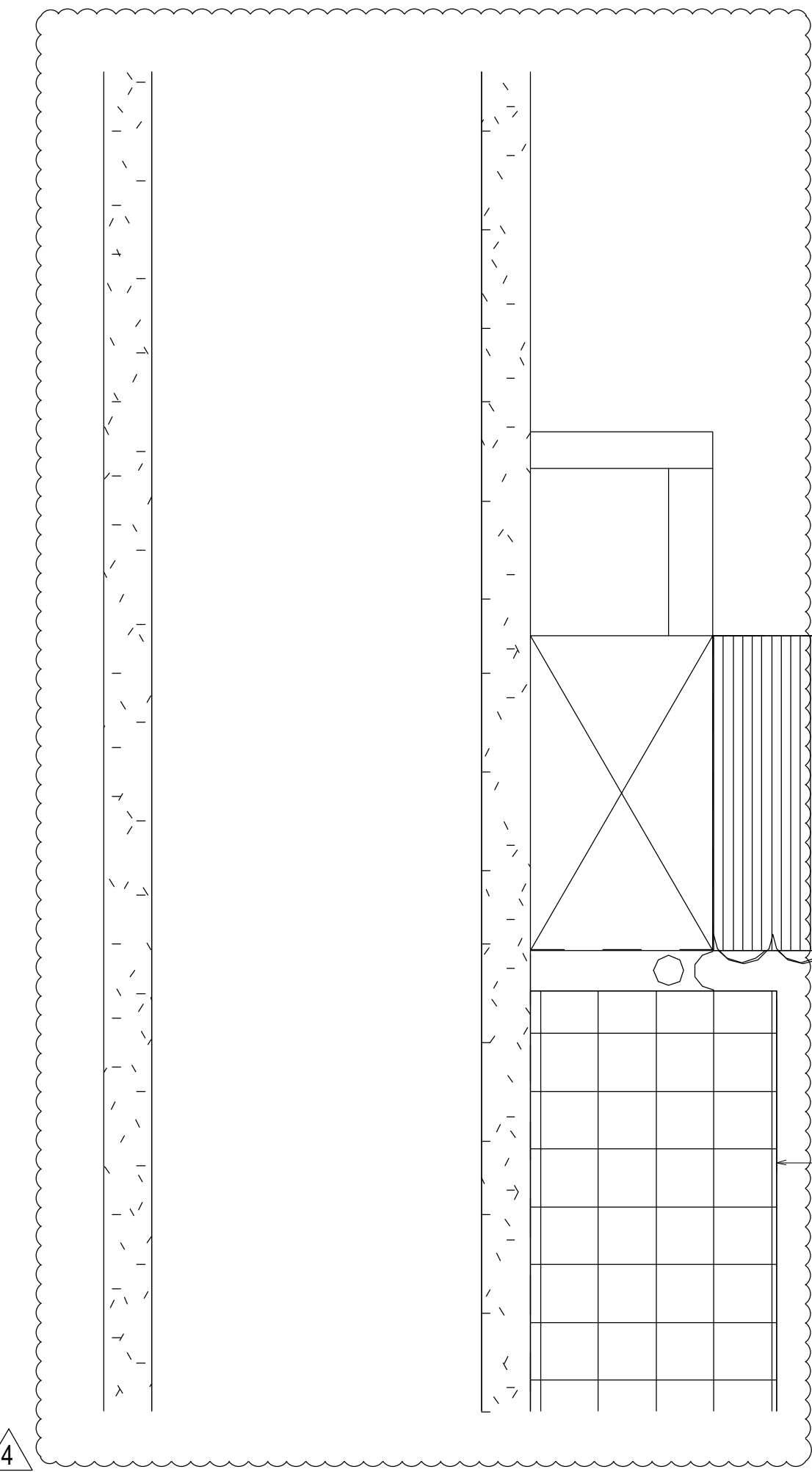
#12-24 GRADE 5 SMS WITH A MINIMUM FULL PENETRATION + 1/2" MINIMUM 3/8" EDGE DISTANCE SPACED 3" FROM END AND 24" O.C. THEREAFTER

ARCH. NOTE: PLEASE CLARIFY SURROUNDING CONDITION AT THIS LOCATION

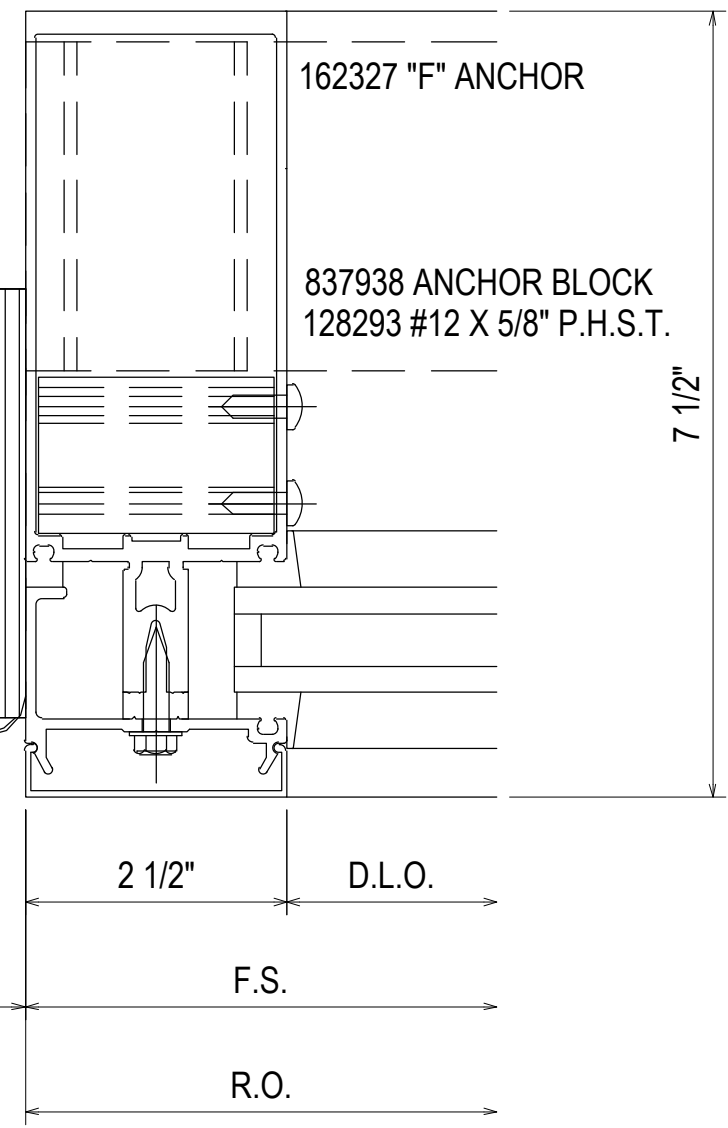
162310 THERMAL SEPARATOR  
027850 INTERIOR/EXTERIOR WEATHERING  
162505 PERIMETER PRESSURE PLATE  
162006 COVER  
162004 HEAVY MULLION



95  
3.23  
REF: 37/A5.2.2  
CW2.15

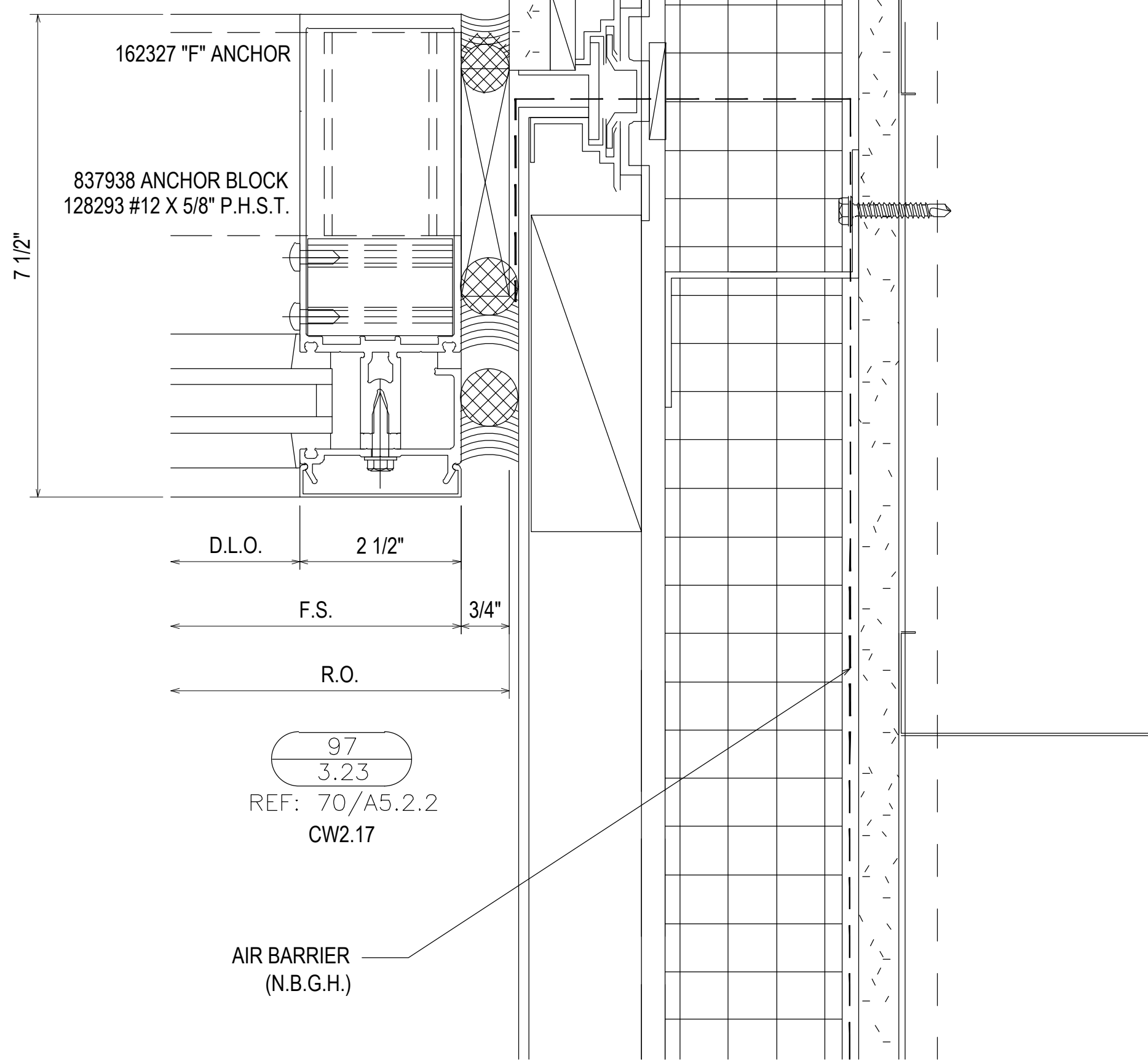


162310 THERMAL SEPARATOR  
027850 INTERIOR/EXTERIOR WEATHERING  
162505 PERIMETER PRESSURE PLATE  
162006 COVER  
162004 HEAVY MULLION



96  
3.25  
REF: 40/A5.2.2  
CW2.15


162310 THERMAL SEPARATOR  
027850 INTERIOR/EXTERIOR WEATHERING  
162505 PERIMETER PRESSURE PLATE  
162006 COVER  
162004 HEAVY MULLION



97  
3.23  
REF: 70/A5.2.2  
CW2.17

REVISION	DATE	DESCRIPTION	SUBMISSION
1ST REVISION	07.22.20		
2ND REVISION (ENGINEERING)	08.31.20		
3RD REVISION (CW)	09.03.20		
4TH REVISION (RA)	01.19.21		

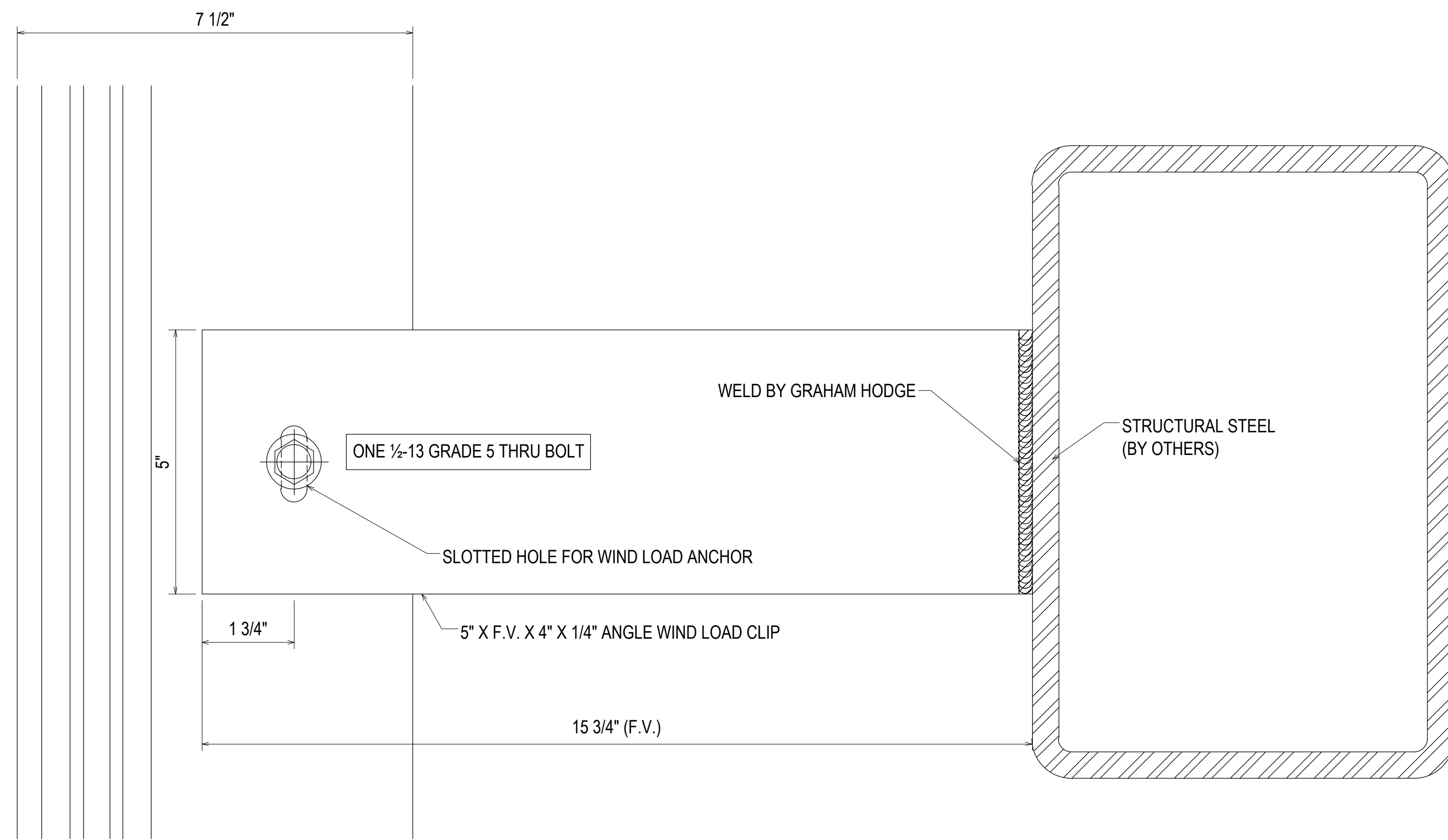
PIEDMONT ATHENS REGIONAL  
MASTER FACILITY PROJECT  
ATHENS, GA 30606



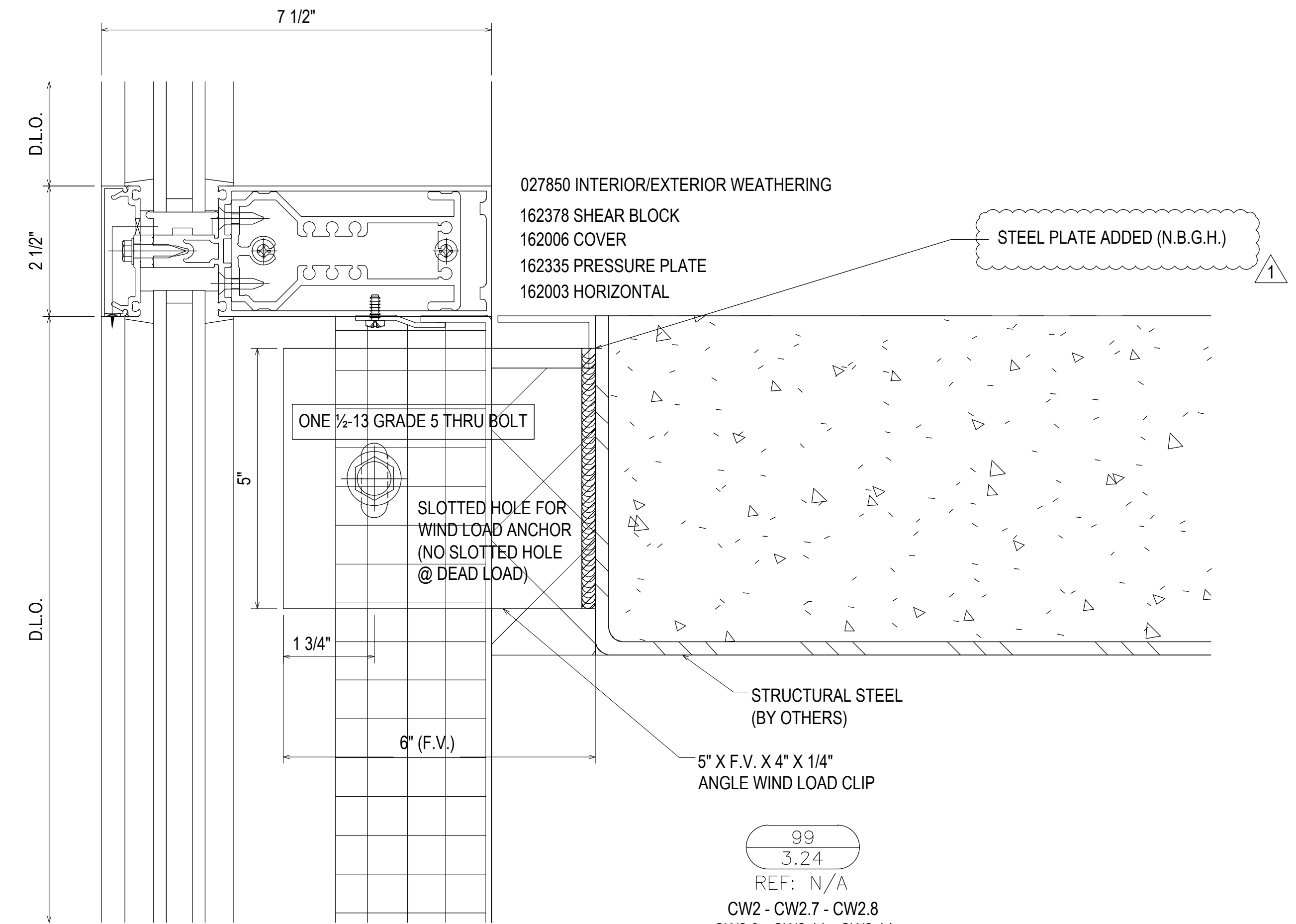
JOB # 19-017

DRAWN BY:	DATE:
RA	05.27.20
CHECKED BY:	DATE:
JO	05.27.20

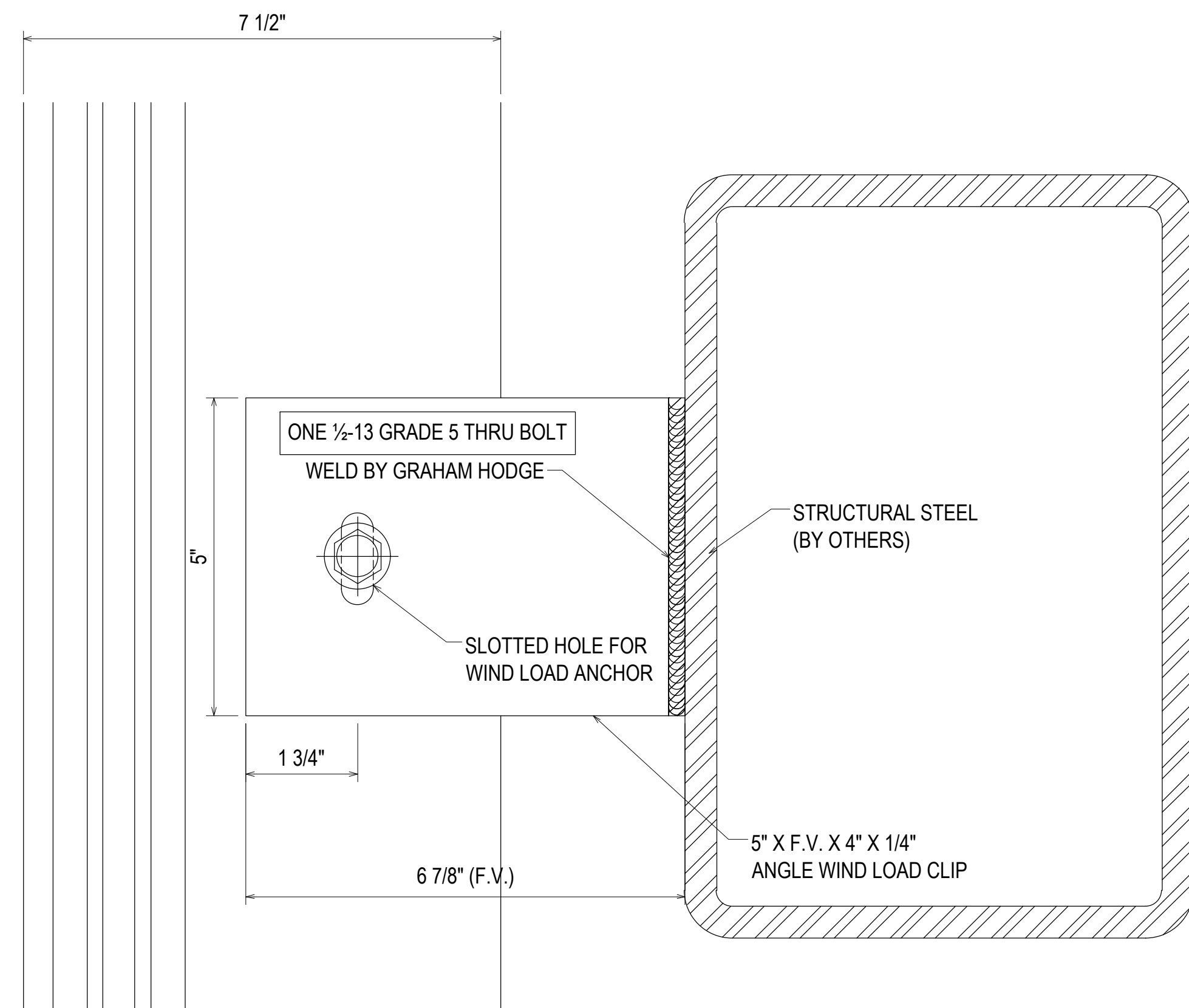
3.23



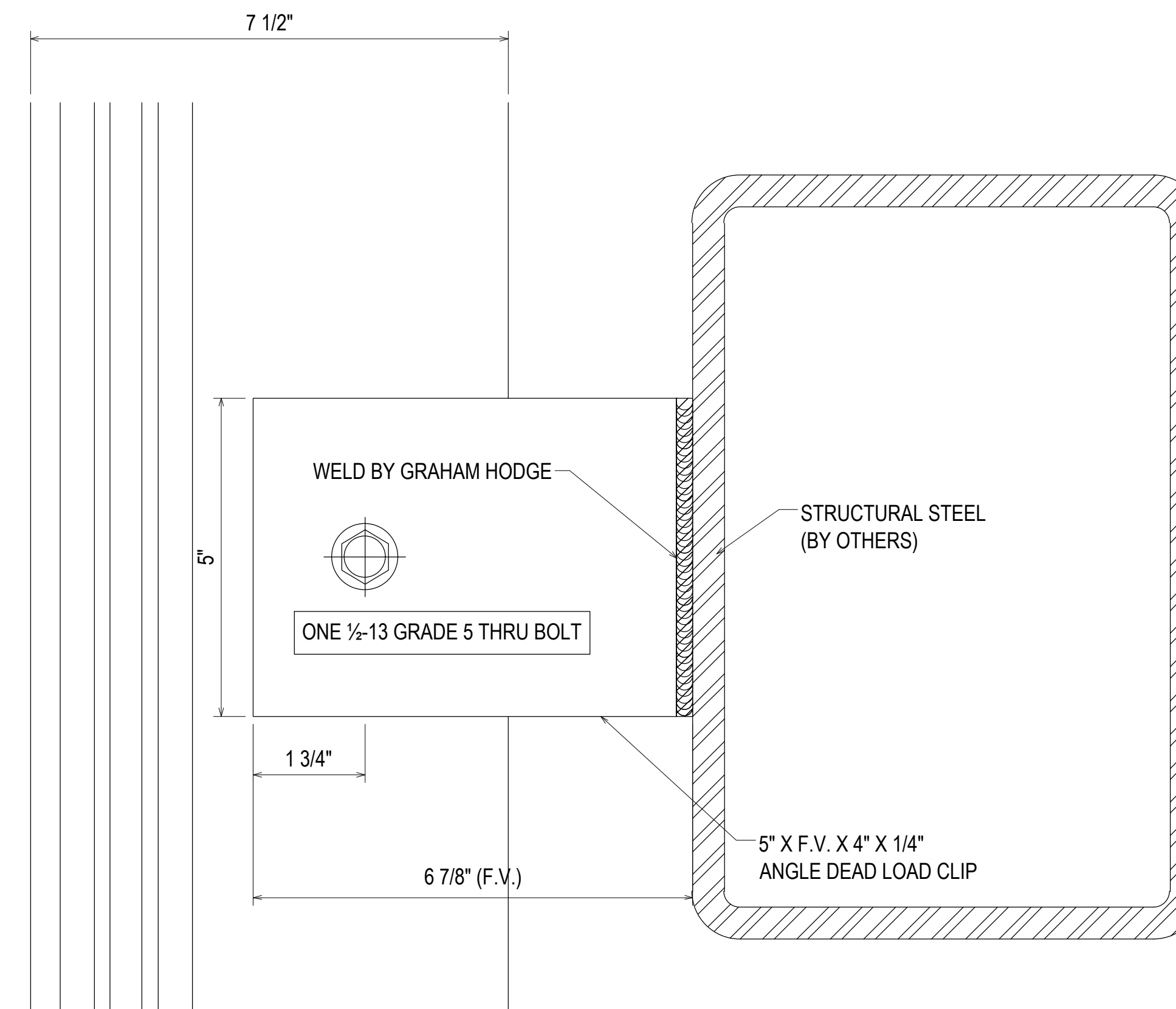
98  
3.24  
REF: N/A  
2-2A-4 - CW2.5  
CW2.10 - CW2A.5



99  
3.24  
REF: N/A  
CW2 - CW2.7 - CW2.8  
CW2.9 - CW2.11 - CW2.14  
CW2.15



100  
3.24  
REF: N/A  
CW2.2 - CW2.17



101  
3.24  
REF: N/A  
CW2.2

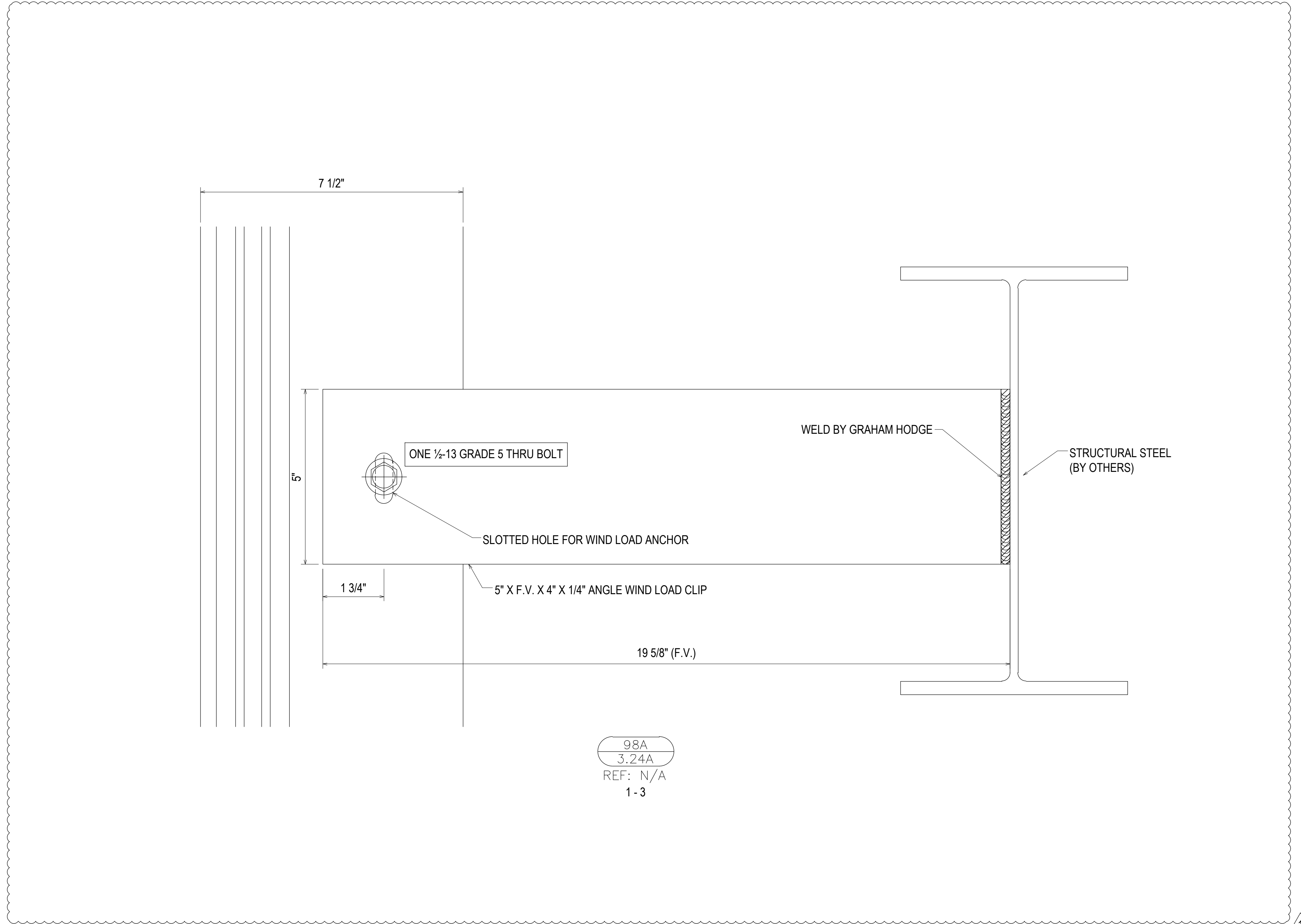
DATE	DESCRIPTION	NO	DATE	DESCRIPTION	NO
07.22.20	1ST REVISION		02.17.21	5TH REVISION - RADIUS (RA)	
08.31.20	2ND REVISION (ENGINEERING)		03.31.21	6TH REVISION - CONNECTOR (RA)	
09.03.20	3RD REVISION (CW)		04.12.21	7TH REVISION - CW2.19 (GFS)	
01.19.21	4TH REVISION (RA)		03.01.22	8TH REVISION - EXTEND HEAD AND NOTCH (PH)	

**PIEDMONT ATHENS REGIONAL  
MASTER FACILITY PROJECT  
ATHENS, GA 30606**



JOB # 19-017

DRAWN BY:	DATE:
RA	05.27.20
CHECKED BY:	DATE:
JO	05.27.20



98A  
3.24A  
REF: N/A  
1-3

NO	DESCRIPTION	DATE
NO	DESCRIPTION	DATE
NO	DESCRIPTION	DATE
NO	DESCRIPTION	DATE
NO	DESCRIPTION	DATE

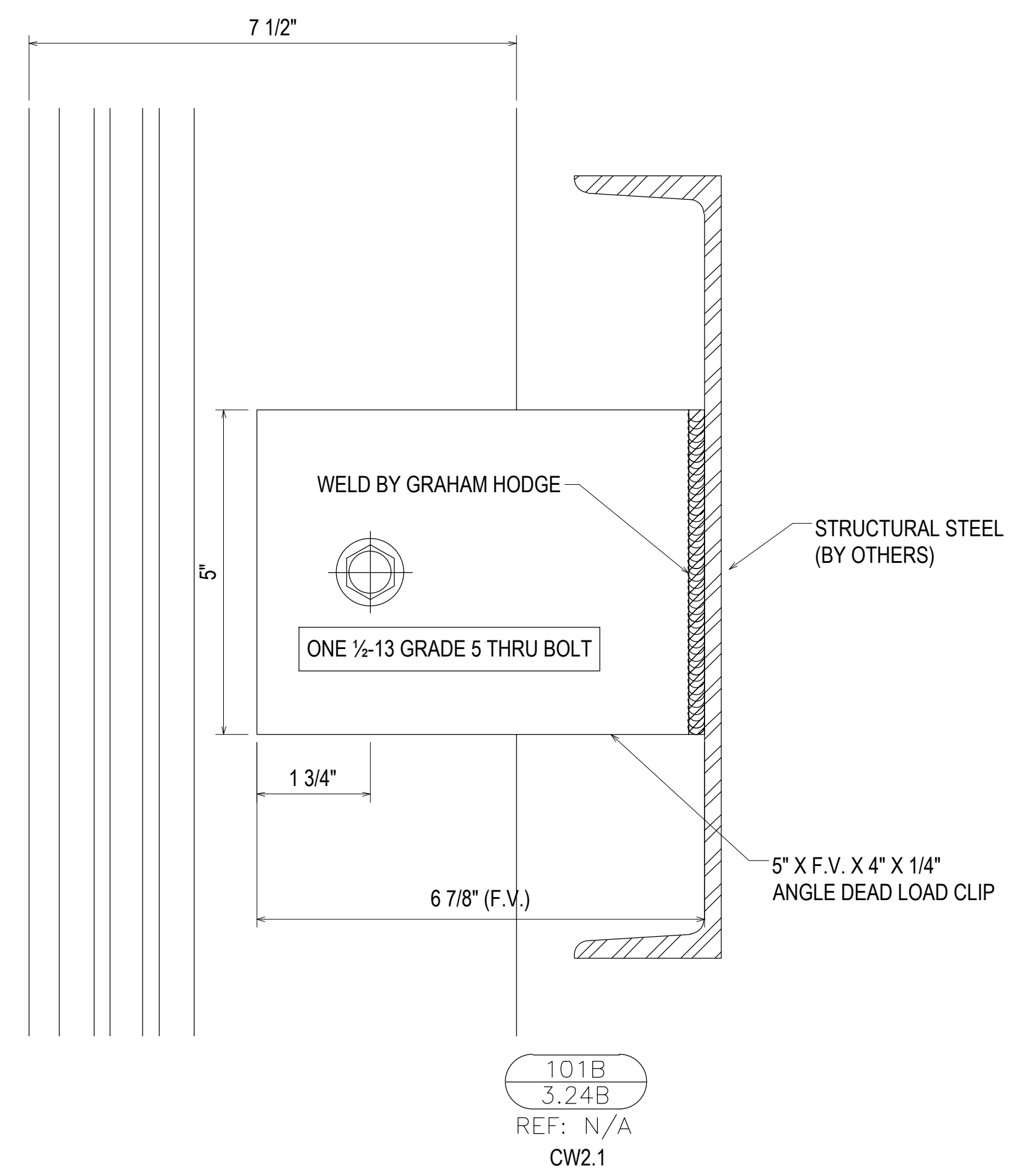
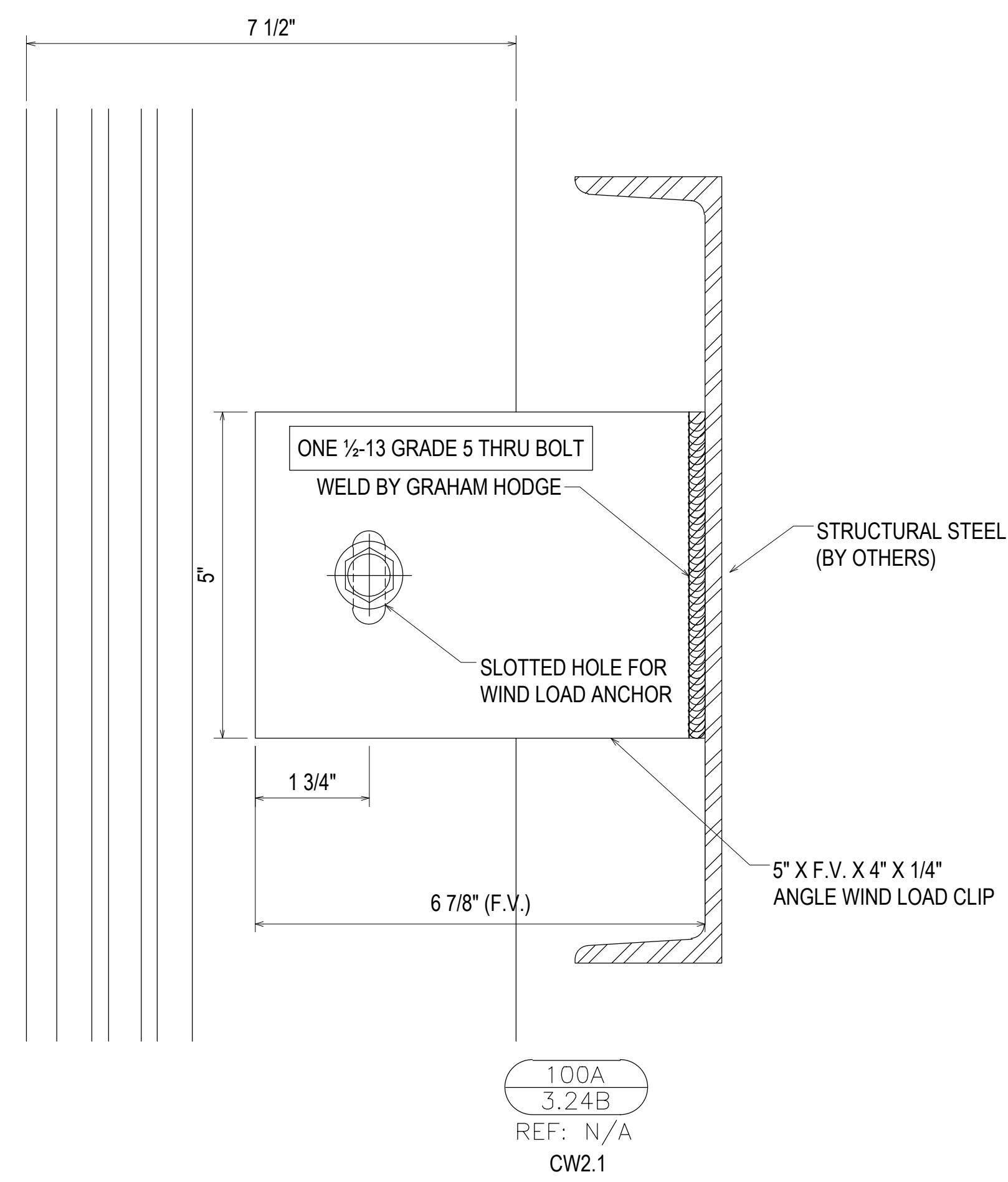
**PIEDMONT ATHENS REGIONAL  
MASTER FACILITY PROJECT  
ATHENS, GA 30606**



**JOB # 19-017**


DRAWN BY:	DATE:
RA	05.27.20
CHECKED BY:	DATE:
JO	05.27.20

**3.24A**



NO	DATE	DESCRIPTION
NO	02.17.21	5TH REVISION - RADIUS (RA)
NO	03.31.21	6TH REVISION - CONNECTOR (RA)
NO	04.12.21	7TH REVISION - CW2.19 (GFS)
NO	03.01.22	8TH REVISION - EXTEND HEAD AND NOTCH (PH)
NO		DESCRIPTION
NO		DATE
NO		DRAWING SUBMISSION

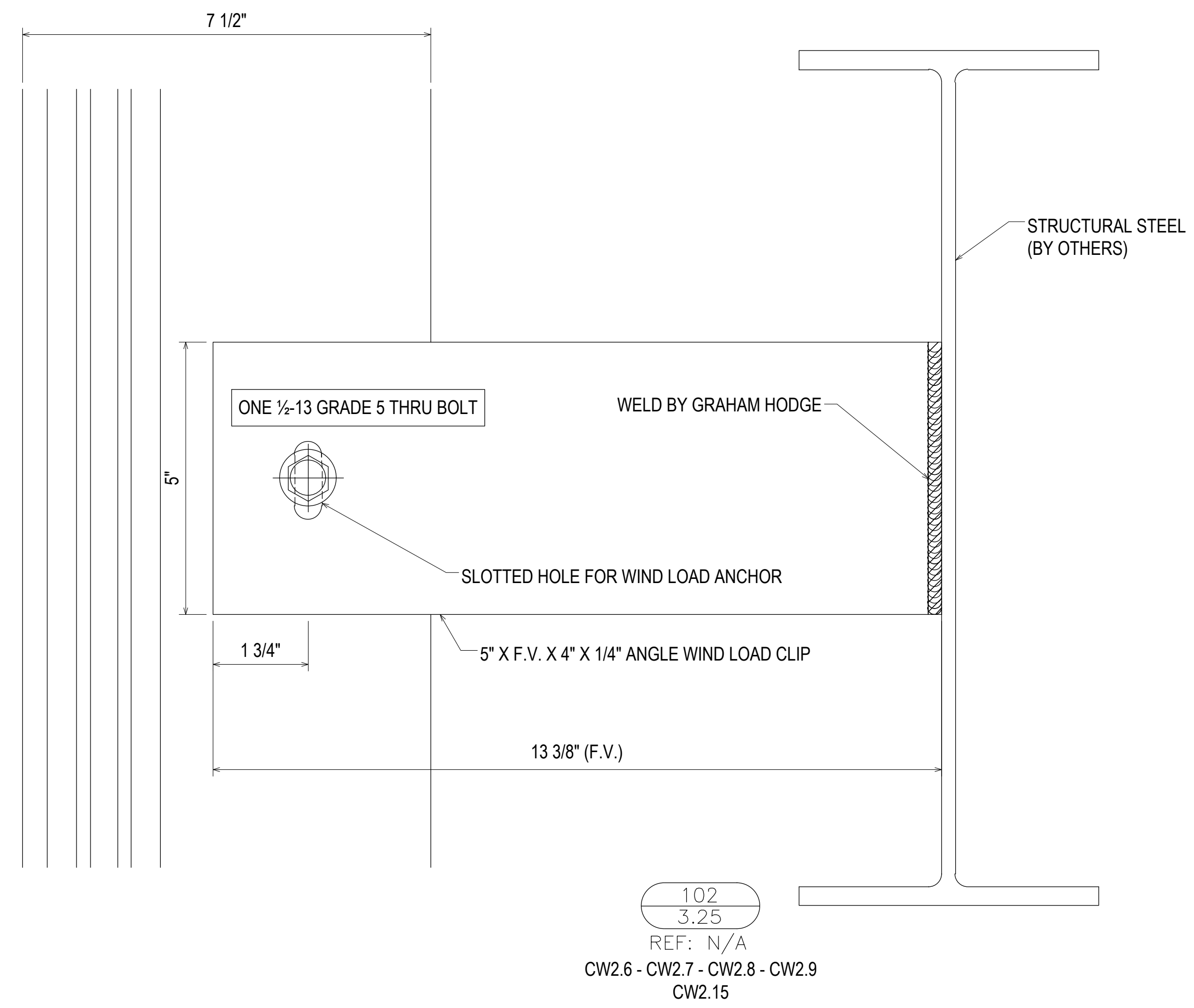
**PIEDMONT ATHENS REGIONAL  
MASTER FACILITY PROJECT  
ATHENS, GA 30606**



**JOB # 19-017**

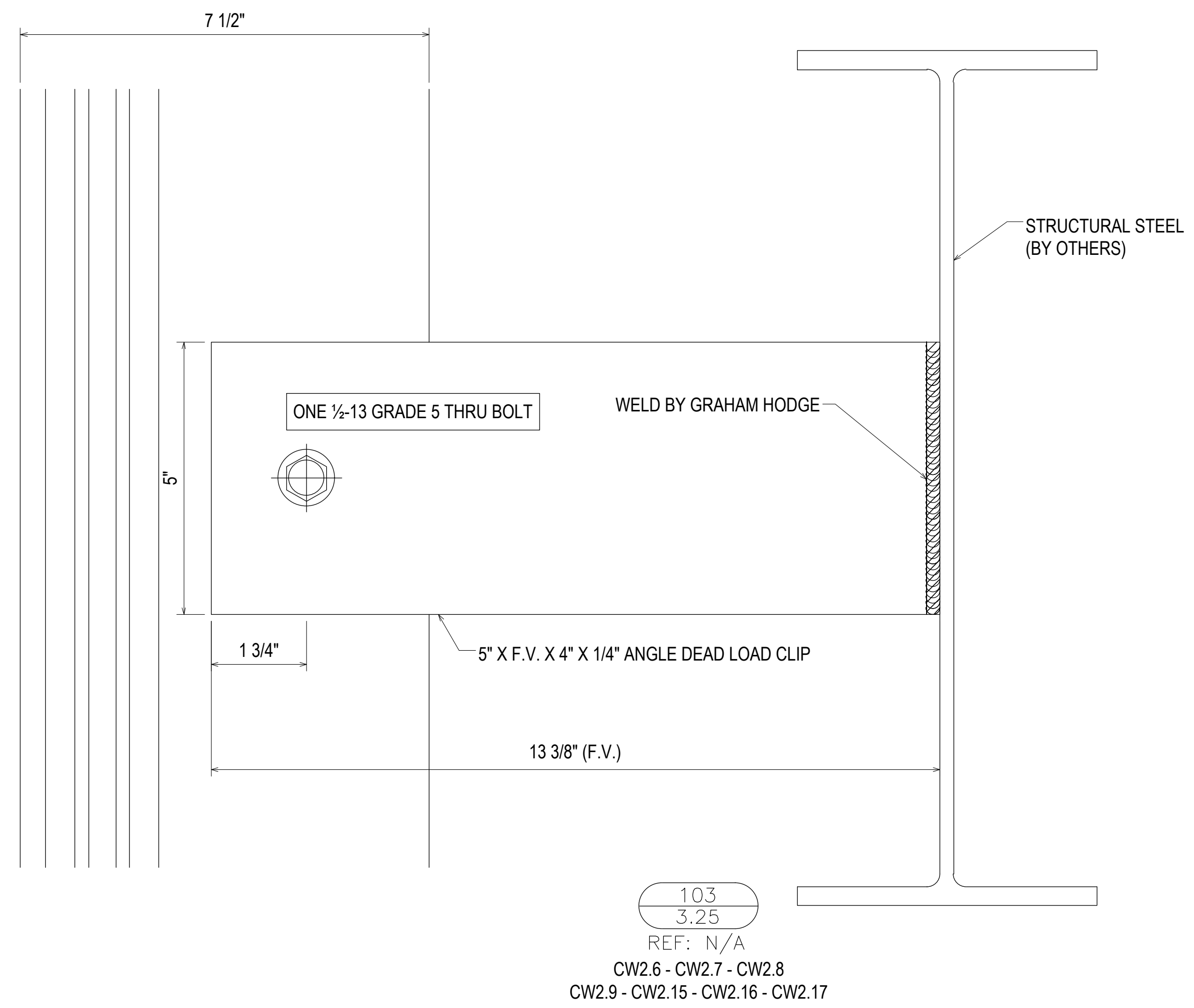
DRAWN BY:	DATE:
RA	05.27.20
CHECKED BY:	DATE:
JO	05.27.20

**3.24B**



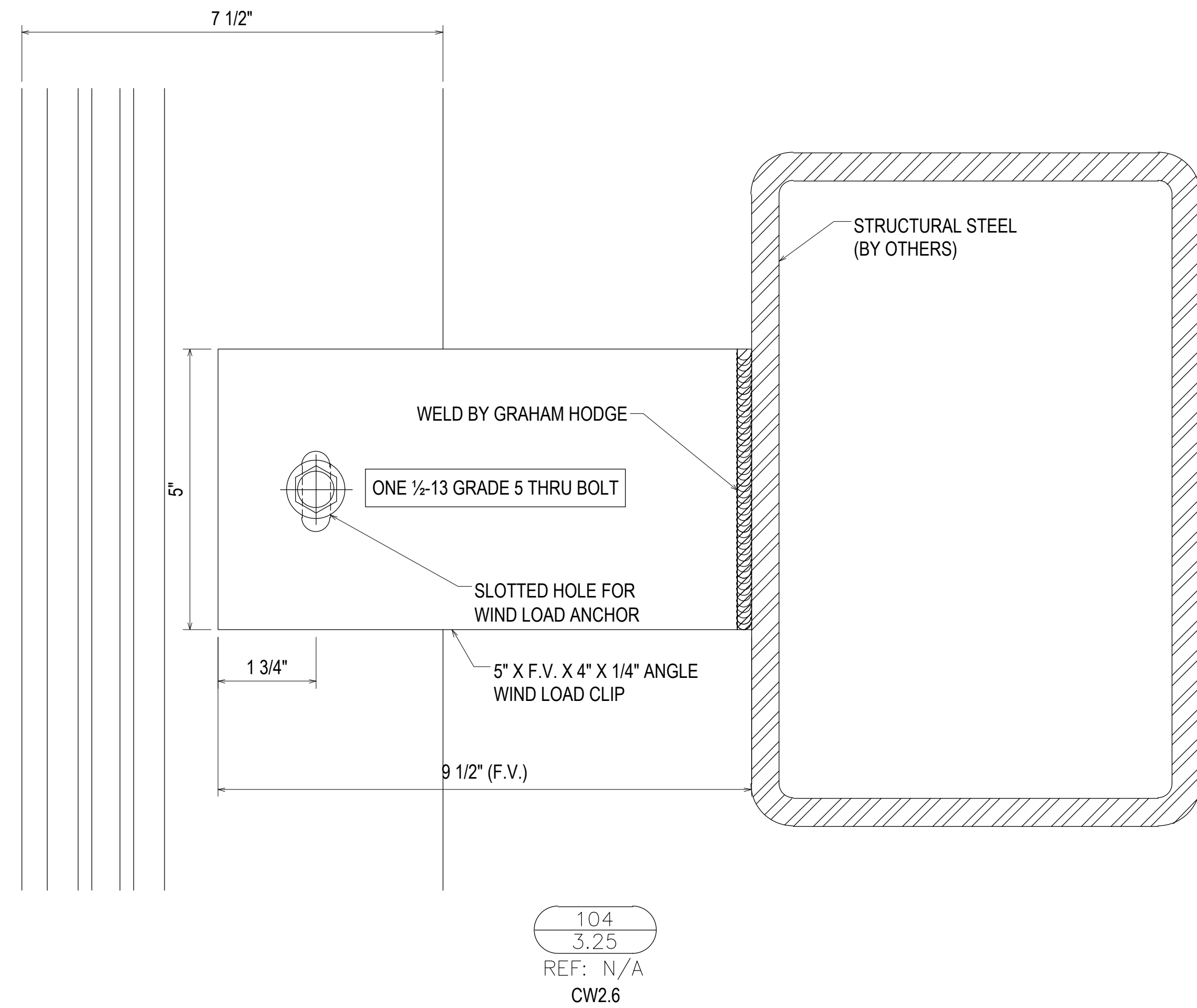
102  
3.25  
REF: N/A

CW2.6 - CW2.7 - CW2.8 - CW2.9  
CW2.15



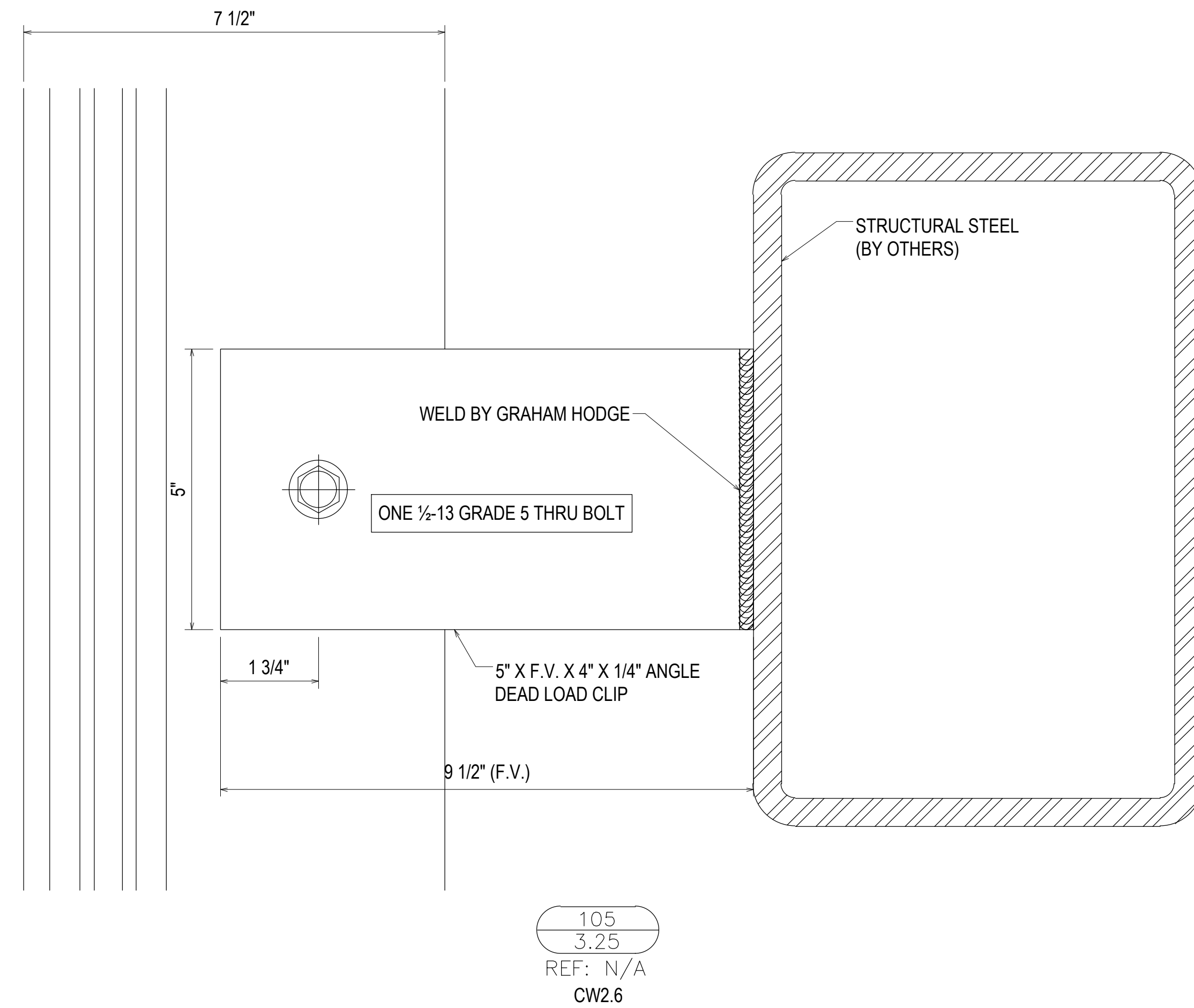
103  
3.25  
REF: N/A

CW2.6 - CW2.7 - CW2.8  
CW2.9 - CW2.15 - CW2.16 - CW2.17



104  
3.25  
REF: N/A

CW2.6



105  
3.25  
REF: N/A

CW2.6

NO	DATE	DESCRIPTION	DRAWING	SUBMISSION
NO	02.17.21	5TH REVISION - RADIUS (RA)		
△	03.31.21	6TH REVISION - CONNECTOR (RA)		
△	04.12.21	7TH REVISION - CW2.19 (GFS)		
△	03.01.22	8TH REVISION - EXTEND HEAD AND NOTCH (PH)		
NO	DATE	DESCRIPTION	DRAWING	SUBMISSION
NO				
NO				
NO				

**PIEDMONT ATHENS REGIONAL  
MASTER FACILITY PROJECT  
ATHENS, GA 30606**

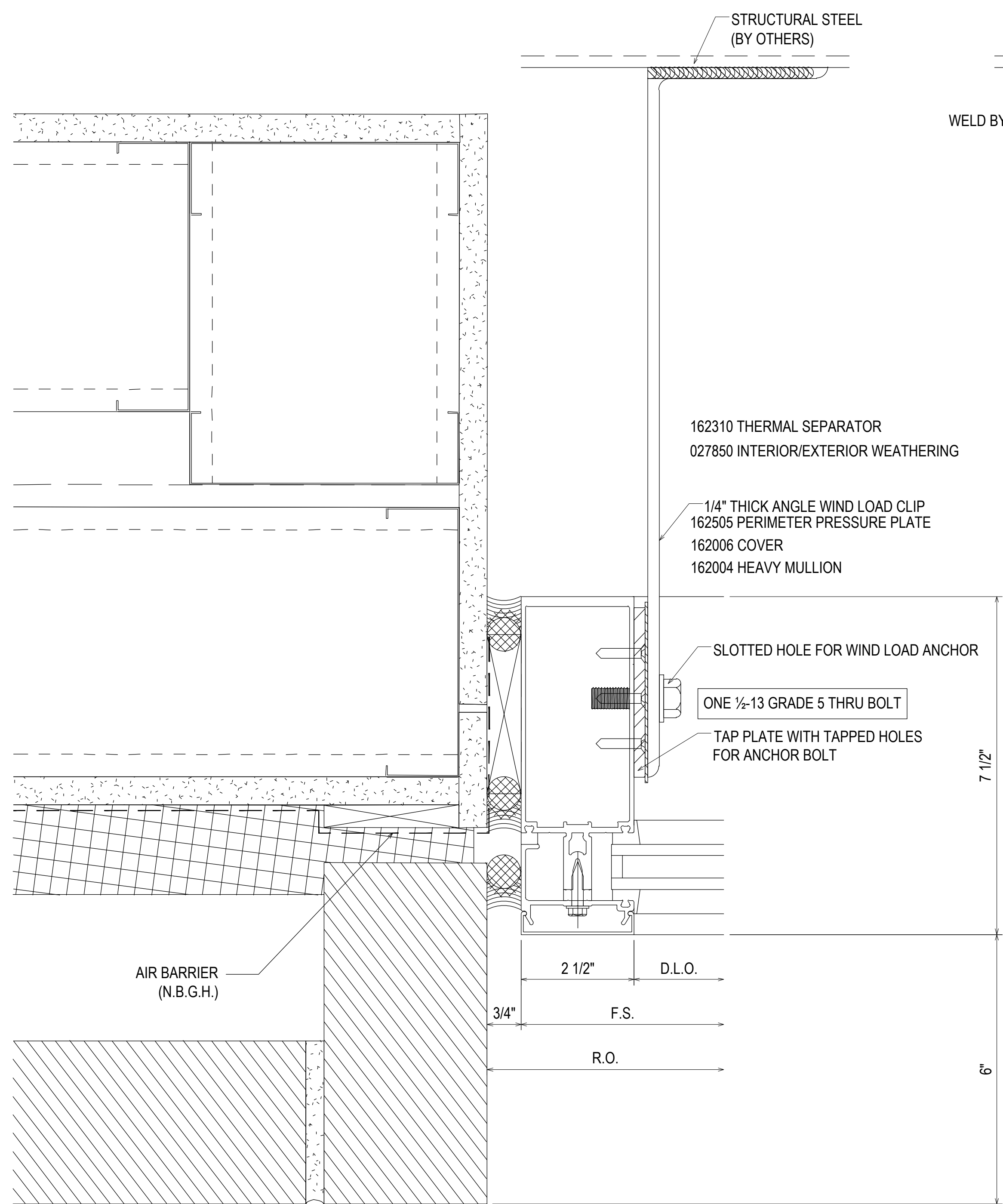


**JOB # 19-017**

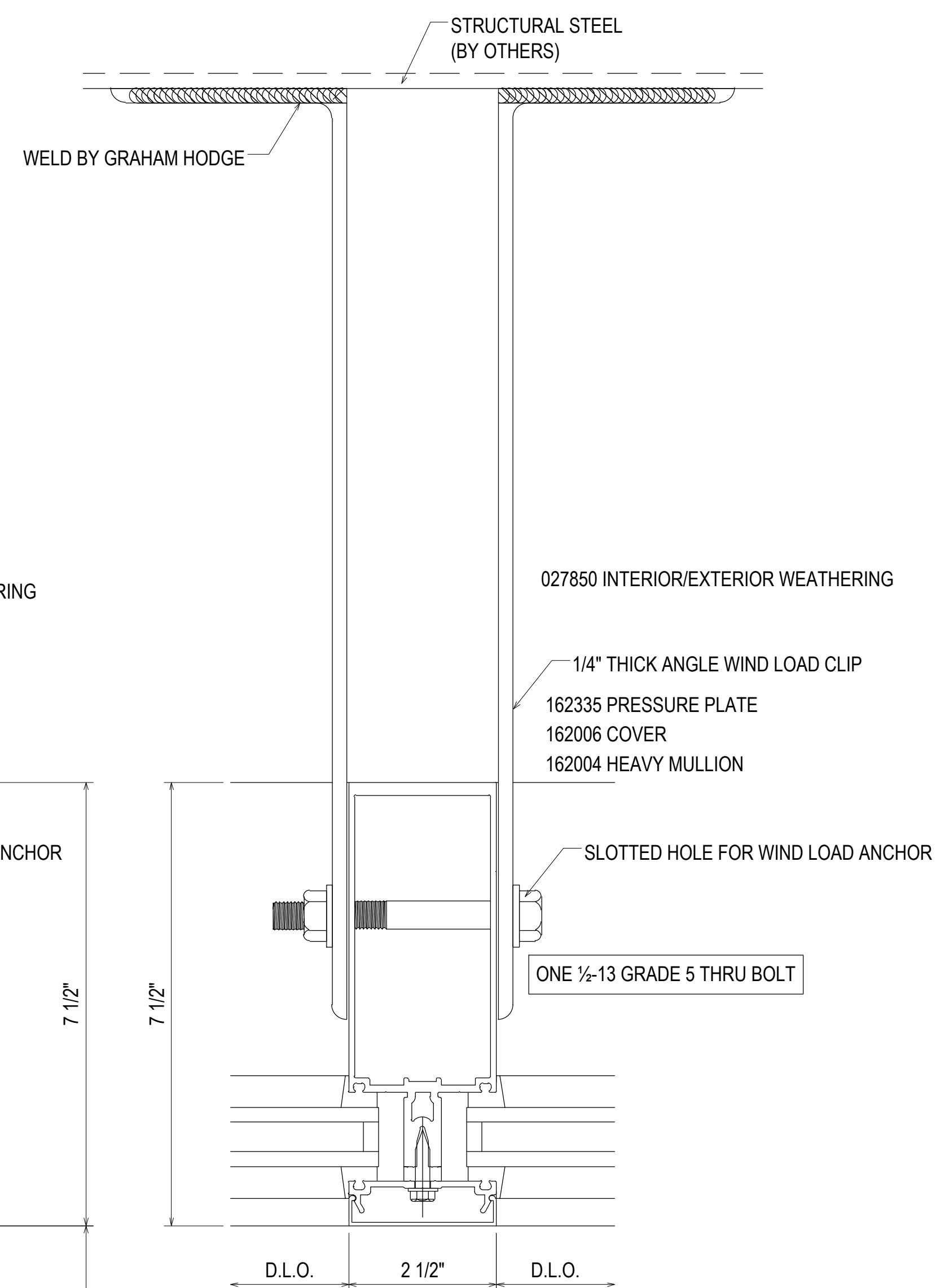
DRAWN BY: RA	DATE: 05.27.20
CHECKED BY: JO	DATE: 05.27.20

**3.25**

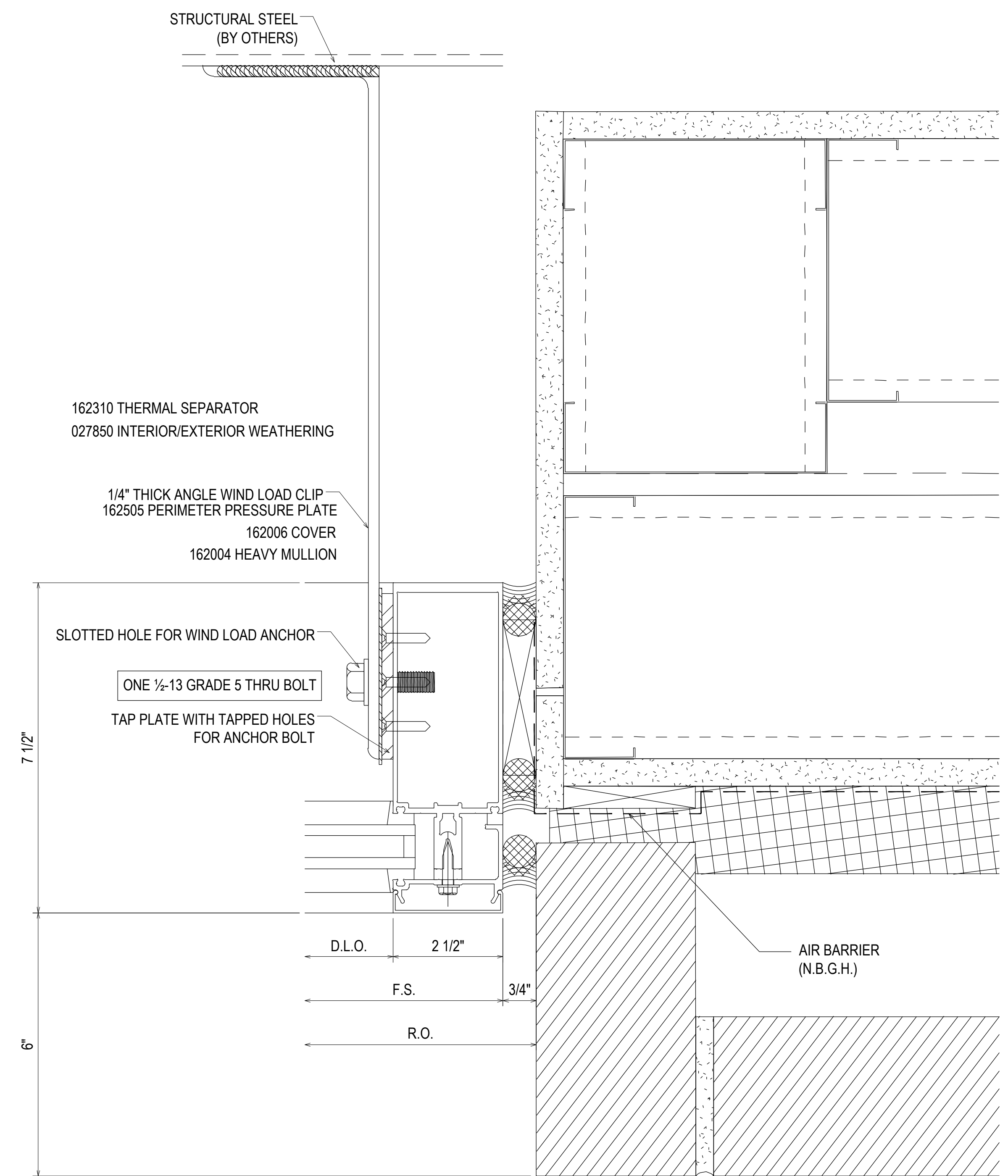




106  
3.26  
REF: 19/A5.2.1  
1-2-2A-3-4-CW2.5



107  
3.26  
REF: N/A  
1-2-2A-3-4-CW2.5  
CW2.10-CW2A.5




108  
3.26  
REF: 19/A5.2.1  
1-2-2A-3-4-CW2.5  
CW2.10

07.22.20	1ST REVISION		
08.31.20	2ND REVISION (ENGINEERING)		
09.03.20	3RD REVISION (CW)		
01.19.21	4TH REVISION (RA)		
	DESCRIPTION	NO	DATE
	DRAWING SUBMISSION		

02.17.21	5TH REVISION (RA)		
03.31.21	6TH REVISION - CONNECTOR (RA)		
04.12.21	7TH REVISION - CW2.19 (GFS)		
03.01.22	8TH REVISION - EXTEND HEAD AND NOTCH (PH)		
	DESCRIPTION	NO	DATE
	DRAWING SUBMISSION		

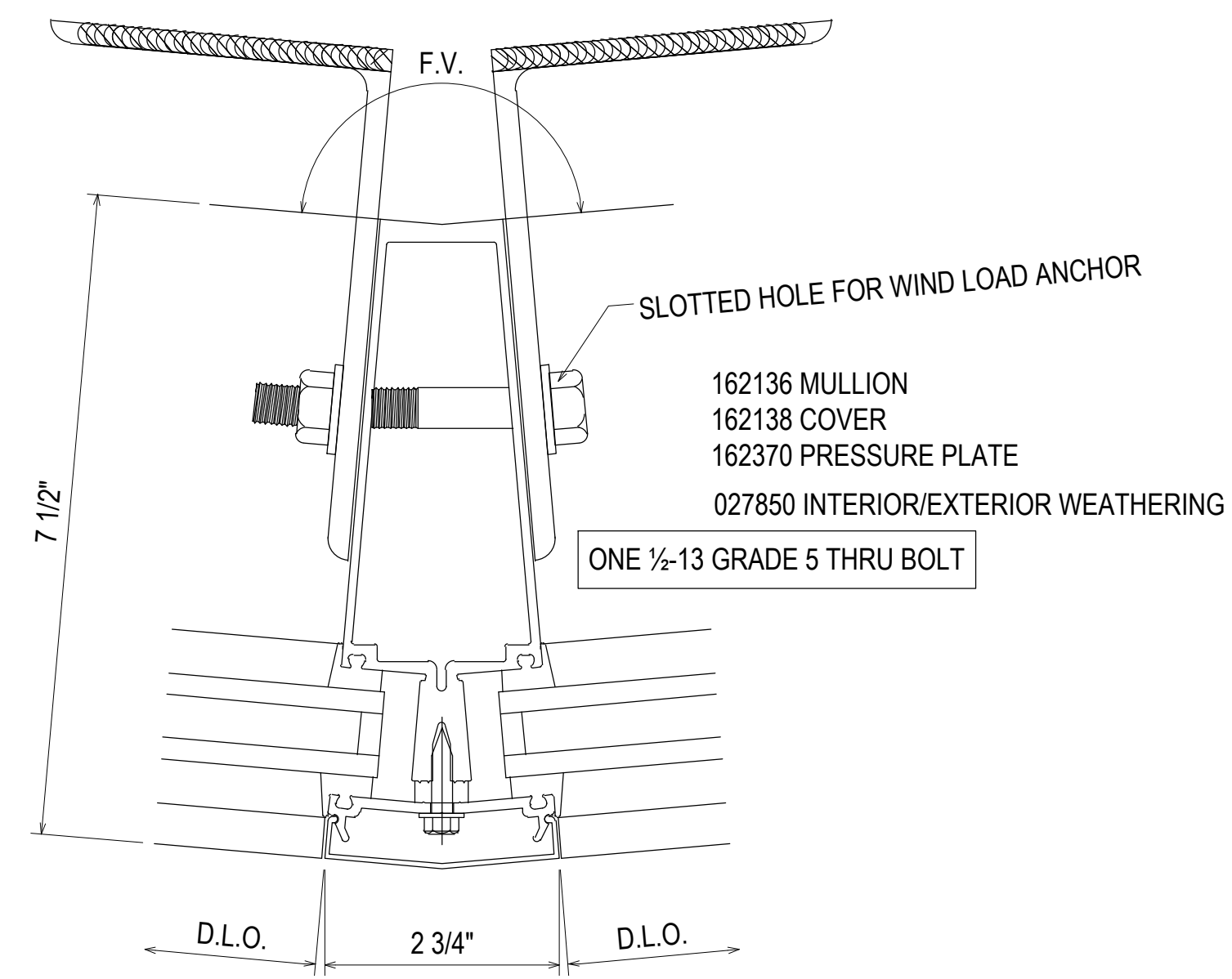
**PIEDMONT ATHENS REGIONAL  
MASTER FACILITY PROJECT  
ATHENS, GA 30606**



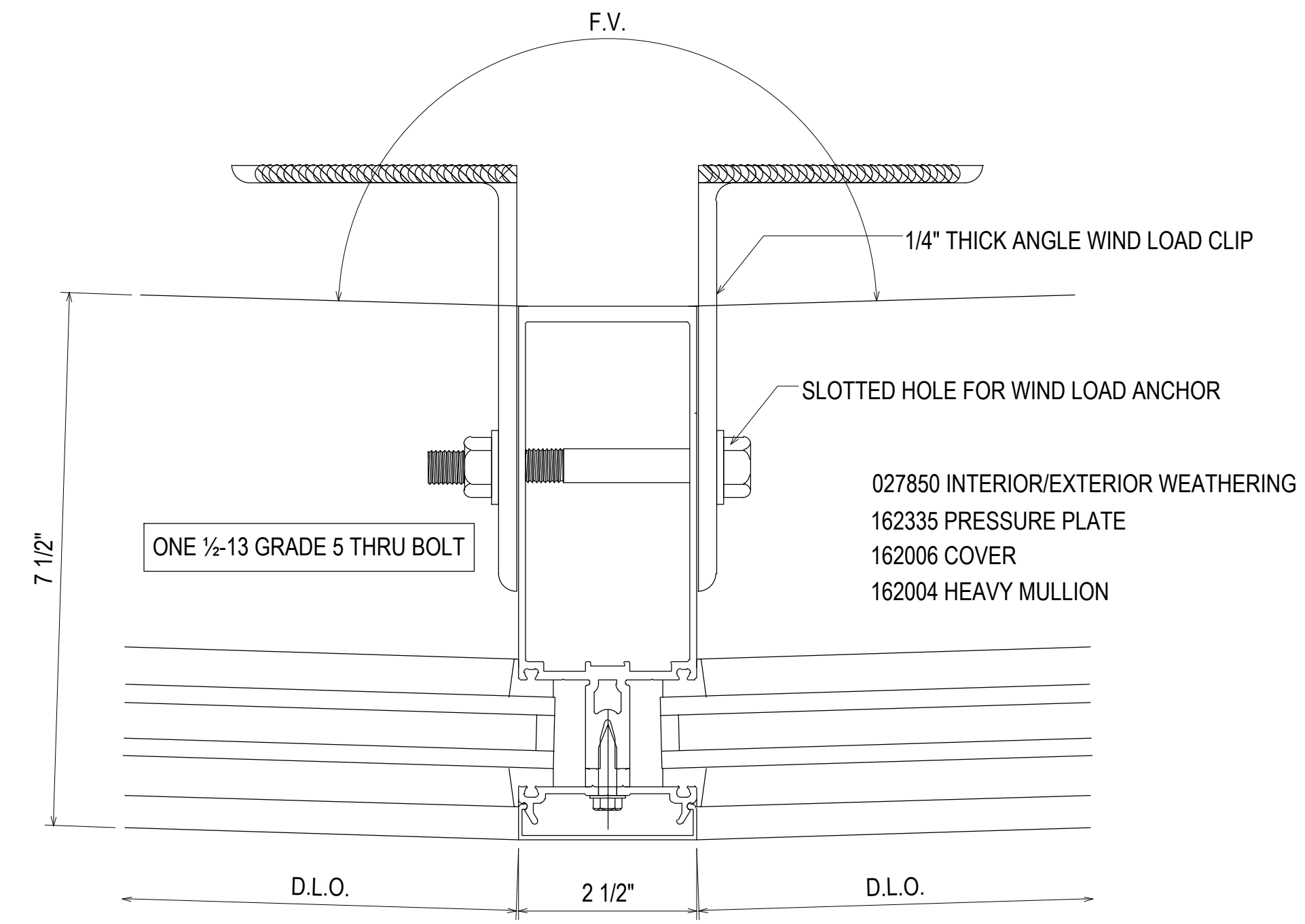
**JOB # 19-017**

DRAWN BY:	DATE:
RA	05.27.20
CHECKED BY:	DATE:
JO	05.27.20

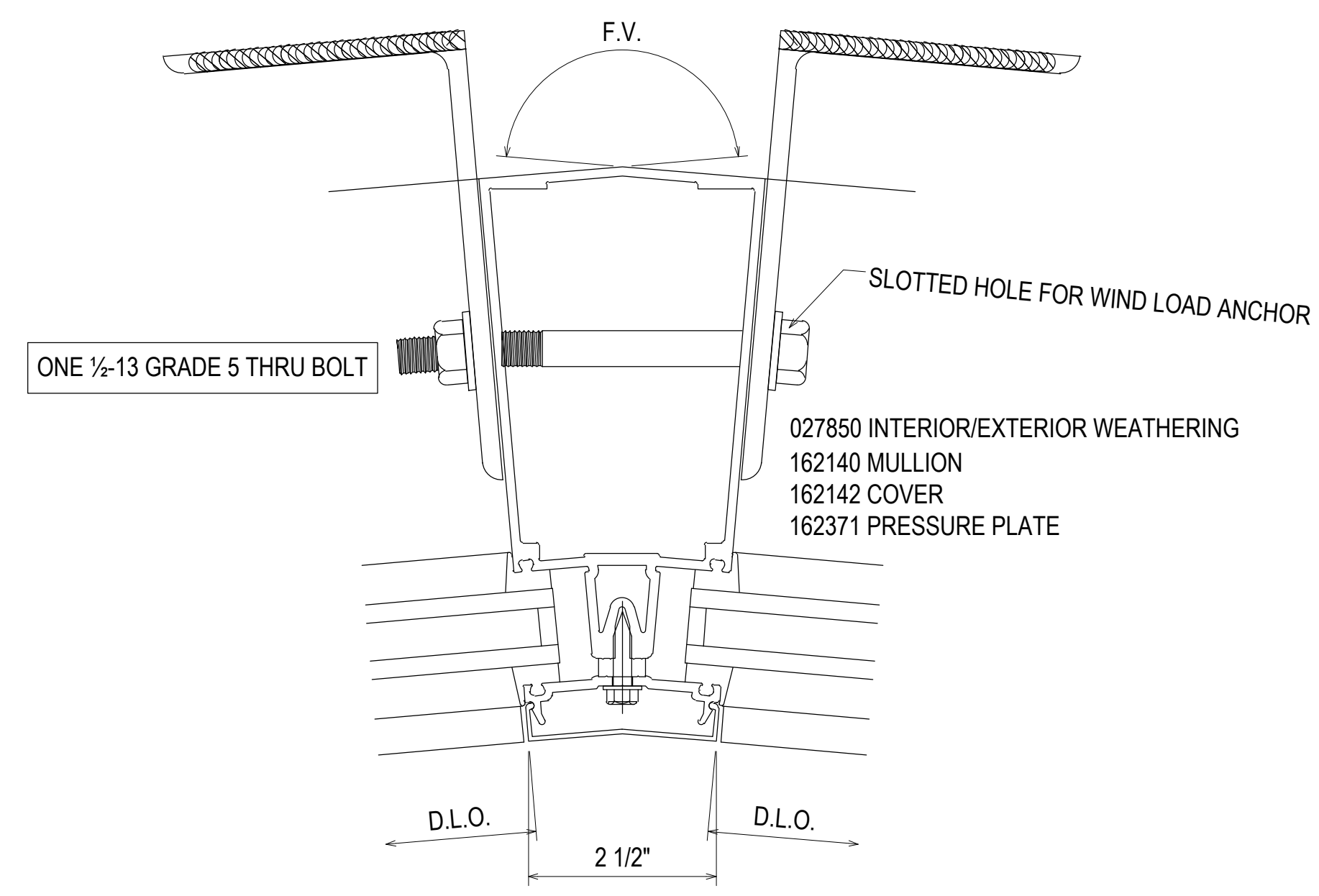
**3.26**



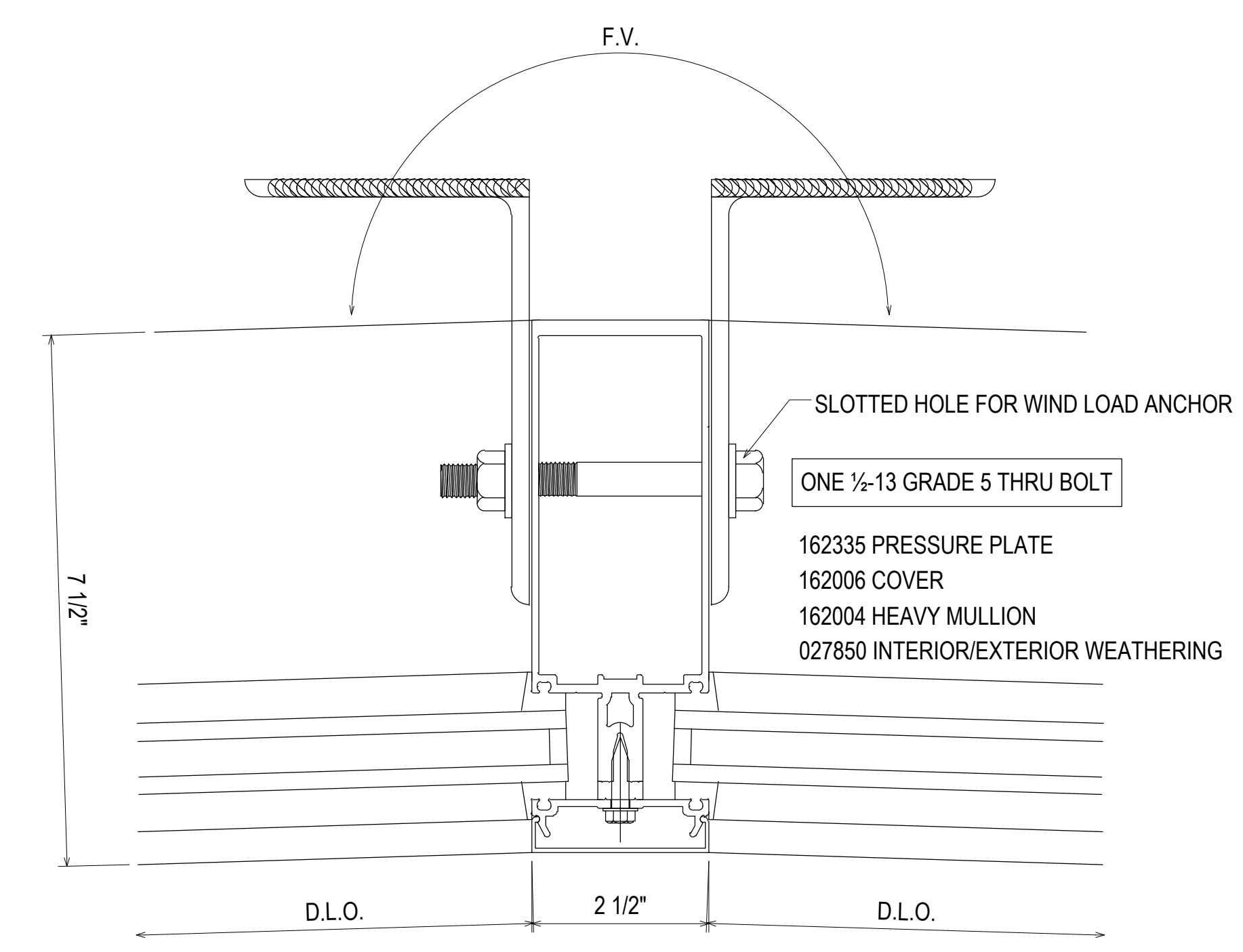
109  
3.27  
REF: N/A  
CW2



110  
3.27  
REF: N/A  
CW2



111  
3.27  
REF: N/A  
CW2



112  
3.27  
REF: N/A  
CW2

NO	DATE	DESCRIPTION	DRAWING	SUBMISSION
1ST REVISION	07.22.20			
2ND REVISION (ENGINEERING)	08.31.20			
3RD REVISION (CW)	09.03.20			
4TH REVISION (RA)	01.19.21			

NO	DATE	DESCRIPTION	DRAWING	SUBMISSION
5TH REVISION - RADIUS (RA)	02.17.21			
6TH REVISION - CONNECTOR (RA)	03.31.21			
7TH REVISION - CW2 (GFS)	04.12.21			
8TH REVISION - EXTEND HEAD AND NOTCH (PH)	03.01.22			

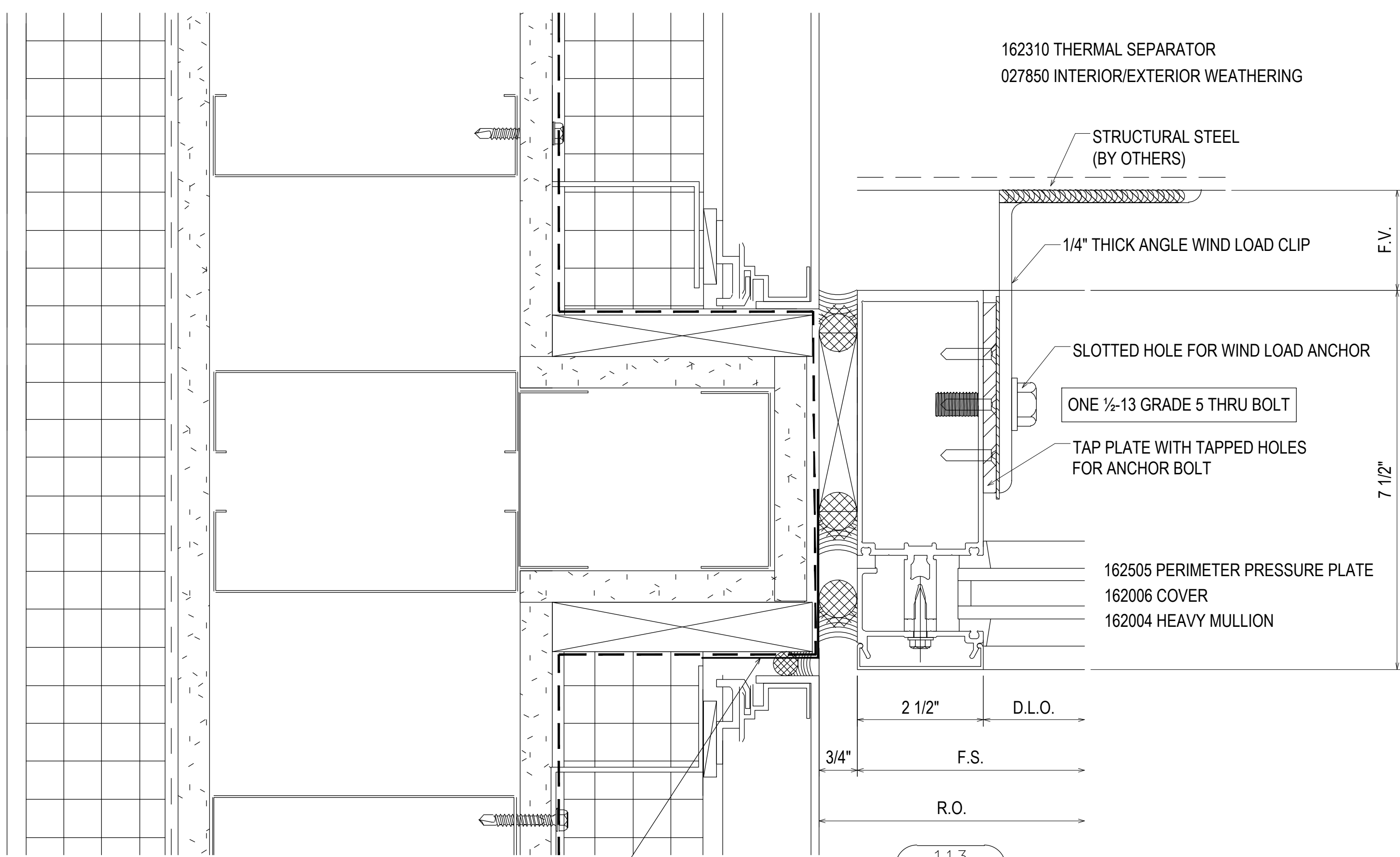
**PIEDMONT ATHENS REGIONAL  
MASTER FACILITY PROJECT  
ATHENS, GA 30606**



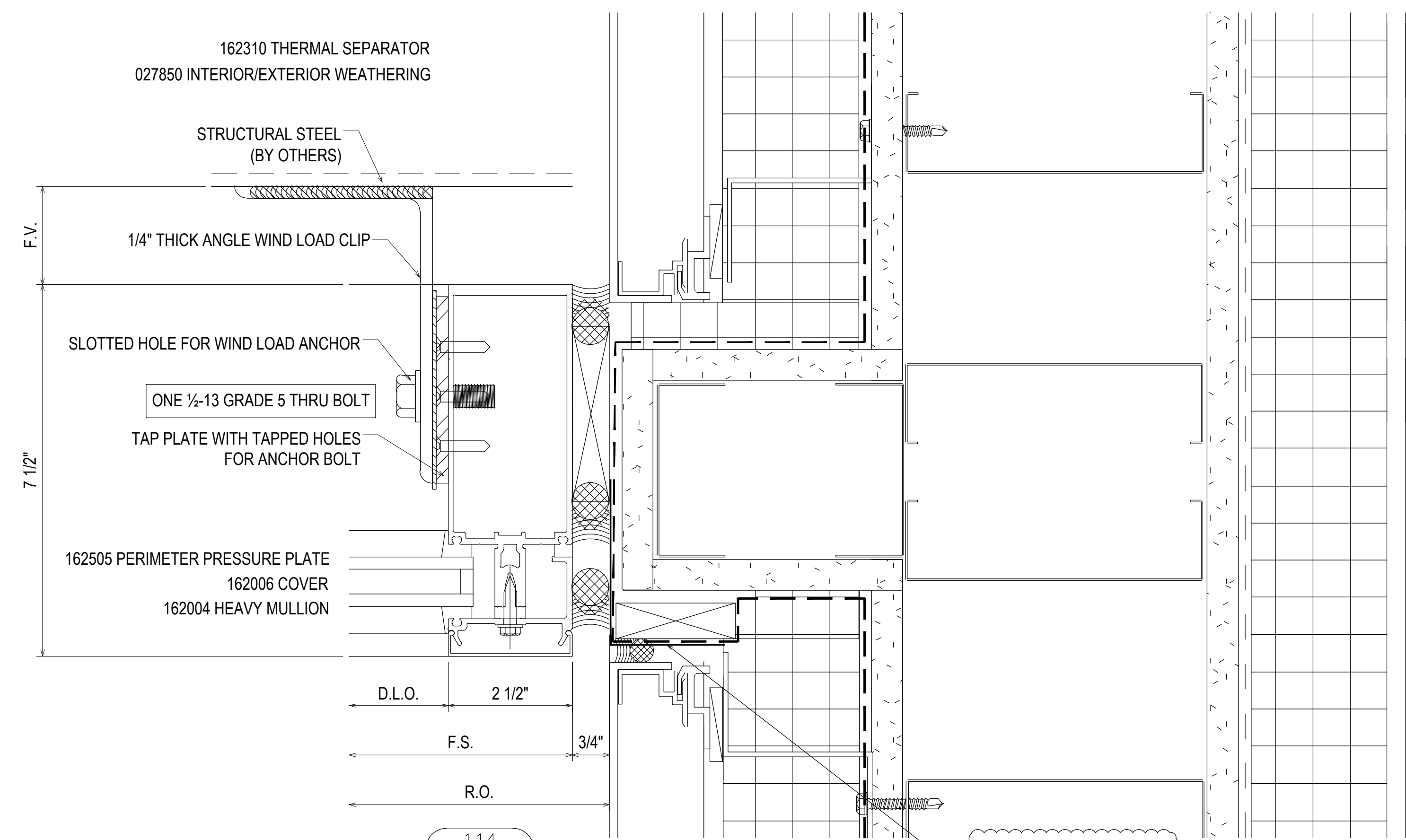
**JOB # 19-017**

DRAWN BY:	DATE:
RA	05.27.20
CHECKED BY:	DATE:
JO	05.27.20

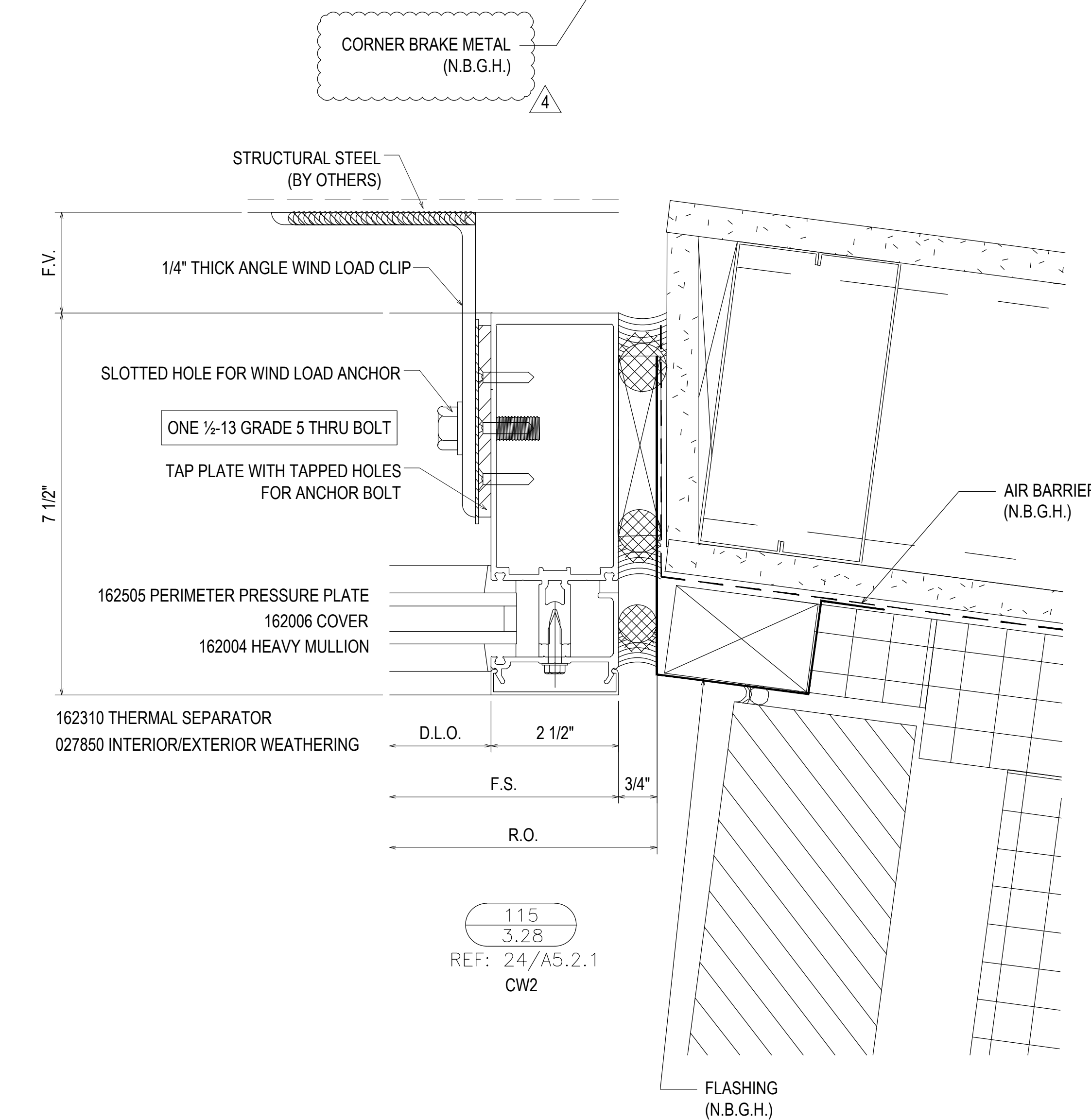
**3.27**



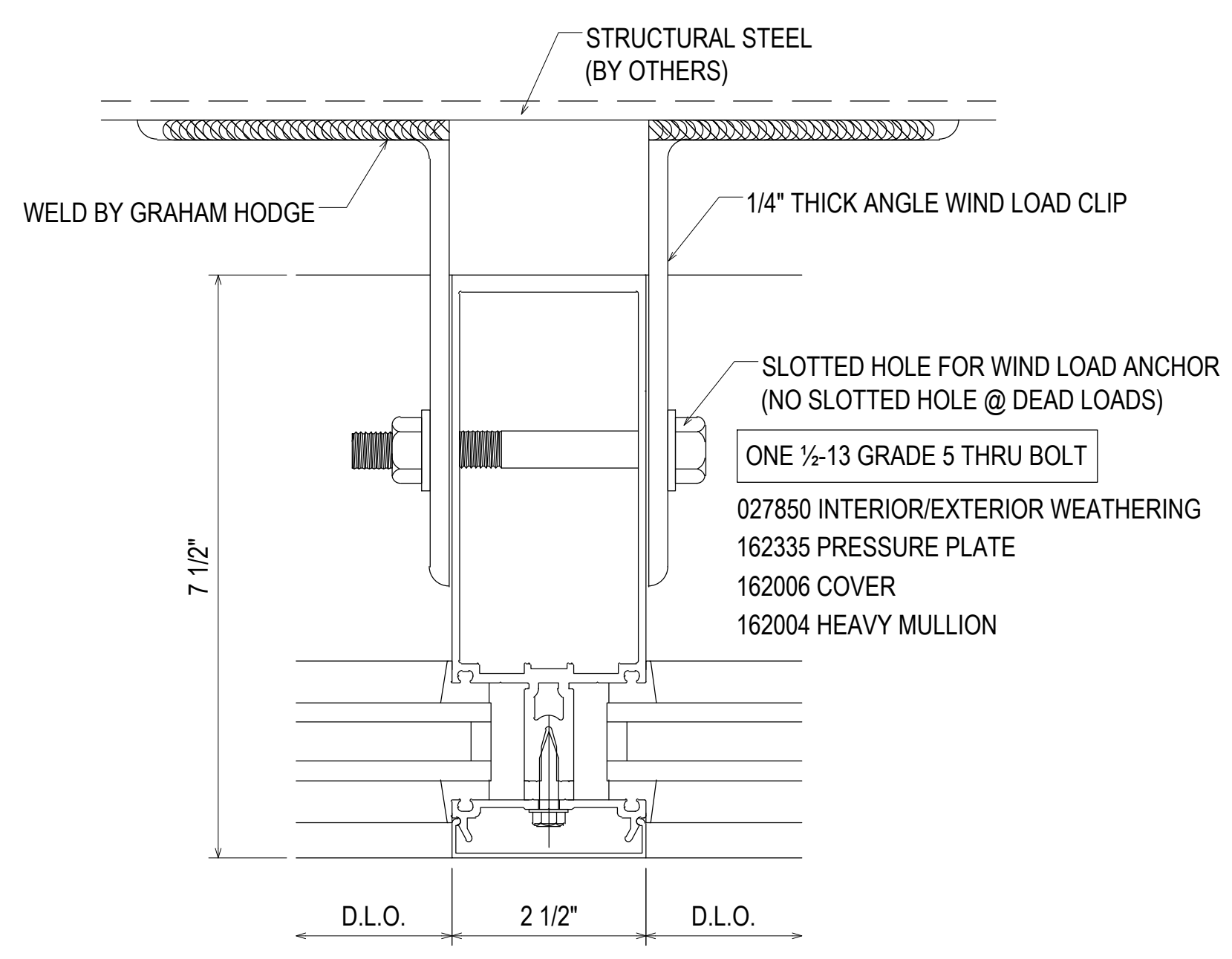
113  
3.28  
REF: 42/A5.2.3  
CW2



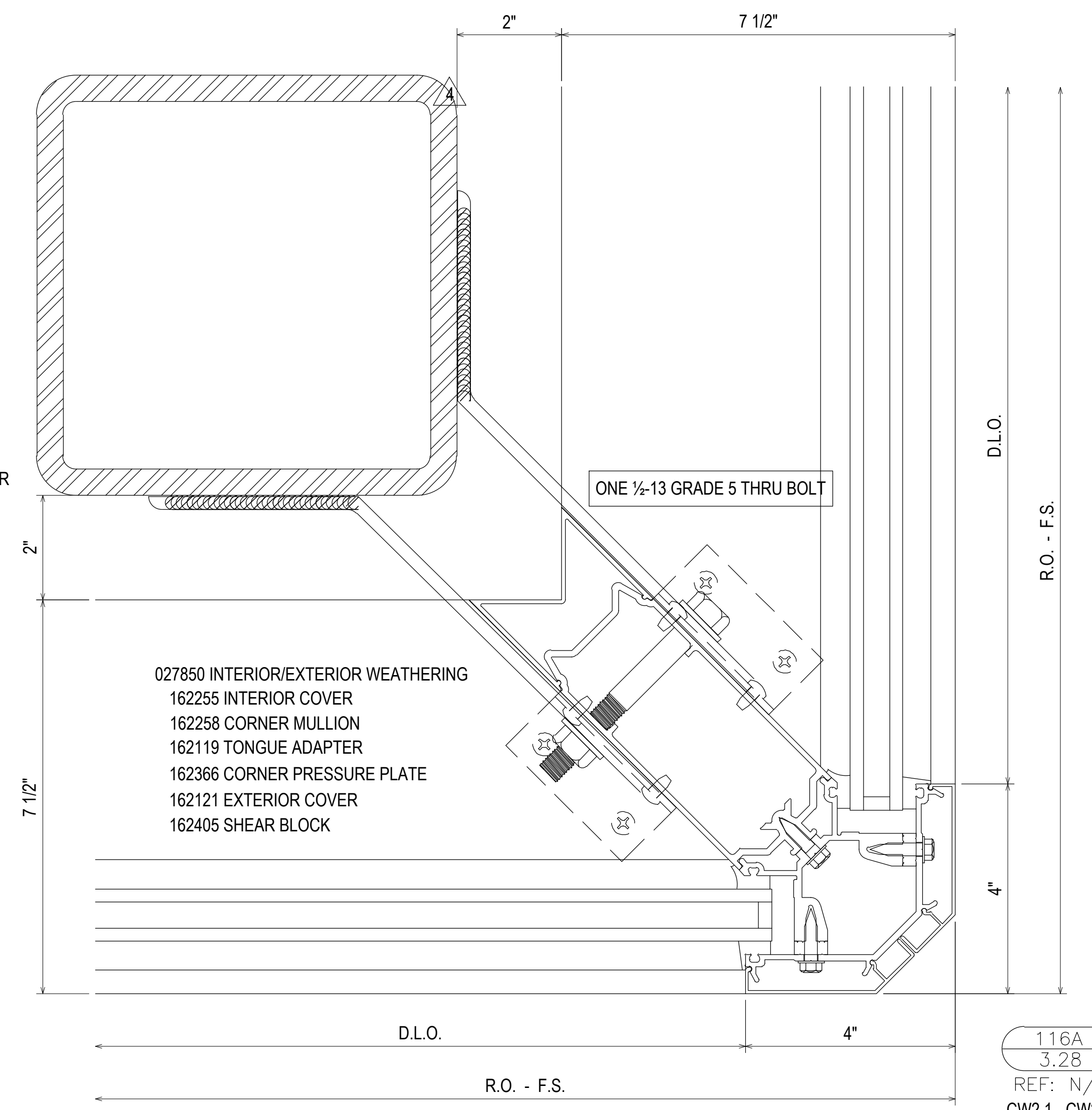
114  
3.28  
REF: 42/A5.2.3  
CW2



115  
3.28  
REF: 24/A5.2.1  
CW2




116  
3.28  
REF: N/A  
CW2 - CW2.2 - CW2.7 - CW2.8  
CW2.9 - CW2.11 - CW2.14  
CW2.15 - CW2.17



116A  
3.28  
REF: N/A  
CW2.1 - CW2.2

NO	DESCRIPTION	DATE	NO	DESCRIPTION	DATE
NO	5TH REVISION - RADIUS (RA)	02.17.21	NO	1ST REVISION	07.22.20
NO	6TH REVISION - CONNECTOR (RA)	03.31.21	NO	2ND REVISION (ENGINEERING)	08.31.20
NO	7TH REVISION - CW2.19 (GFS)	04.12.21	NO	3RD REVISION (CW)	09.03.20
NO	8TH REVISION - EXTEND HEAD AND NOTCH (PH)	03.01.22	NO	4TH REVISION (RA)	01.19.21
NO	DESCRIPTION	DATE	NO	DESCRIPTION	DATE
NO	DRAWING SUBMISSION		NO	DRAWING SUBMISSION	

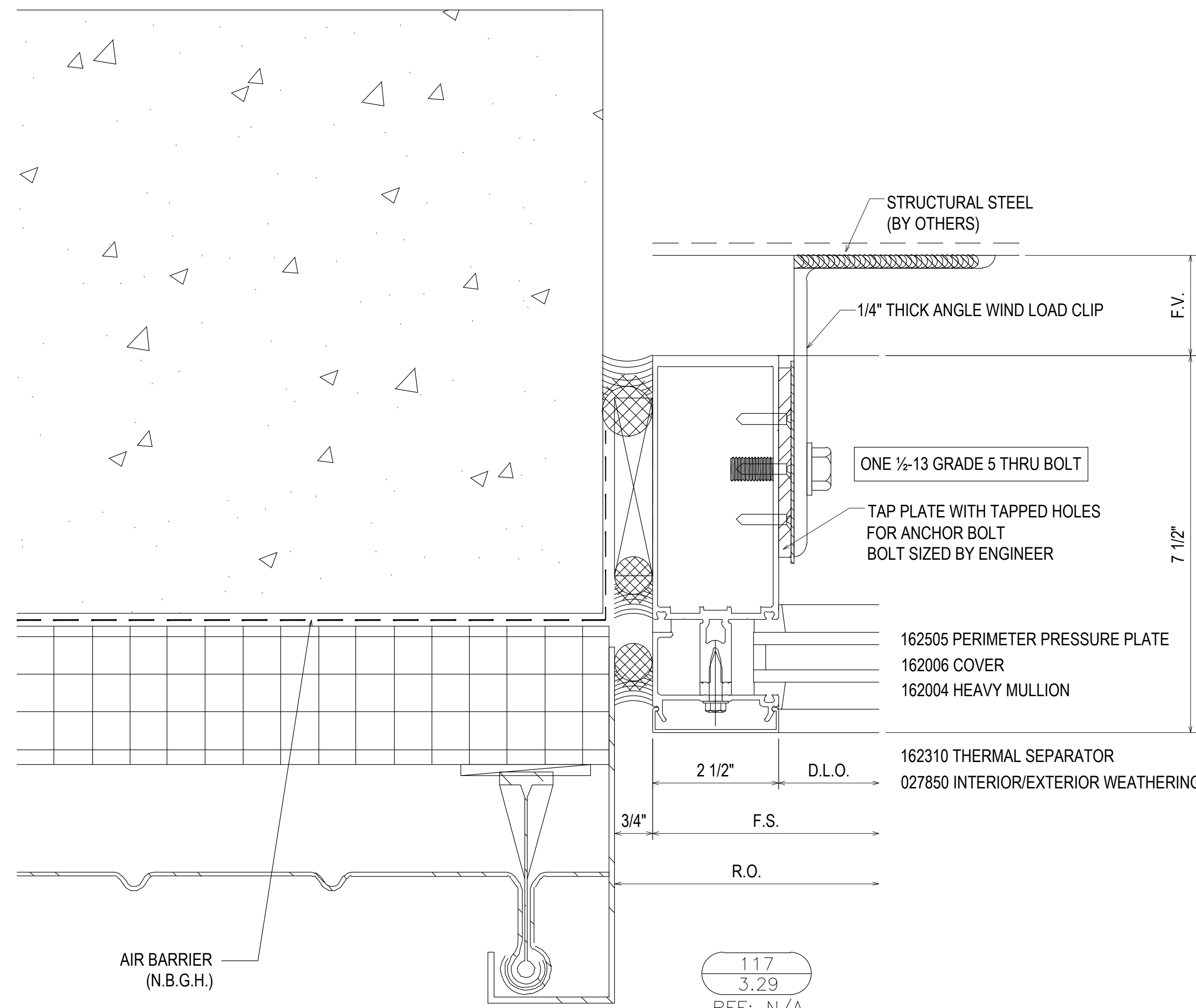
**PIEDMONT ATHENS REGIONAL  
MASTER FACILITY PROJECT  
ATHENS, GA 30606**



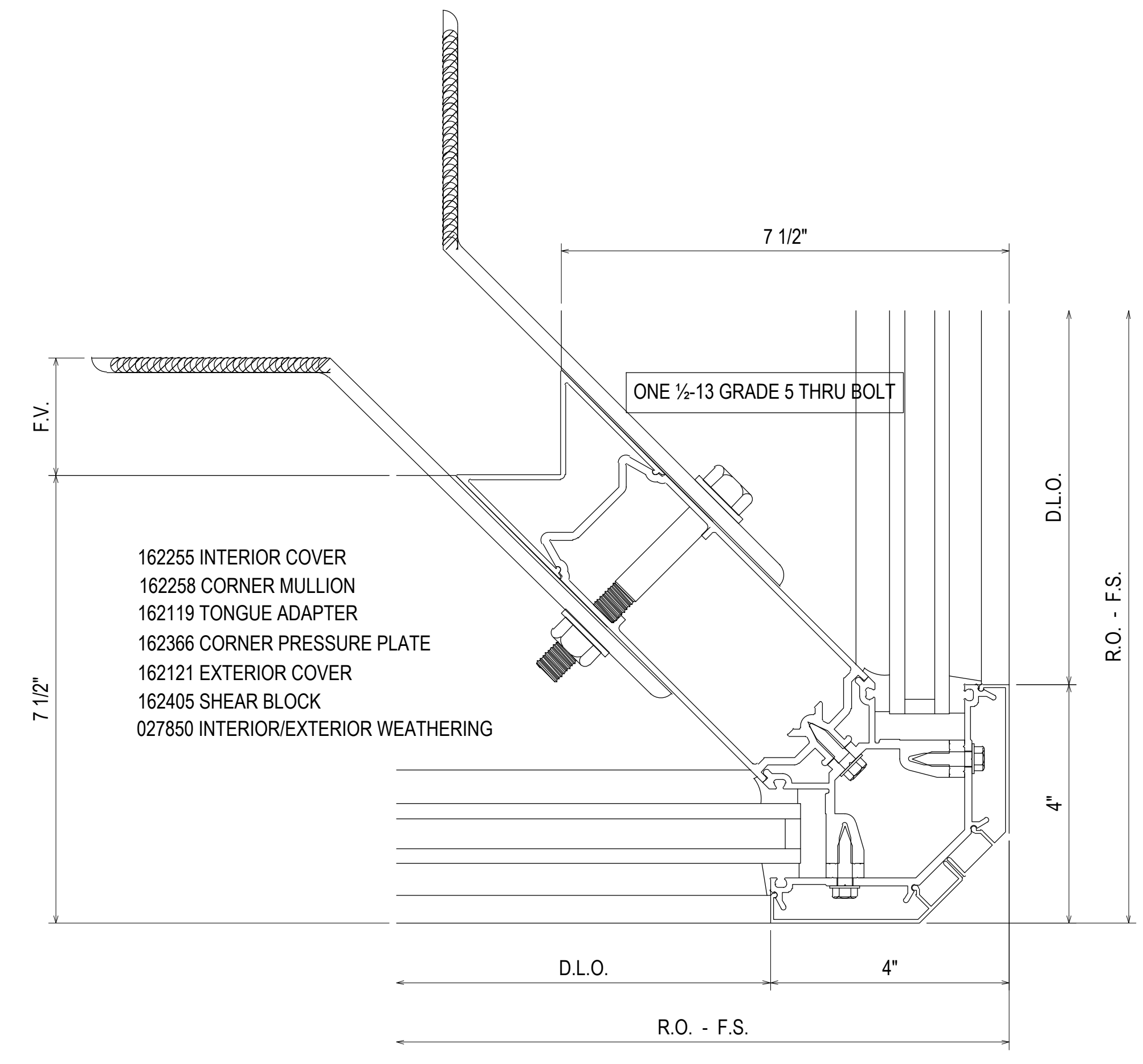
**JOB # 19-017**

DRAWN BY:	DATE:
RA	05.27.20
CHECKED BY:	DATE:
JO	05.27.20

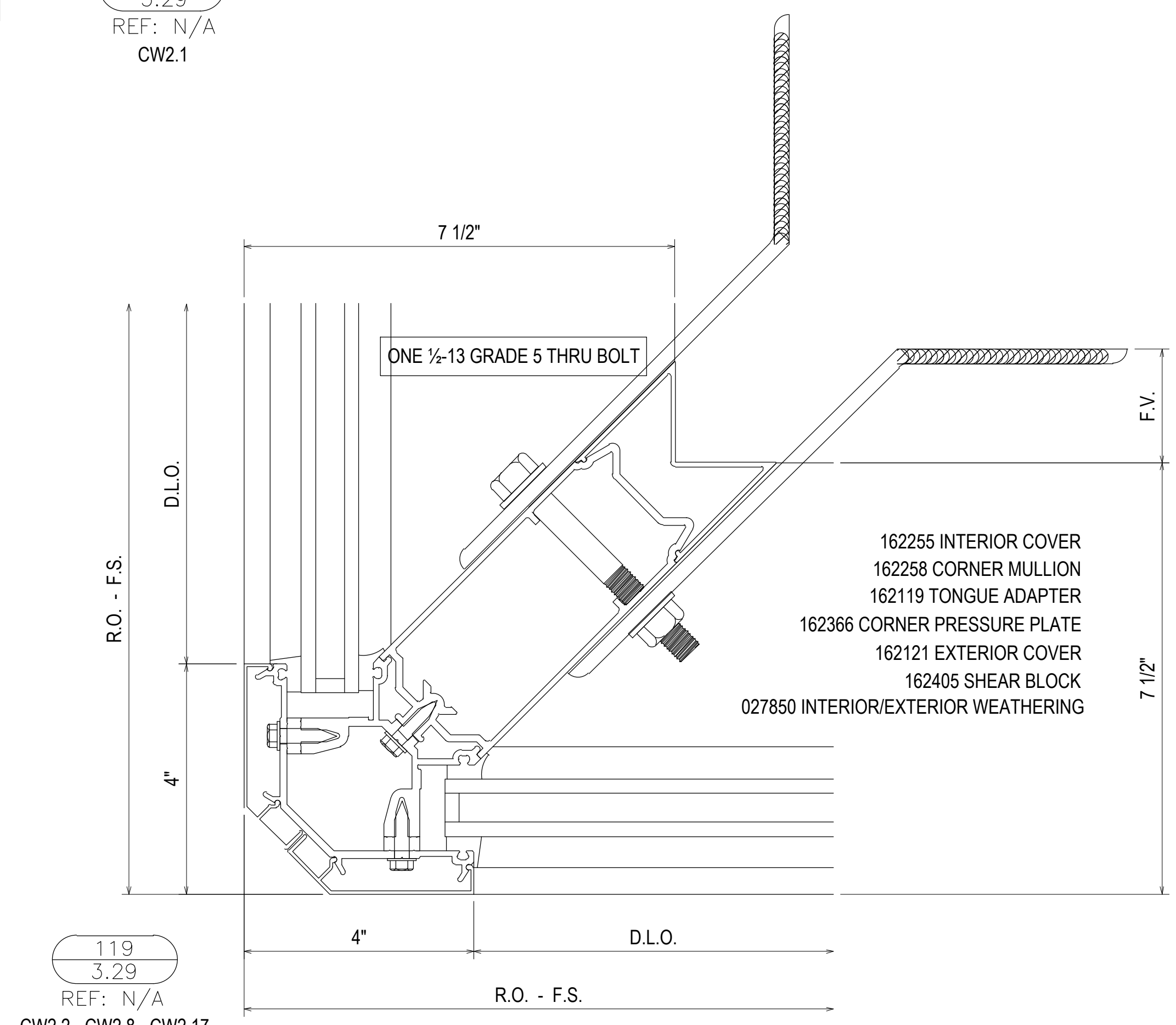
**3.28**



117  
3.29  
REF: N/A  
CW2.1



118  
3.29  
REF: N/A  
CW2.2 - CW2.7



119  
3.29  
REF: N/A  
CW2.2 - CW2.8 - CW2.17

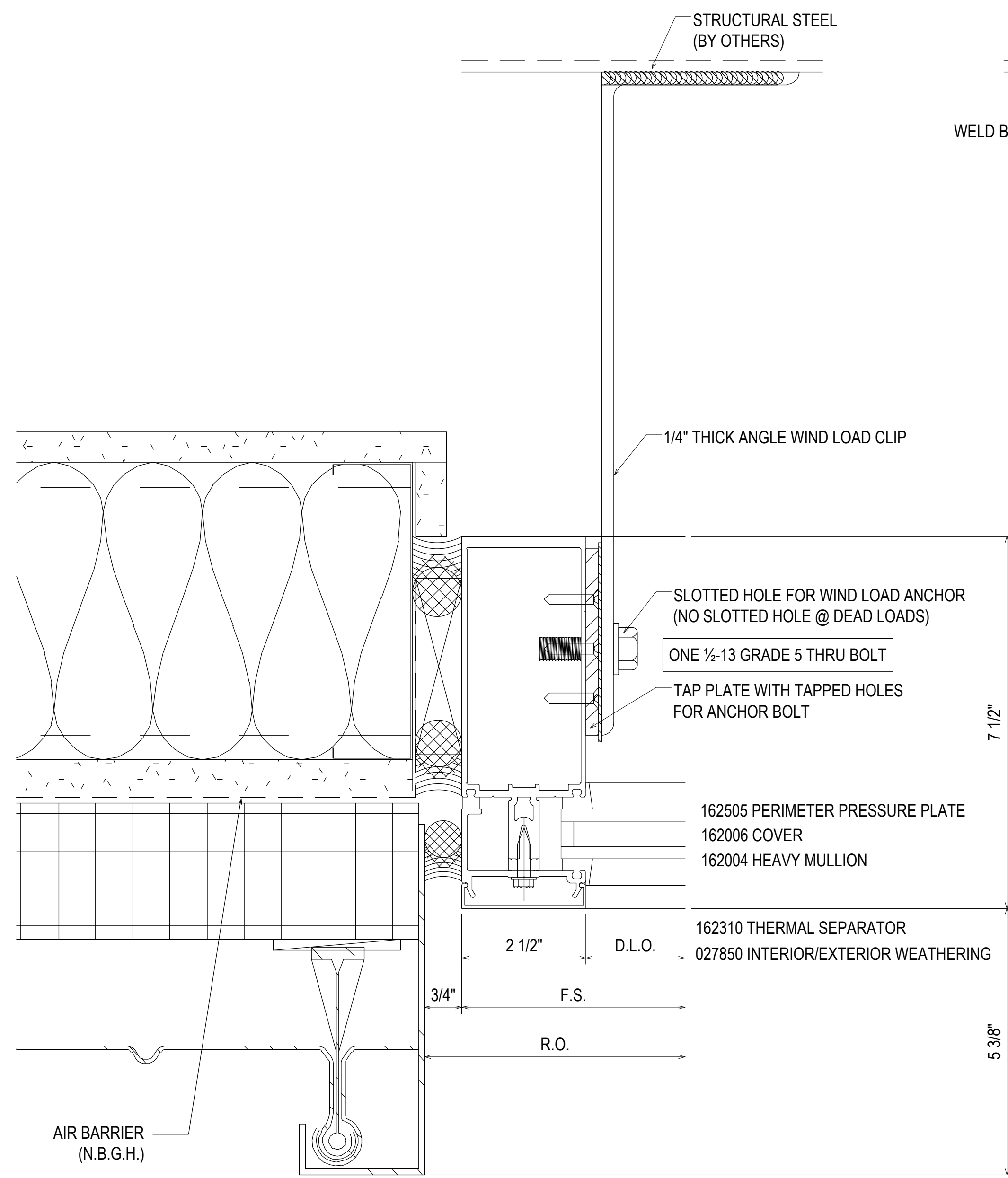
NO	DATE	DESCRIPTION	NO	DATE	DESCRIPTION
1	07.22.20	1ST REVISION	1	02.17.21	5TH REVISION - RADIUS (RA)
2	08.31.20	2ND REVISION (ENGINEERING)	2	03.31.21	6TH REVISION - CONNECTOR (RA)
3	09.03.20	3RD REVISION (CW)	3	04.12.21	7TH REVISION - CW2.19 (F.S.)
4	01.19.21	4TH REVISION (RA)	4	03.01.22	8TH REVISION - EXTEND HEAD AND NOTCH (PH)

**PIEDMONT ATHENS REGIONAL  
MASTER FACILITY PROJECT  
ATHENS, GA 30606**

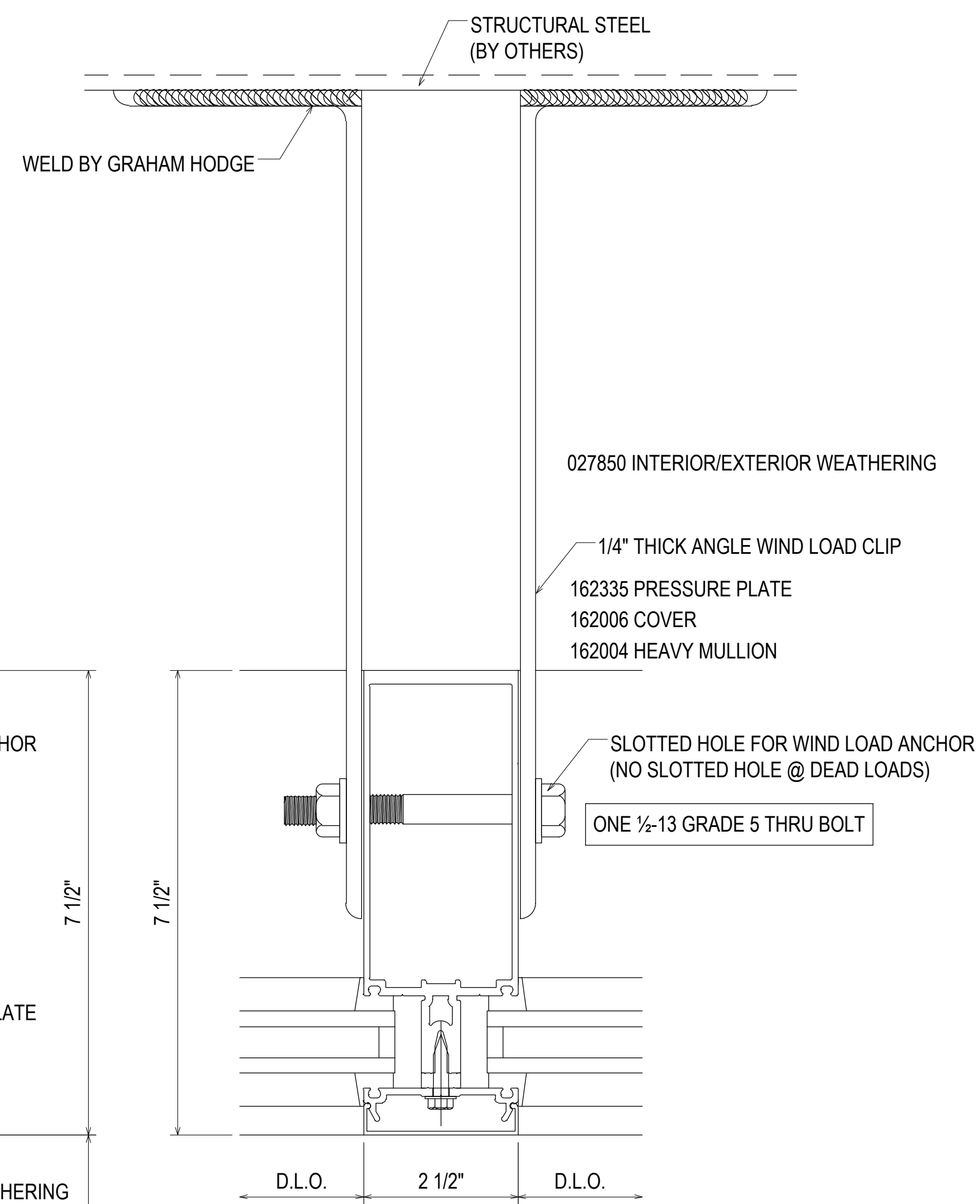
**GRAHAM-HODGE  
ASSOCIATES INC.**

**JOB # 19-017**

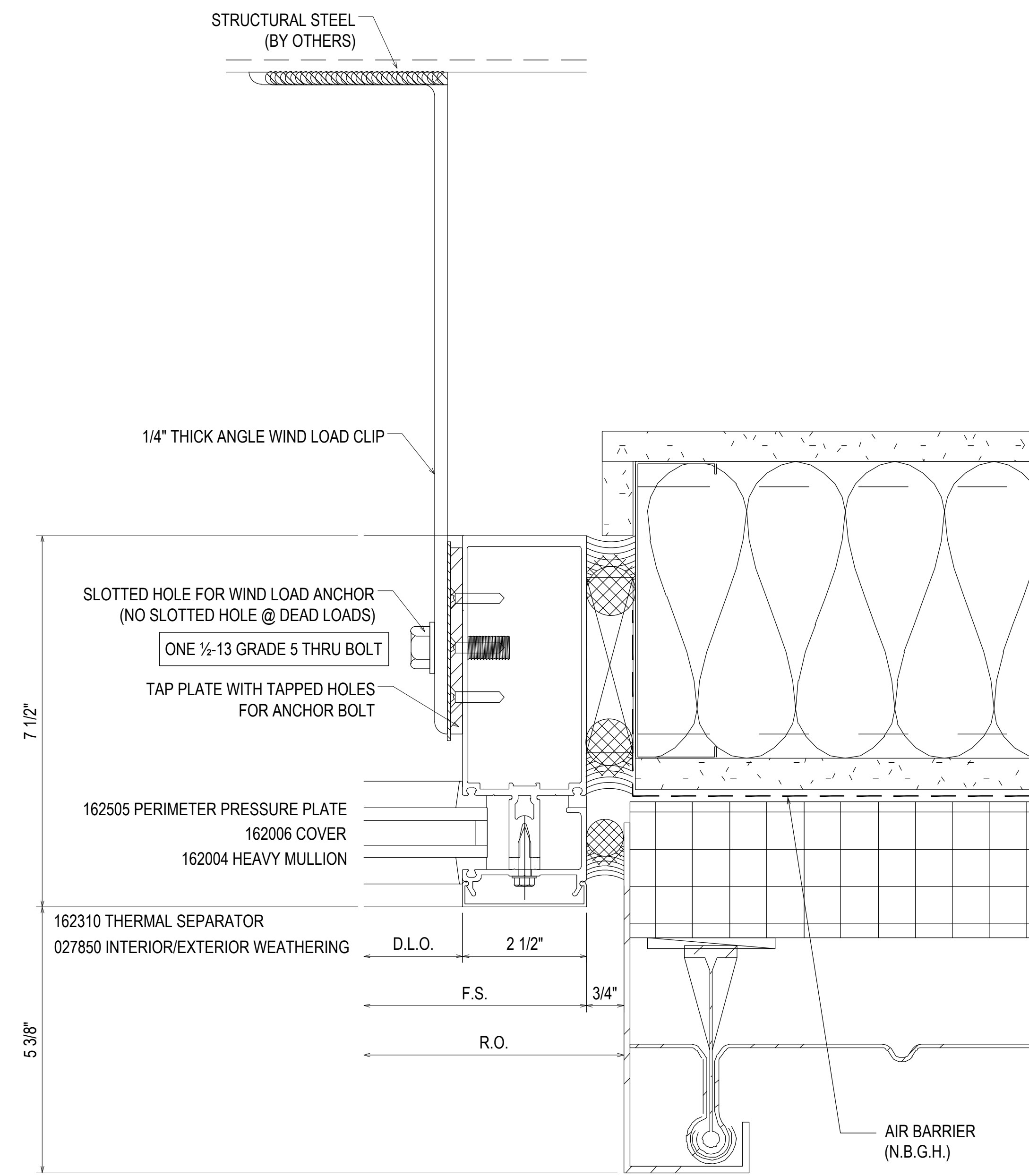
DRAWN BY:	DATE:
RA	05.27.20
CHECKED BY:	DATE:
JO	05.27.20



120  
3.30  
REF: 22/A5.2.2  
CW2.6 - CW2.7 - CW2.16




121  
3.30  
REF: N/A  
CW2.6 - CW2.7 - CW2.8 - CW2.9  
CW2.15 - CW2.16



122  
3.30  
REF: 22/A5.2.2  
CW2.6 - CW2.15 - CW2.16

NO	DATE	DESCRIPTION	NO	DATE	DESCRIPTION
1	07.22.20	1ST REVISION	1	02.17.21	5TH REVISION - RADIUS (RA)
2	08.31.20	2ND REVISION (ENGINEERING)	2	03.31.21	6TH REVISION - CONNECTOR (RA)
3	09.03.20	3RD REVISION (CW)	3	04.12.21	7TH REVISION - CW2.19 (GFS)
4	01.19.21	4TH REVISION (RA)	4	03.01.22	8TH REVISION - EXTEND HEAD AND NOTCH (PH)
		DESCRIPTION			DESCRIPTION
		DRAWING SUBMISSION			DRAWING SUBMISSION

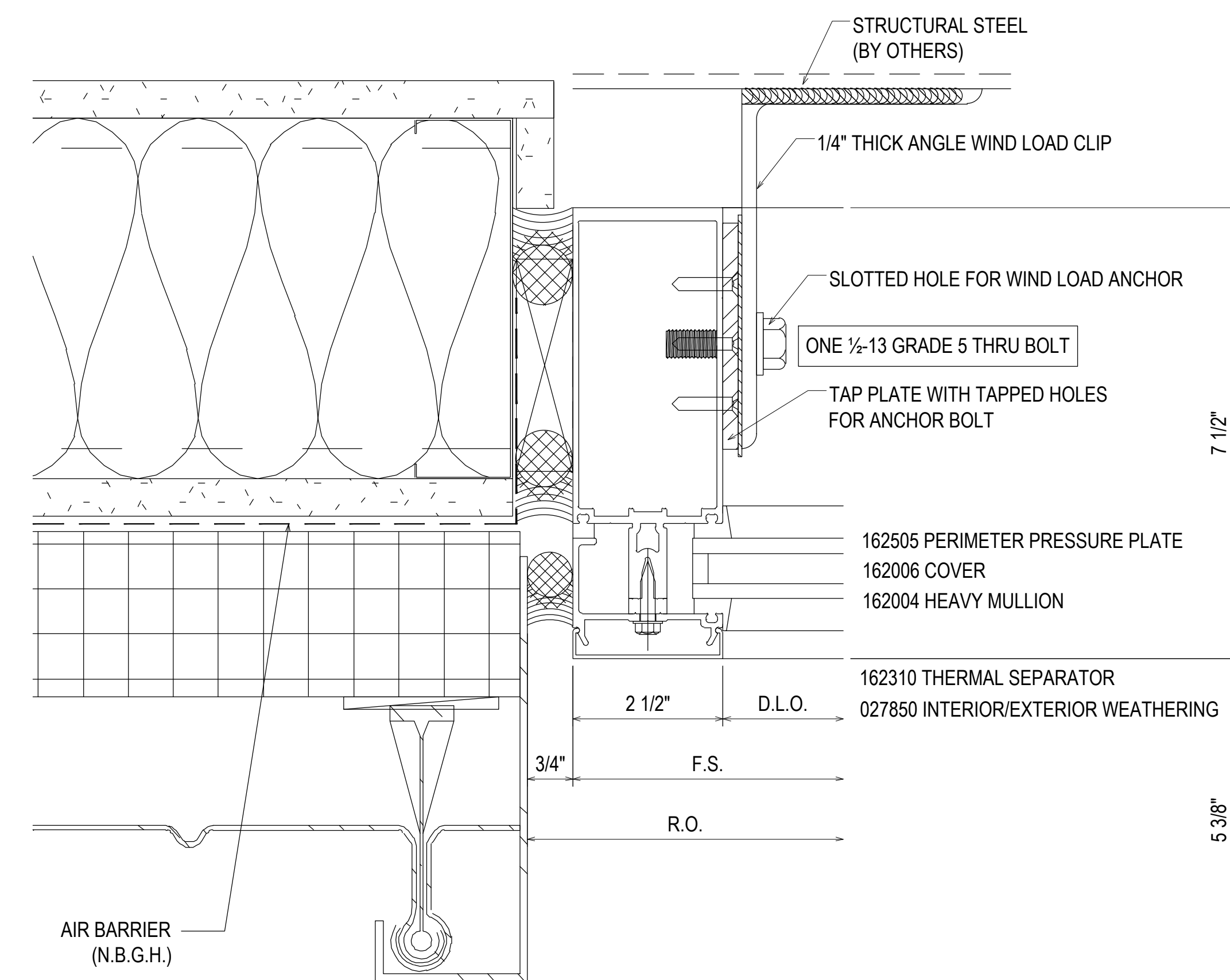
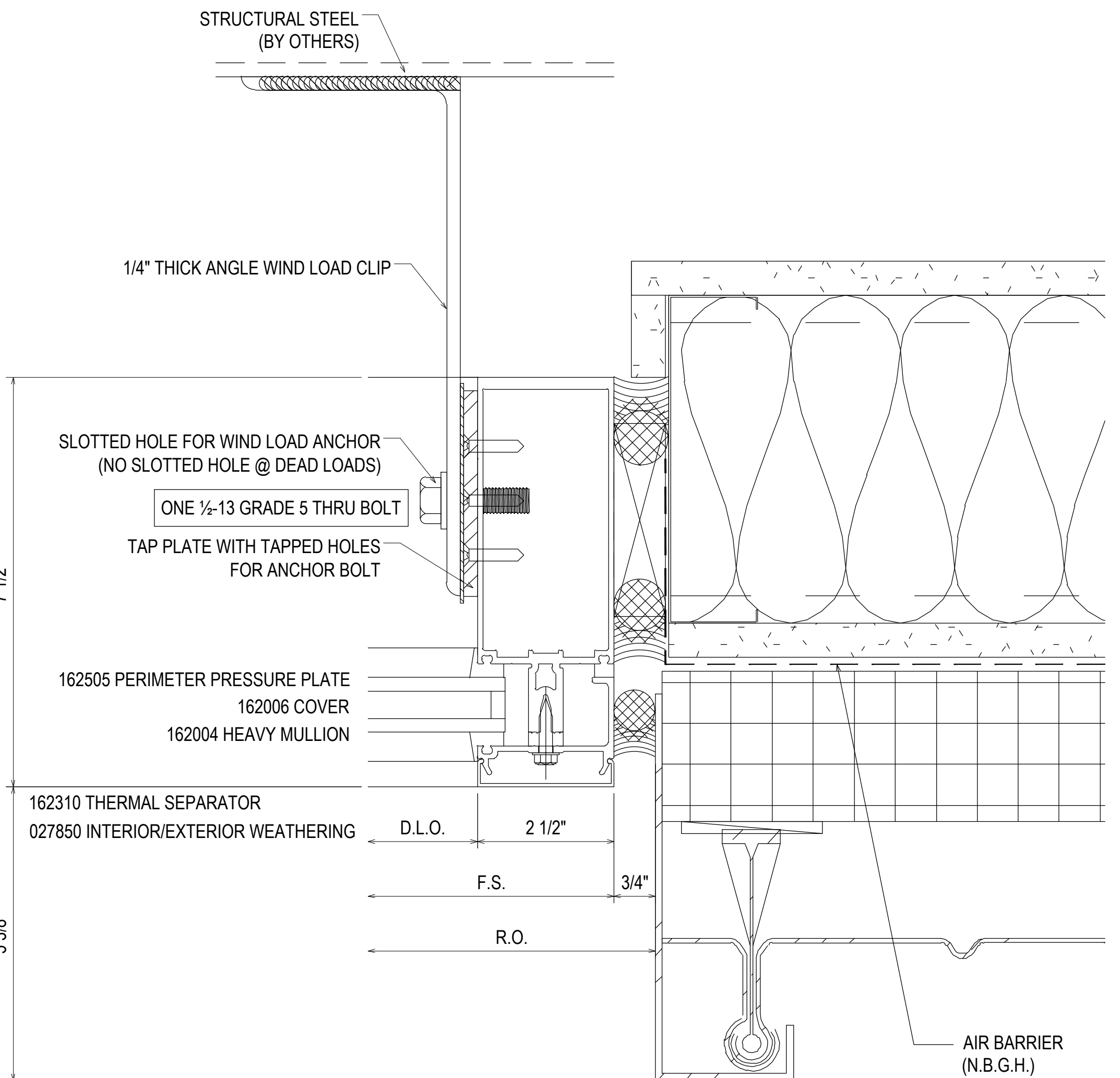
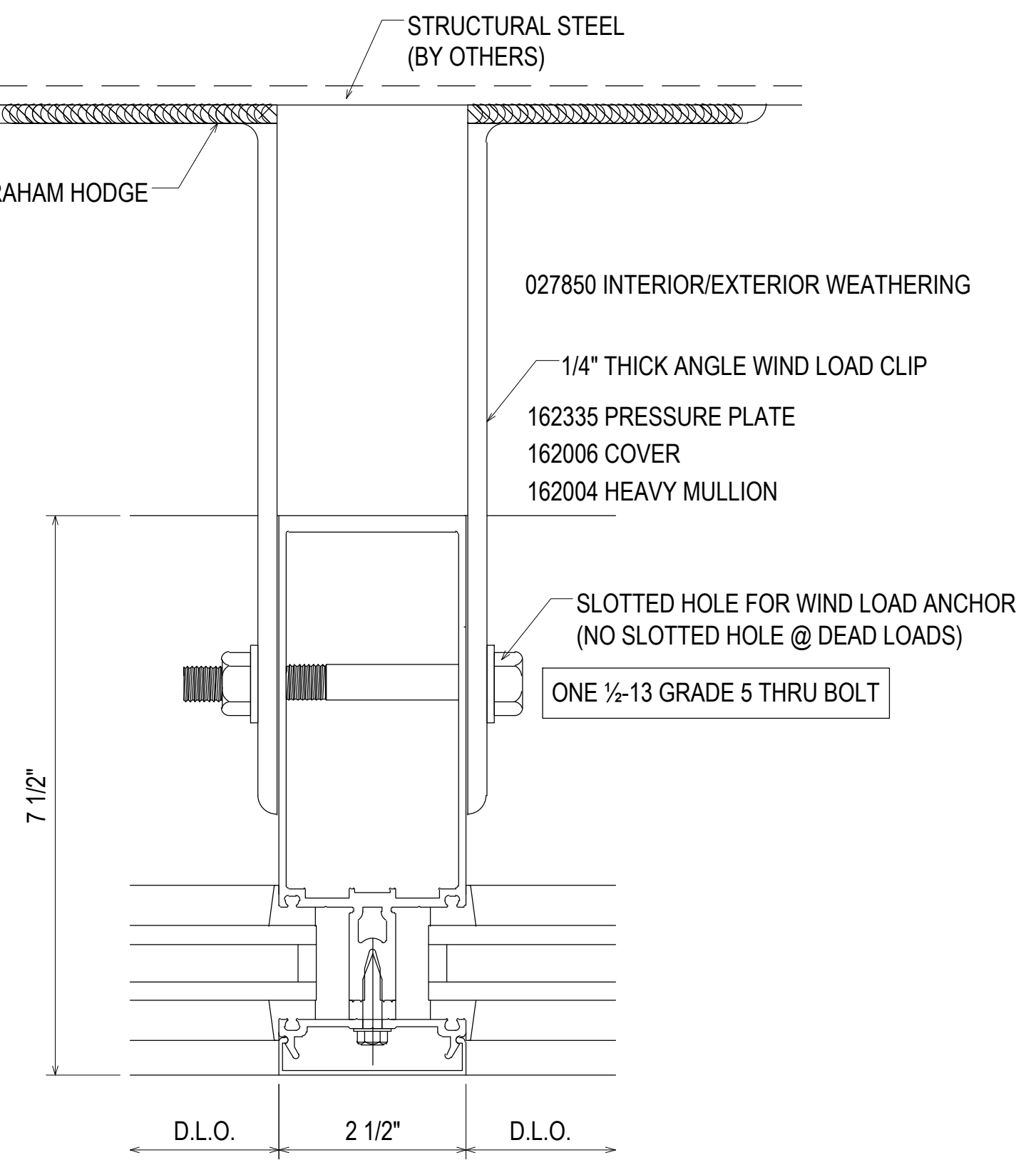
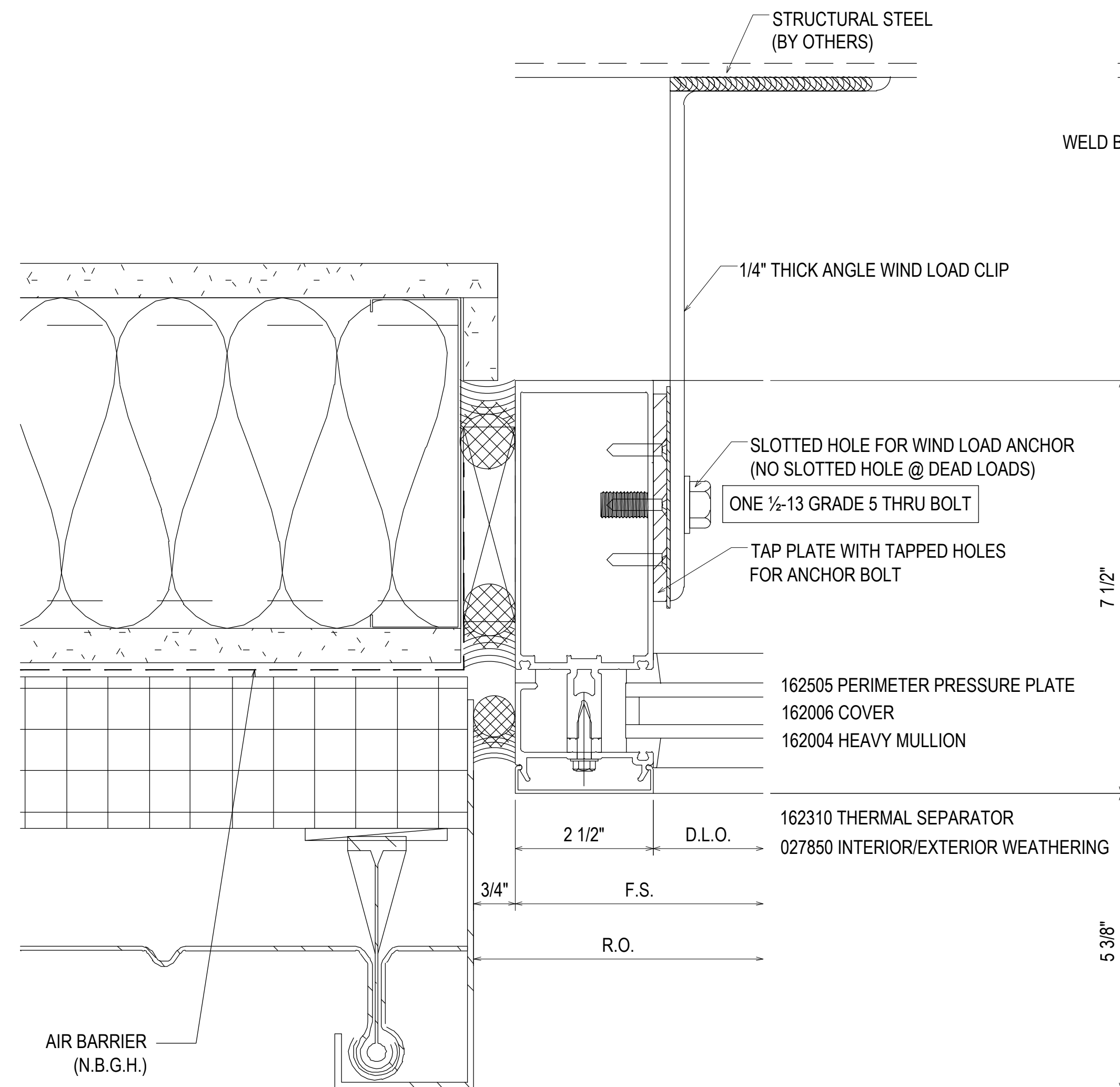
**PIEDMONT ATHENS REGIONAL  
MASTER FACILITY PROJECT  
ATHENS, GA 30606**



**JOB # 19-017**


DRAWN BY:	DATE:
RA	05.27.20
CHECKED BY:	DATE:
JO	05.27.20

**3.30**



07.22.20	1ST REVISION				
08.31.20	2ND REVISION (ENGINEERING)				
09.03.20	3RD REVISION (CW)				
01.19.21	4TH REVISION (RA)				
		DESCRIPTION	NO	DATE	DRAWING SUBMISSION
02.17.21	5TH REVISION - RADIUS (RA)				
03.31.21	6TH REVISION - CONNECTOR (RA)				
04.02.21	7TH REVISION - CW2.19 (GFS)				
03.01.22	8TH REVISION - EXTEND HEAD AND NOTCH (GH)				
		DESCRIPTION	NO	DATE	DRAWING SUBMISSION

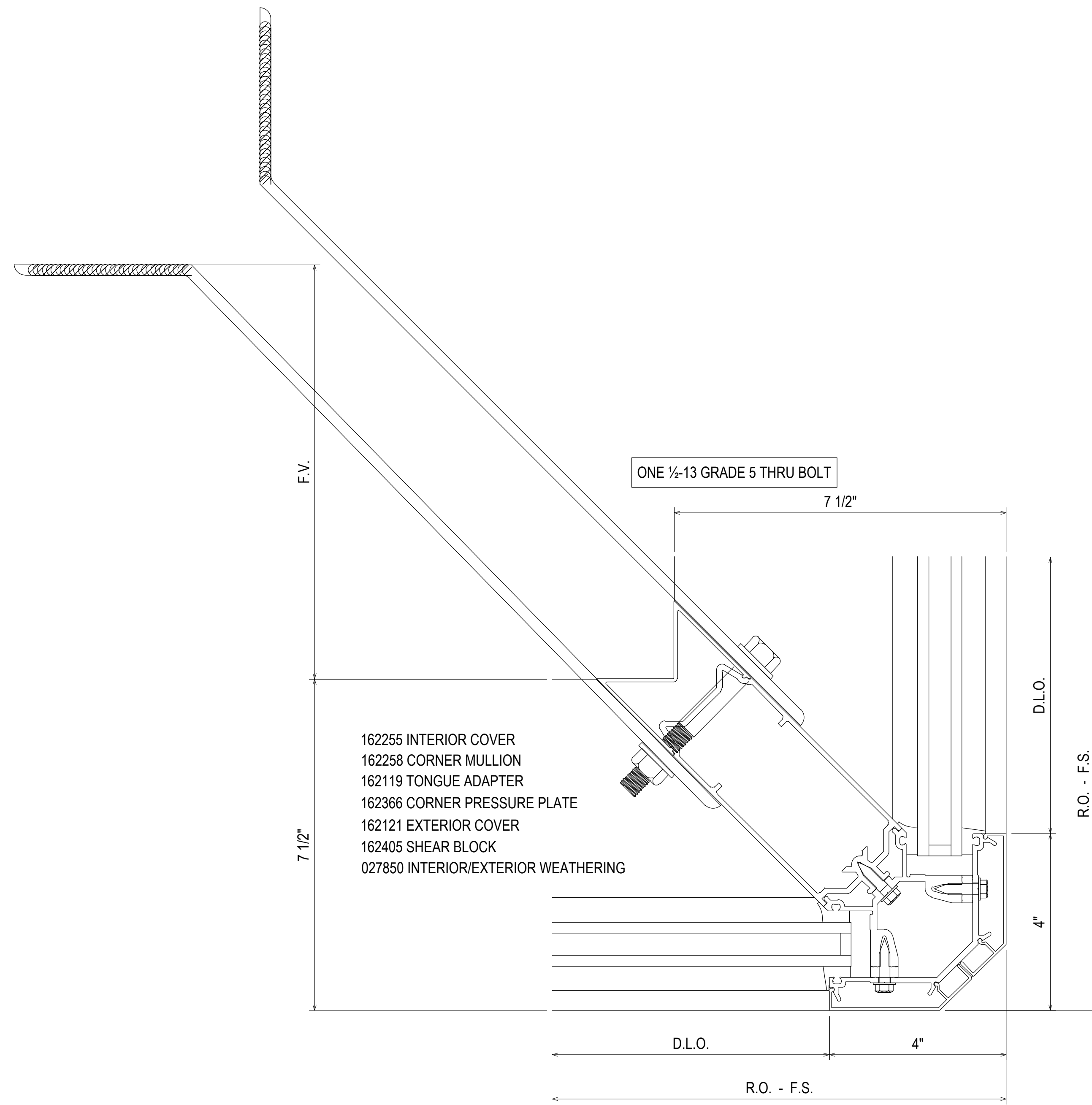
**PIEDMONT ATHENS REGIONAL  
MASTER FACILITY PROJECT  
ATHENS, GA 30606**



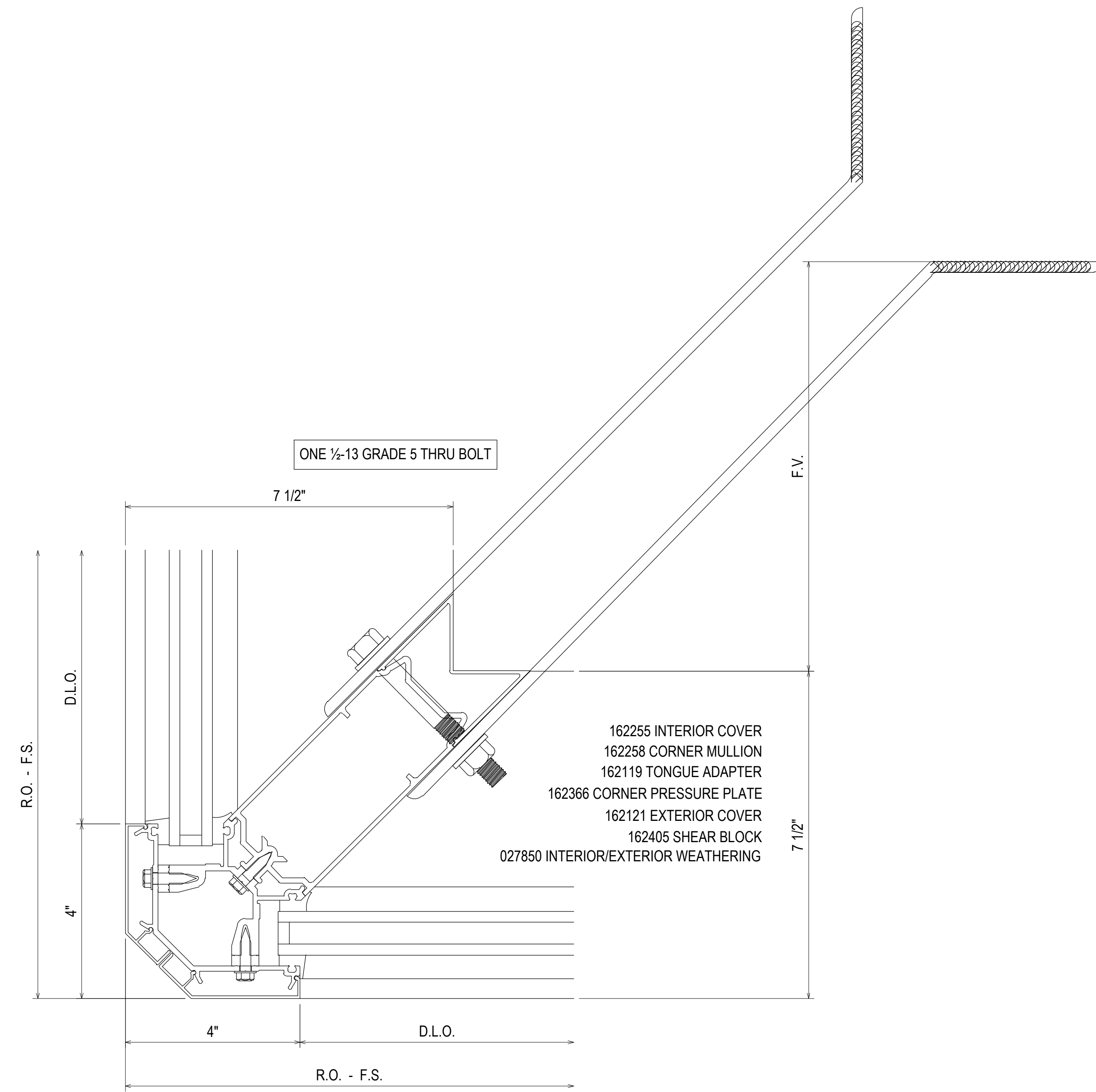
**JOB # 19-017**

DRAWN BY:	DATE:
RA	05.27.20
CHECKED BY:	DATE:
JO	05.27.20

**3.31**




127  
3.32  
REF: N/A  
CW2.7



128  
3.32  
REF: N/A  
CW2.8 - CW2.15

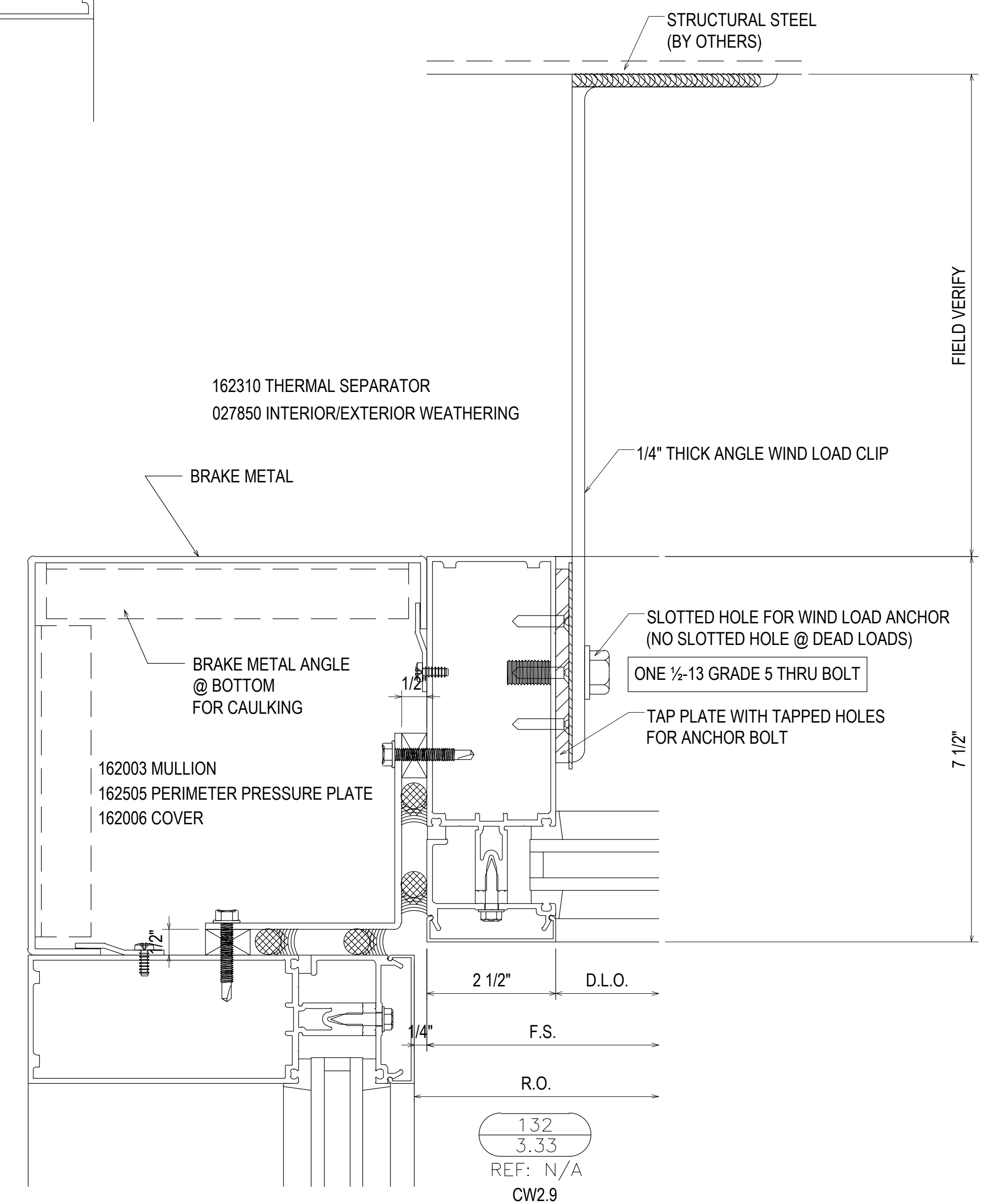
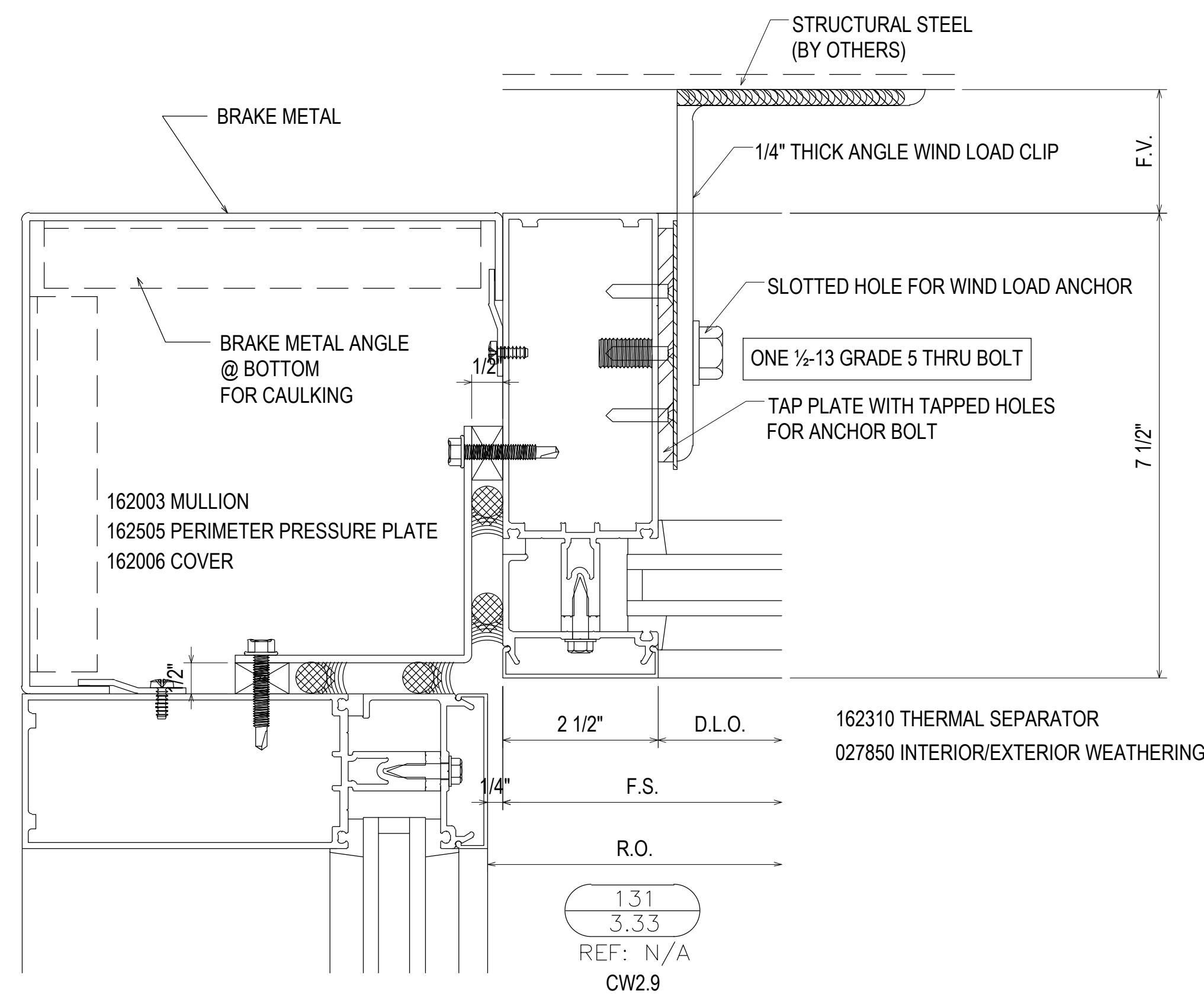
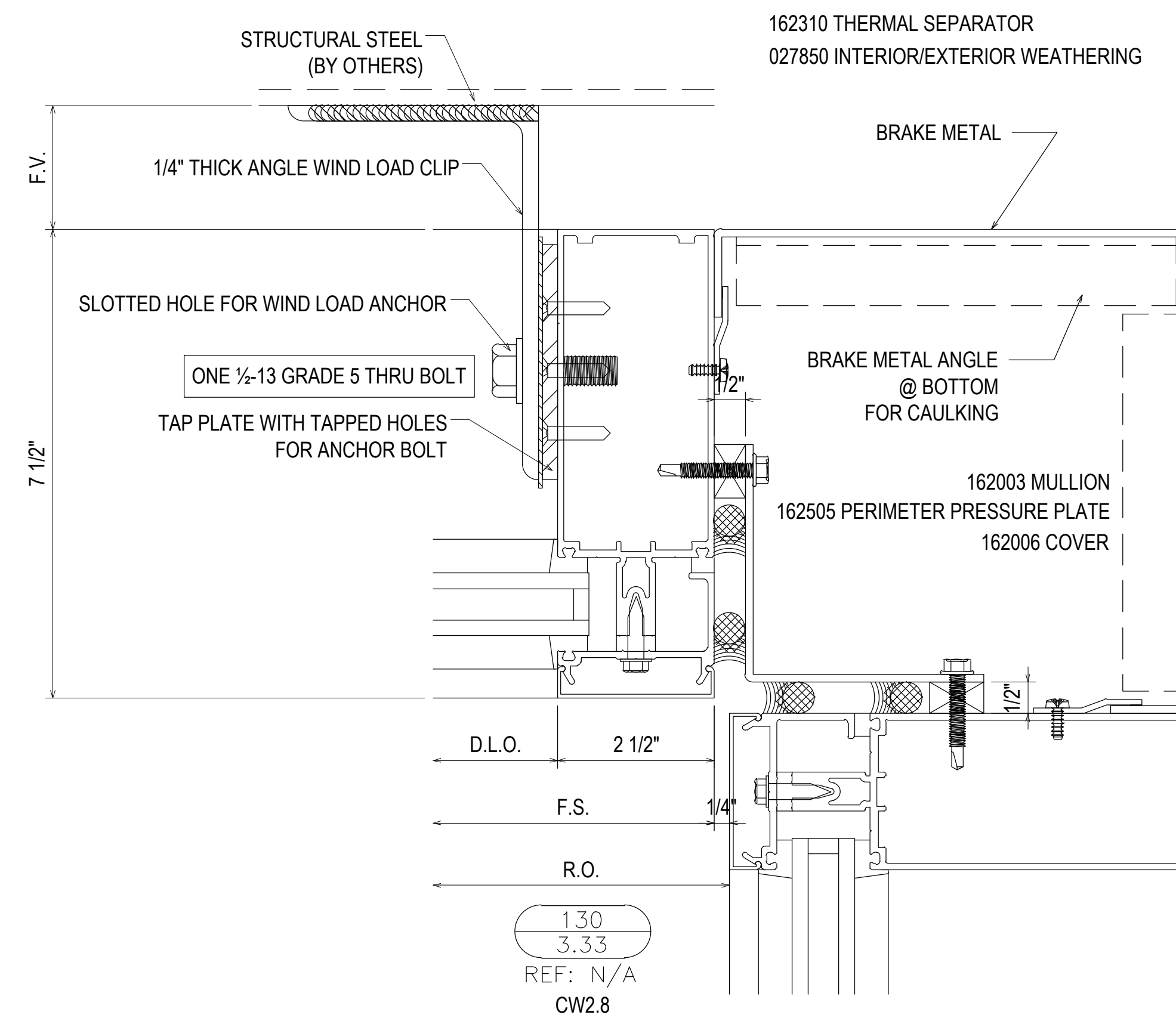
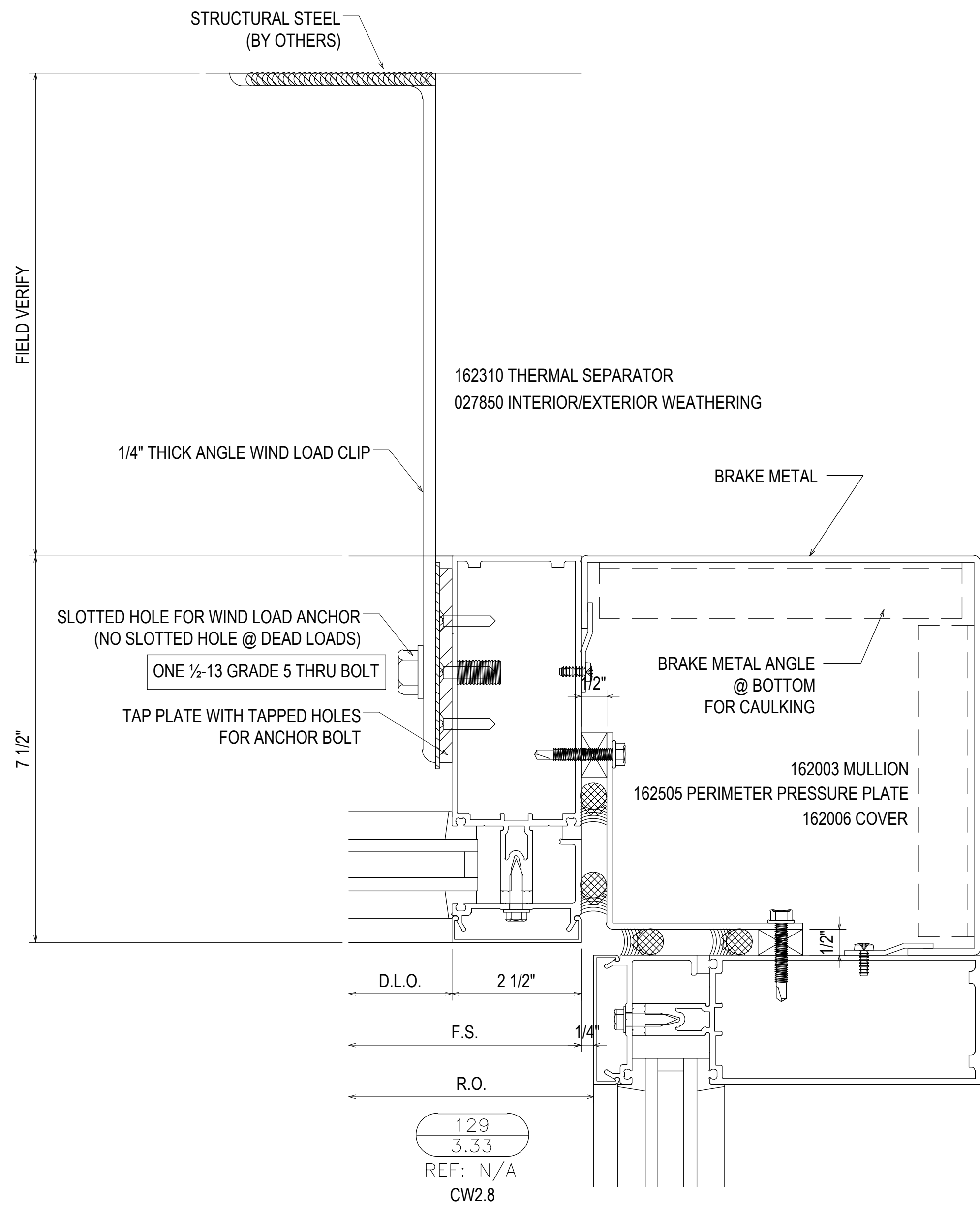
07.22.20	1ST REVISION	02.17.21	5TH REVISION - RADIUS (RA)	NO	NO	NO	NO
08.31.20	2ND REVISION (ENGINEERING)	03.31.21	6TH REVISION - CONNECTOR (RA)	NO	NO	NO	NO
09.03.20	3RD REVISION (CW)	04.12.21	7TH REVISION - CW2.19 (GFS)	NO	NO	NO	NO
01.19.21	4TH REVISION (RA)	05.01.22	8TH REVISION - EXTEND HEAD AND NOTCH (PH)	NO	NO	NO	NO
DATE	DESCRIPTION	DATE	DESCRIPTION	NO	NO	NO	NO
	DRAWING SUBMISSION		DRAWING SUBMISSION				

**PIEDMONT ATHENS REGIONAL  
MASTER FACILITY PROJECT  
ATHENS, GA 30606**




**JOB # 19-017**

DRAWN BY:	DATE:
RA	05.27.20
CHECKED BY:	DATE:
JO	05.27.20



07.22.20	1ST REVISION				
08.31.20	2ND REVISION (ENGINEERING)				
09.03.20	3RD REVISION (CW)				
01.19.21	4TH REVISION (RA)				
	DESCRIPTION				DATE

**PIEDMONT ATHENS REGIONAL  
MASTER FACILITY PROJECT  
ATHENS, GA 30606**

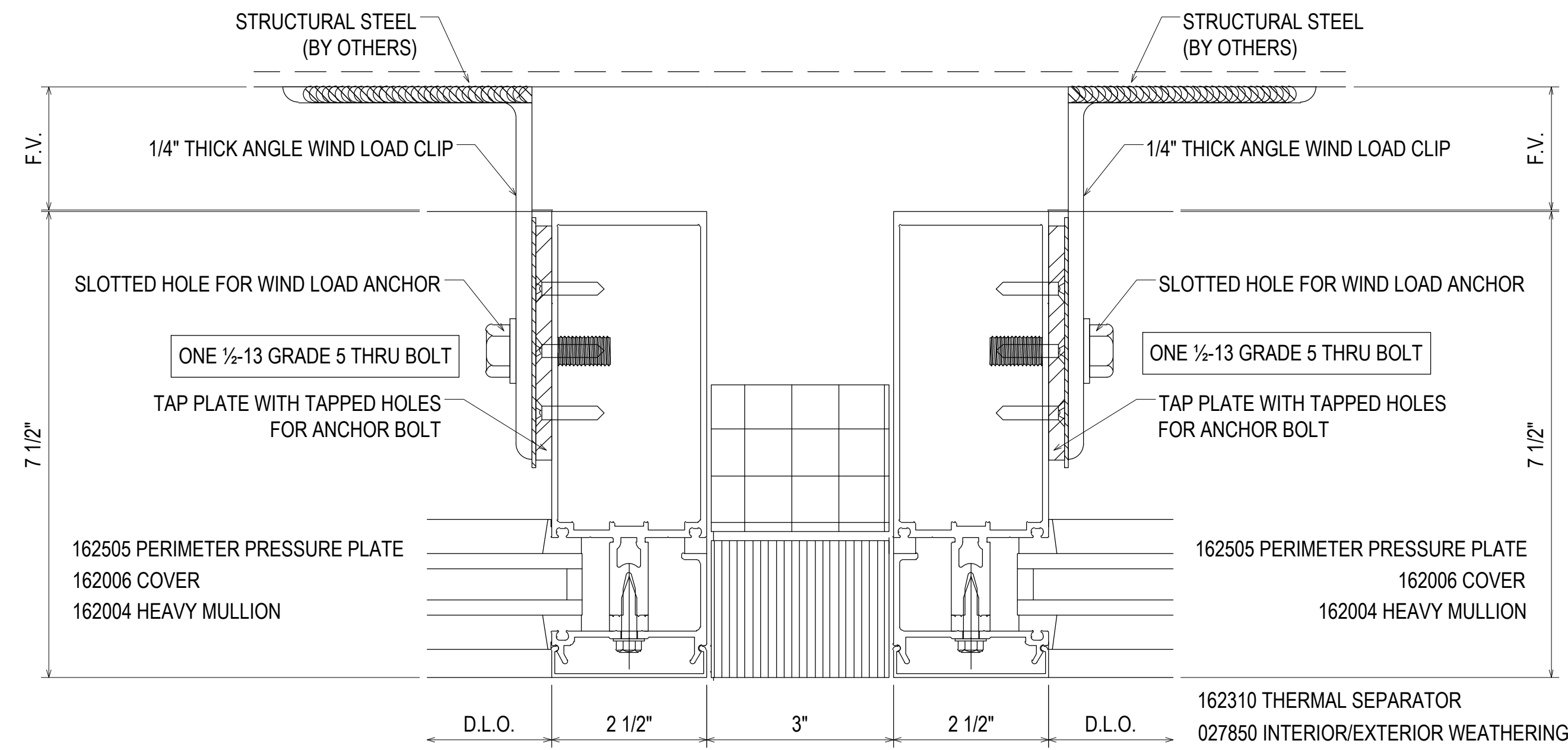


**JOB # 19-017**

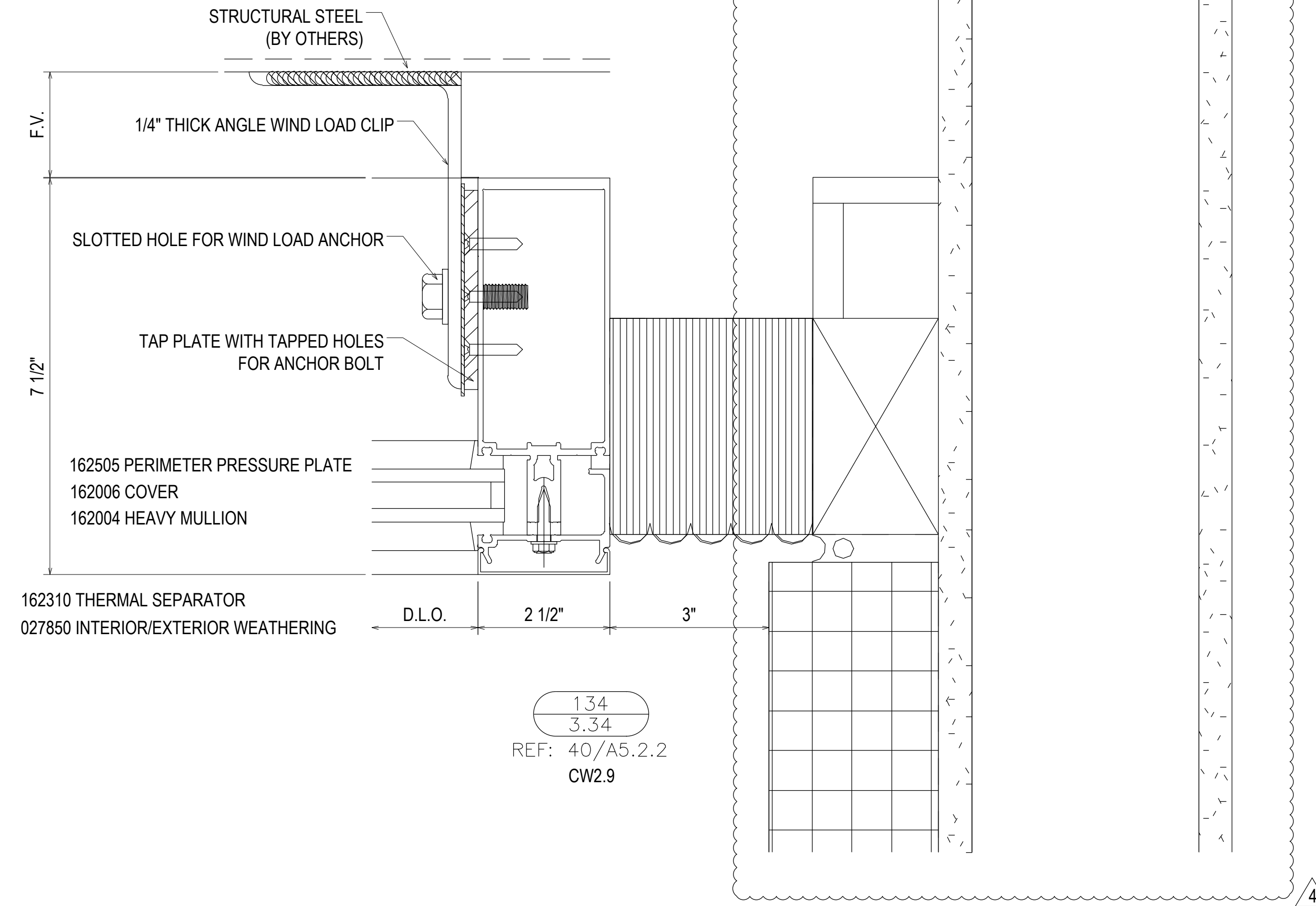
DRAWN BY:	DATE:
RA	05.27.20
CHECKED BY:	DATE:
JO	05.27.20

**3.33**

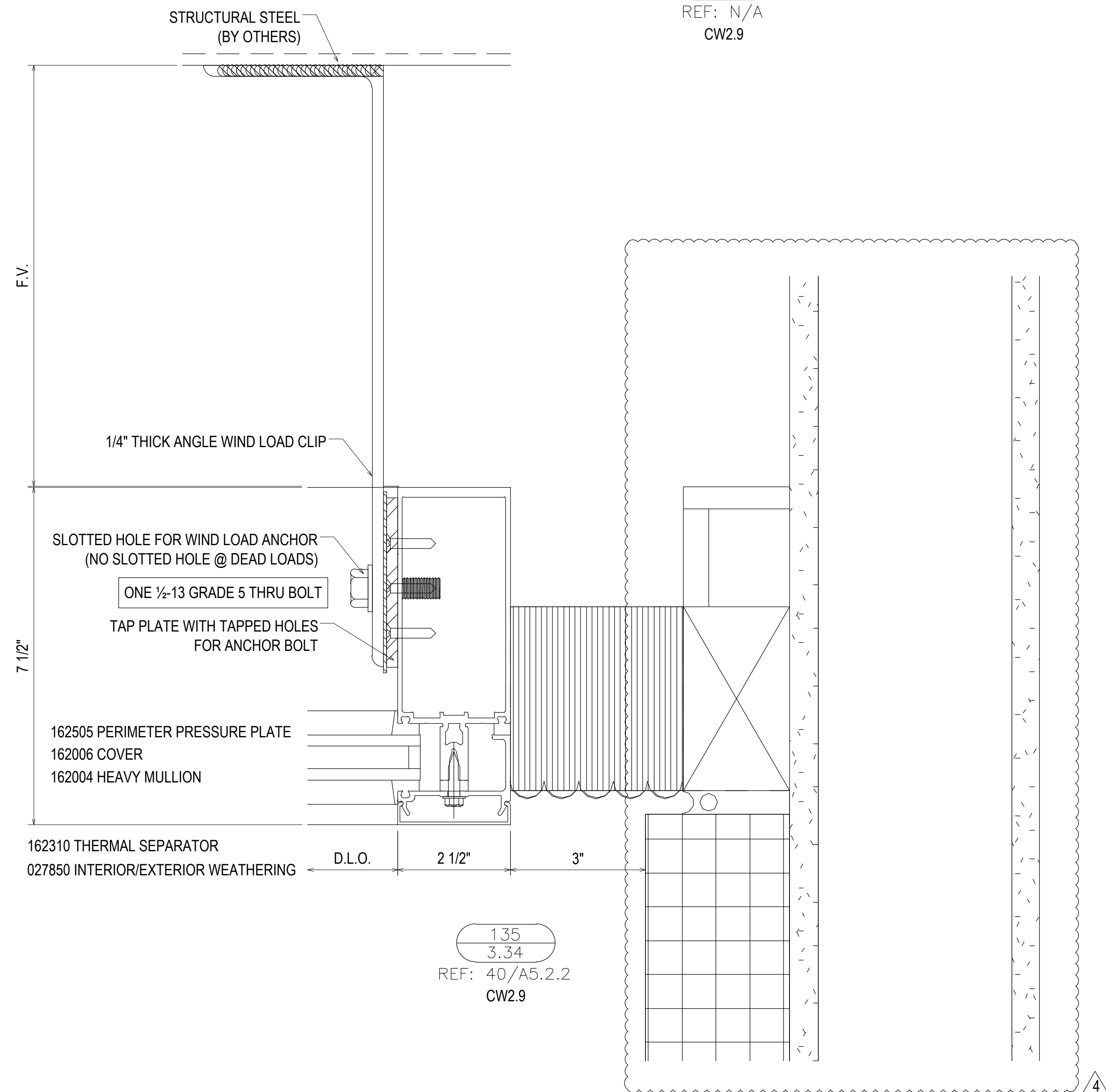




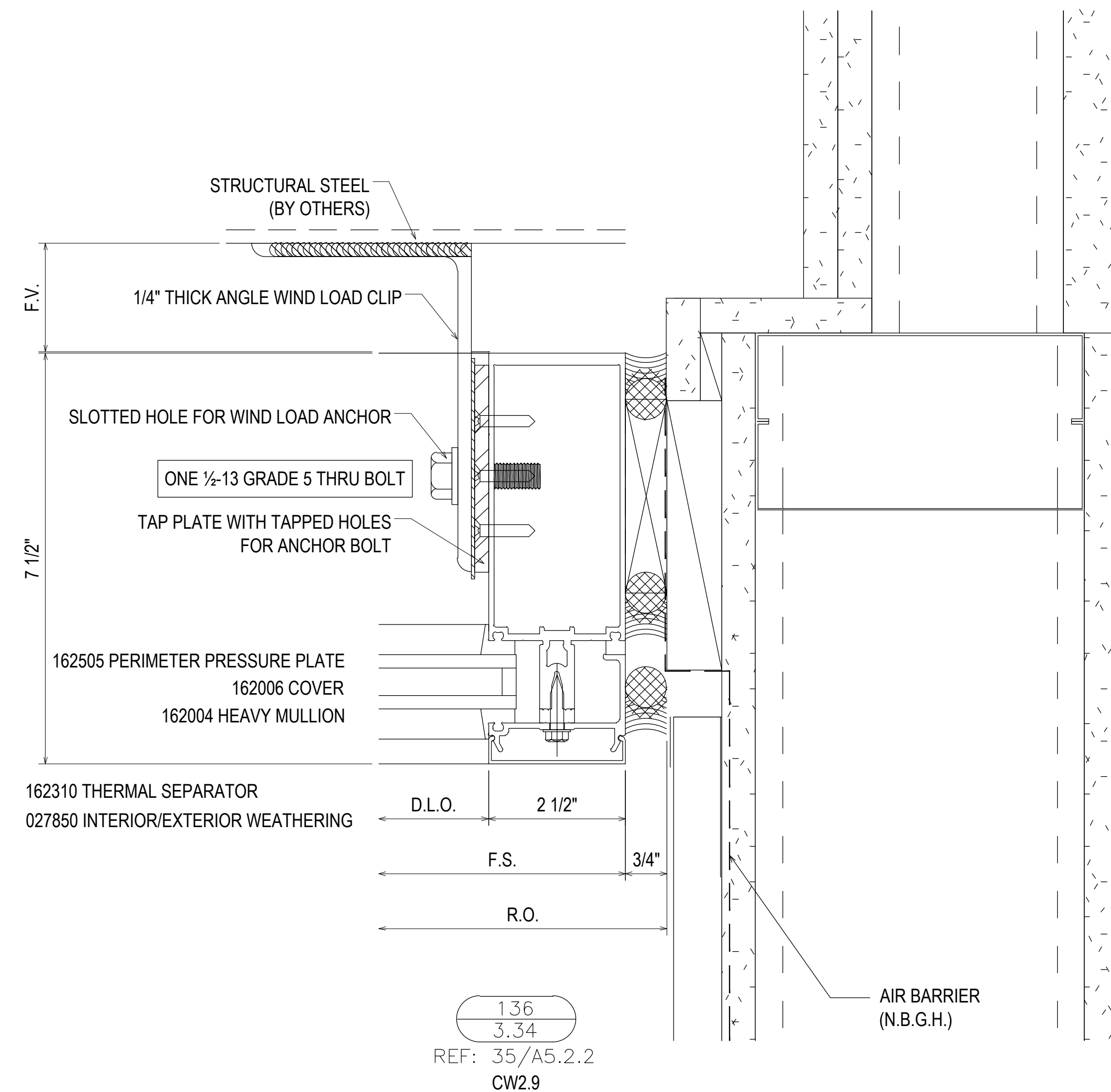
133  
3.34  
REF: N/A  
CW2.9



134  
3.34  
REF: 40/A5.2.2  
CW2.9



135  
3.34  
REF: 40/A5.2.2  
CW2.9



136  
3.34  
REF: 35/A5.2.2  
CW2.9

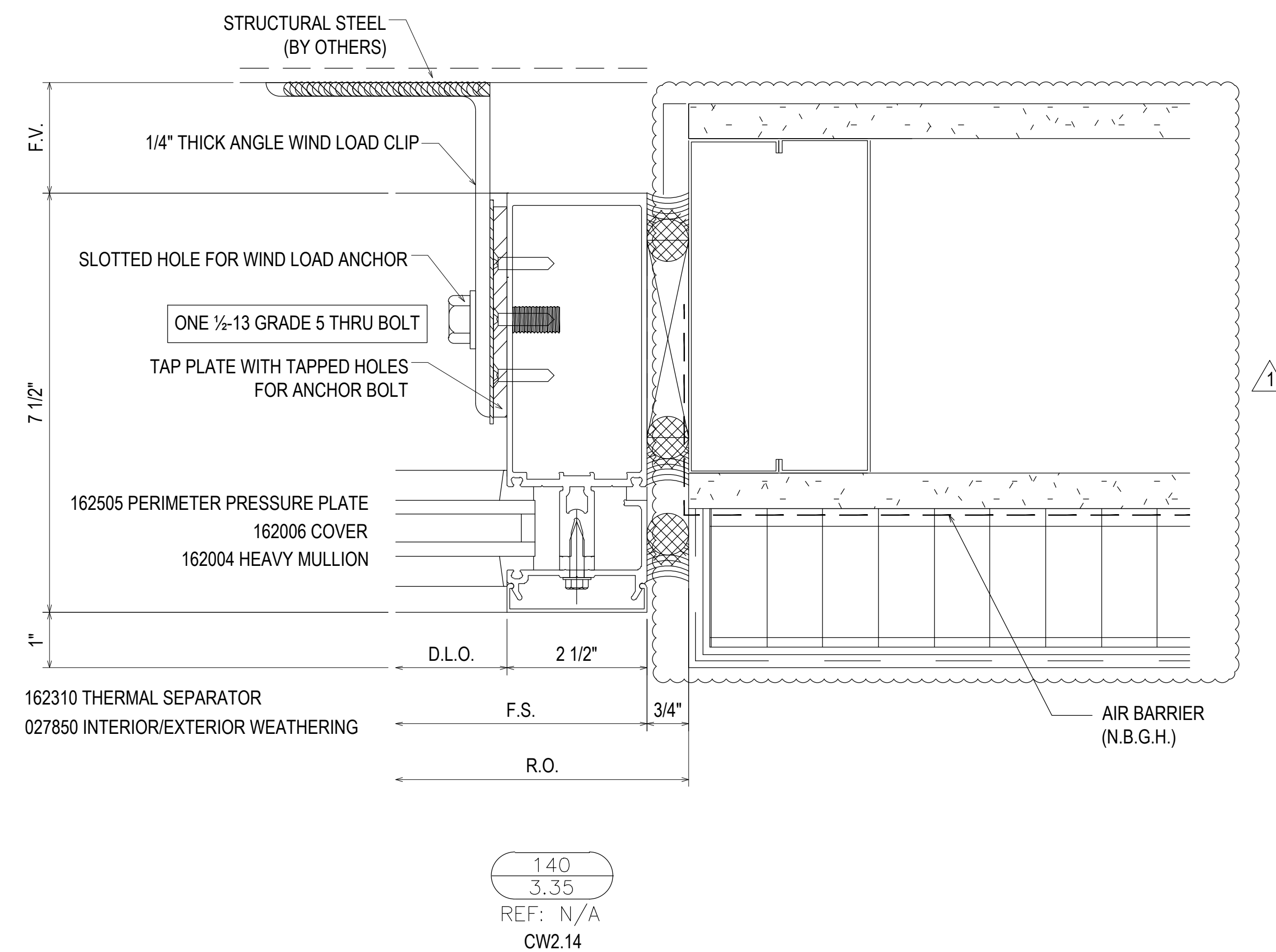
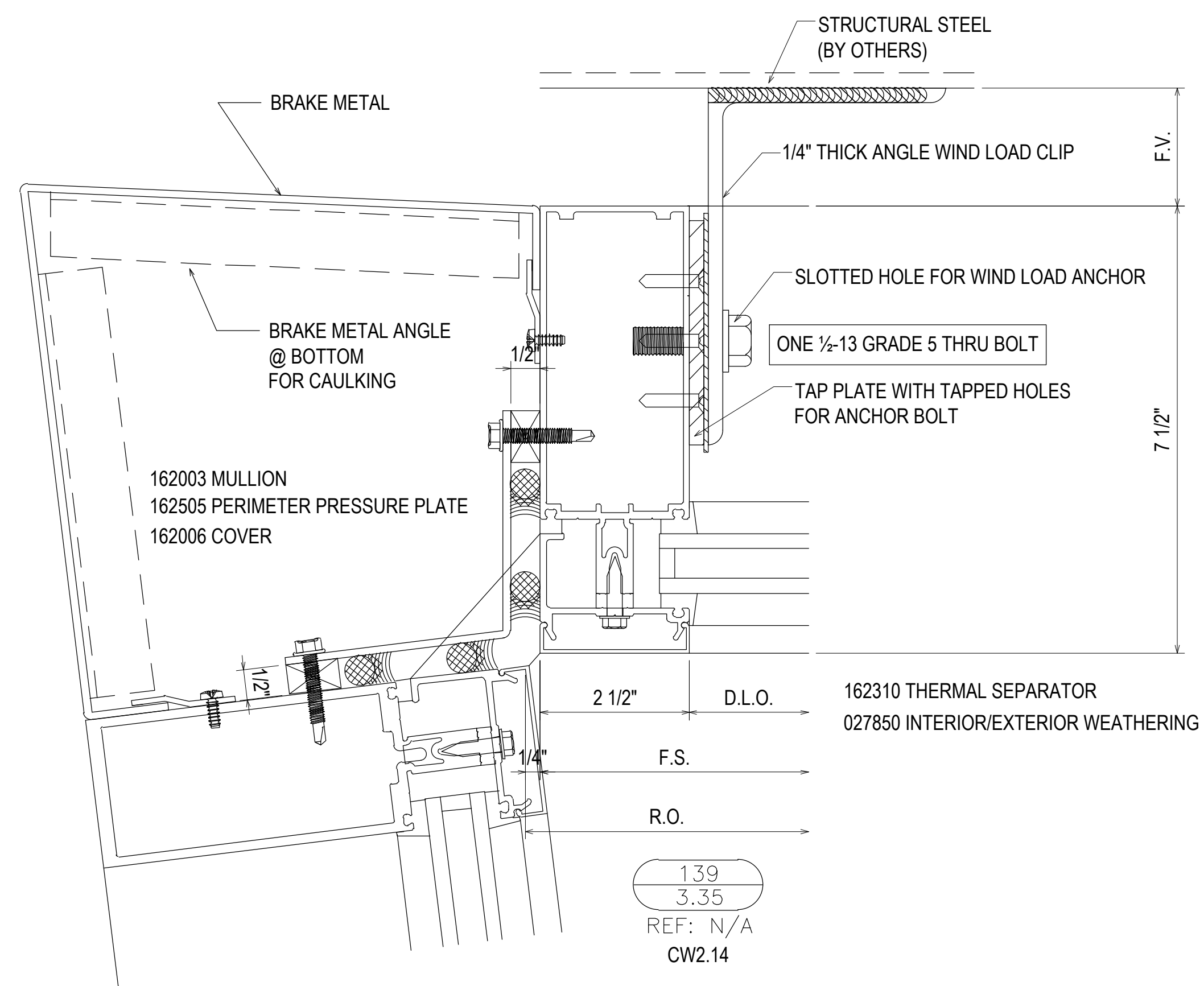
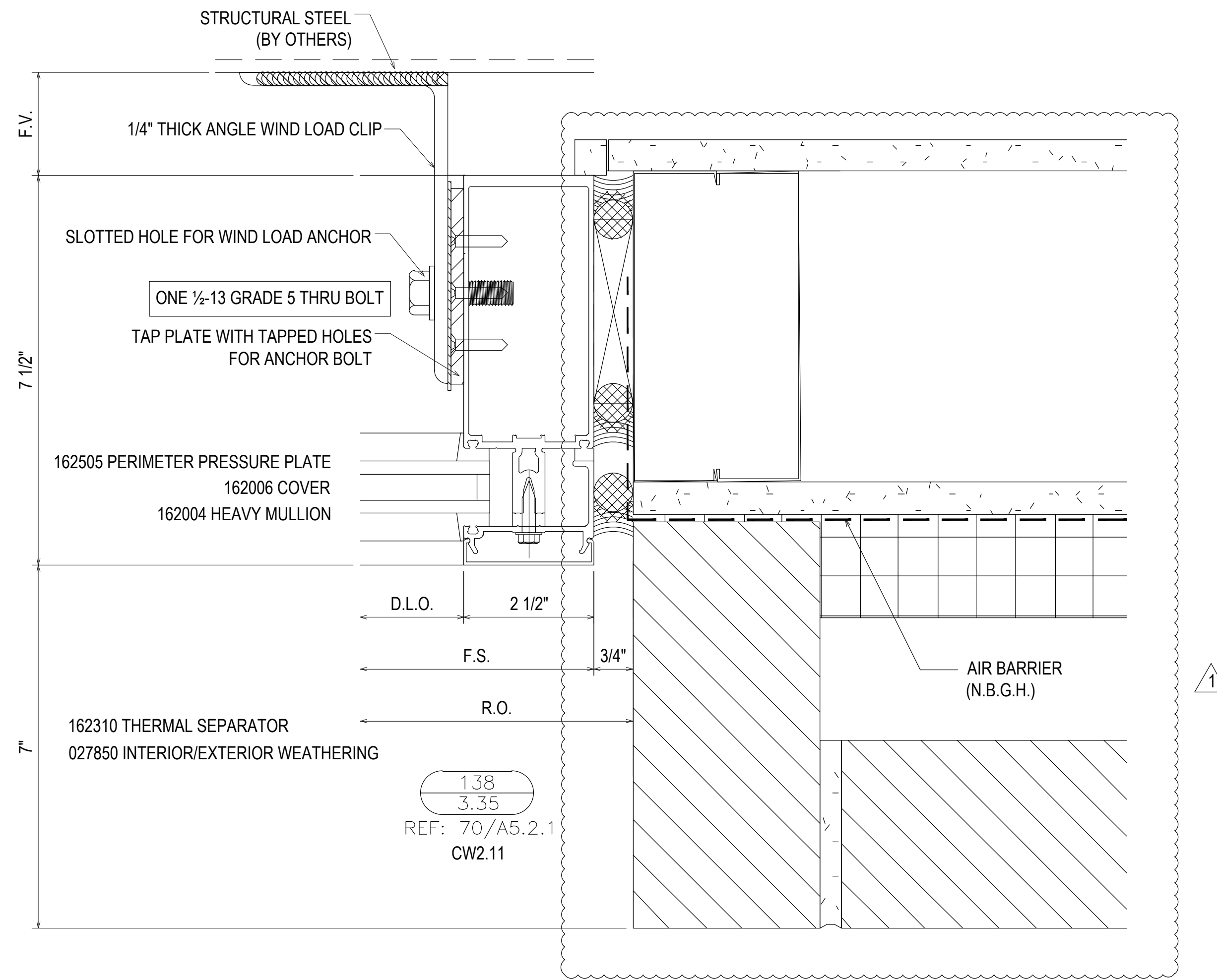
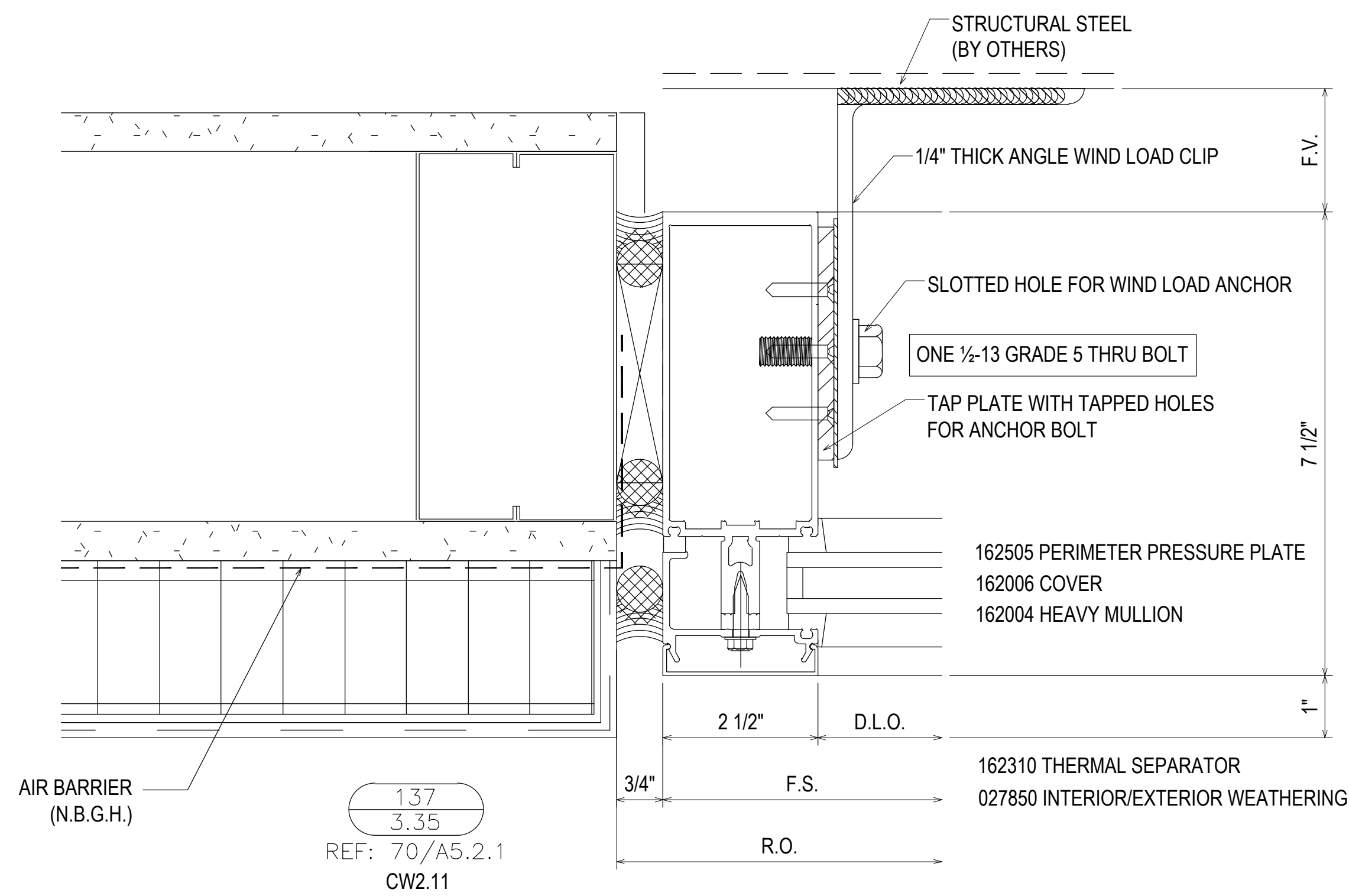
NO	DATE	DESCRIPTION	NO	DATE	DESCRIPTION
02.17.21	03.31.21	04.12.21	03.01.22	NO	NO
5TH REVISION - RADIUS (RA)	6TH REVISION - CONNECTOR (RA)	7TH REVISION - CW2.19 (GFS)	8TH REVISION - EXTEND HEAD AND NOTCH (PH)	NO	NO
1ST REVISION	2ND REVISION (ENGINEERING)	3RD REVISION (CW)	4TH REVISION (RA)	NO	NO
07.22.20	08.31.20	09.03.20	01.19.21	NO	NO
				NO	NO
				NO	NO

**PIEDMONT ATHENS REGIONAL  
MASTER FACILITY PROJECT  
ATHENS, GA 30606**




**JOB # 19-017**

DRAWN BY:	DATE:
RA	05.27.20
CHECKED BY:	DATE:
JO	05.27.20



07.22.20	1ST REVISION				
08.31.20	2ND REVISION (ENGINEERING)				
09.03.20	3RD REVISION (CW)				
01.19.21	4TH REVISION (RA)				
		DESCRIPTION	NO	NO	DATE
		DRAWING SUBMISSION			

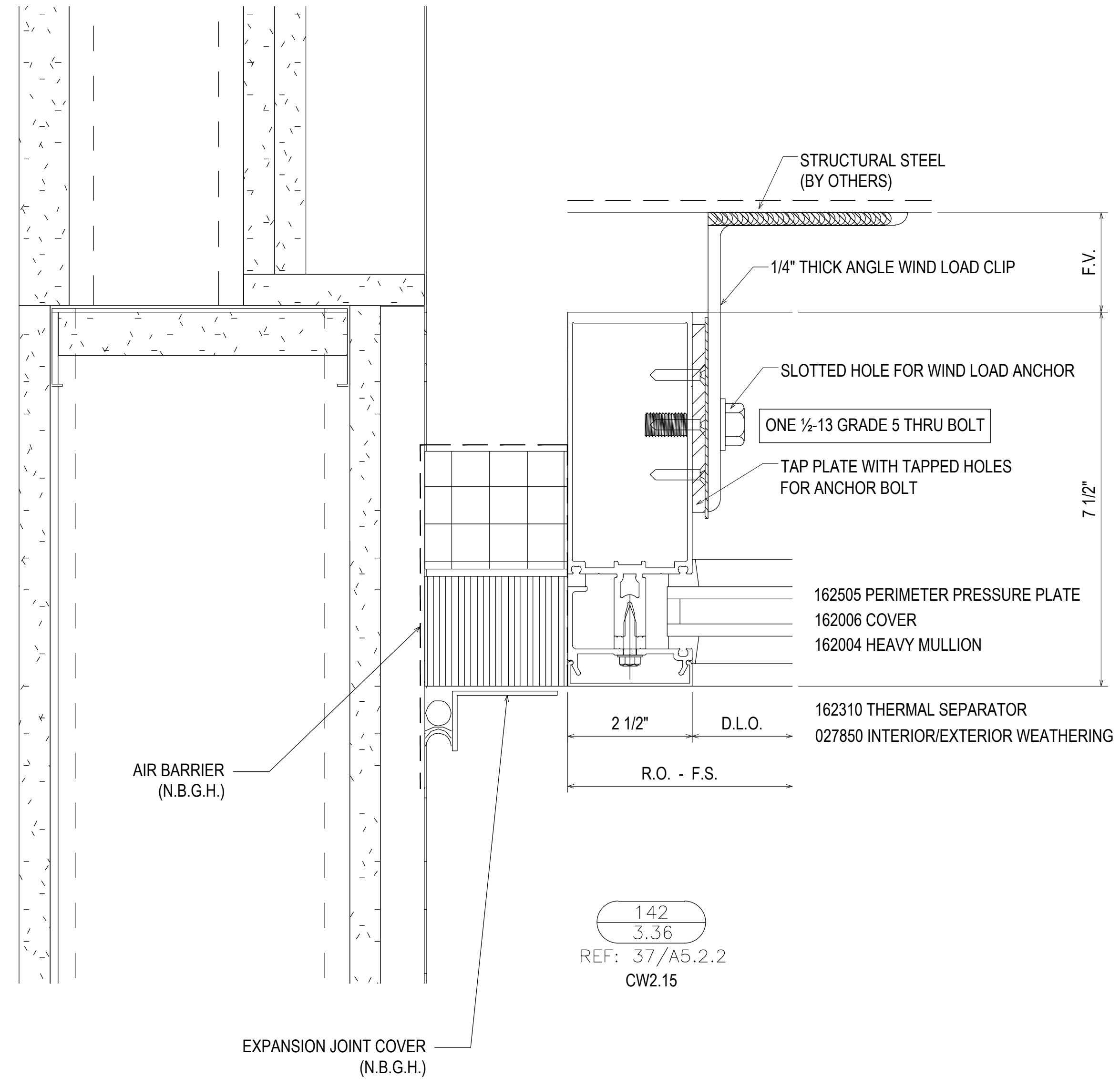
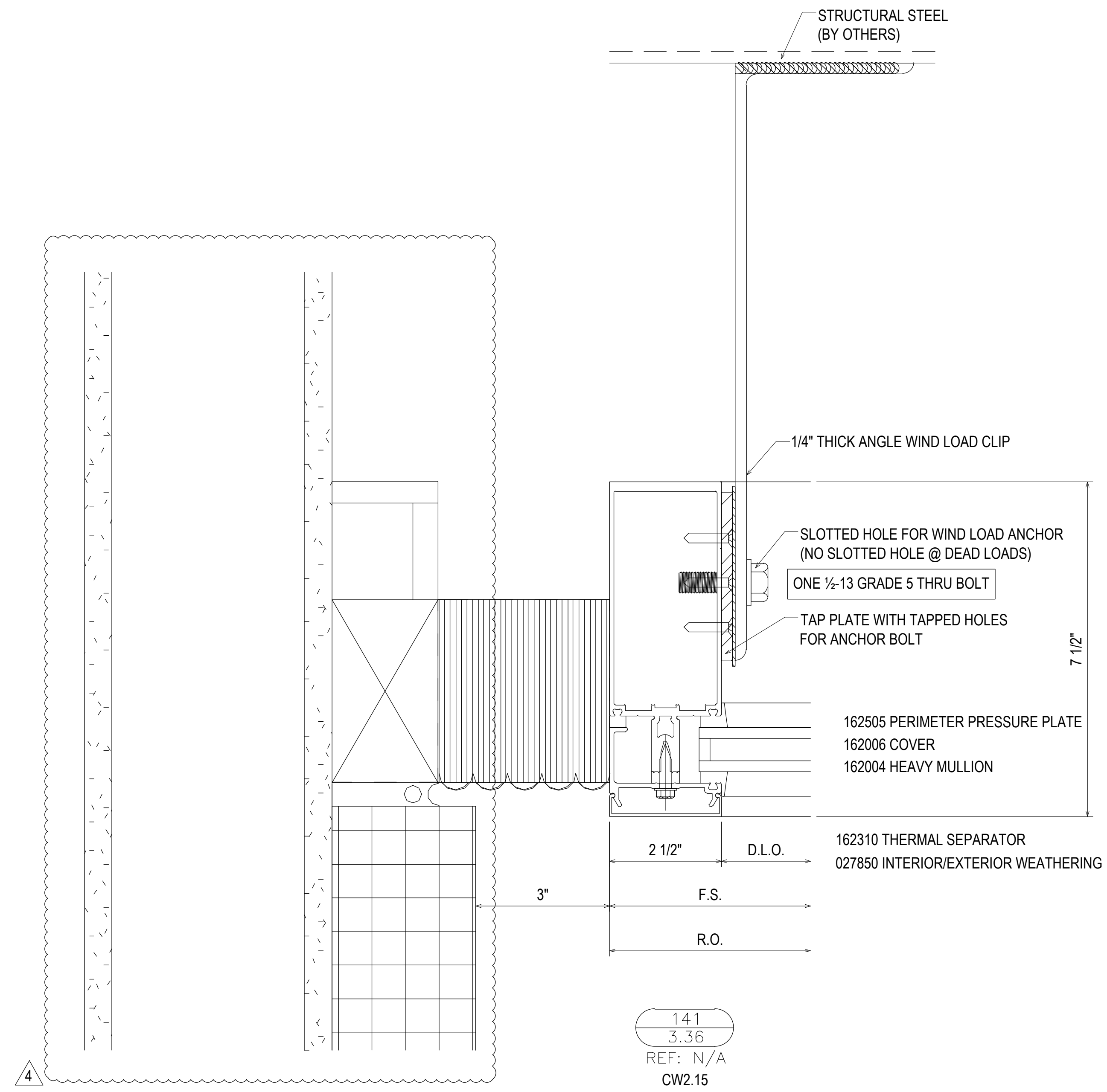
**PIEDMONT ATHENS REGIONAL  
MASTER FACILITY PROJECT  
ATHENS, GA 30606**



**JOB # 19-017**

DRAWN BY:	DATE:
RA	05.27.20
CHECKED BY:	DATE:
JO	05.27.20


**3.35**



07.22.20	1ST REVISION		
08.31.20	2ND REVISION (ENGINEERING)		
09.03.20	3RD REVISION (CW)		
01.19.21	4TH REVISION (RA)		
	DESCRIPTION	NO	DATE
	DRAWING SUBMISSION		

02.17.21	5TH REVISION - RADIUS (RA)		
03.31.21	6TH REVISION - CONNECTOR (RA)		
04.12.21	7TH REVISION - CW2.19 (GFS)		
03.01.22	8TH REVISION - EXTEND HEAD AND NOTCH (PH)		
	DESCRIPTION	NO	DATE
	DRAWING SUBMISSION		

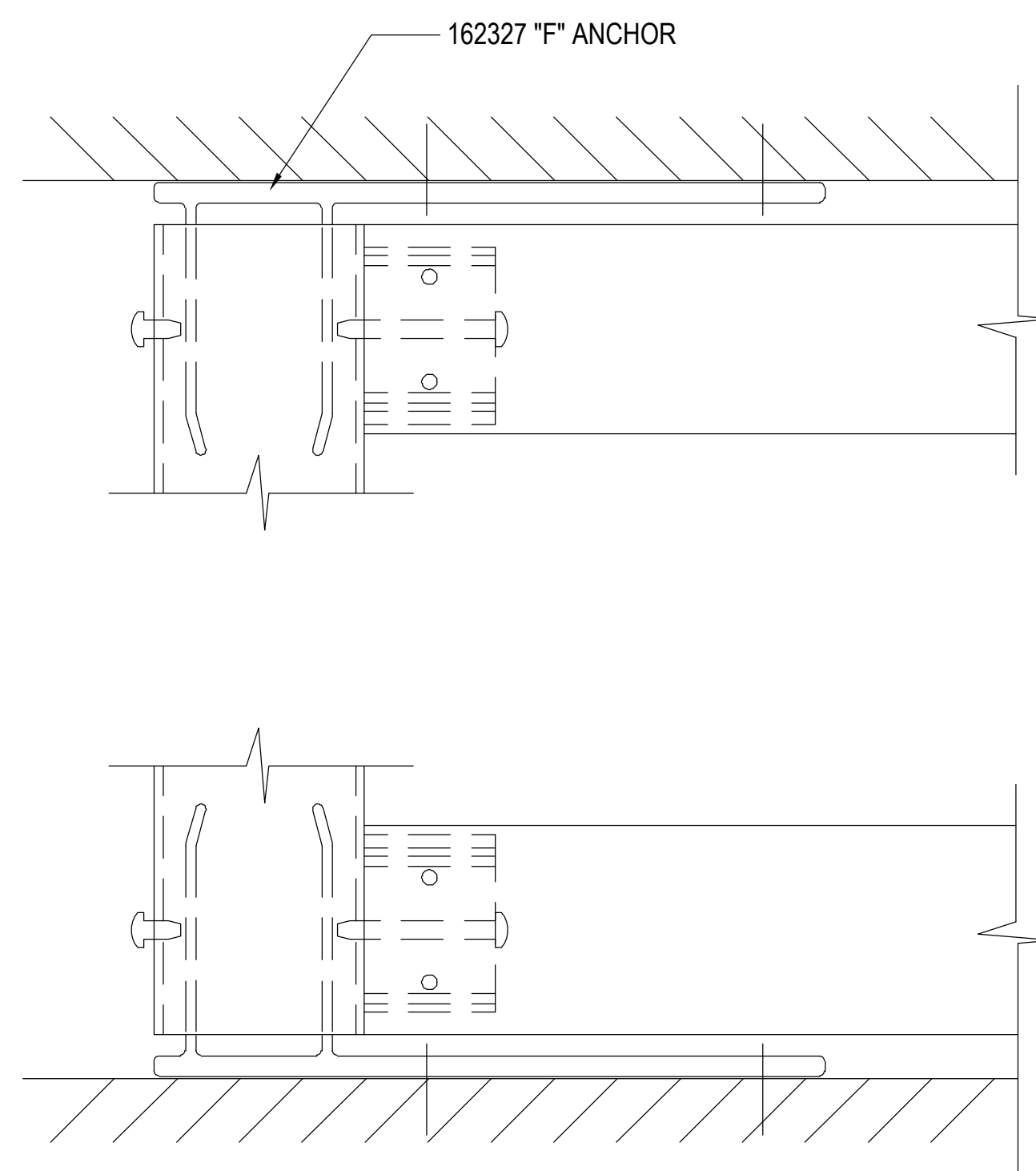
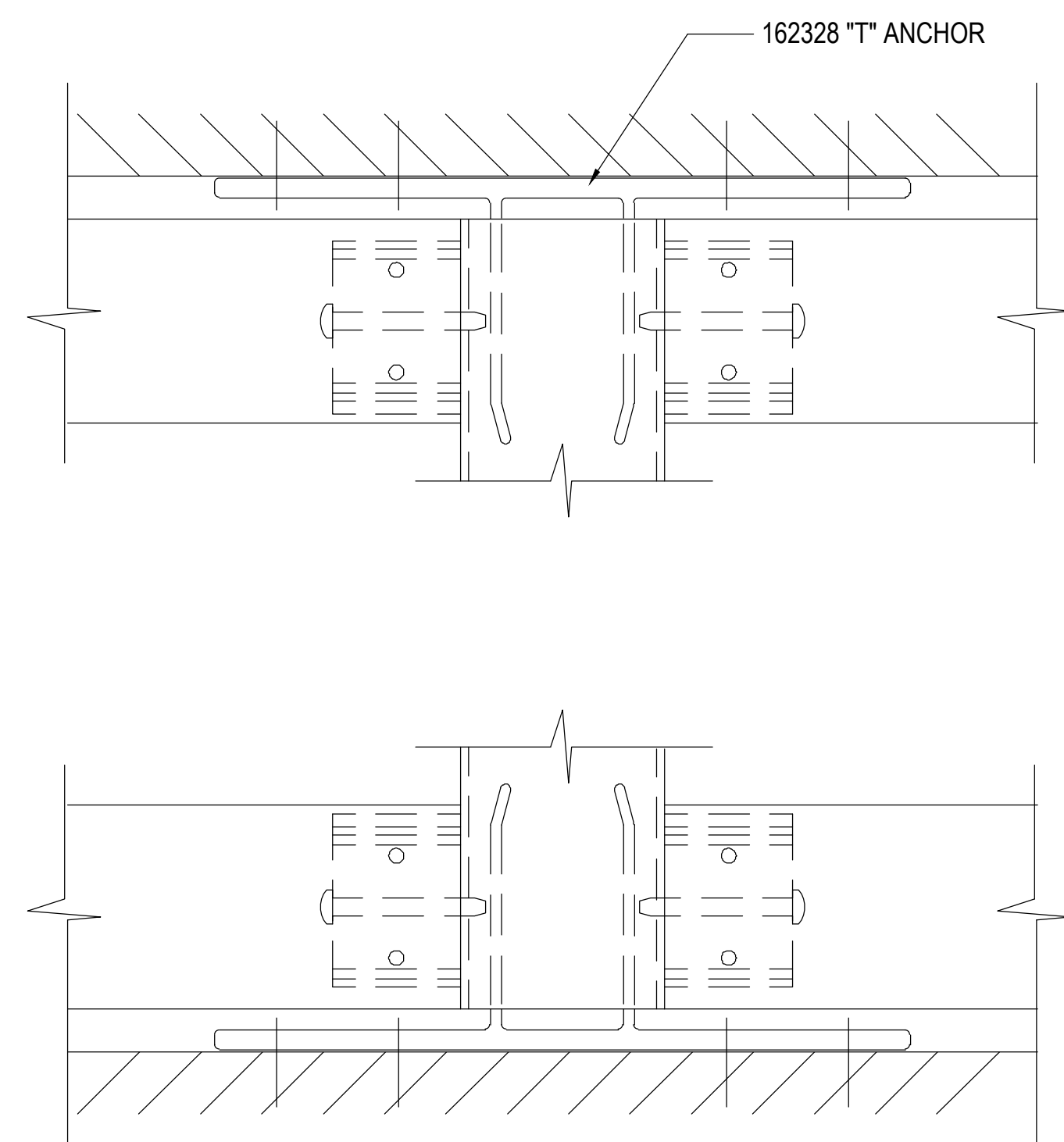
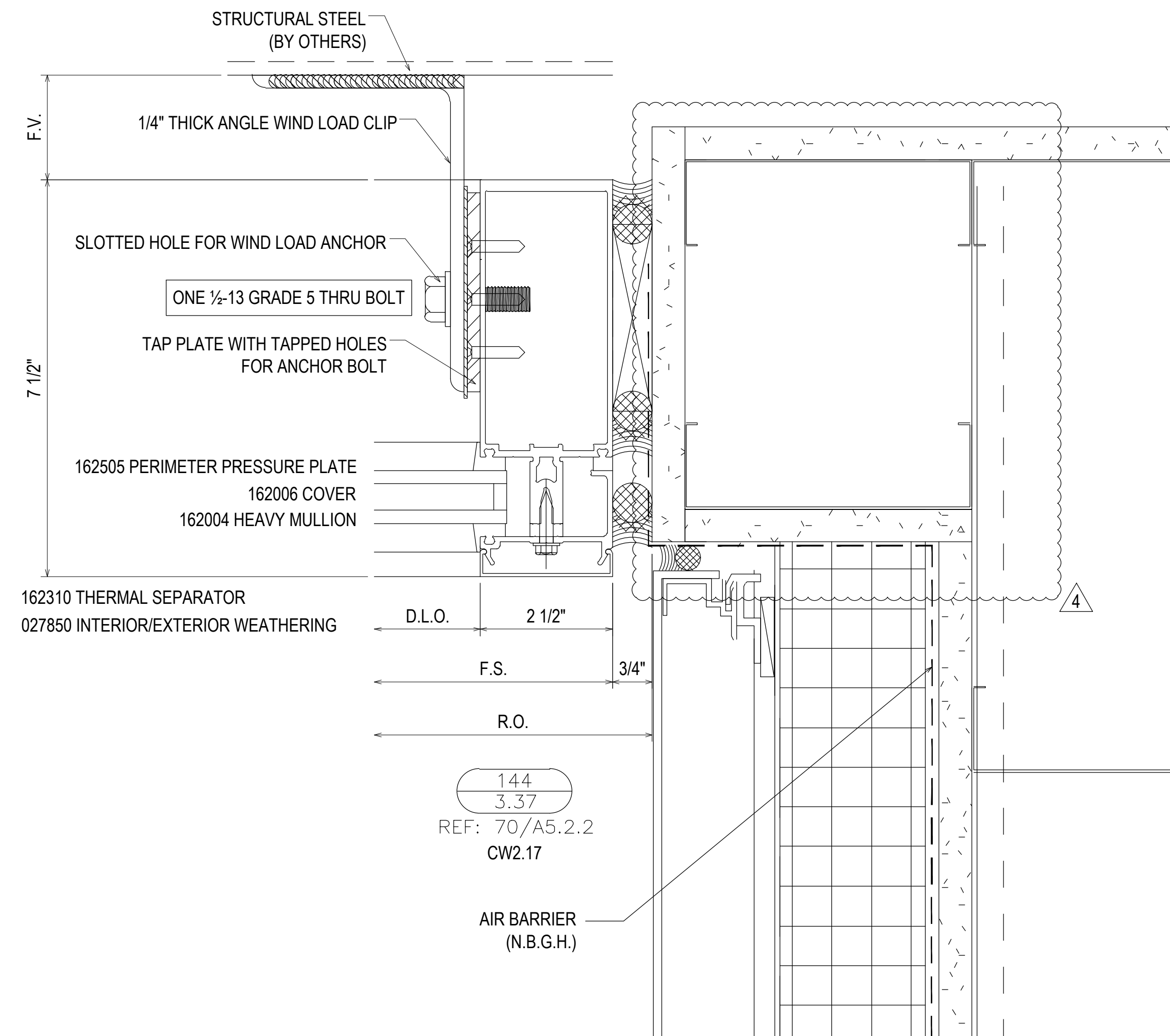
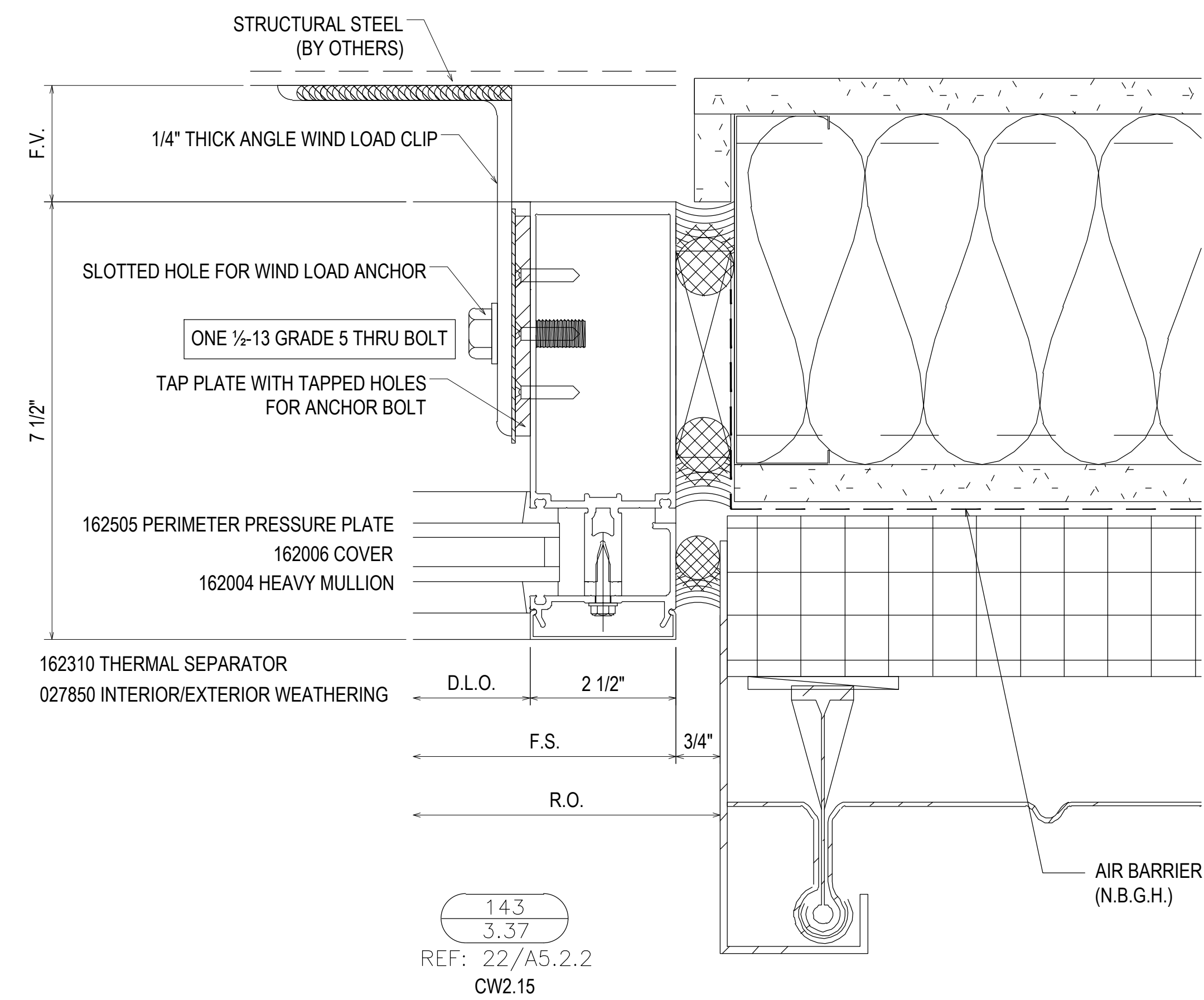
**PIEDMONT ATHENS REGIONAL  
MASTER FACILITY PROJECT  
ATHENS, GA 30606**



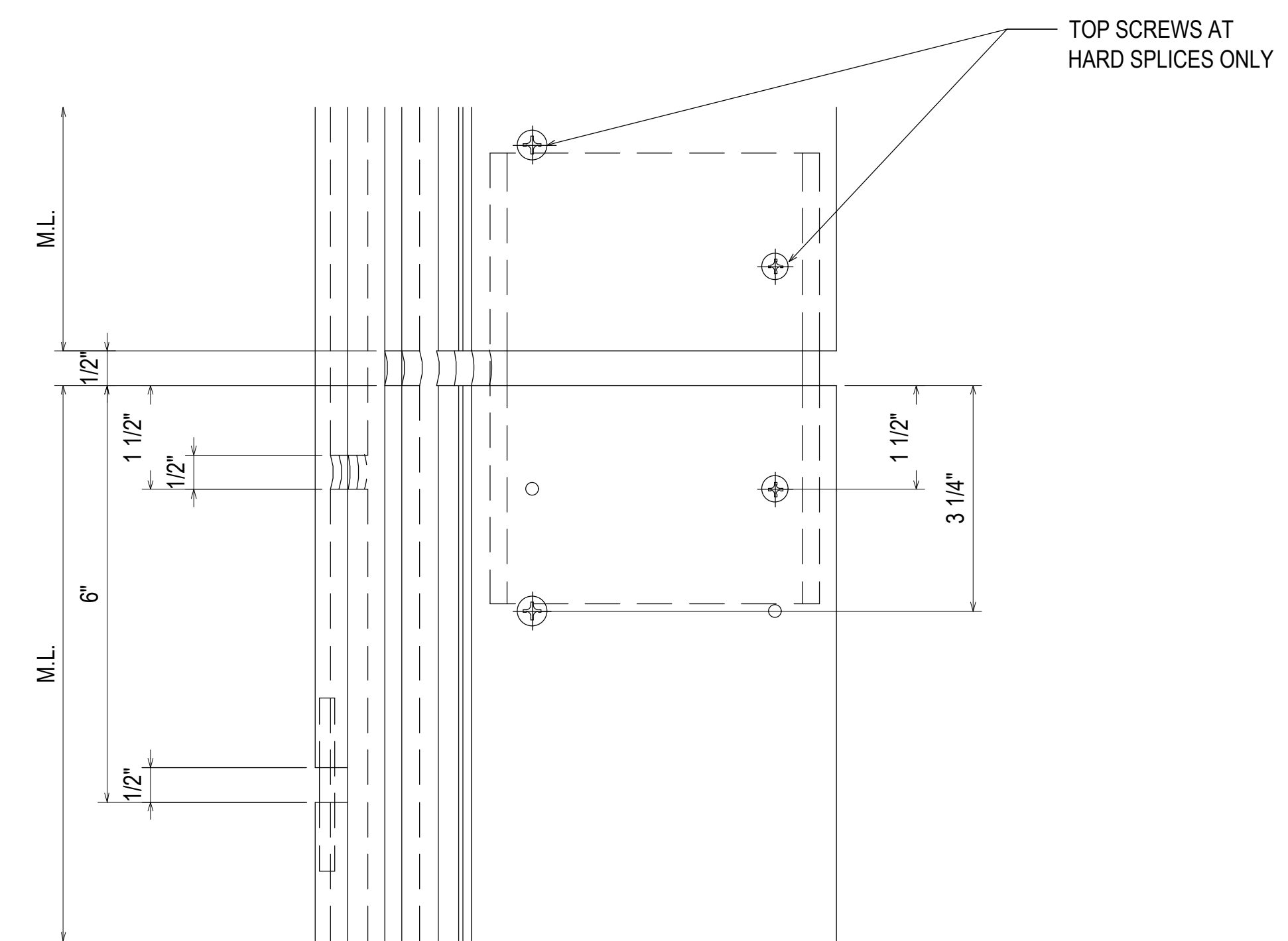
**JOB # 19-017**

DRAWN BY:	DATE:
RA	05.27.20
CHECKED BY:	DATE:
JO	05.27.20

**3.36**



145  
3.37  
REF: N/A  
CW2 "T" & "F" ANCHORS



145A  
3.37  
REF: N/A  
TYPICAL SPLICE DETAIL

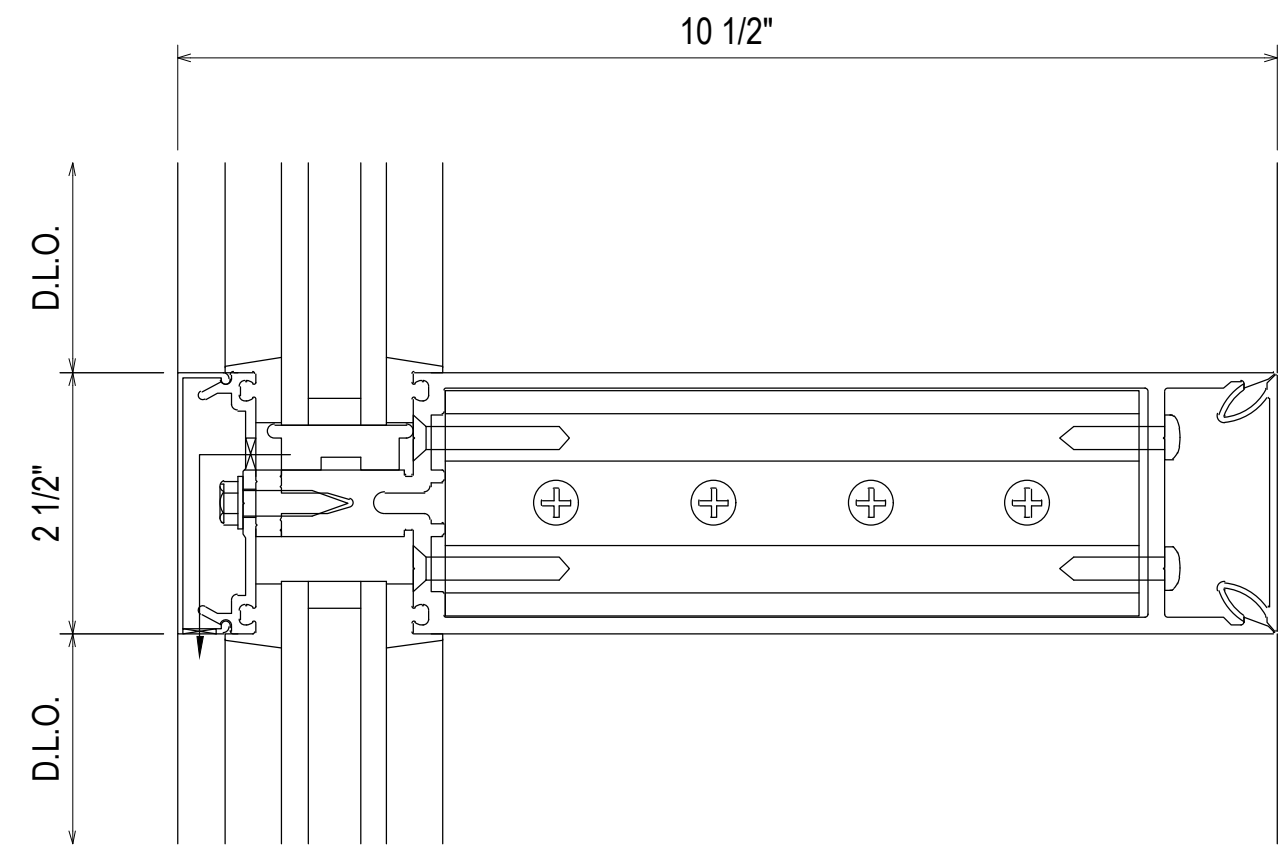
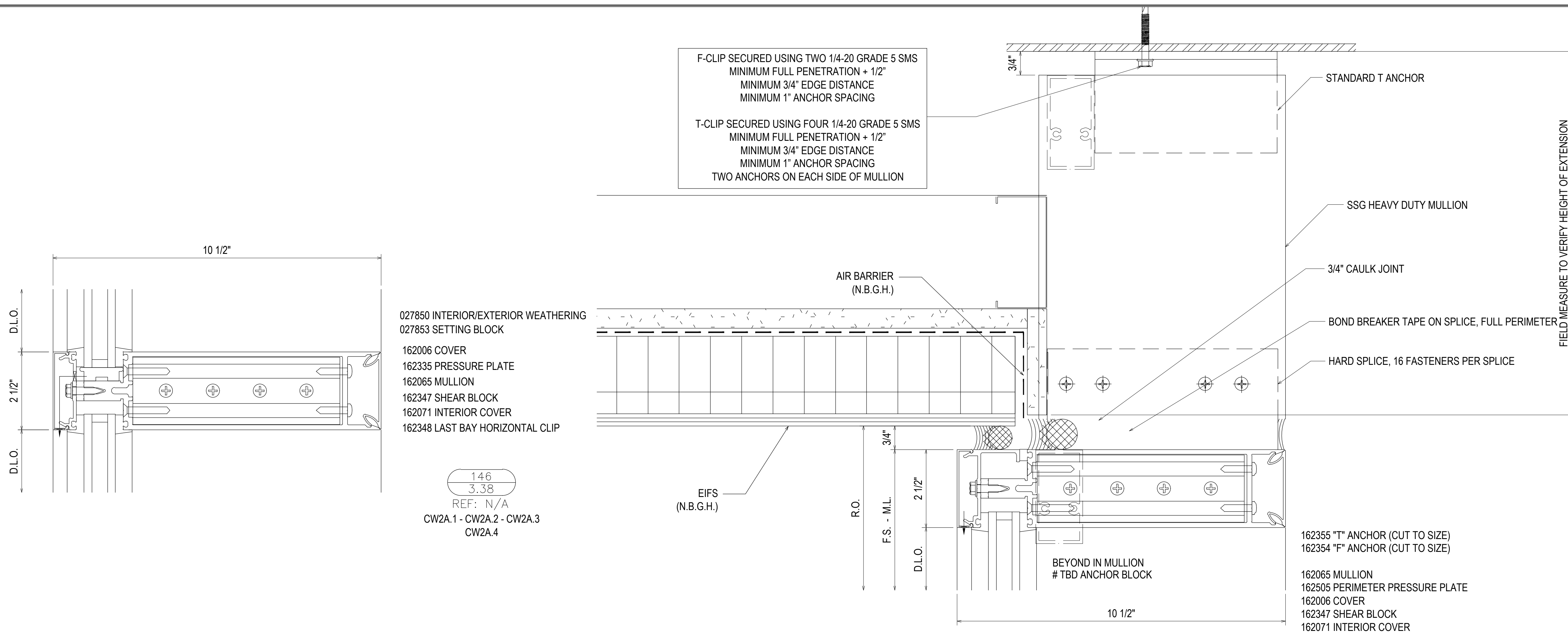
NO	DATE	DESCRIPTION	DRAWING SUBMISSION
1	02.17.21	5TH REVISION - RADIUS (RA)	NO
2	03.31.21	6TH REVISION - CONNECTOR (RA)	NO
3	04.12.21	7TH REVISION - CW2.19 (GFS)	NO
4	03.01.22	8TH REVISION - EXTEND HEAD AND NOTCH (PH)	NO
5	07.22.20	1ST REVISION	NO
6	08.31.20	2ND REVISION (ENGINEERING)	NO
7	09.03.20	3RD REVISION (CW)	NO
8	01.19.21	4TH REVISION (RA)	NO

**PIEDMONT ATHENS REGIONAL  
MASTER FACILITY PROJECT  
ATHENS, GA 30606**



JOB # 19-017

DRAWN BY:	DATE:
RA	05.27.20
CHECKED BY:	DATE:
JO	05.27.20



027850 INTERIOR/EXTERIOR WEATHERING  
027853 SETTING BLOCK  
162006 COVER  
162335 PRESSURE PLATE  
162065 MULLION  
162347 SHEAR BLOCK  
162071 INTERIOR COVER  
162348 LAST BAY HORIZONTAL CLIP

146  
3.38  
REF: N/A  
CW2A.1 - CW2A.2 - CW2A.3  
CW2A.4

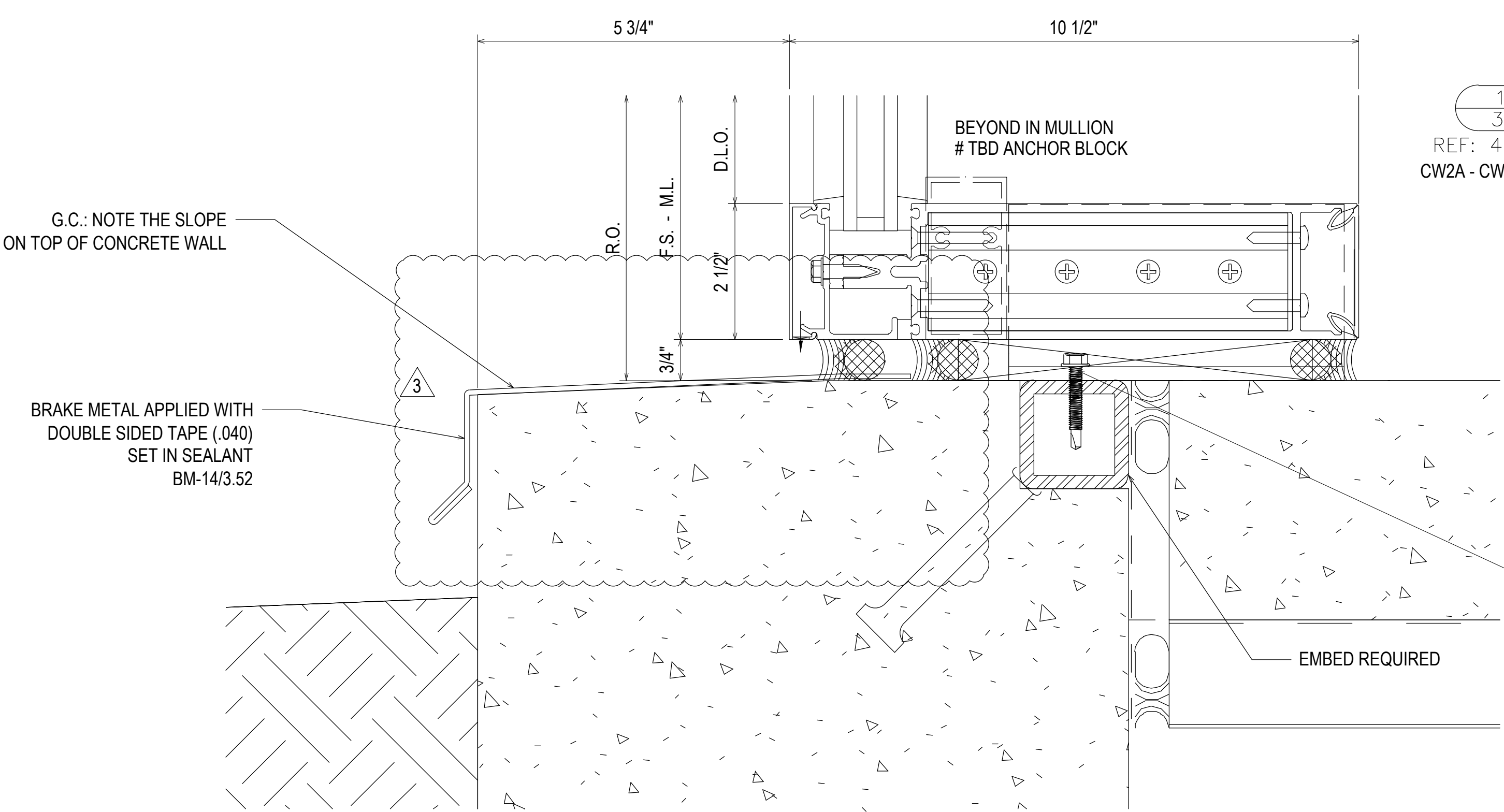
F-CLIP SECURED USING TWO 1/4-20 GRADE 5 SMS  
MINIMUM FULL PENETRATION + 1/2"  
MINIMUM 3/4" EDGE DISTANCE  
MINIMUM 1" ANCHOR SPACING

T-CLIP SECURED USING FOUR 1/4-20 GRADE 5 SMS  
MINIMUM FULL PENETRATION + 1/2"  
MINIMUM 3/4" EDGE DISTANCE  
MINIMUM 1" ANCHOR SPACING  
TWO ANCHORS ON EACH SIDE OF MULLION

162355 "T" ANCHOR (CUT TO SIZE)  
162354 "F" ANCHOR (CUT TO SIZE)

162065 MULLION  
162505 PERIMETER PRESSURE PLATE  
162006 COVER  
162347 SHEAR BLOCK  
162071 INTERIOR COVER  
162348 LAST BAY HORIZONTAL CLIP

148  
3.38  
REF: 48/A5.3.1  
CW2A.1 - CW2A.2 - CW2A.4



G.C.: NOTE THE SLOPE  
ON TOP OF CONCRETE WALL

BRAKE METAL APPLIED WITH  
DOUBLE SIDED TAPE (.040)  
SET IN SEALANT  
BM-14/3.52

147  
3.38  
REF: 40/A5.3.3  
CW2A - CW2A.1 - CW2A.4

162355 "T" ANCHOR (CUT TO SIZE)  
162354 "F" ANCHOR (CUT TO SIZE)

162065 MULLION  
162505 PERIMETER PRESSURE PLATE  
162006 COVER  
162347 SHEAR BLOCK  
162071 INTERIOR COVER  
162348 LAST BAY HORIZONTAL CLIP

027850 INTERIOR/EXTERIOR WEATHERING  
027853 SETTING BLOCK

2X2 EMBED TUBE AS SHOWN IN DRAWINGS  
F-CLIP SECURED USING TWO 1/4-20 GRADE 5 SMS  
MINIMUM FULL PENETRATION + 1/2"  
MINIMUM 3/4" EDGE DISTANCE  
MINIMUM 1" ANCHOR SPACING

T-CLIP SECURED USING FOUR 1/4-20 GRADE 5 SMS  
MINIMUM FULL PENETRATION + 1/2"  
MINIMUM 3/4" EDGE DISTANCE  
MINIMUM 1" ANCHOR SPACING  
TWO ANCHORS ON EACH SIDE OF MULLION

NO	DATE	DESCRIPTION	DRAWING	SUBMISSION
1	07.22.20			
2	08.31.20	1ST REVISION (ENGINEERING)		
3	09.03.20	2ND REVISION (ENGINEERING)		
4	01.19.21	3RD REVISION (CW)		
5		4TH REVISION (RA)		

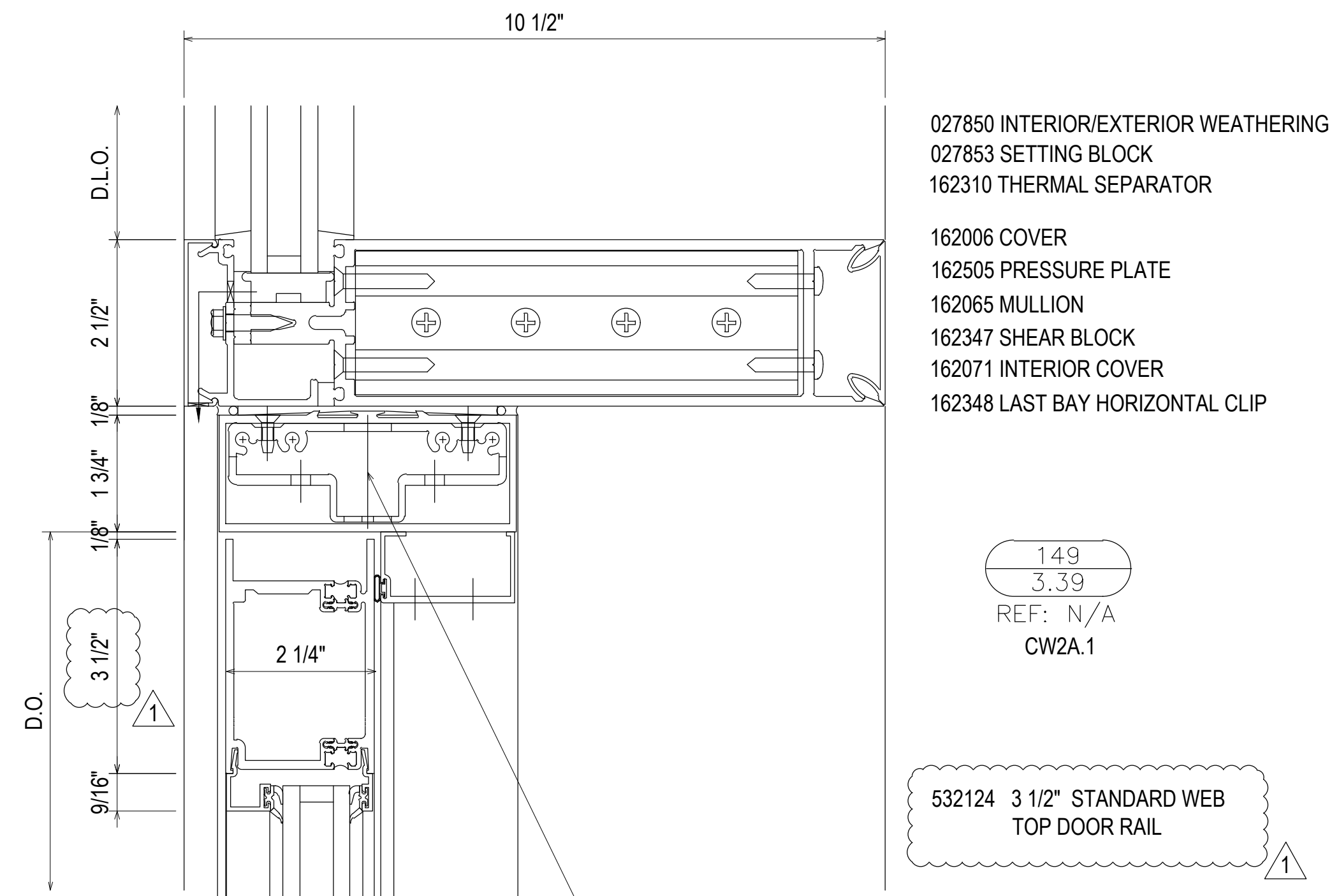
**PIEDMONT ATHENS REGIONAL  
MASTER FACILITY PROJECT  
ATHENS, GA 30606**



JOB # 19-017

DRAWN BY:	DATE:
RA	05.27.20
CHECKED BY:	DATE:
JO	05.27.20

**3.38**

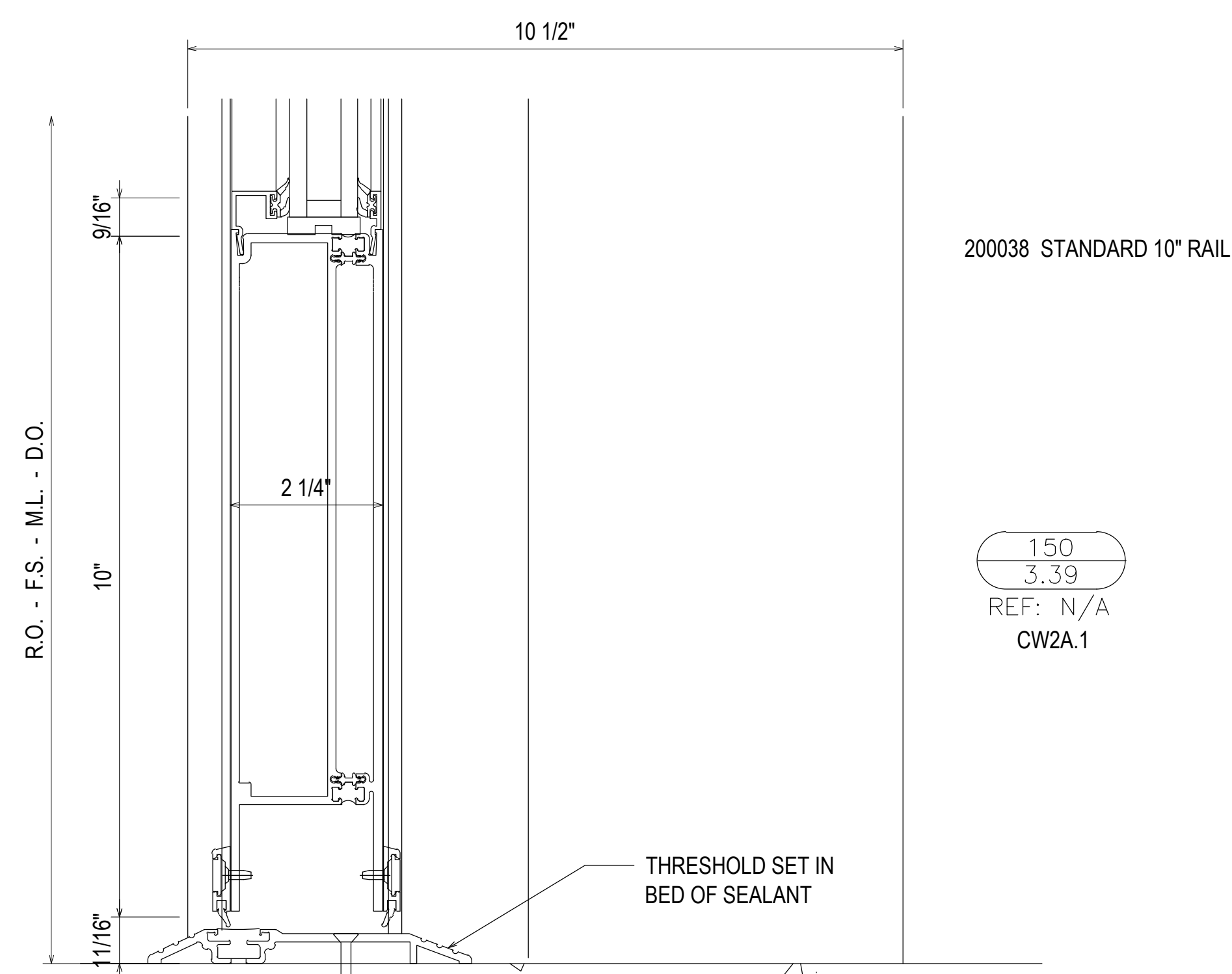


- 027850 INTERIOR/EXTERIOR WEATHERING
- 027853 SETTING BLOCK
- 162310 THERMAL SEPARATOR
- 162006 COVER
- 162505 PRESSURE PLATE
- 162065 MULLION
- 162347 SHEAR BLOCK
- 162071 INTERIOR COVER
- 162348 LAST BAY HORIZONTAL CLIP

149  
3.39  
REF: N/A  
CW2A.1

532124 3 1/2" STANDARD WEB  
TOP DOOR RAIL

#12-24 GRADE 5 SMS WITH A MINIMUM FULL PENETRATION + 1/2"  
MINIMUM 3/8" EDGE DISTANCE  
SPACED 3" FROM END AND 24" O.C. THEREAFTER

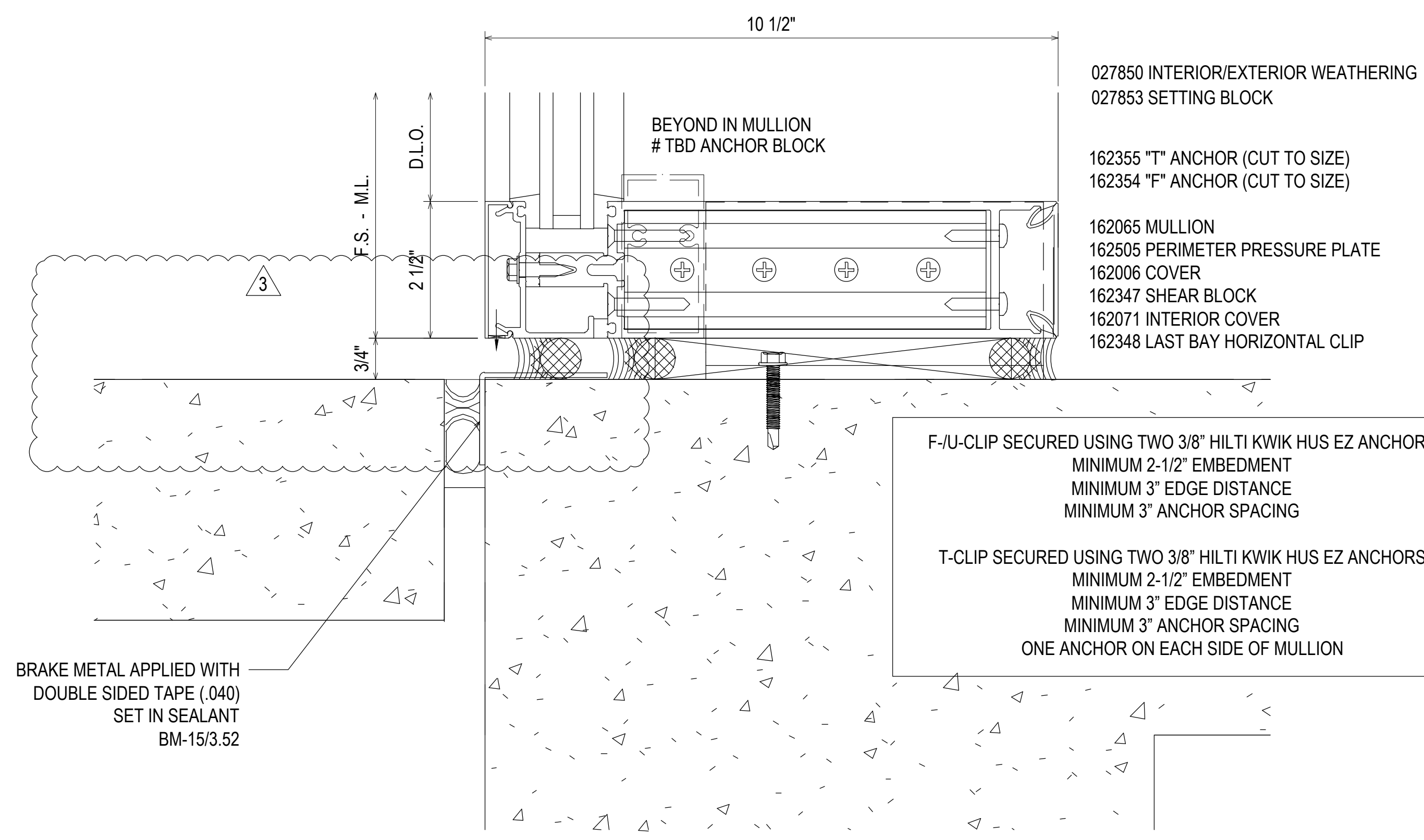


200038 STANDARD 10" RAIL

150  
3.39  
REF: N/A  
CW2A.1

THRESHOLD SET IN  
BED OF SEALANT

1/4" COUNTERSUNK HILTI KWIK CON II WITH MINIMUM 1-3/4" EMBEDMENT  
MINIMUM 1-1/2" EDGE DISTANCE  
SPACED 3" FROM END AND 18" O.C. THEREAFTER



- 027850 INTERIOR/EXTERIOR WEATHERING
- 027853 SETTING BLOCK

- 162355 "T" ANCHOR (CUT TO SIZE)
- 162354 "F" ANCHOR (CUT TO SIZE)

- 162065 MULLION
- 162505 PERIMETER PRESSURE PLATE
- 162006 COVER
- 162347 SHEAR BLOCK
- 162071 INTERIOR COVER
- 162348 LAST BAY HORIZONTAL CLIP

151  
3.39  
REF: 18/A5.3.2  
CW2A.2 - CW2A.3

F-/U-CLIP SECURED USING TWO 3/8" HILTI KWIK HUS EZ ANCHORS  
MINIMUM 2-1/2" EMBEDMENT  
MINIMUM 3" EDGE DISTANCE  
MINIMUM 3" ANCHOR SPACING

T-CLIP SECURED USING TWO 3/8" HILTI KWIK HUS EZ ANCHORS  
MINIMUM 2-1/2" EMBEDMENT  
MINIMUM 3" EDGE DISTANCE  
MINIMUM 3" ANCHOR SPACING  
ONE ANCHOR ON EACH SIDE OF MULLION

BRAKE METAL APPLIED WITH  
DOUBLE SIDED TAPE (.040)  
SET IN SEALANT  
BM-15/3.52

DATE	DESCRIPTION	NO	DATE	DESCRIPTION	NO
07.22.20	1ST REVISION	Δ	02.17.21	5TH REVISION - RADIUS (RA)	Δ
08.31.20	2ND REVISION (ENGINEERING)	Δ	03.31.21	6TH REVISION - CONNECTOR (RA)	Δ
09.03.20	3RD REVISION (CW)	Δ	04.12.21	7TH REVISION - CW2.19 (GFS)	Δ
01.19.21	4TH REVISION (RA)	Δ	03.01.22	8TH REVISION - EXTEND HEAD AND NOTCH (PH)	Δ

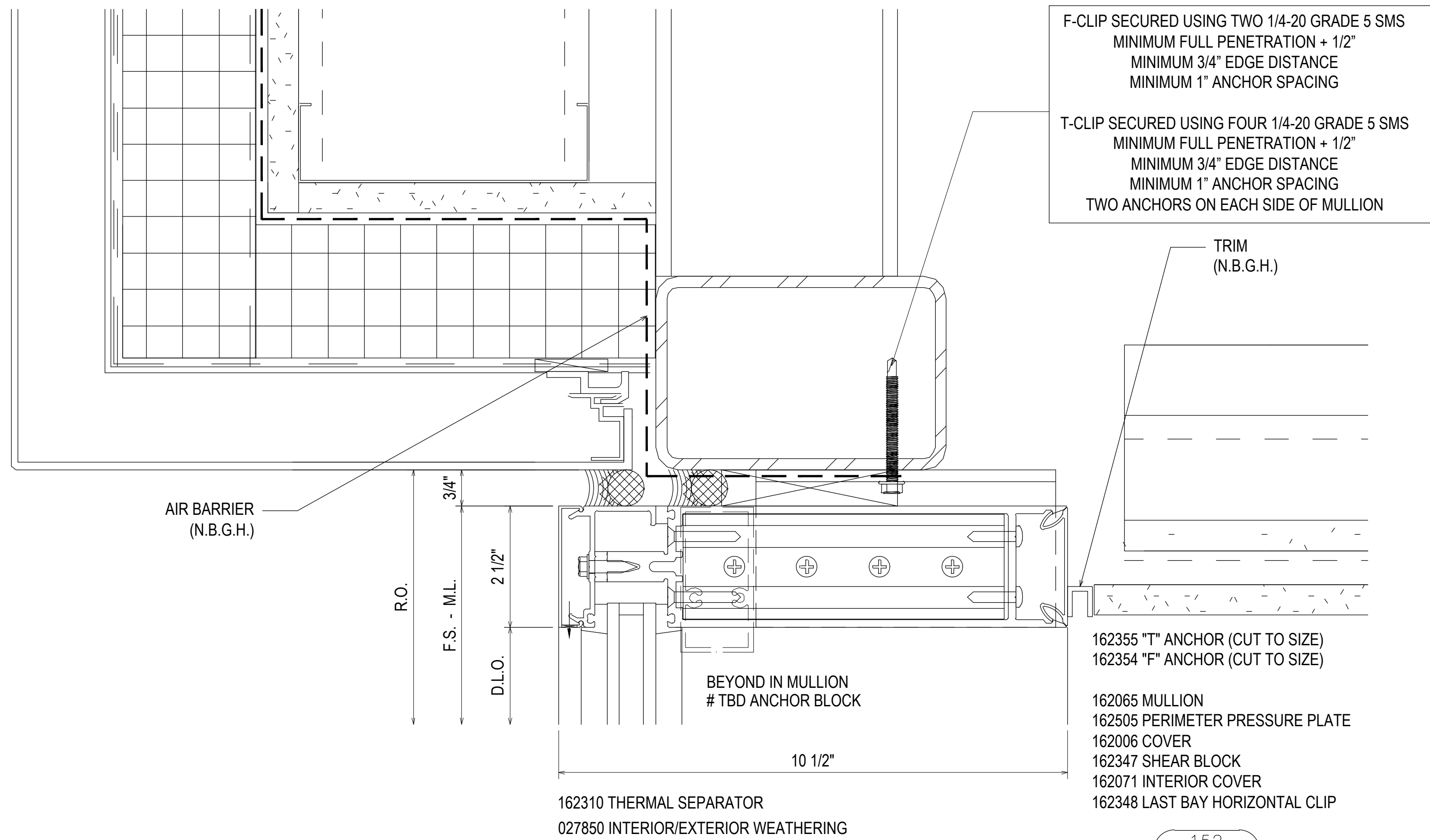
PIEDMONT ATHENS REGIONAL  
MASTER FACILITY PROJECT  
ATHENS, GA 30606



JOB # 19-017

DRAWN BY:	DATE:
RA	05.27.20
CHECKED BY:	DATE:
JO	05.27.20

3.39



F-CLIP SECURED USING TWO 1/4-20 GRADE 5 SMS  
MINIMUM FULL PENETRATION + 1/2"  
MINIMUM 3/4" EDGE DISTANCE  
MINIMUM 1" ANCHOR SPACING

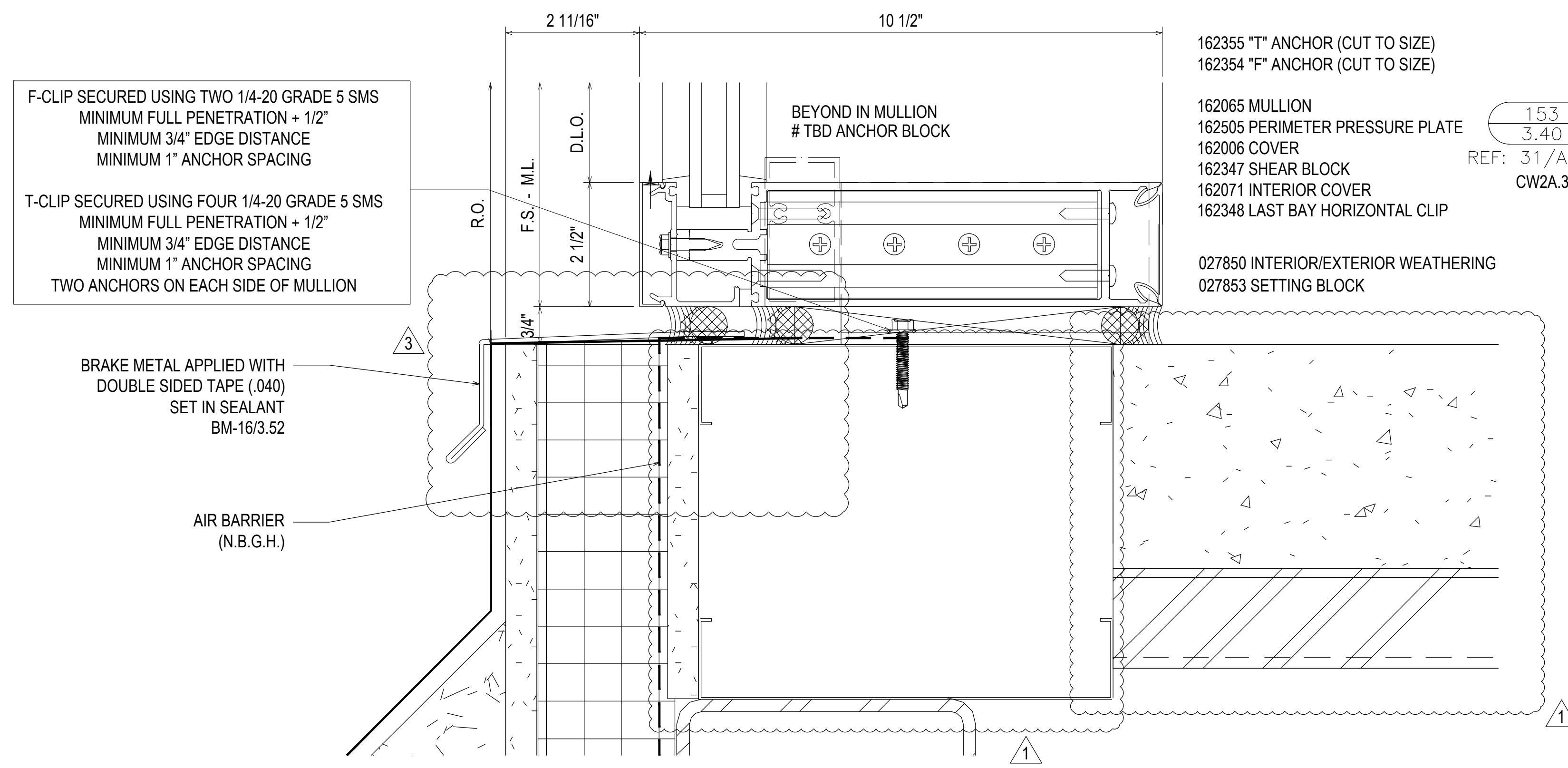
T-CLIP SECURED USING FOUR 1/4-20 GRADE 5 SMS  
MINIMUM FULL PENETRATION + 1/2"  
MINIMUM 3/4" EDGE DISTANCE  
MINIMUM 1" ANCHOR SPACING  
TWO ANCHORS ON EACH SIDE OF MULLION

TRIM  
(N.B.G.H.)

162355 "T" ANCHOR (CUT TO SIZE)  
162354 "F" ANCHOR (CUT TO SIZE)

162065 MULLION  
162505 PERIMETER PRESSURE PLATE  
162006 COVER  
162347 SHEAR BLOCK  
162071 INTERIOR COVER  
162348 LAST BAY HORIZONTAL CLIP

152  
3.40  
REF: 28/A5.3.4  
CW2A.3



F-CLIP SECURED USING TWO 1/4-20 GRADE 5 SMS  
MINIMUM FULL PENETRATION + 1/2"  
MINIMUM 3/4" EDGE DISTANCE  
MINIMUM 1" ANCHOR SPACING

T-CLIP SECURED USING FOUR 1/4-20 GRADE 5 SMS  
MINIMUM FULL PENETRATION + 1/2"  
MINIMUM 3/4" EDGE DISTANCE  
MINIMUM 1" ANCHOR SPACING  
TWO ANCHORS ON EACH SIDE OF MULLION

162355 "T" ANCHOR (CUT TO SIZE)  
162354 "F" ANCHOR (CUT TO SIZE)

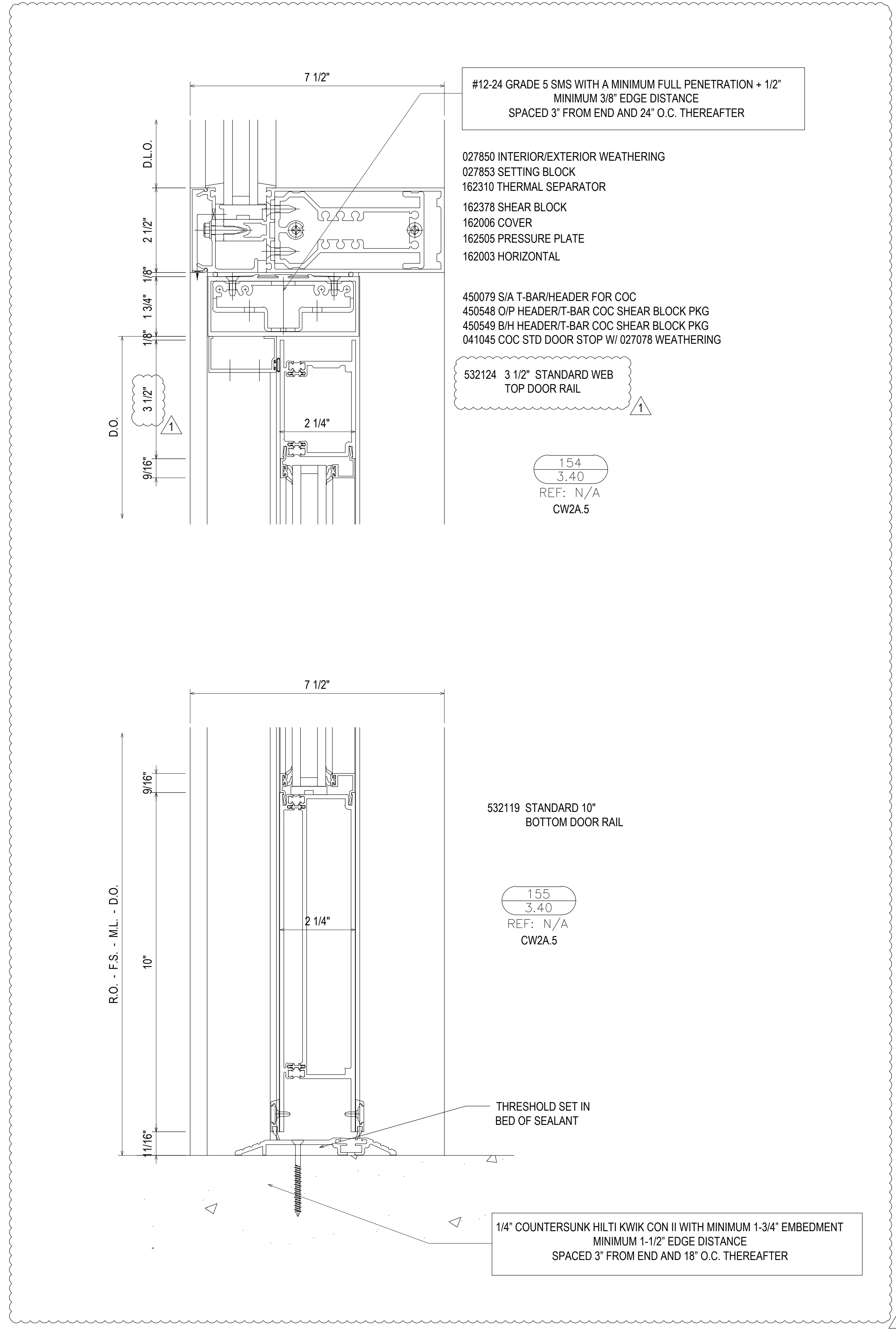
162065 MULLION  
162505 PERIMETER PRESSURE PLATE  
162006 COVER  
162347 SHEAR BLOCK  
162071 INTERIOR COVER  
162348 LAST BAY HORIZONTAL CLIP

153  
3.40  
REF: 31/A5.3.4  
CW2A.3

027850 INTERIOR/EXTERIOR WEATHERING  
027853 SETTING BLOCK

BRAKE METAL APPLIED WITH  
DOUBLE SIDED TAPE (.040)  
SET IN SEALANT  
BM-16/3.52

AIR BARRIER  
(N.B.G.H.)



#12-24 GRADE 5 SMS WITH A MINIMUM FULL PENETRATION + 1/2"  
MINIMUM 3/8" EDGE DISTANCE  
SPACED 3" FROM END AND 24" O.C. THEREAFTER

027850 INTERIOR/EXTERIOR WEATHERING  
027853 SETTING BLOCK  
162310 THERMAL SEPARATOR  
162378 SHEAR BLOCK  
162006 COVER  
162505 PRESSURE PLATE  
162003 HORIZONTAL

450079 S/A T-BAR/HEADER FOR COC  
450548 O/P HEADER/T-BAR COC SHEAR BLOCK PKG  
450549 B/H HEADER/T-BAR COC SHEAR BLOCK PKG  
041045 COC STD DOOR STOP W/ 027078 WEATHERING

532124 3 1/2" STANDARD WEB  
TOP DOOR RAIL

154  
3.40  
REF: N/A  
CW2A.5

532119 STANDARD 10"  
BOTTOM DOOR RAIL

155  
3.40  
REF: N/A  
CW2A.5

THRESHOLD SET IN  
BED OF SEALANT

1/4" COUNTERSUNK HILTI KWIK CON II WITH MINIMUM 1-3/4" EMBEDMENT  
MINIMUM 1-1/2" EDGE DISTANCE  
SPACED 3" FROM END AND 18" O.C. THEREAFTER

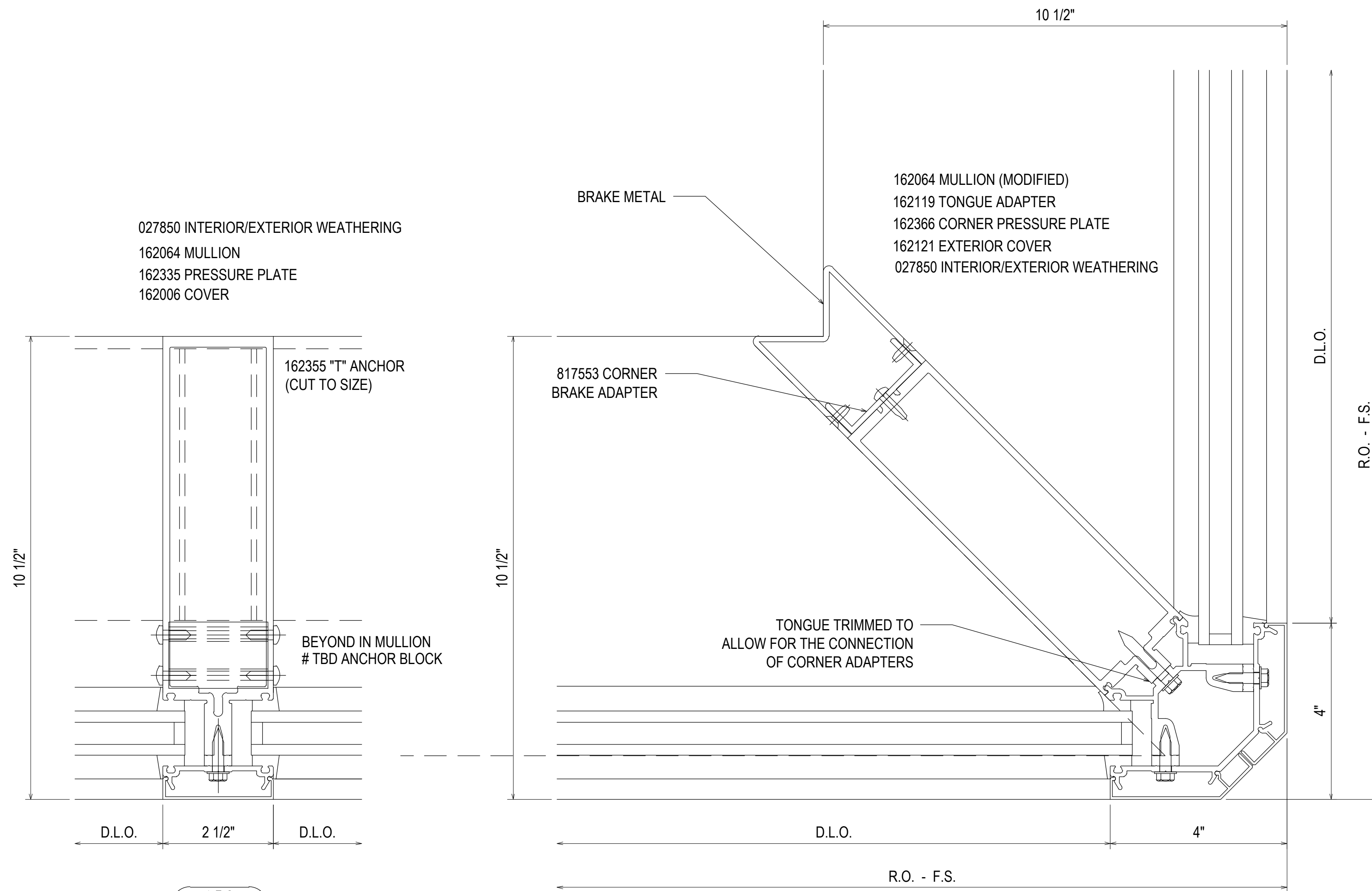
REVISION	DATE	DESCRIPTION	NO	DATE	DESCRIPTION
1ST REVISION	07.22.20				
2ND REVISION (ENGINEERING)	08.31.20				
3RD REVISION (CIV)	09.03.20				
4TH REVISION (RA)	01.19.21				

**PIEDMONT ATHENS REGIONAL  
MASTER FACILITY PROJECT  
ATHENS, GA 30606**

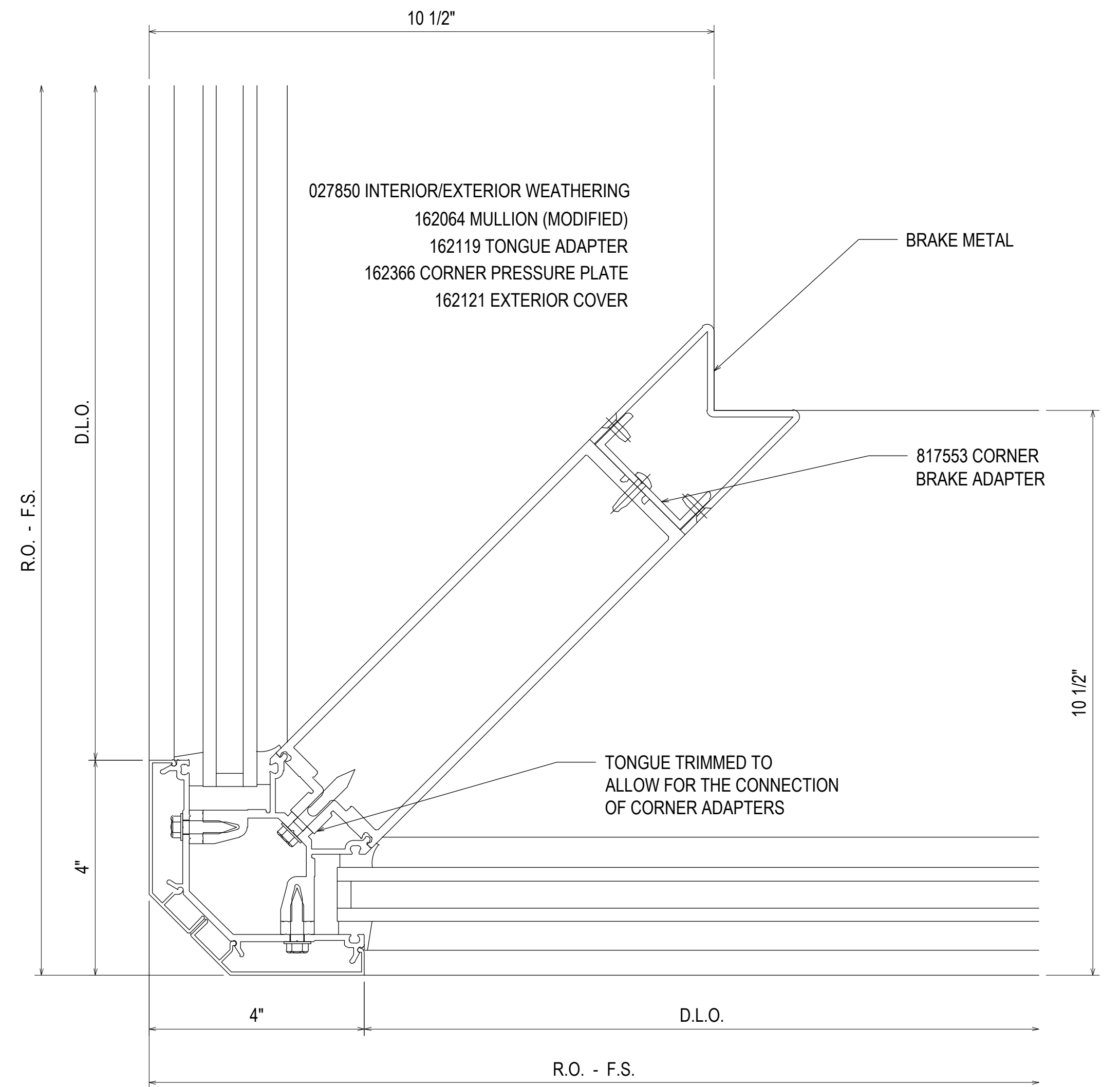


JOB # 19-017

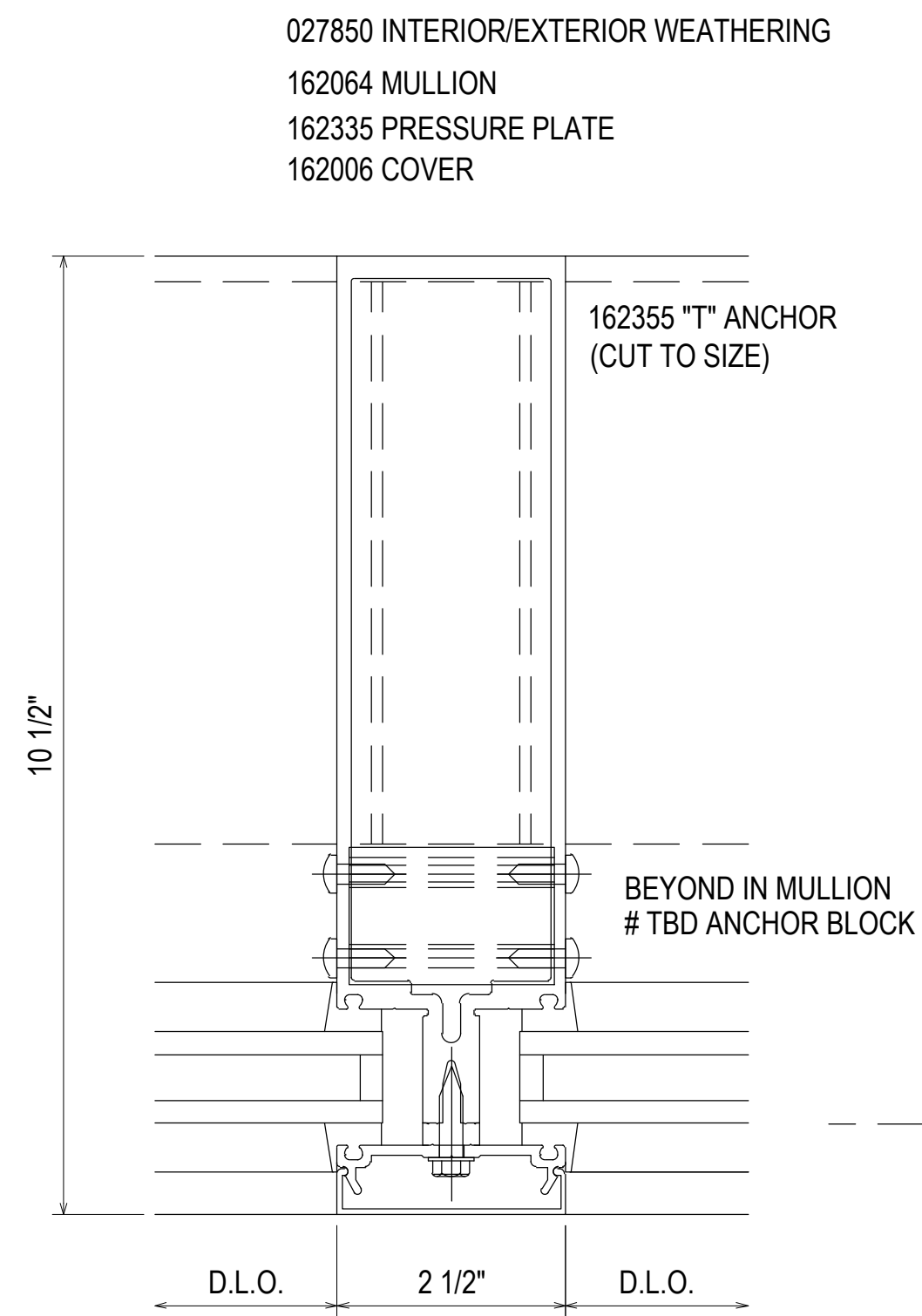
DRAWN BY:	DATE:
RA	05.27.20
CHECKED BY:	DATE:
JO	05.27.20



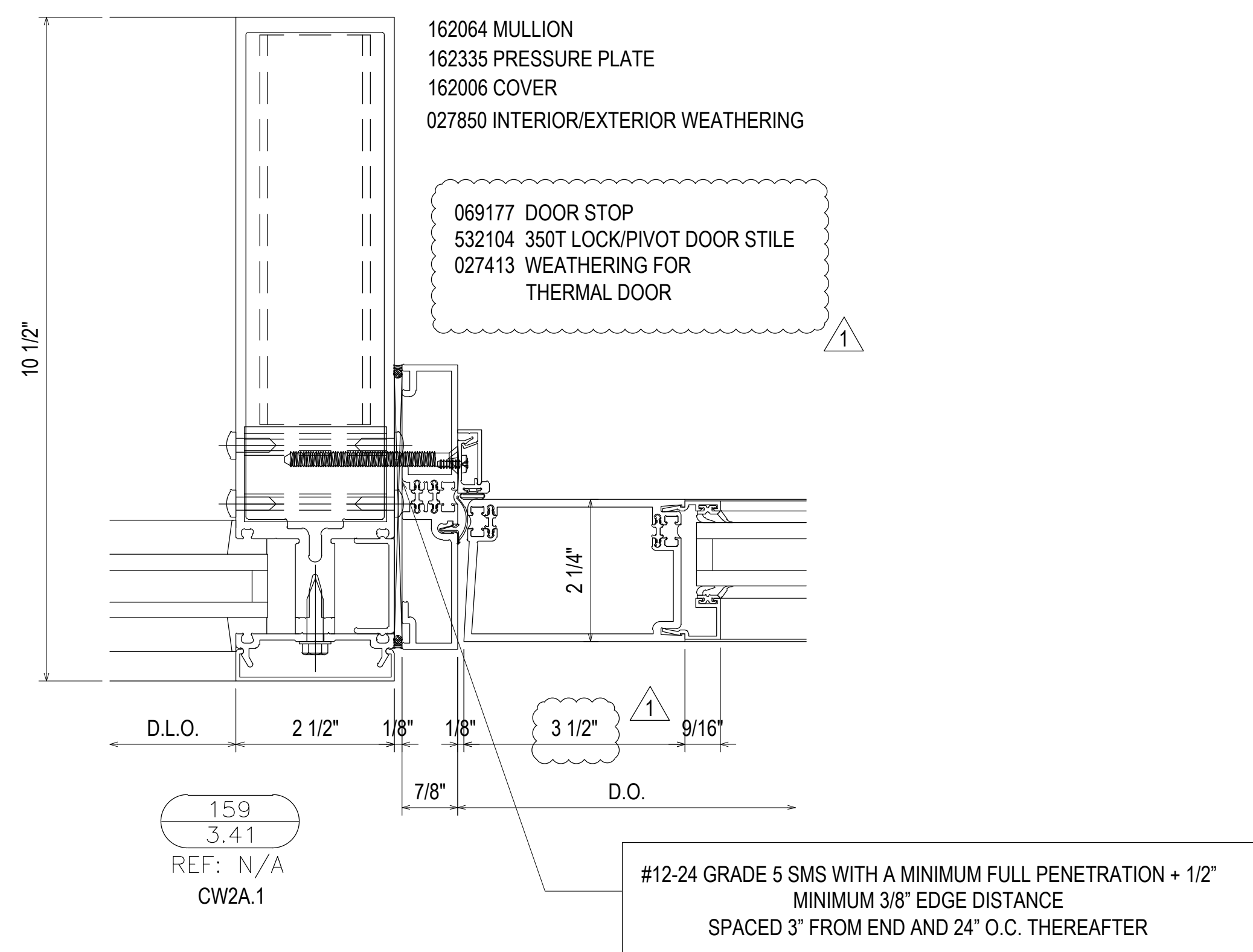
157  
3.41  
REF: N/A  
CW2A - CW2A.1



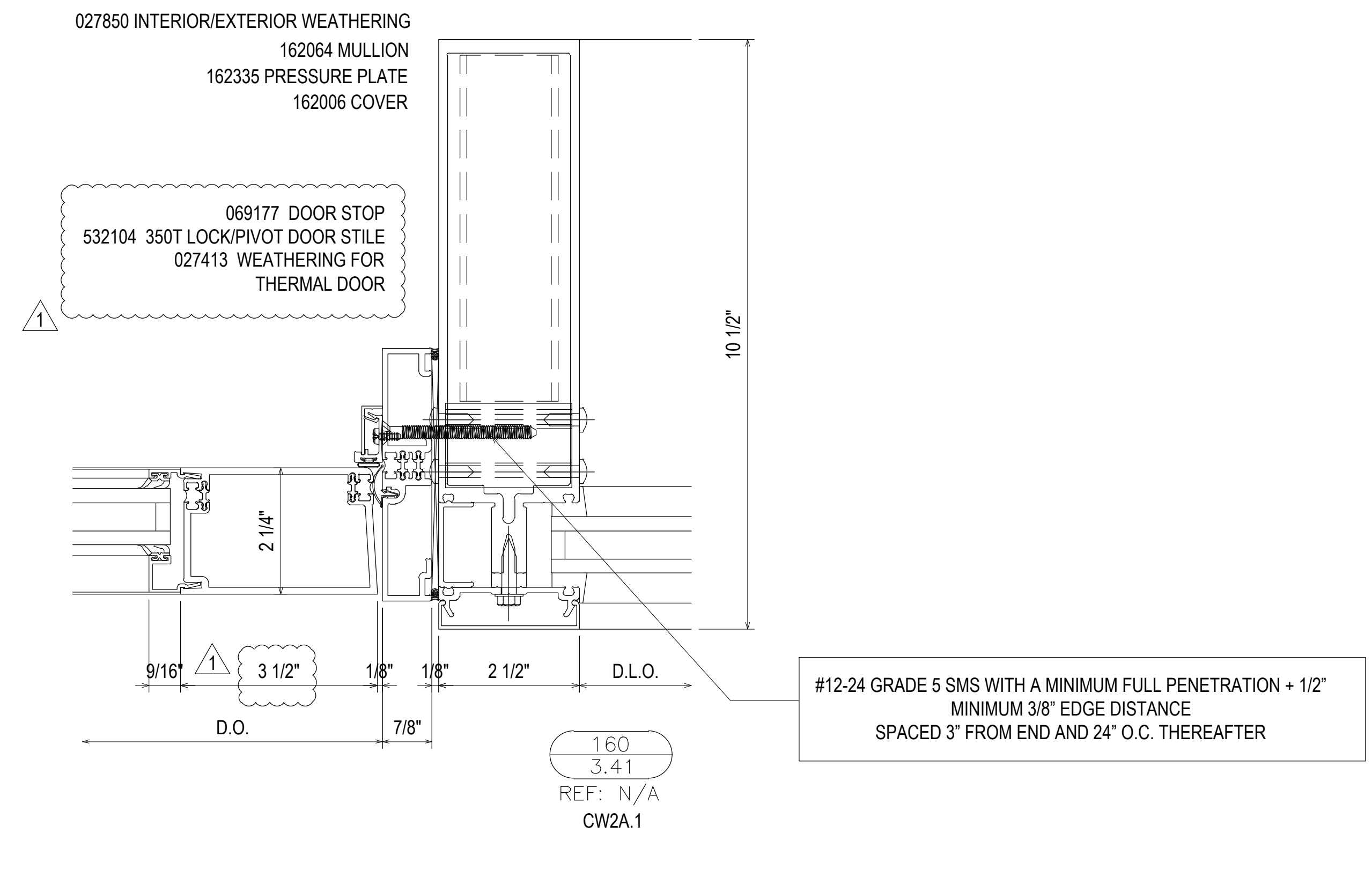
158  
3.41  
REF: N/A  
CW2A.1 - CW2A.2



156  
3.41  
REF: N/A  
CW2A.1 - CW2A.2 - CW2A.3  
CW2A.4



159  
3.41  
REF: N/A  
CW2A.1



160  
3.41  
REF: N/A  
CW2A.1

REVISION	DATE	DESCRIPTION	BY	DATE
1ST REVISION	07.22.20			
2ND REVISION (ENGINEERING)	08.31.20			
3RD REVISION (CW)	09.03.20			
4TH REVISION (RA)	01.19.21			

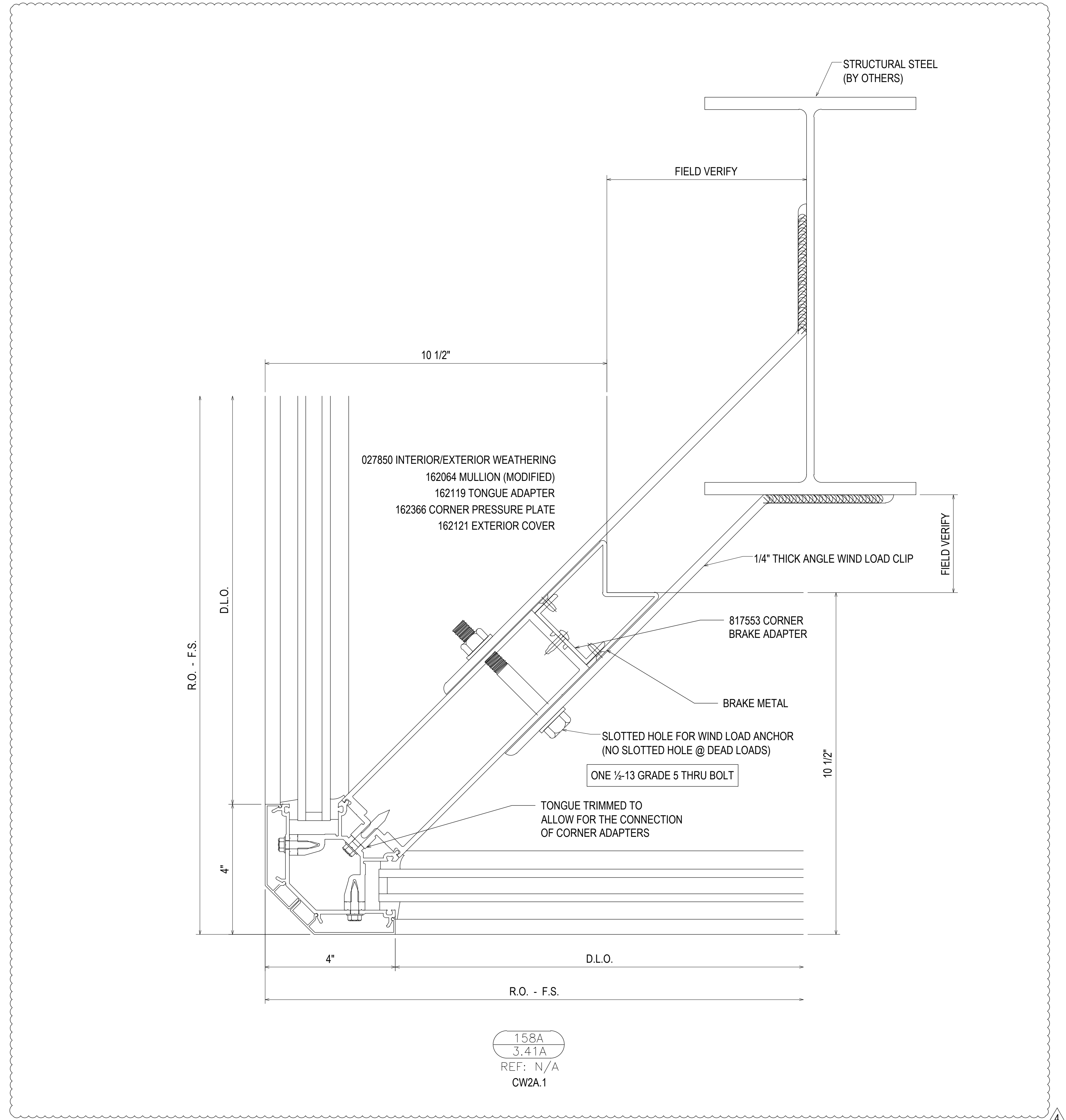
**PIEDMONT ATHENS REGIONAL  
MASTER FACILITY PROJECT  
ATHENS, GA 30606**



JOB # 19-017

DRAWN BY:	DATE:
RA	05.27.20
CHECKED BY:	DATE:
JO	05.27.20





158A  
 3.41A  
 REF: N/A  
 CW2A.1

NO	DESCRIPTION	DATE	DATE
1ST REVISION	1ST REVISION	07.22.20	
2ND REVISION (ENGINEERING)	2ND REVISION (ENGINEERING)	08.31.20	
3RD REVISION (CW)	3RD REVISION (CW)	09.03.20	
4TH REVISION (RA)	4TH REVISION (RA)	01.19.21	
NO	DESCRIPTION	DATE	DATE
NO	DRAWING SUBMISSION		

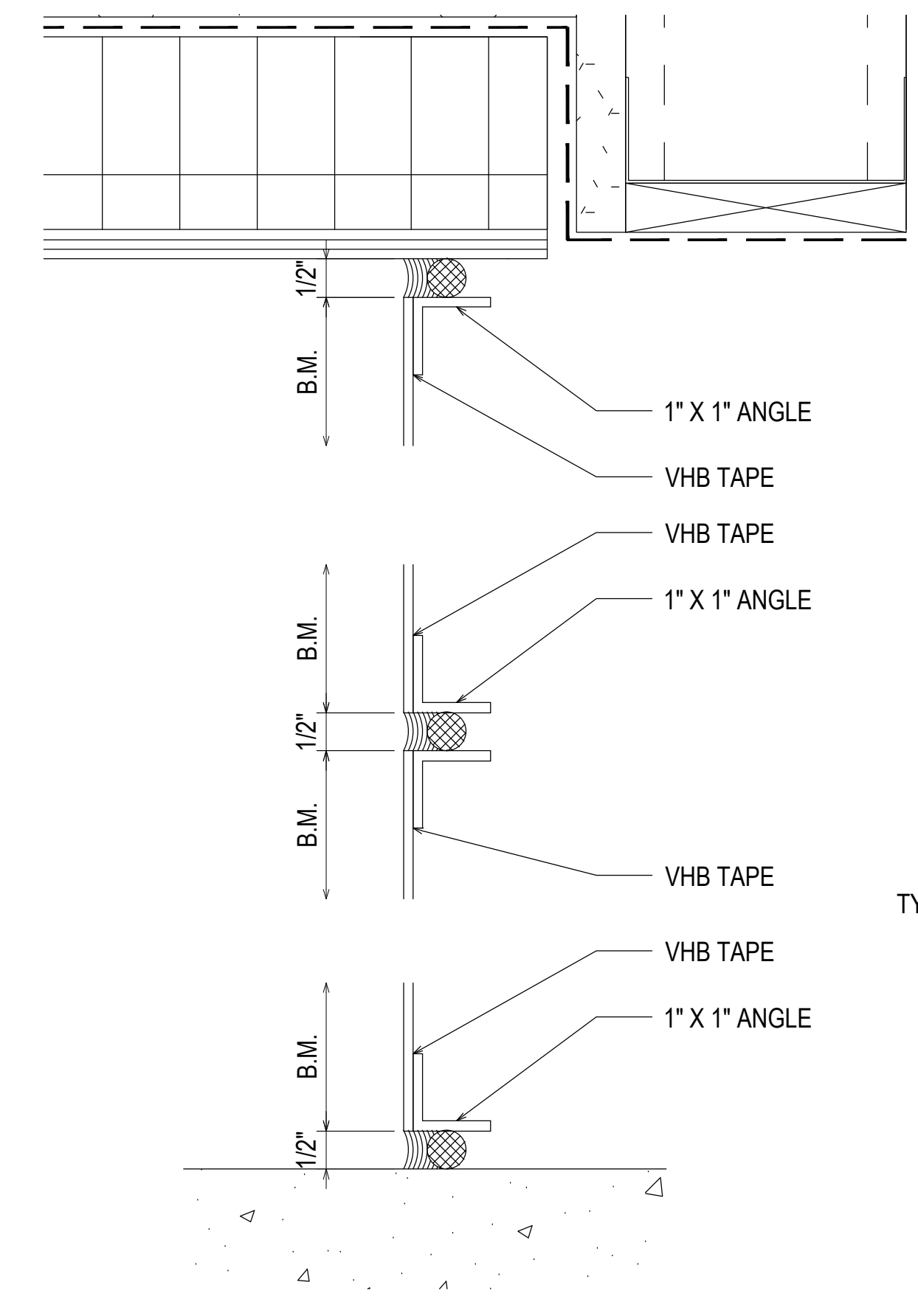
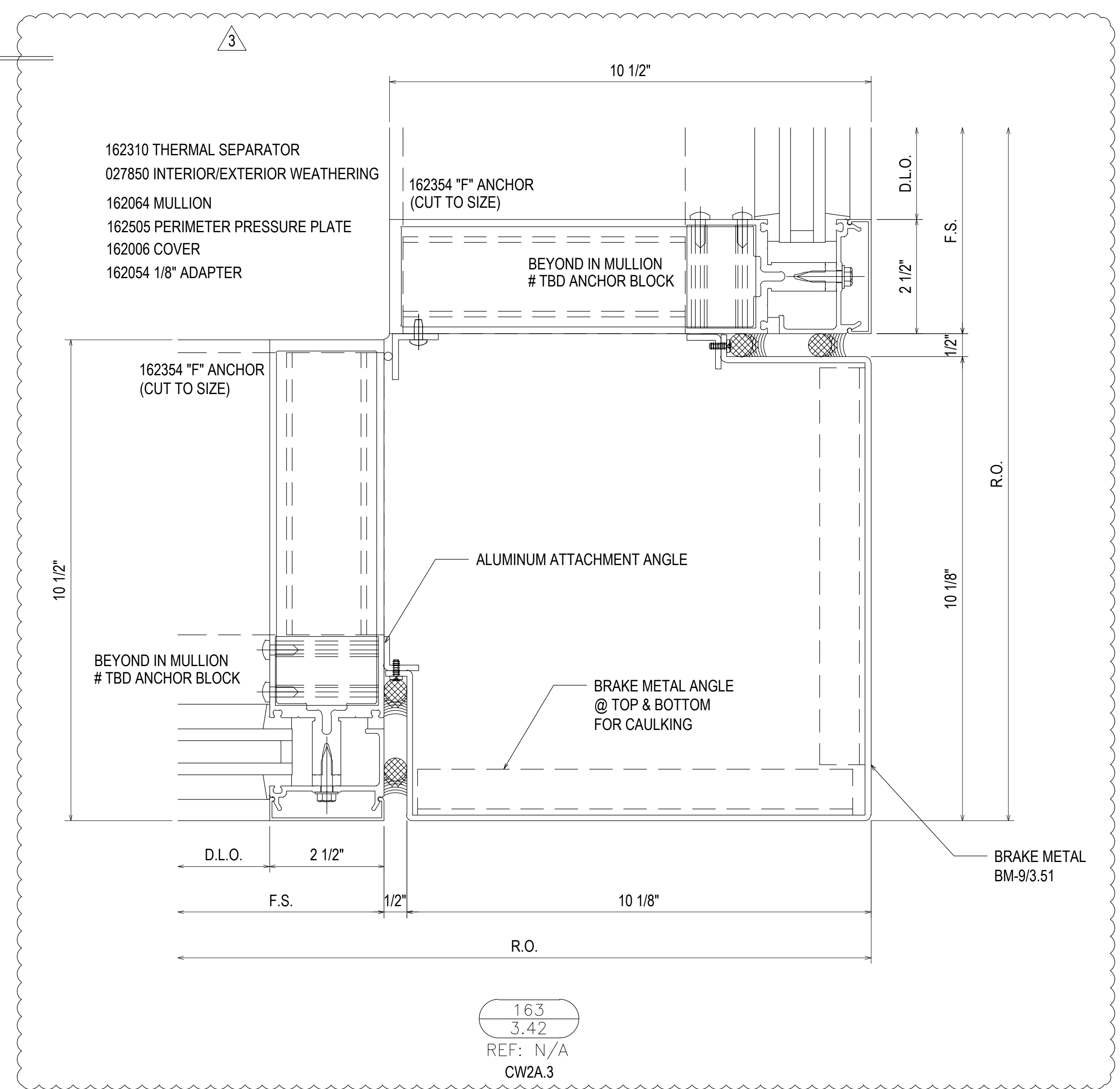
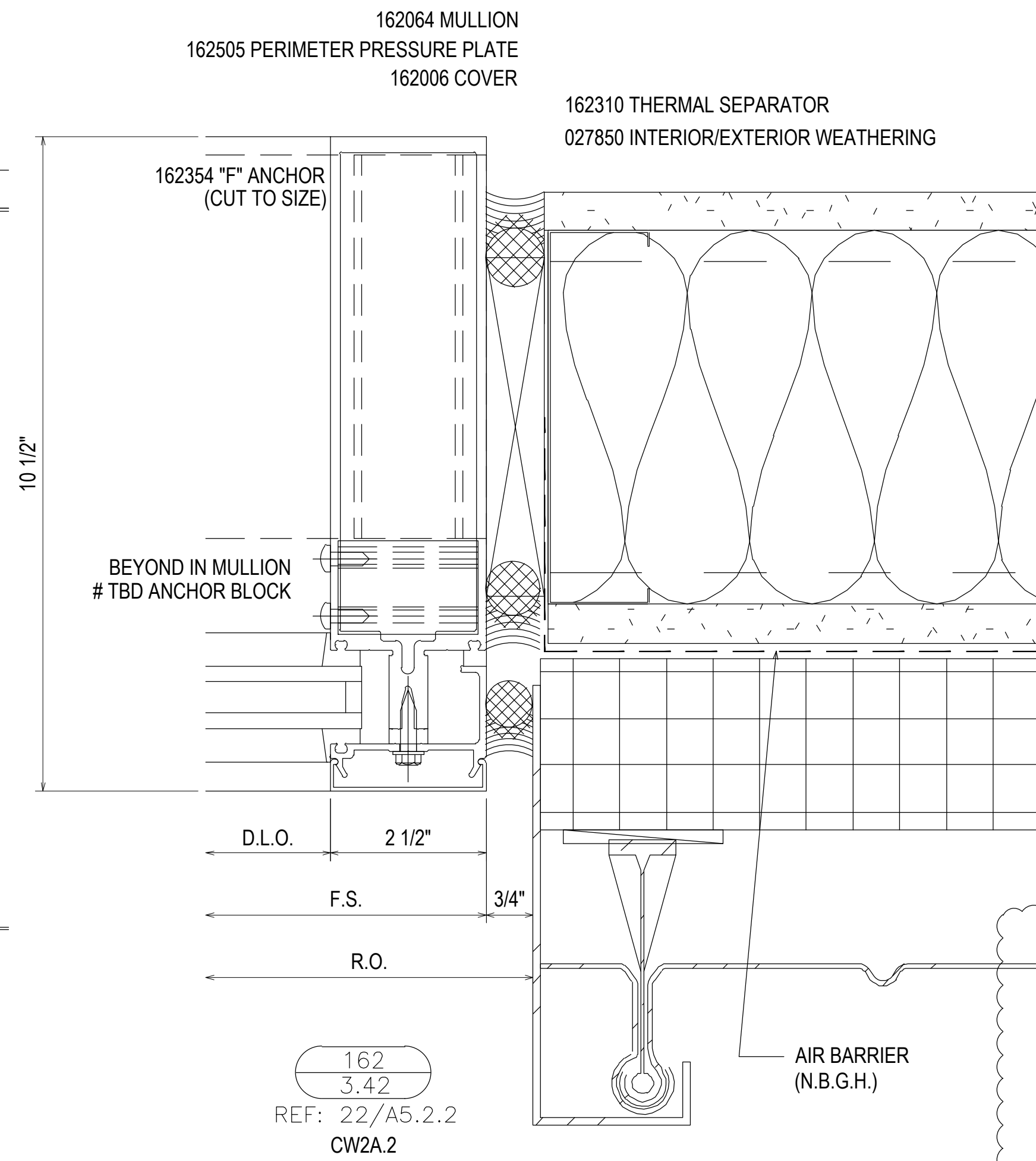
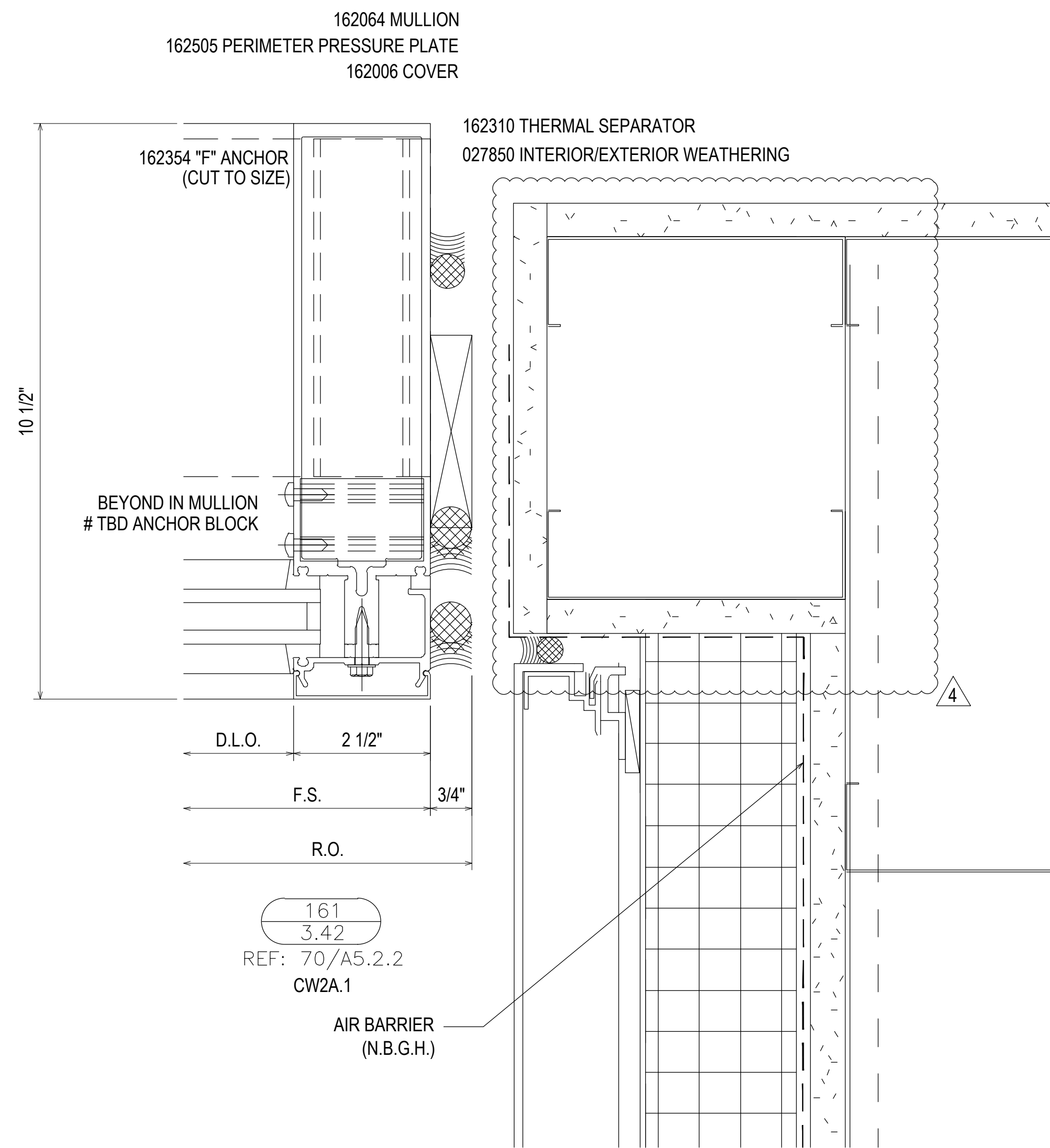
**PIEDMONT ATHENS REGIONAL  
 MASTER FACILITY PROJECT  
 ATHENS, GA 30606**



JOB # 19-017


DRAWN BY:	DATE:
RA	05.27.20
CHECKED BY:	DATE:
JO	05.27.20

**3.41A**



NO	DATE	DESCRIPTION	DRAWING	SUBMISSION
1	07.22.20	1ST REVISION		
2	08.31.20	2ND REVISION (ENGINEERING)		
3	09.03.20	3RD REVISION (CW)		
4	01.19.21	4TH REVISION (RA)		

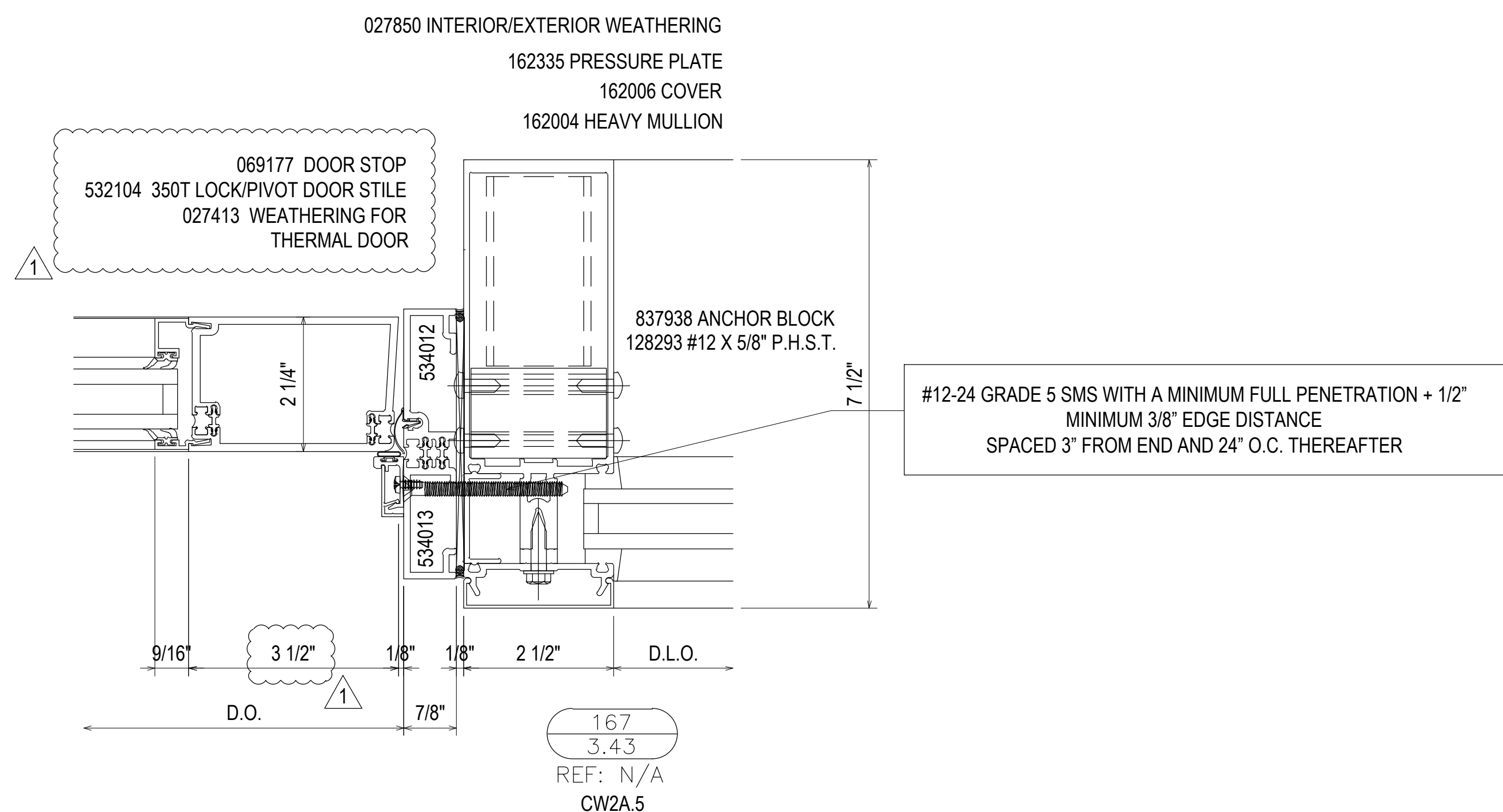
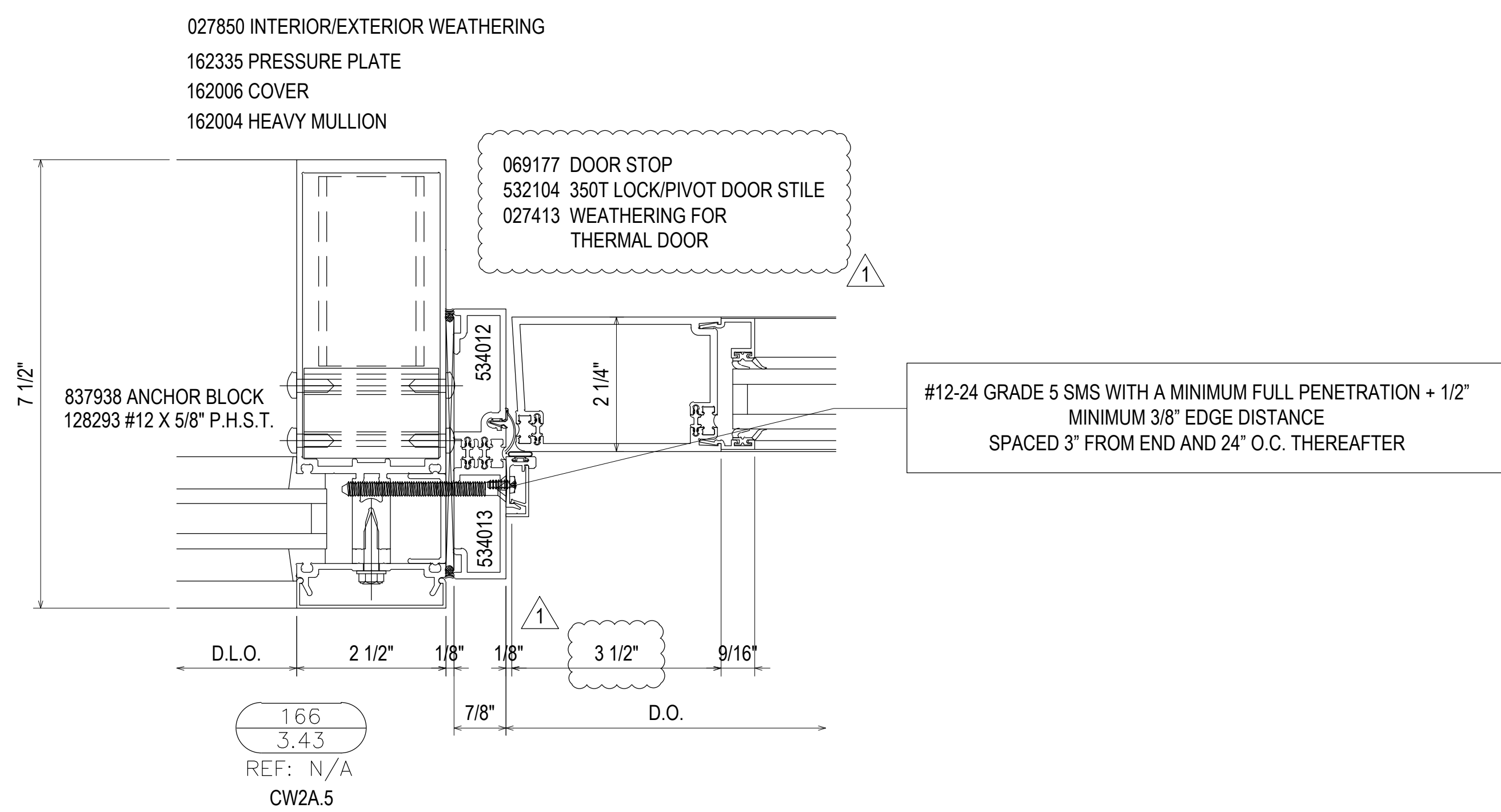
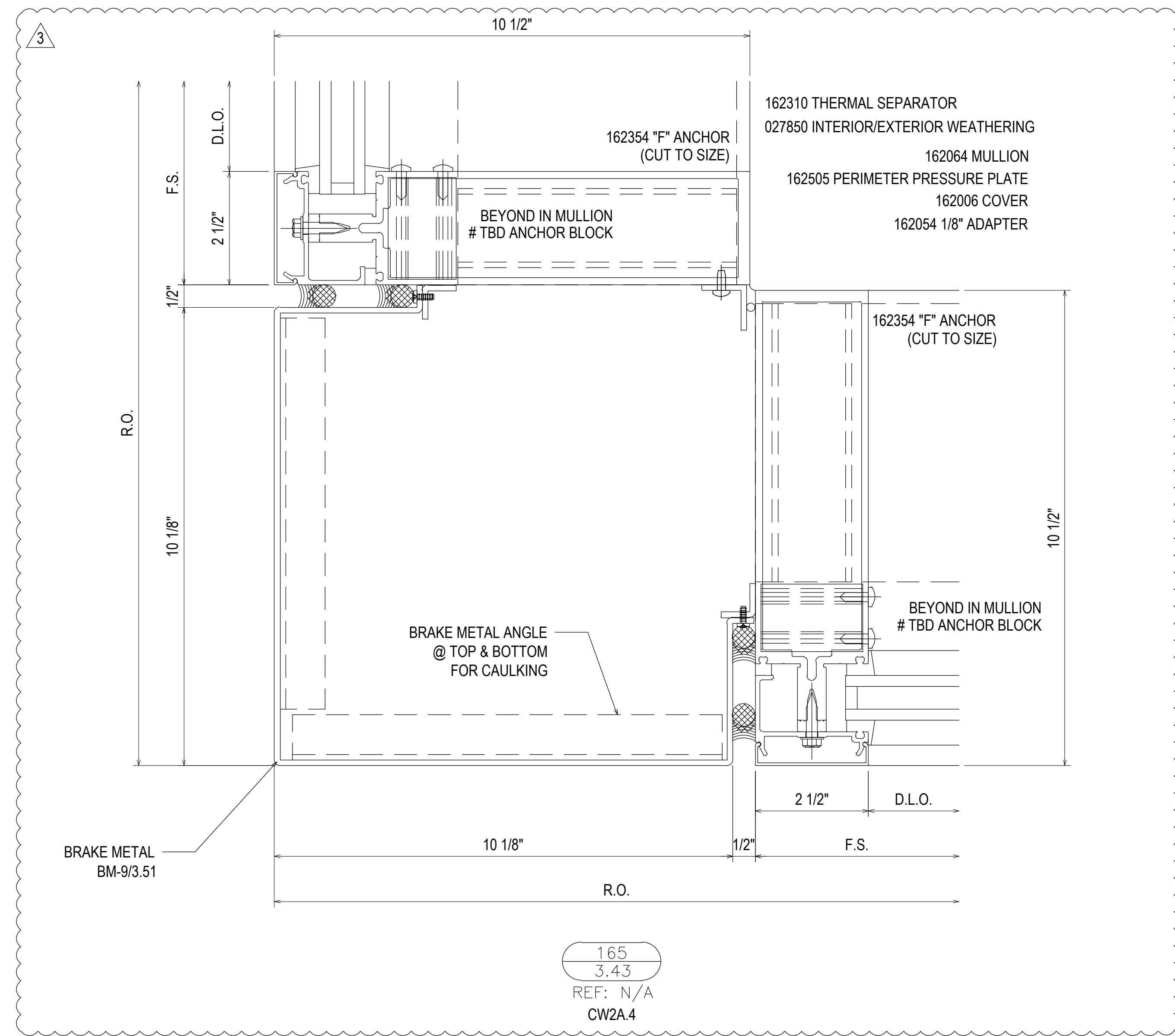
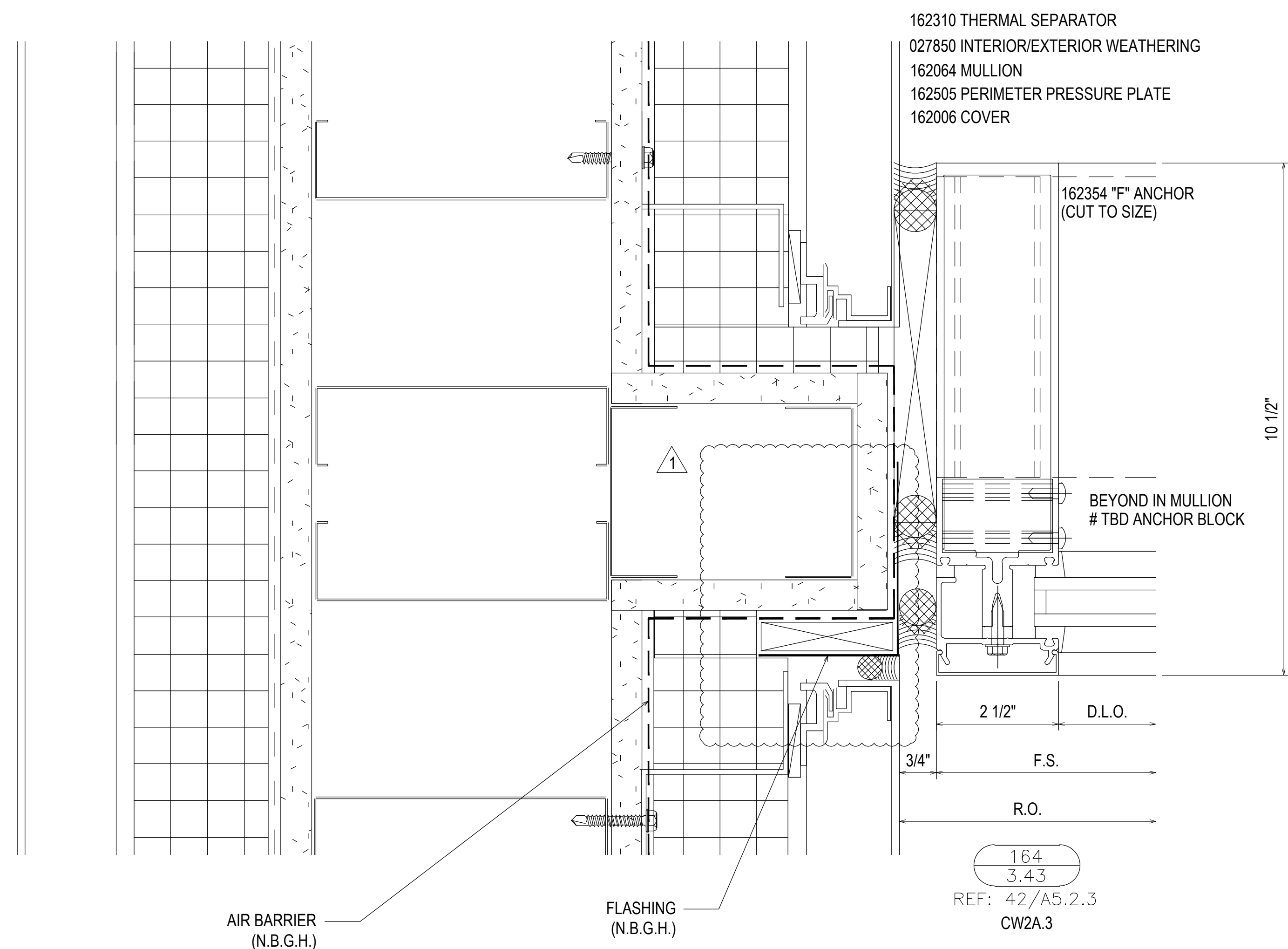
**PIEDMONT ATHENS REGIONAL  
MASTER FACILITY PROJECT  
ATHENS, GA 30606**



**JOB # 19-017**


DRAWN BY:	DATE:
RA	05.27.20
CHECKED BY:	DATE:
JO	05.27.20

**3.42**



REVISION	DATE	DESCRIPTION	NO	DATE	DESCRIPTION
1ST REVISION	07.22.20				
2ND REVISION (ENGINEERING)	08.31.20				
3RD REVISION (CW)	09.03.20				
4TH REVISION (RA)	01.19.21				

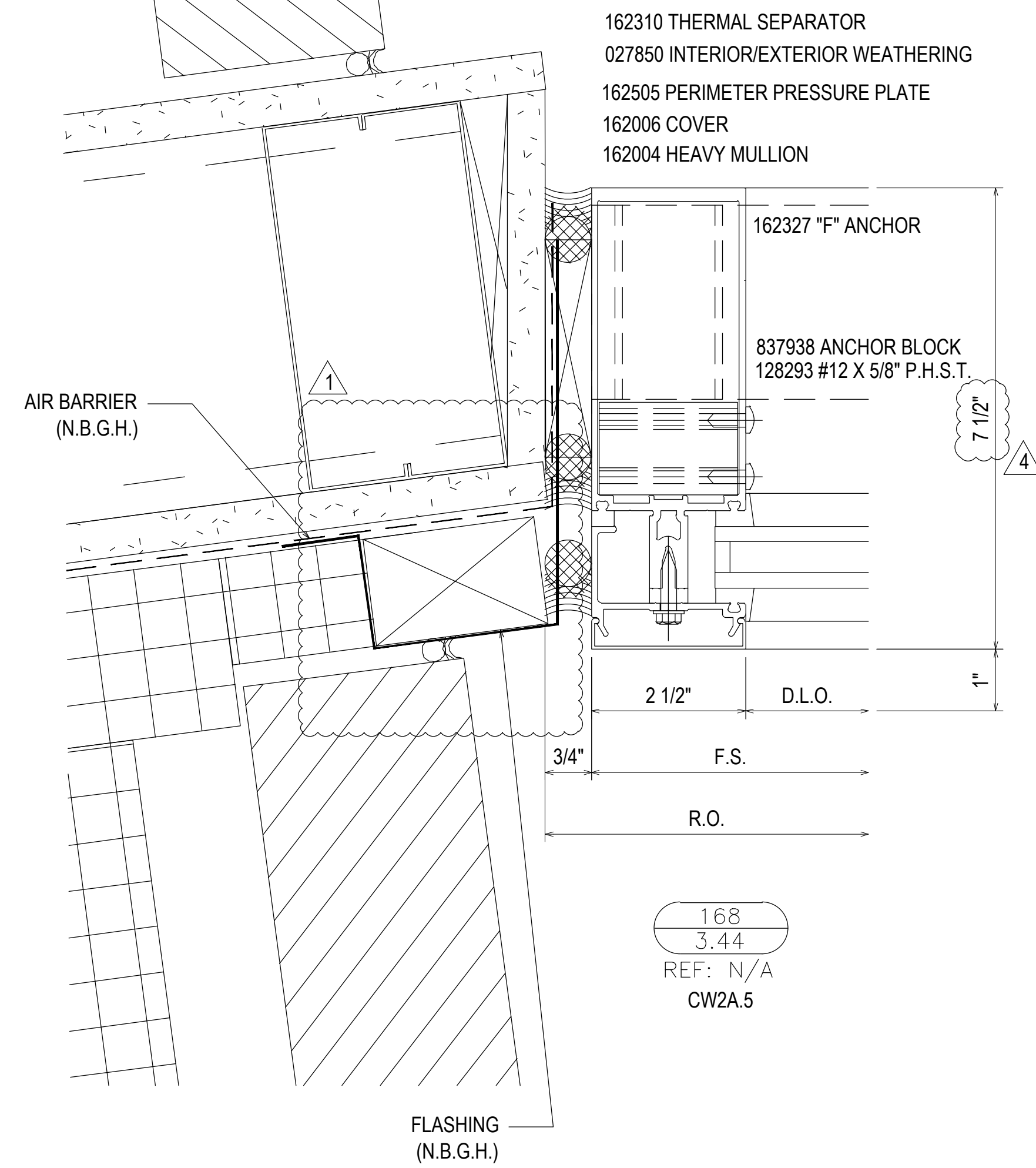
**PIEDMONT ATHENS REGIONAL  
 MASTER FACILITY PROJECT  
 ATHENS, GA 30606**



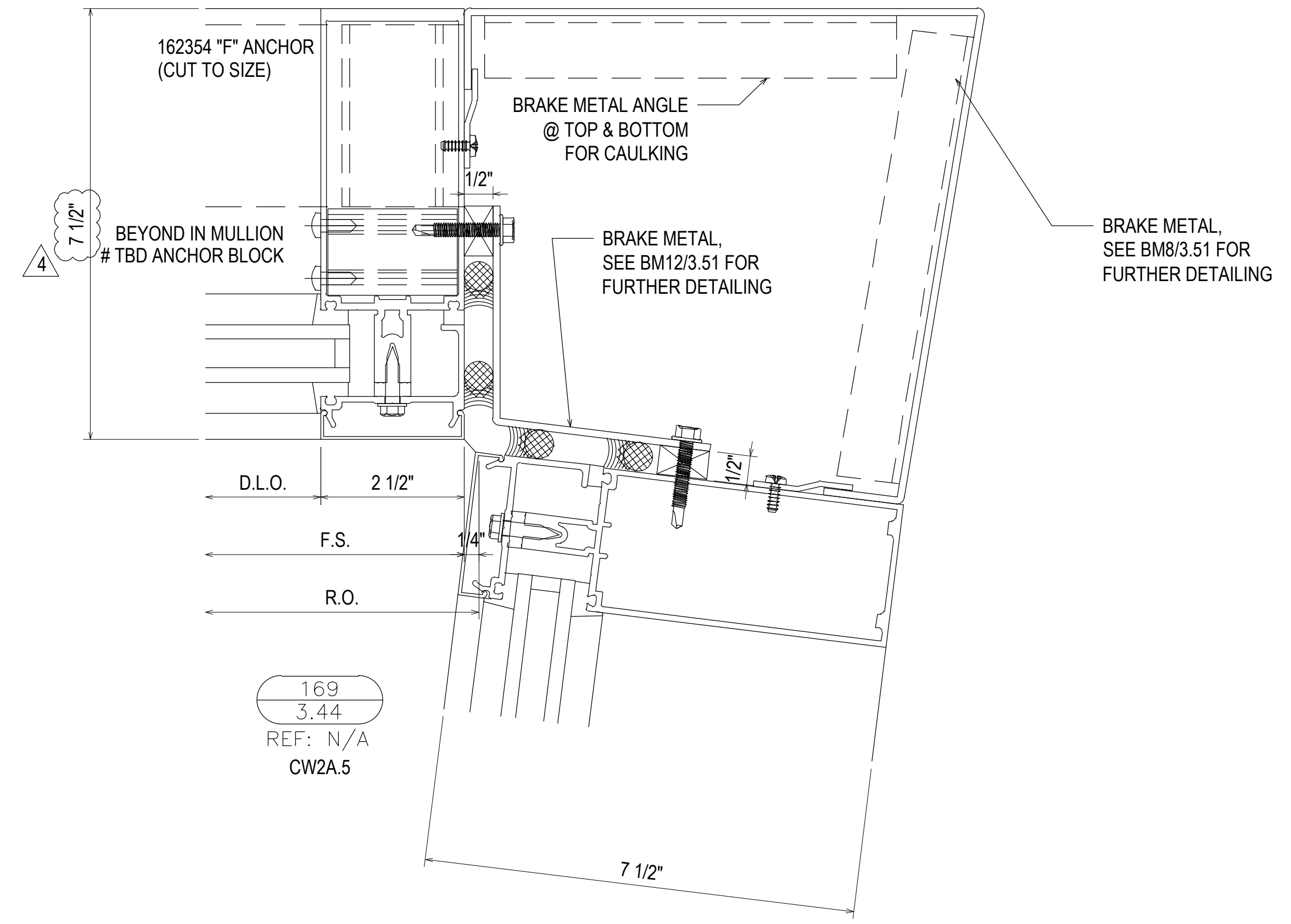
**JOB # 19-017**

DRAWN BY:	DATE:
RA	05.27.20
CHECKED BY:	DATE:
JO	05.27.20

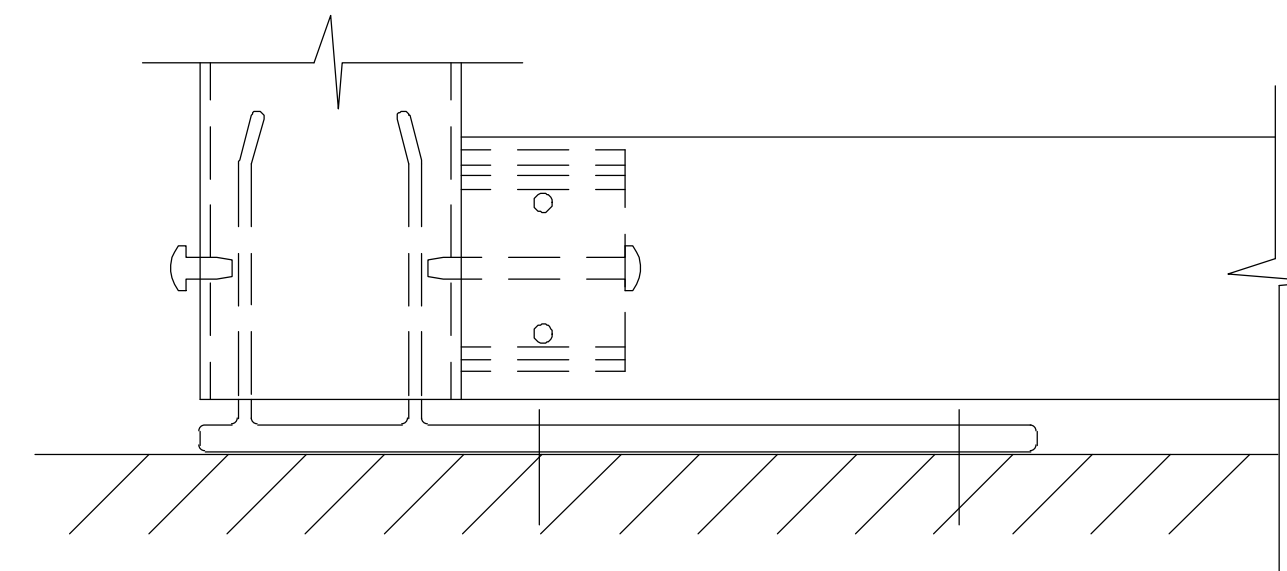
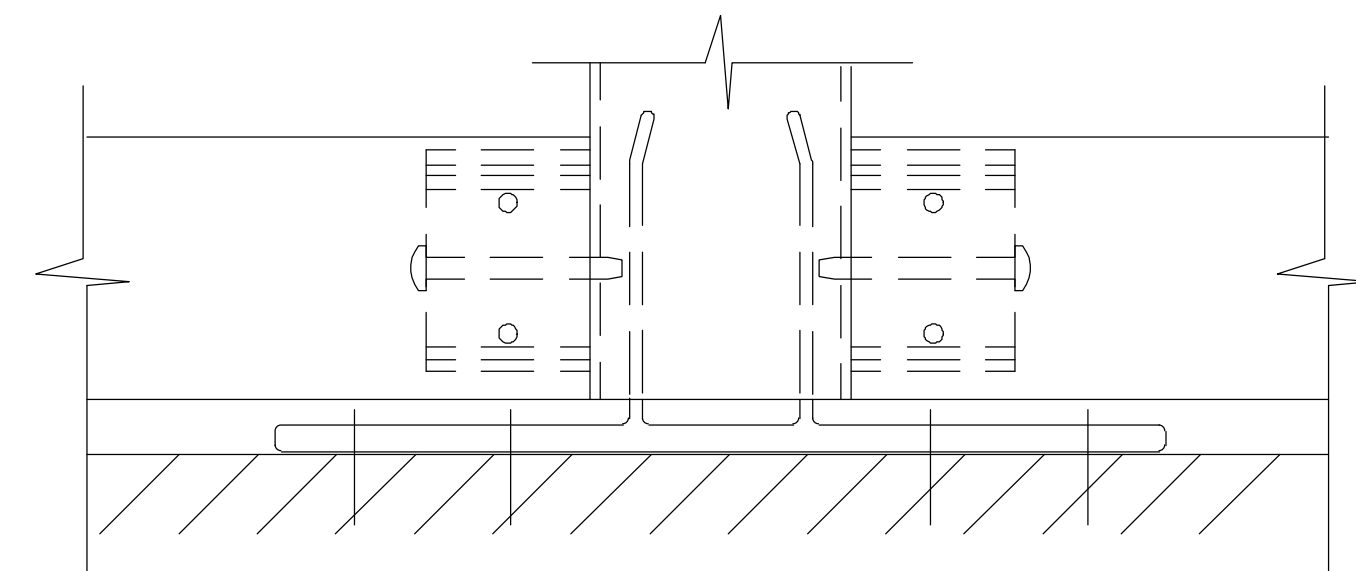
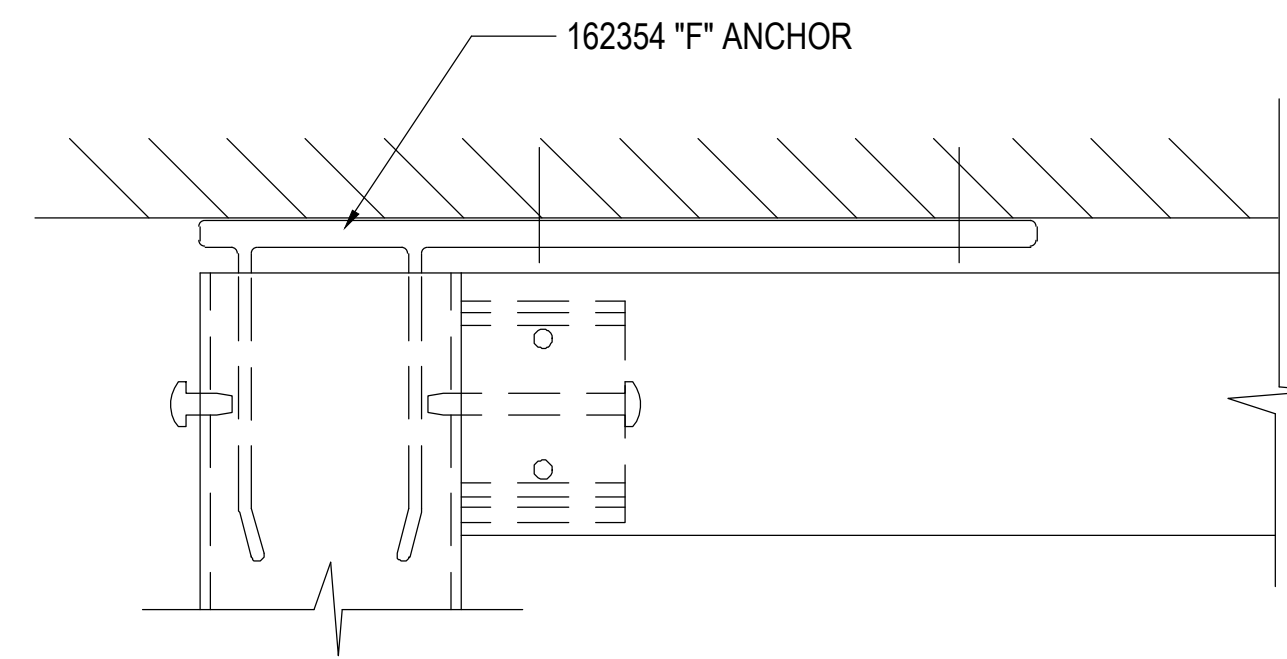
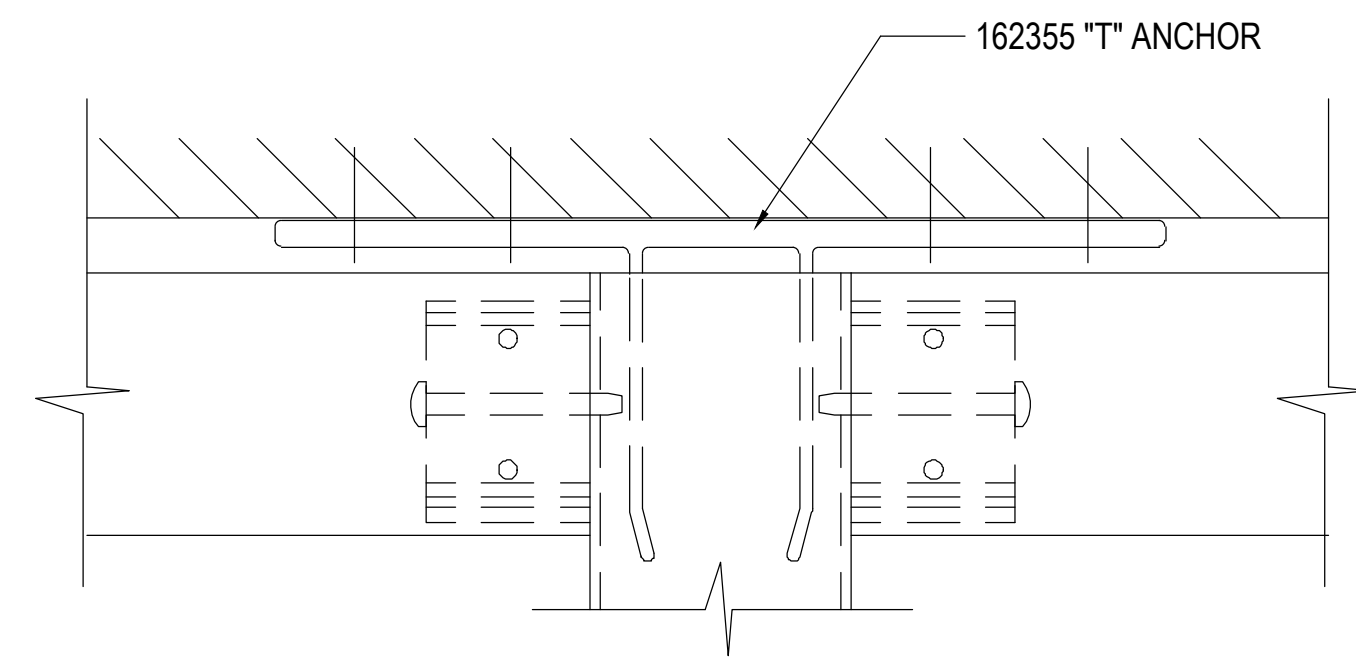
**3.43**



168  
3.44  
REF: N/A  
CW2A.5



169  
3.44  
REF: N/A  
CW2A.5



170  
3.44  
REF: N/A  
CW2A 'T' & 'F' ANCHORS

07.22.20	1ST REVISION			
08.31.20	2ND REVISION (ENGINEERING)			
09.03.20	3RD REVISION (CW)			
01.19.21	4TH REVISION (RA)			
	DESCRIPTION			DATE
				DRAWING SUBMISSION

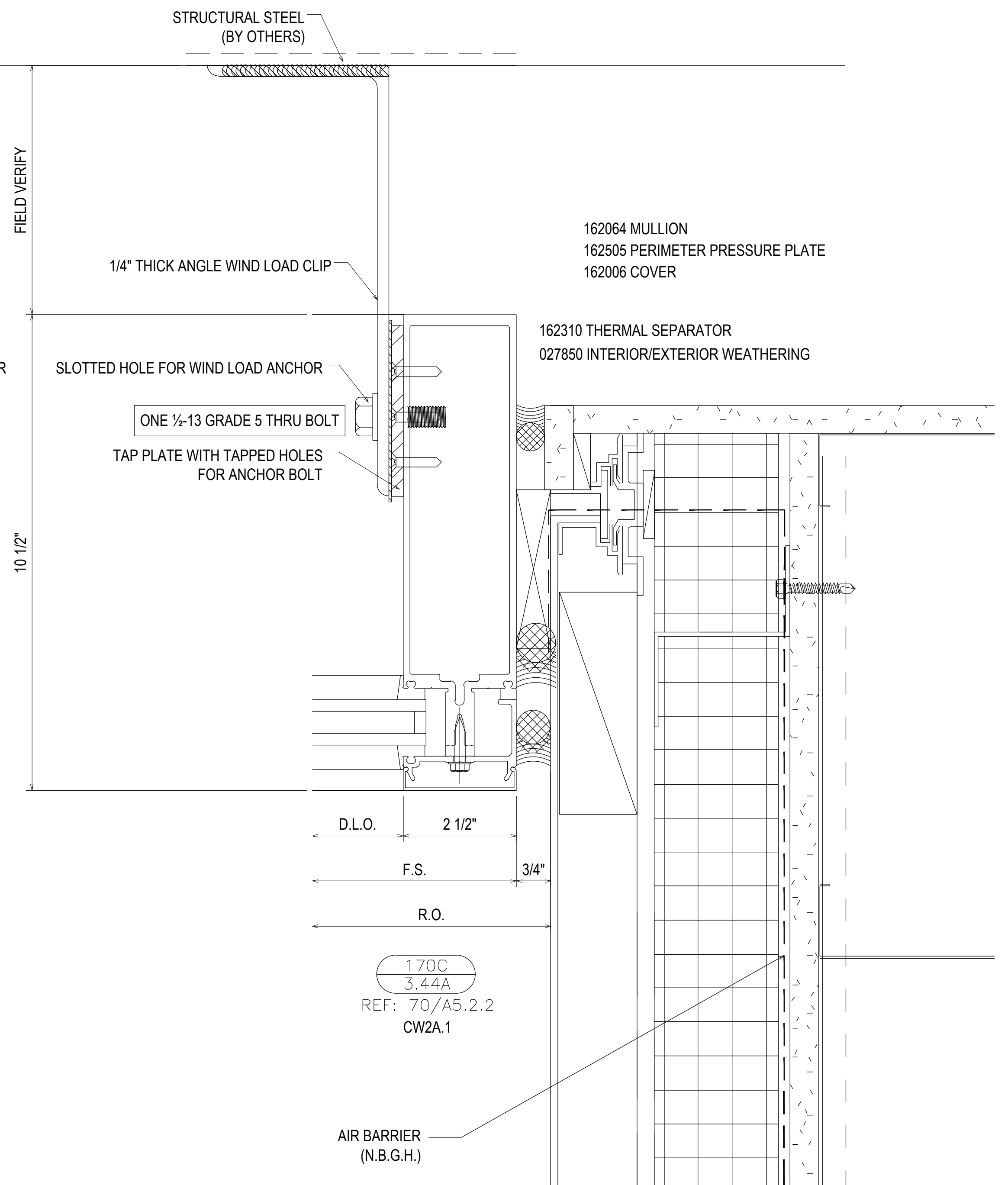
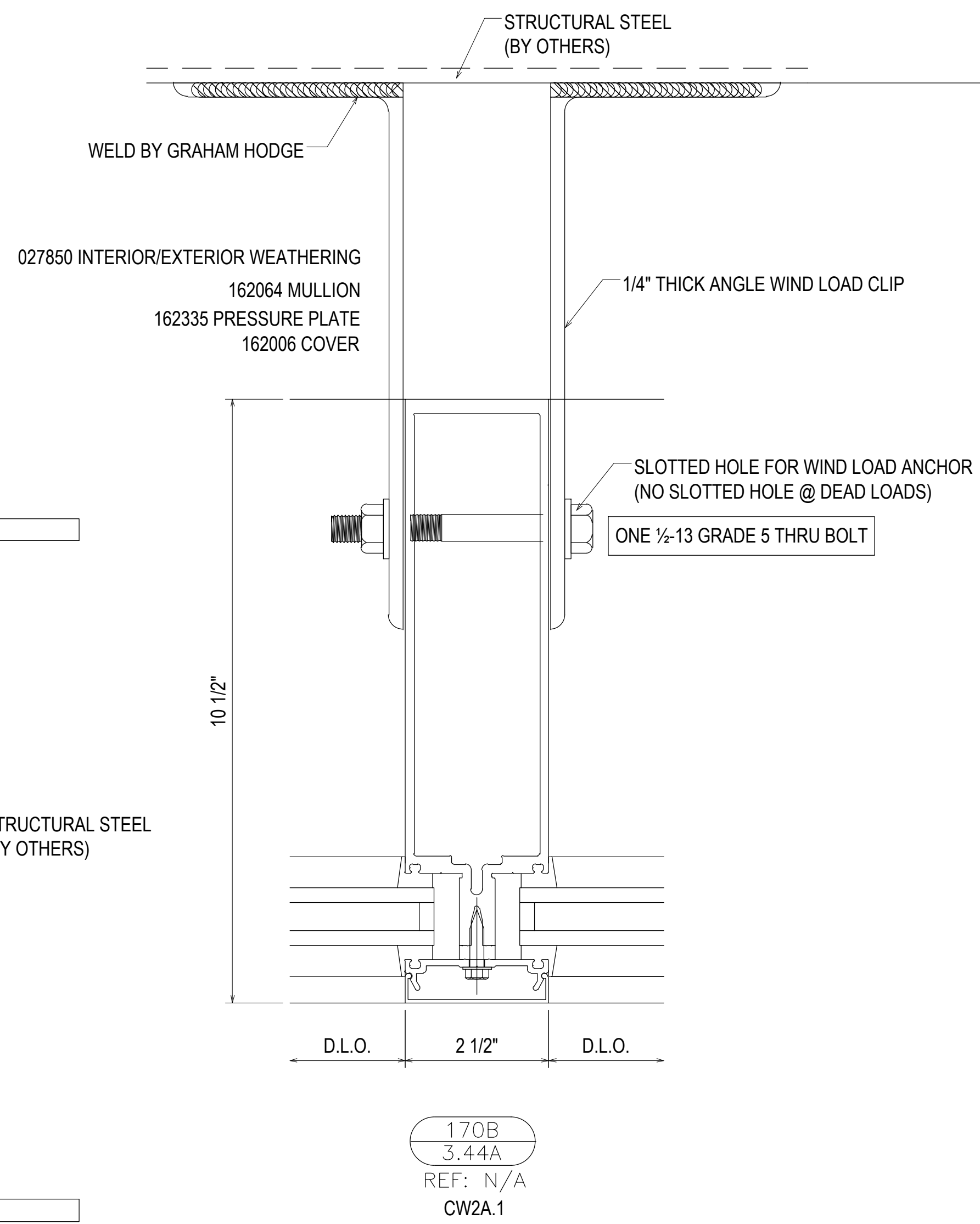
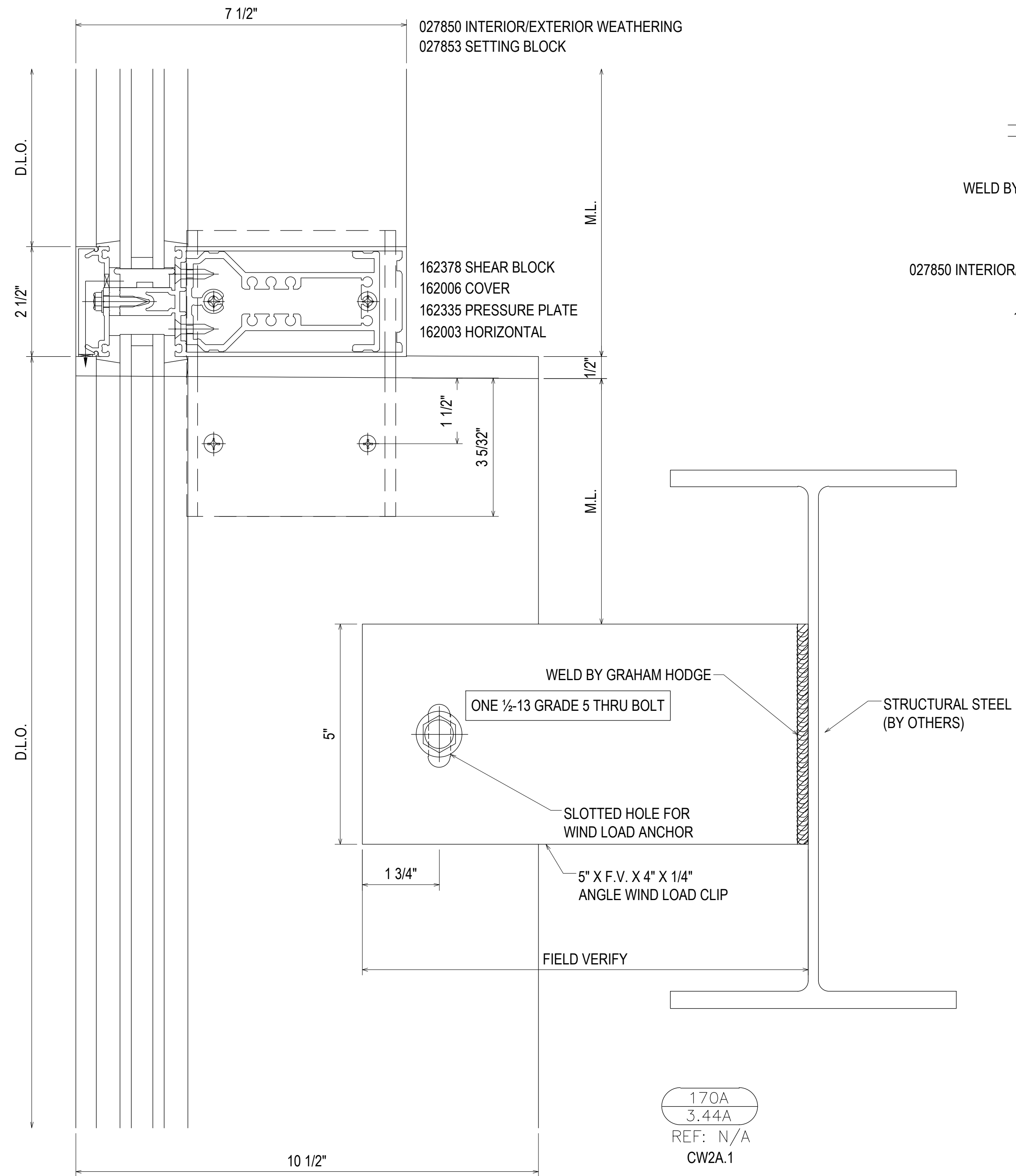
PIEDMONT ATHENS REGIONAL  
MASTER FACILITY PROJECT  
ATHENS, GA 30606



JOB # 19-017

DRAWN BY:	DATE:
RA	05.27.20
CHECKED BY:	DATE:
JO	05.27.20


3.44



07.22.20	1ST REVISION	
08.31.20	2ND REVISION (ENGINEERING)	
09.03.20	3RD REVISION (CW)	
01.19.21	4TH REVISION (RA)	
	DESCRIPTION	DATE

02.17.21	5TH REVISION - RADIUS (RA)	
03.31.21	6TH REVISION - CONNECTOR (RA)	
04.12.21	7TH REVISION - CW1.19 (GFS)	
03.01.22	8TH REVISION - EXTEND HEAD AND NOTCH (PH)	
	DESCRIPTION	DATE

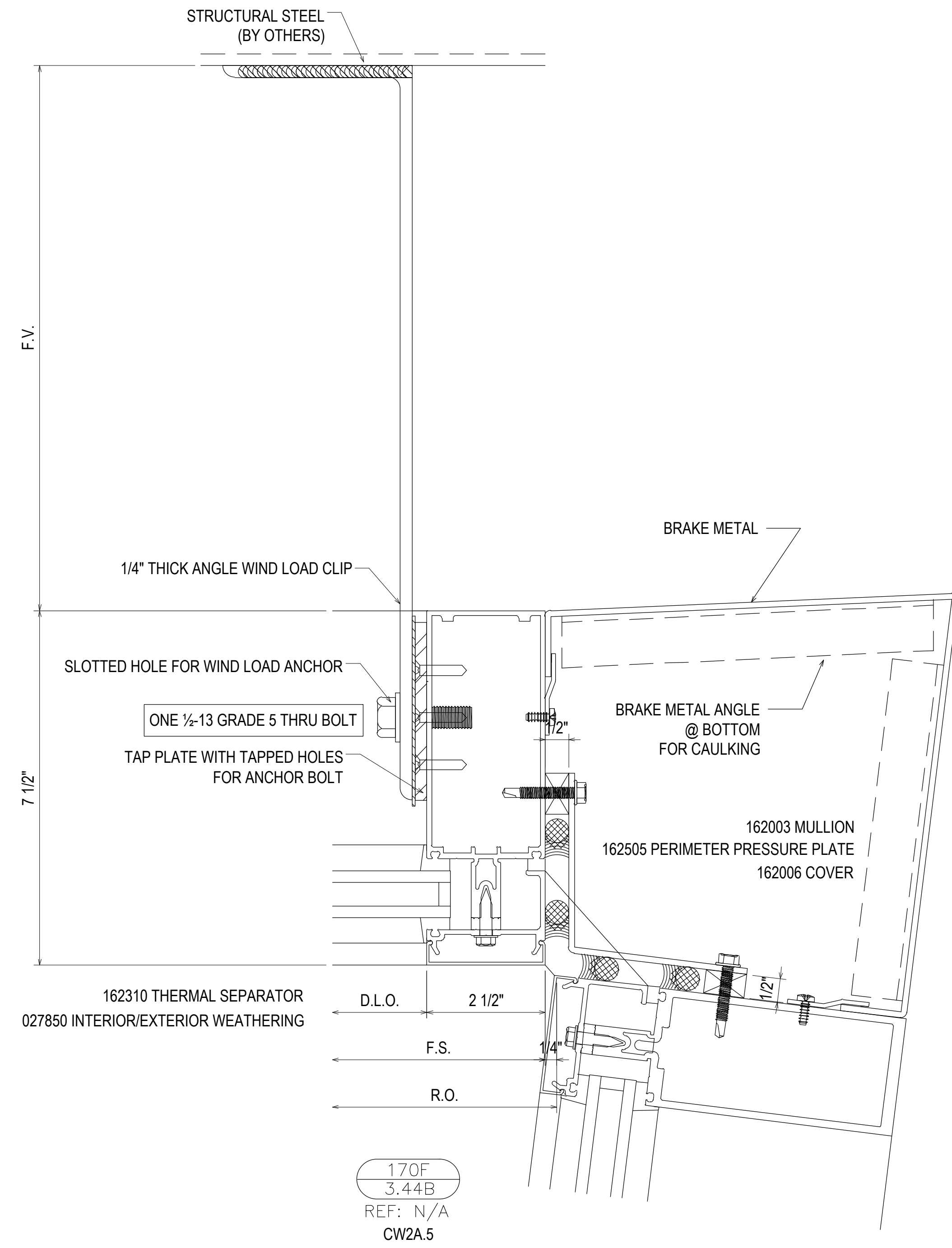
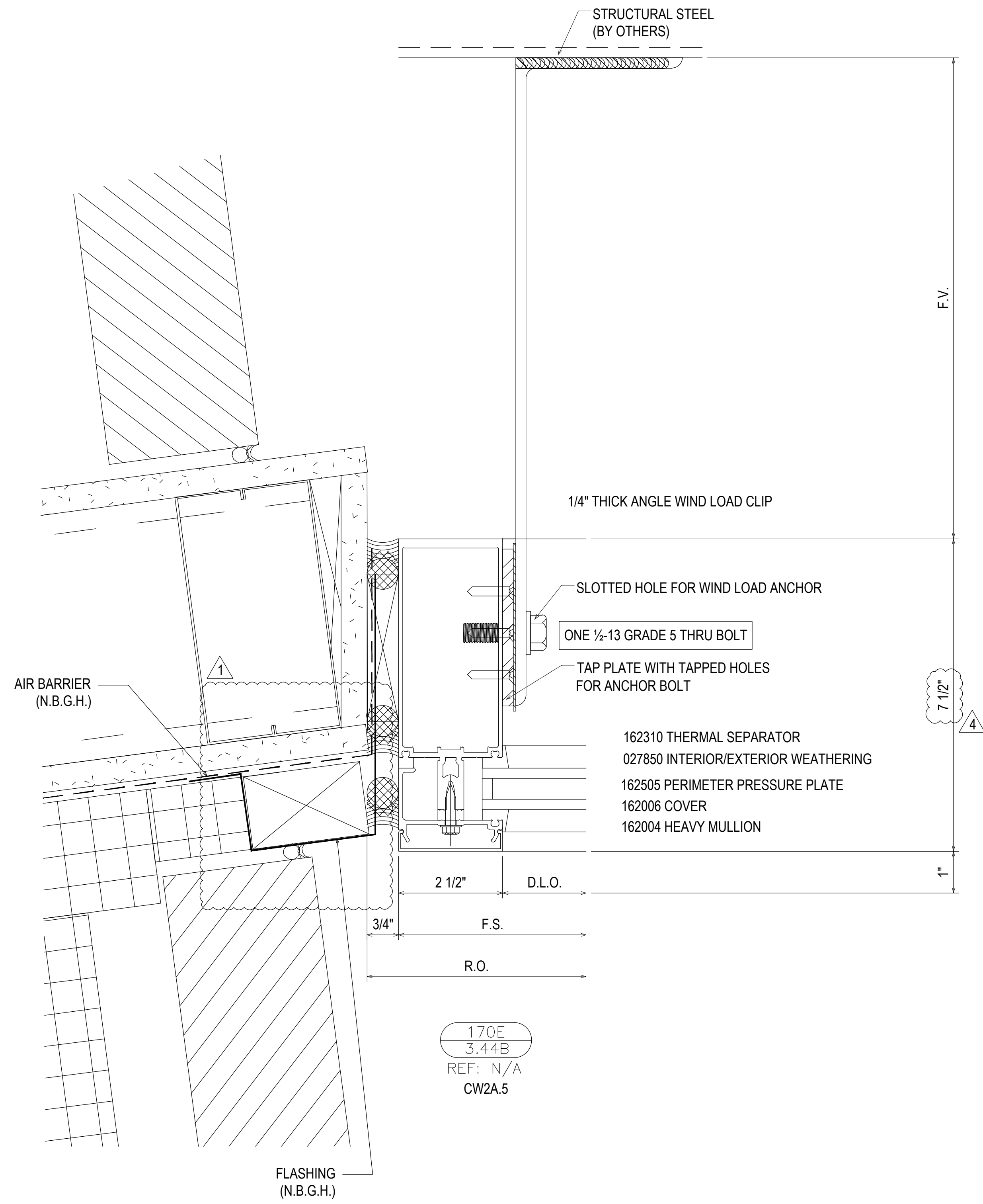
**PIEDMONT ATHENS REGIONAL  
MASTER FACILITY PROJECT  
ATHENS, GA 30606**



**JOB # 19-017**


DRAWN BY:	DATE:
RA	05.27.20
CHECKED BY:	DATE:
JO	05.27.20

**3.44A**



NO	DATE	DESCRIPTION	NO	DATE	DESCRIPTION
02.17.21	02.17.21	5TH REVISION - RADIUS (RA)	01.19.21	01.19.21	4TH REVISION (RA)
03.31.21	03.31.21	6TH REVISION - CONNECTOR (RA)	03.31.20	03.31.20	2ND REVISION (ENGINEERING)
04.12.21	04.12.21	7TH REVISION - CW2.19 (GFS)	09.03.20	09.03.20	3RD REVISION (CW)
03.01.22	03.01.22	8TH REVISION - EXTEND HEAD AND NOTCH (PH)	07.22.20	07.22.20	1ST REVISION
NO	NO	DESCRIPTION	NO	NO	DATE

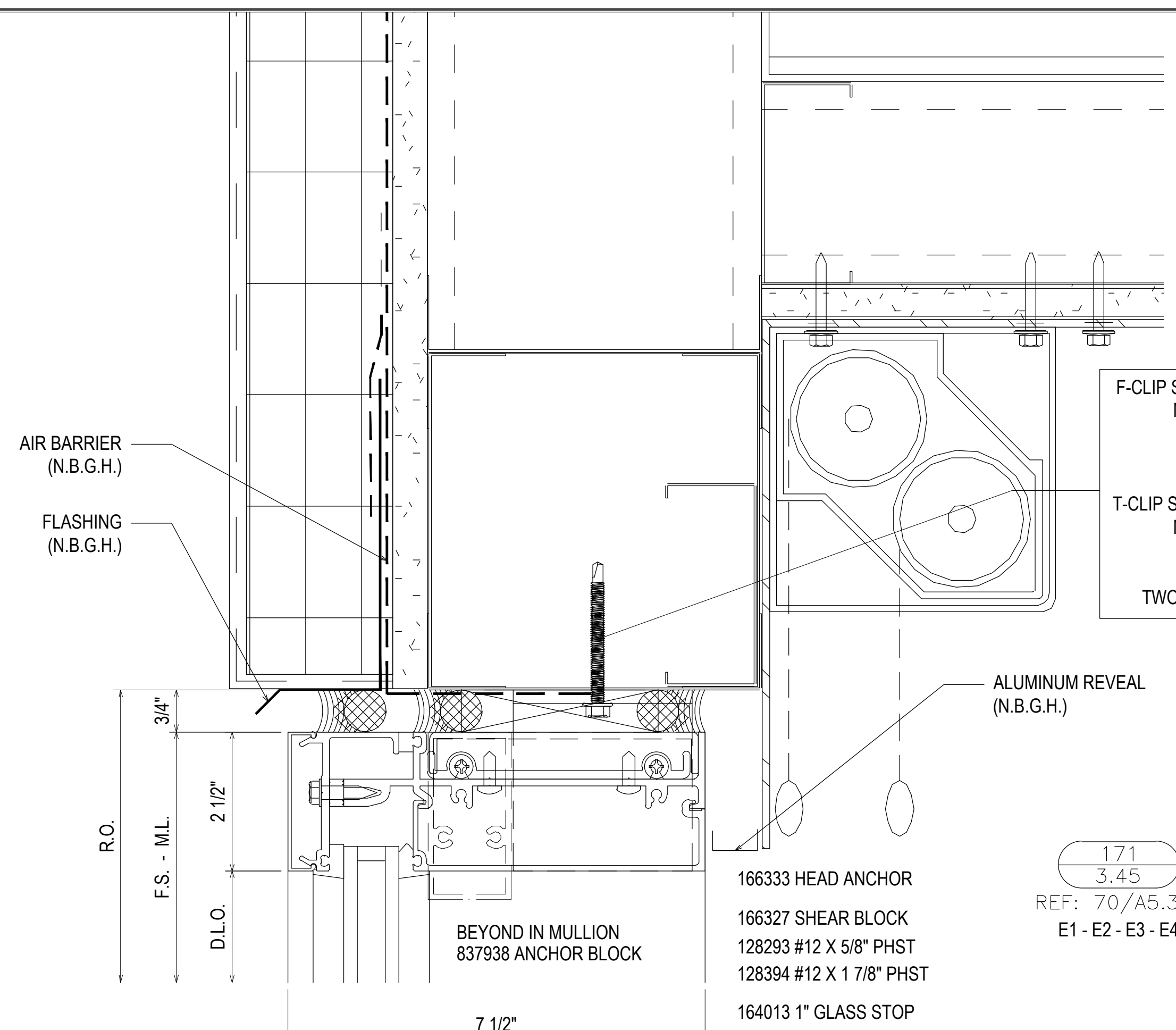
**PIEDMONT ATHENS REGIONAL  
MASTER FACILITY PROJECT  
ATHENS, GA 30606**



**JOB # 19-017**

DRAWN BY:	DATE:
RA	05.27.20
CHECKED BY:	DATE:
JO	05.27.20

**3.44B**

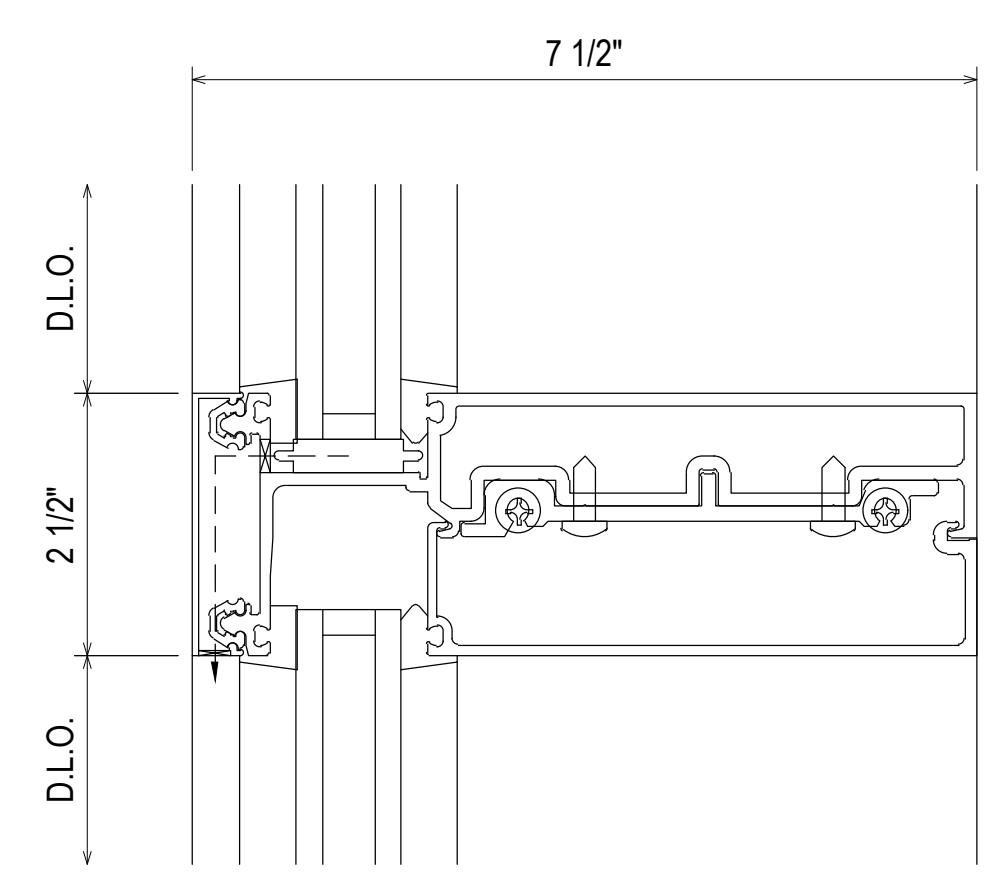


F-CLIP SECURED USING TWO 1/4-20 GRADE 5 SMS  
 MINIMUM FULL PENETRATION + 1/2"  
 MINIMUM 3/4" EDGE DISTANCE  
 MINIMUM 1" ANCHOR SPACING

T-CLIP SECURED USING FOUR 1/4-20 GRADE 5 SMS  
 MINIMUM FULL PENETRATION + 1/2"  
 MINIMUM 3/4" EDGE DISTANCE  
 MINIMUM 1" ANCHOR SPACING  
 TWO ANCHORS ON EACH SIDE OF MULLION

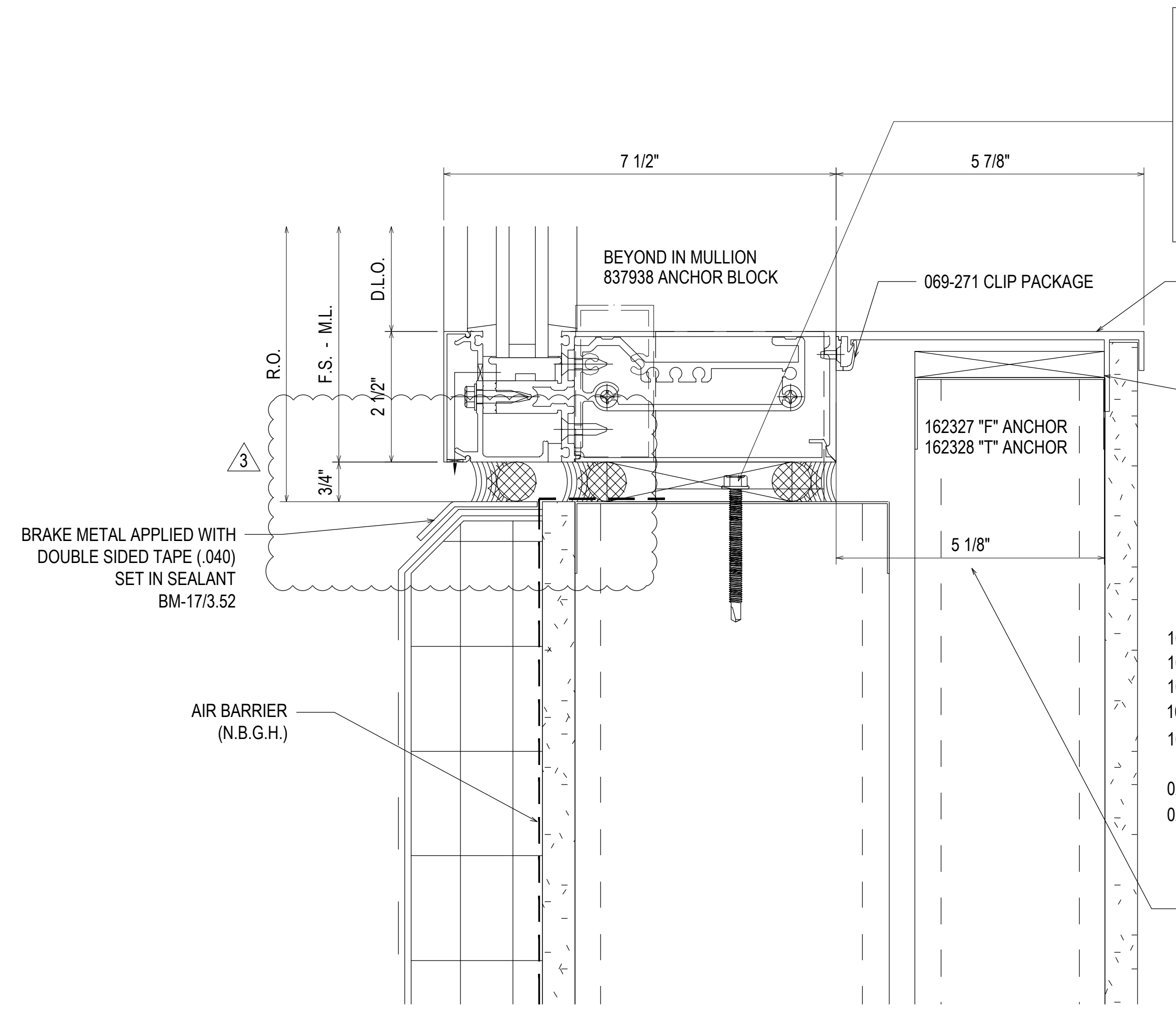
- 166333 HEAD ANCHOR
- 166327 SHEAR BLOCK
- 128293 #12 X 5/8" PHST
- 128394 #12 X 1 7/8" PHST
- 164013 1" GLASS STOP
- 162006 COVER
- 166302 PERIMETER PRESSURE PLATE
- 166006 HEAD
- 162327 "F" ANCHOR
- 162328 "T" ANCHOR

171  
 3.45  
 REF: 70/A5.3.3  
 E1 - E2 - E3 - E4



- 027853 SETTING BLOCK
- 027850 INTERIOR/EXTERIOR WEATHERING
- 166002 HORIZONTAL
- 164013 1" GLASS STOP
- 166024 COVER
- 163311 SHEAR BLOCK
- 128293 #12 X 5/8" PHST
- 128394 #12 X 1-7/8" PHST

173  
 3.45  
 REF: N/A  
 E1 - E2 - E3 - E4



F-CLIP SECURED USING TWO 1/4-20 GRADE 5 SMS  
 MINIMUM FULL PENETRATION + 1/2"  
 MINIMUM 3/4" EDGE DISTANCE  
 MINIMUM 1" ANCHOR SPACING

T-CLIP SECURED USING FOUR 1/4-20 GRADE 5 SMS  
 MINIMUM FULL PENETRATION + 1/2"  
 MINIMUM 3/4" EDGE DISTANCE  
 MINIMUM 1" ANCHOR SPACING  
 TWO ANCHORS ON EACH SIDE OF MULLION


172  
 3.45  
 REF: 16/A5.3.3  
 E1 - E2 - E3 - E4

- 162317 SHIM FILLER
- 162332 SHEAR BLOCK
- 162006 COVER
- 162505 PERIMETER PRESSURE PLATE
- 162095 HORIZONTAL
- 027853 SETTING BLOCK
- 027850 INTERIOR/EXTERIOR WEATHERING

THIS DIMENSION IS A CRITICAL DIMENSION.  
 STOOL TRIM DOES NOT ALLOW FOR ADJUSTMENTS.  
 PLEASE COORDINATE THIS DIMENSION WITH FIELD INSTALLATION.

07.22.20	1ST REVISION				
08.31.20	2ND REVISION (ENGINEERING)				
09.03.20	3RD REVISION (CW)				
01.19.21	4TH REVISION (RA)				
	DESCRIPTION				DATE
					DRAWING SUBMISSION

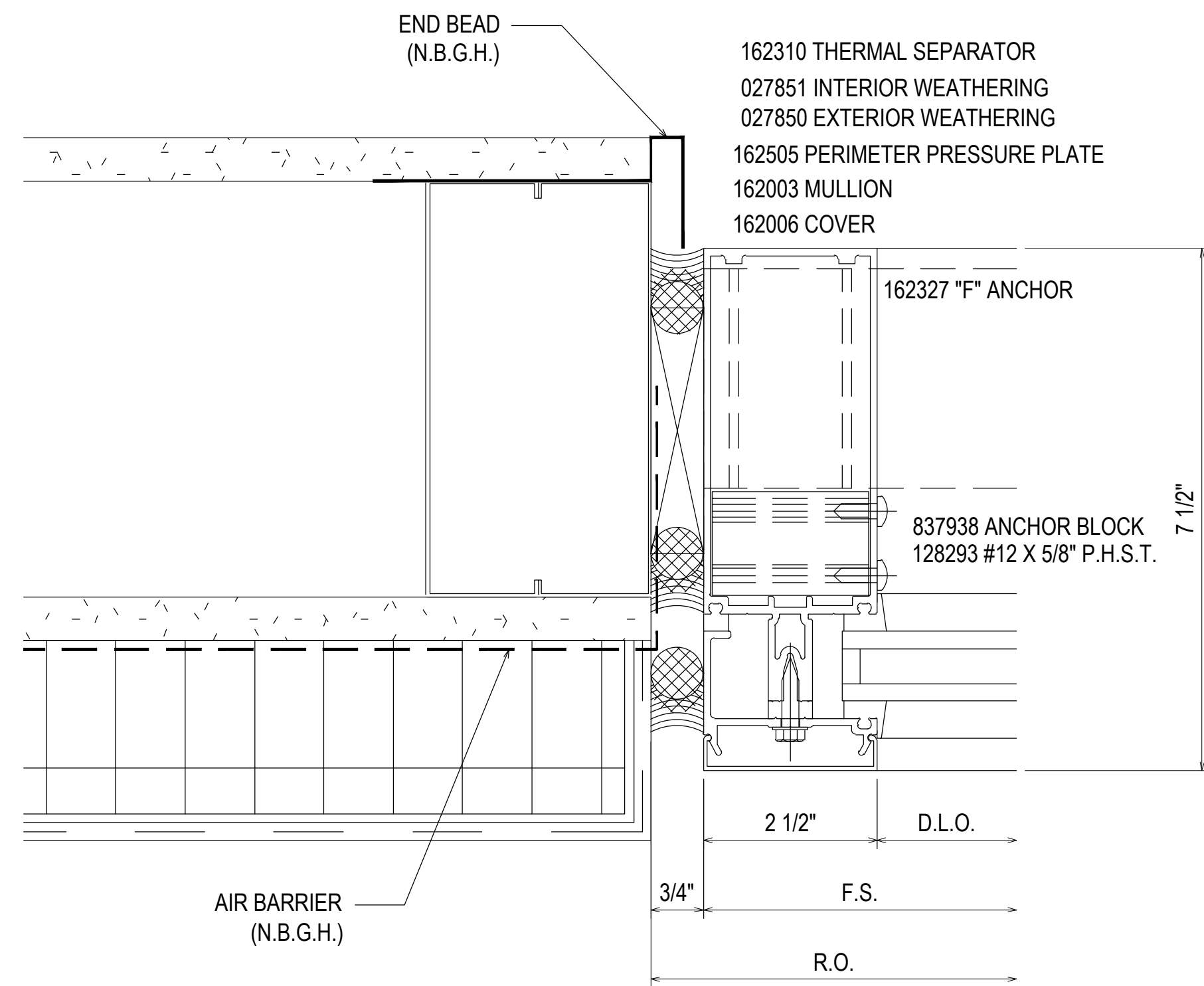
**PIEDMONT ATHENS REGIONAL  
 MASTER FACILITY PROJECT  
 ATHENS, GA 30606**



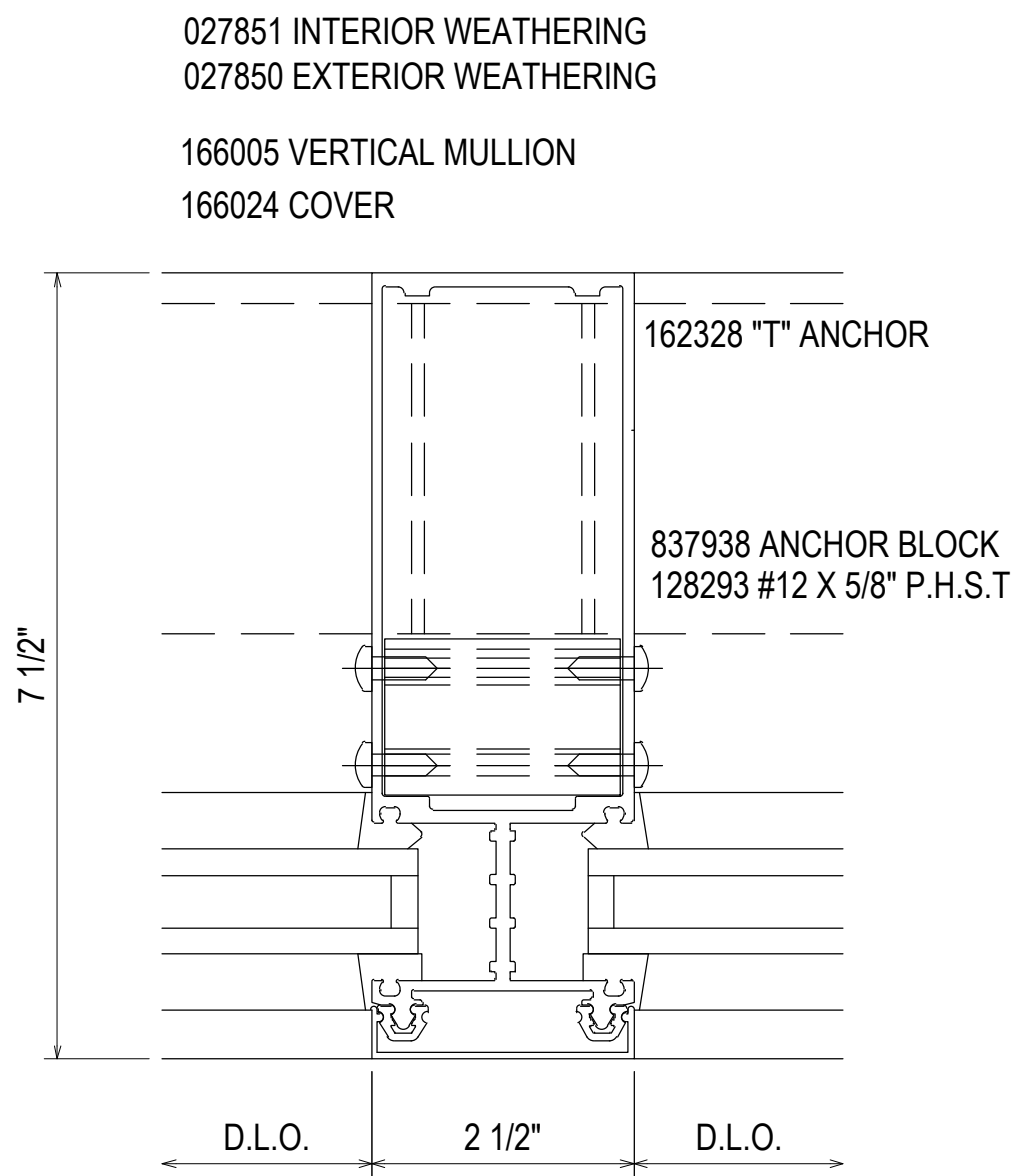
**JOB # 19-017**

DRAWN BY:	DATE:
RA	05.27.20
CHECKED BY:	DATE:
JO	05.27.20

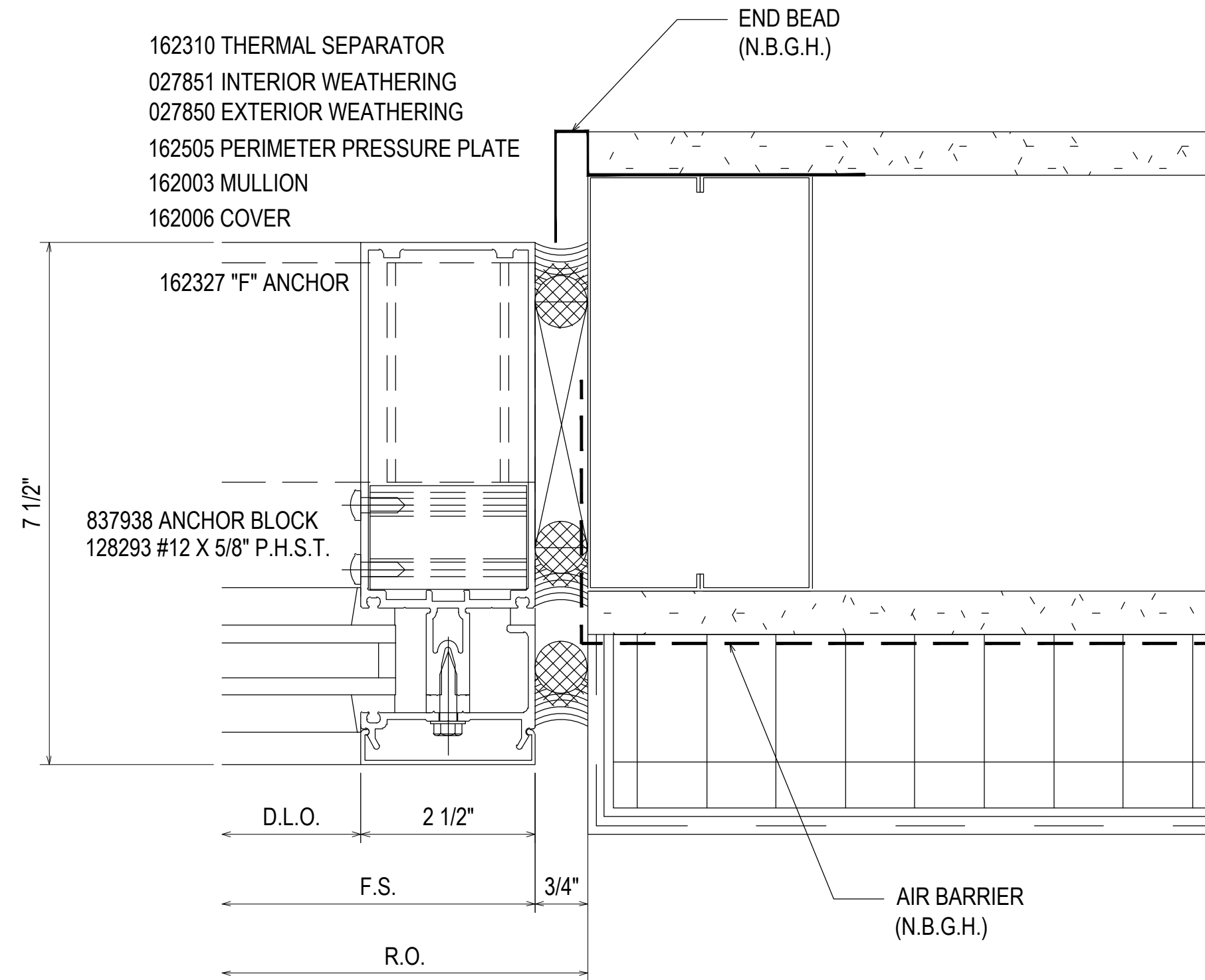
**3.45**



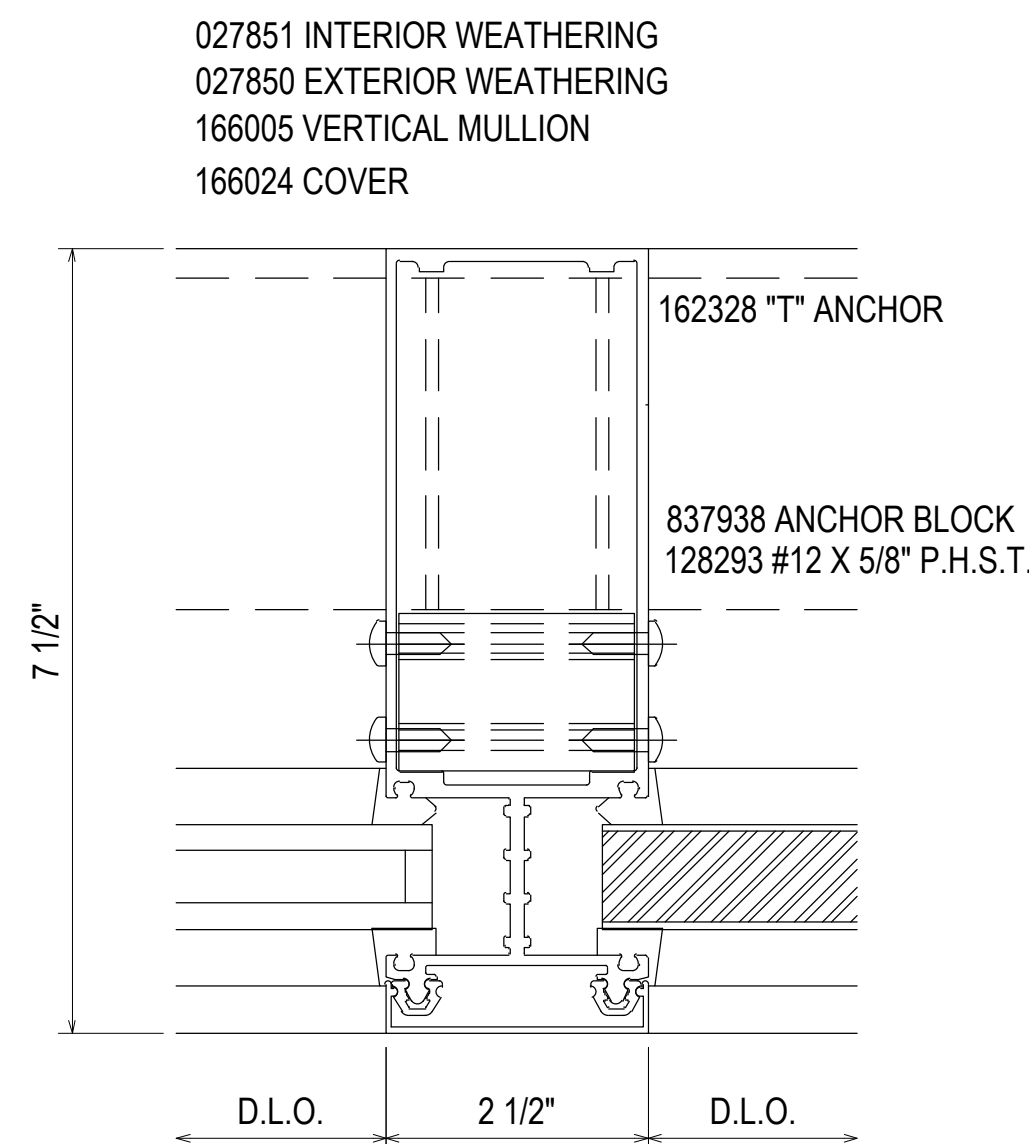
174  
3.46  
REF: 68/A5.2.1  
E1 - E2 - E3 - E4



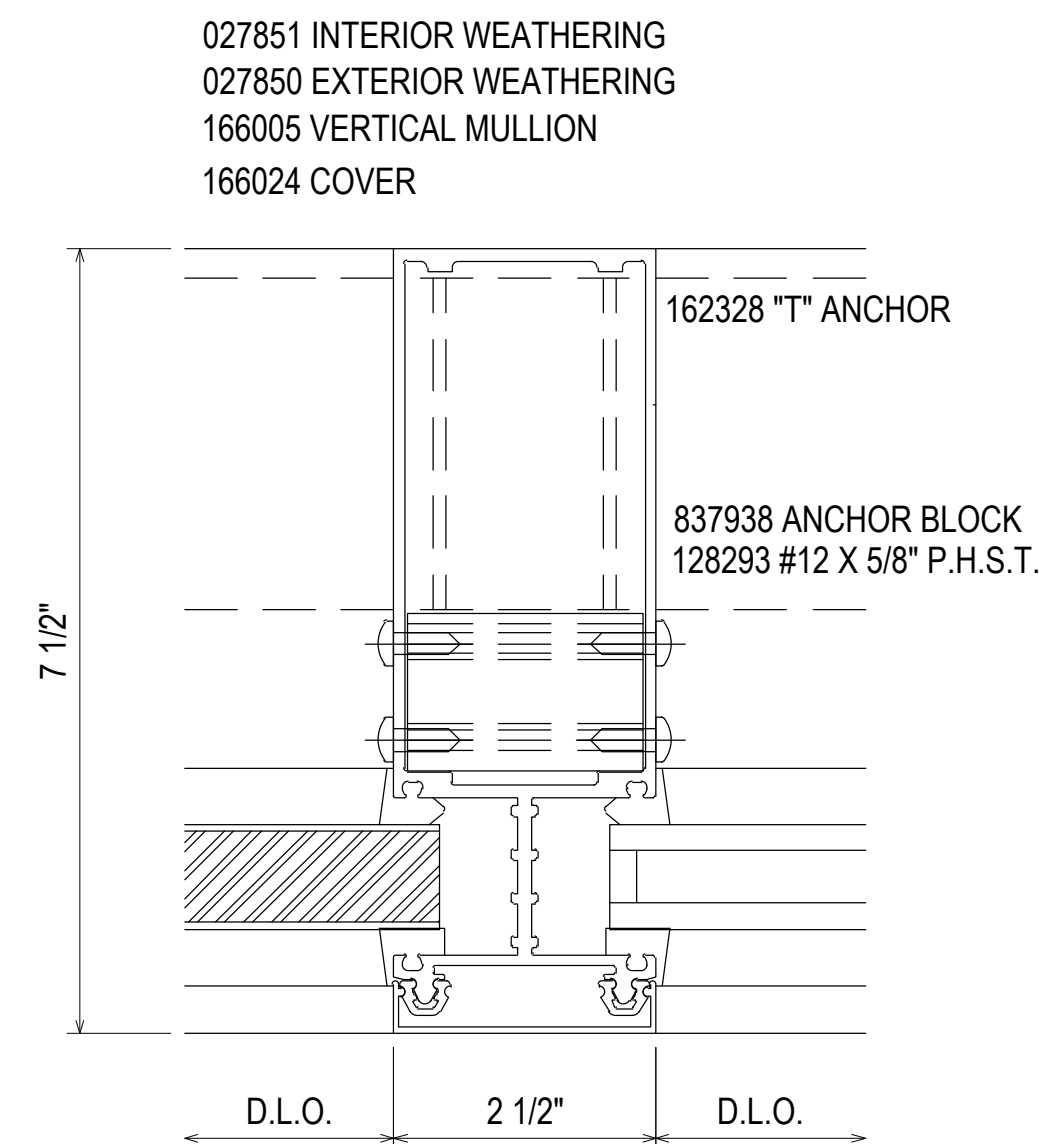
175  
3.46  
REF: N/A  
E1 - E2 - E3 - E4



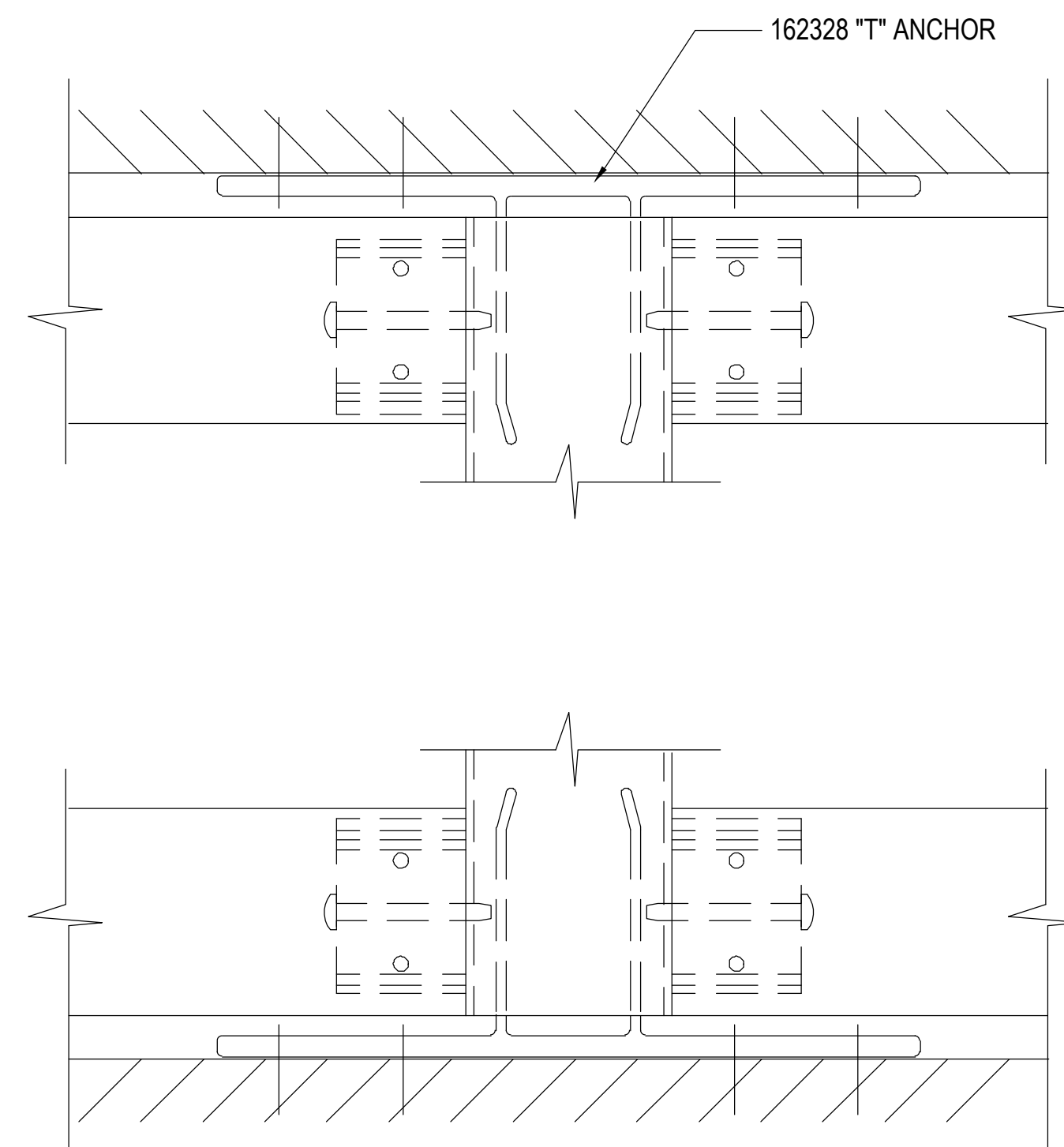
176  
3.46  
REF: 68/A5.2.1  
E1 - E2 - E3 - E4



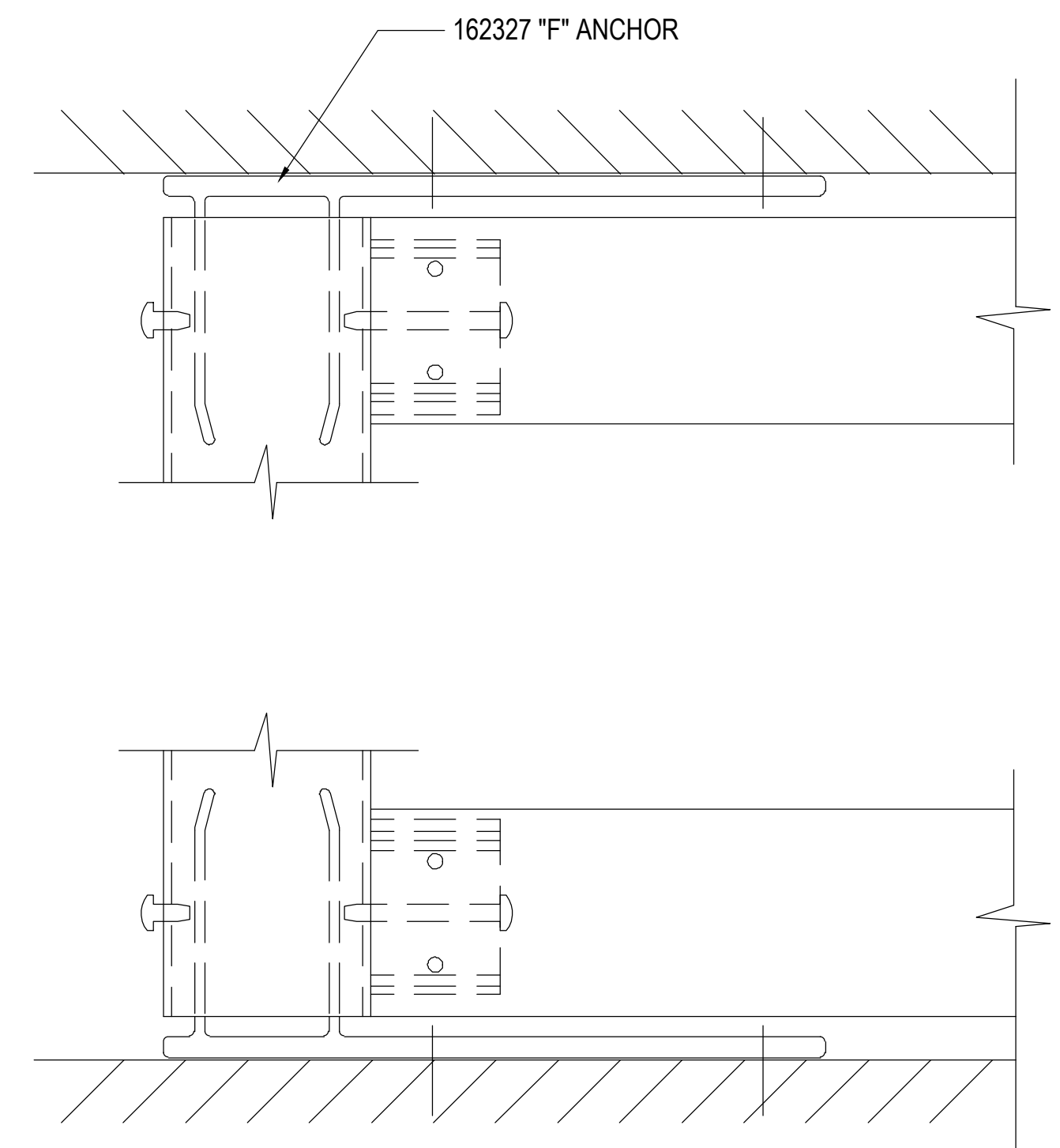
175A  
3.46  
REF: N/A  
E1 - E2 - E3 - E4



175B  
3.46  
REF: N/A  
E1 - E2 - E3 - E4



177  
3.46  
REF: N/A  
CW2 'T' & 'F' ANCHORS



NO	DATE	DESCRIPTION	DRAWING	SUBMISSION
1	07.22.20			
2	08.31.20	1ST REVISION		
3	09.03.20	2ND REVISION (ENGINEERING)		
4	01.19.21	3RD REVISION (CW)		
5		4TH REVISION (RA)		

PIEDMONT ATHENS REGIONAL  
MASTER FACILITY PROJECT  
ATHENS, GA 30606

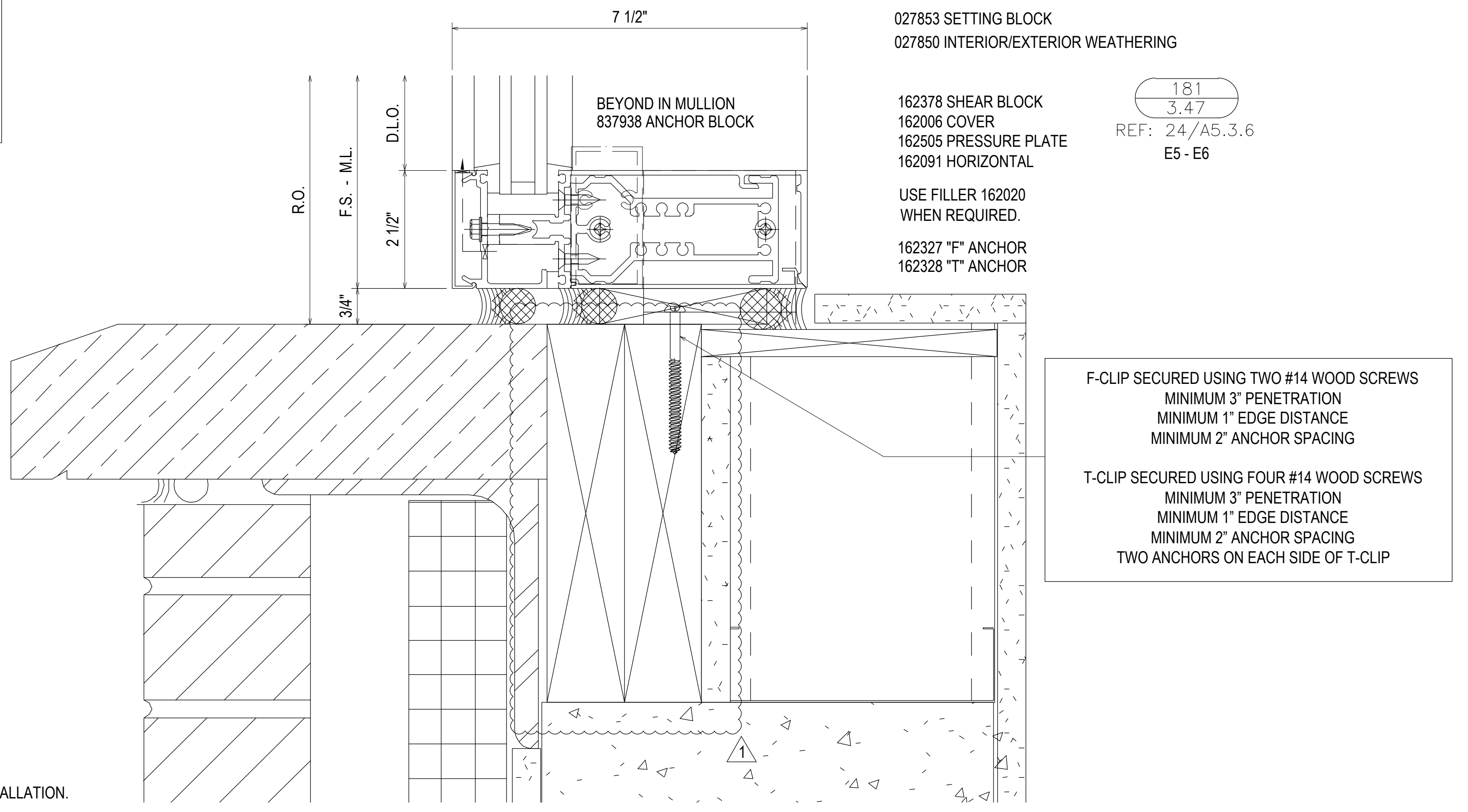
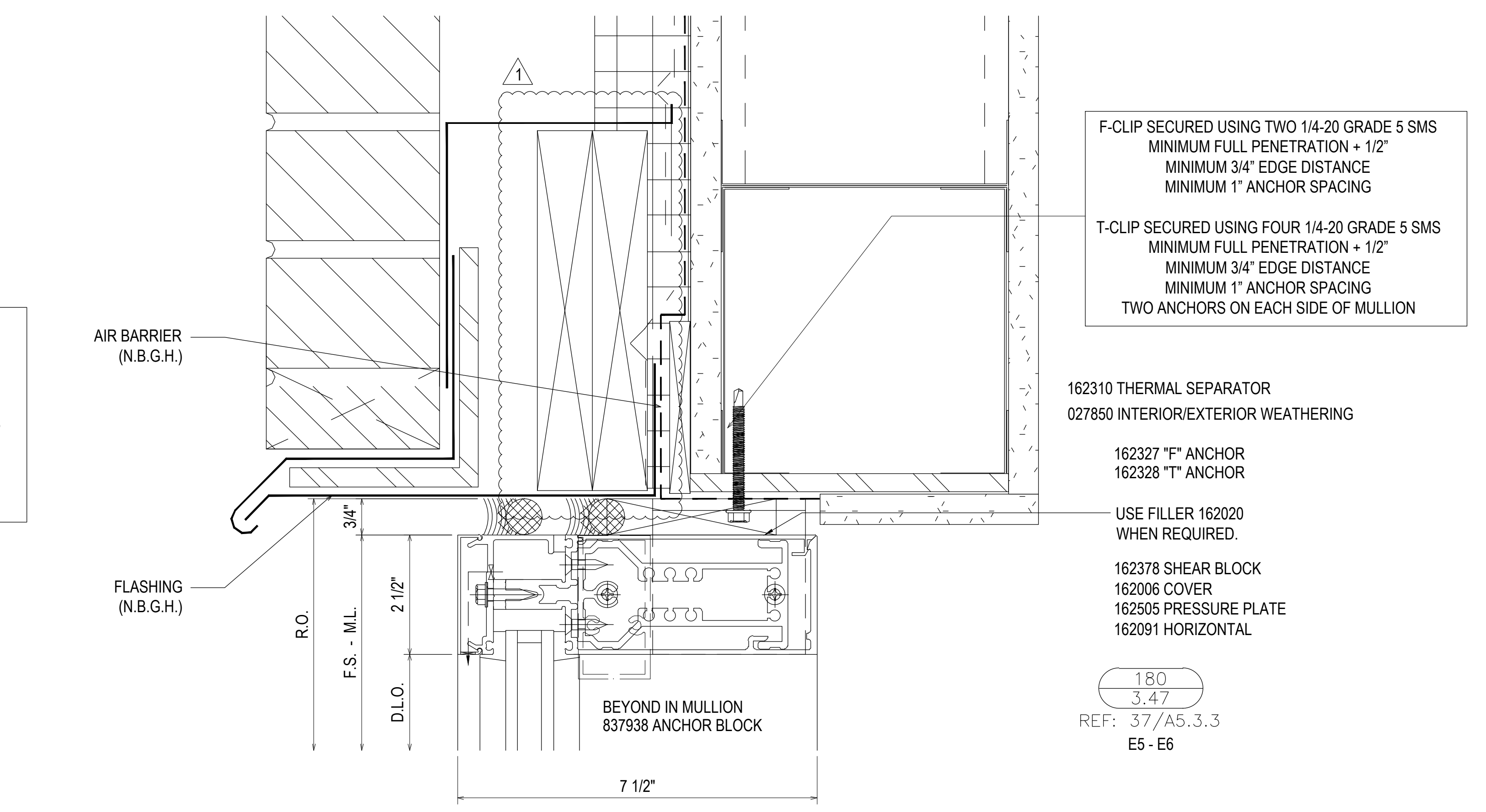
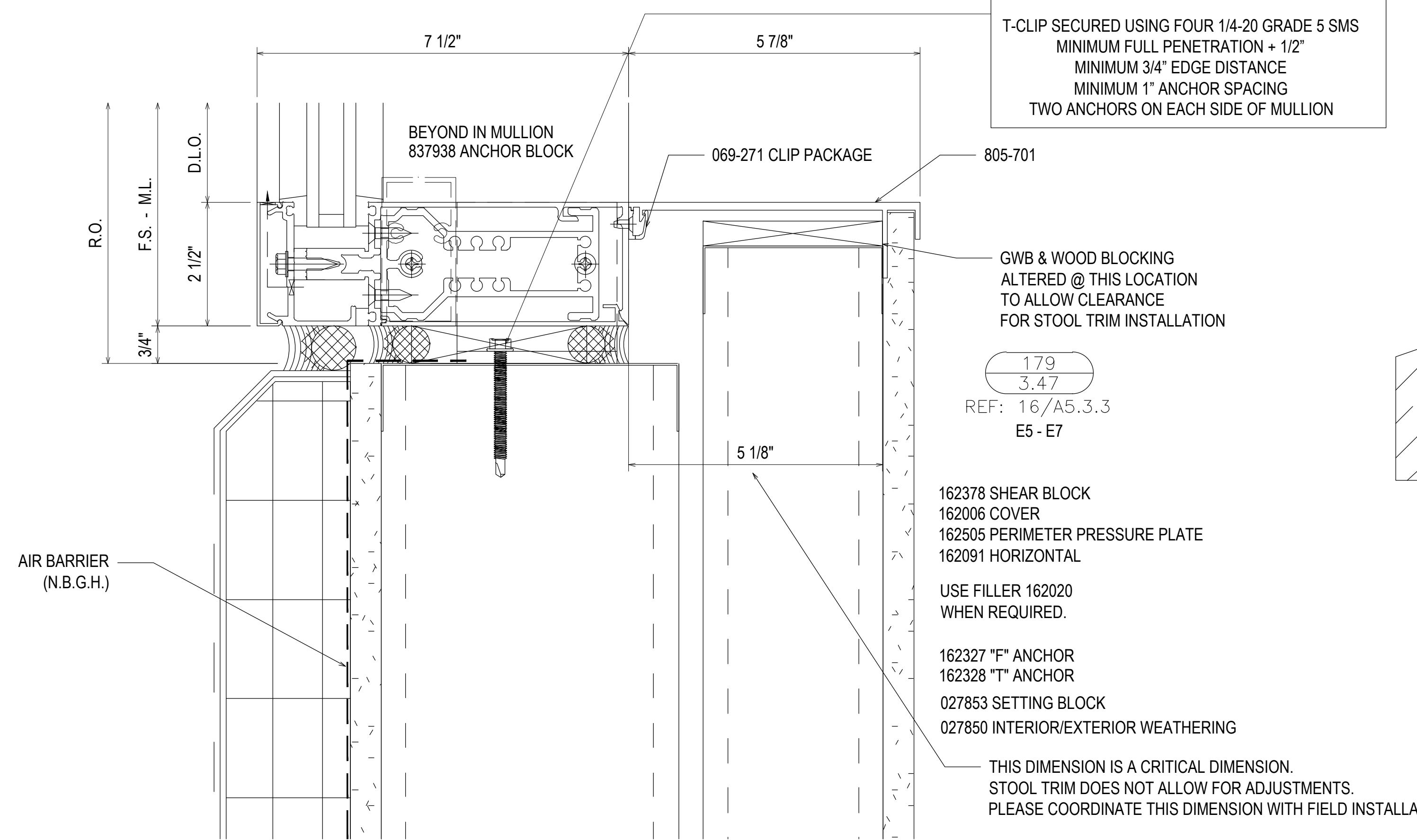
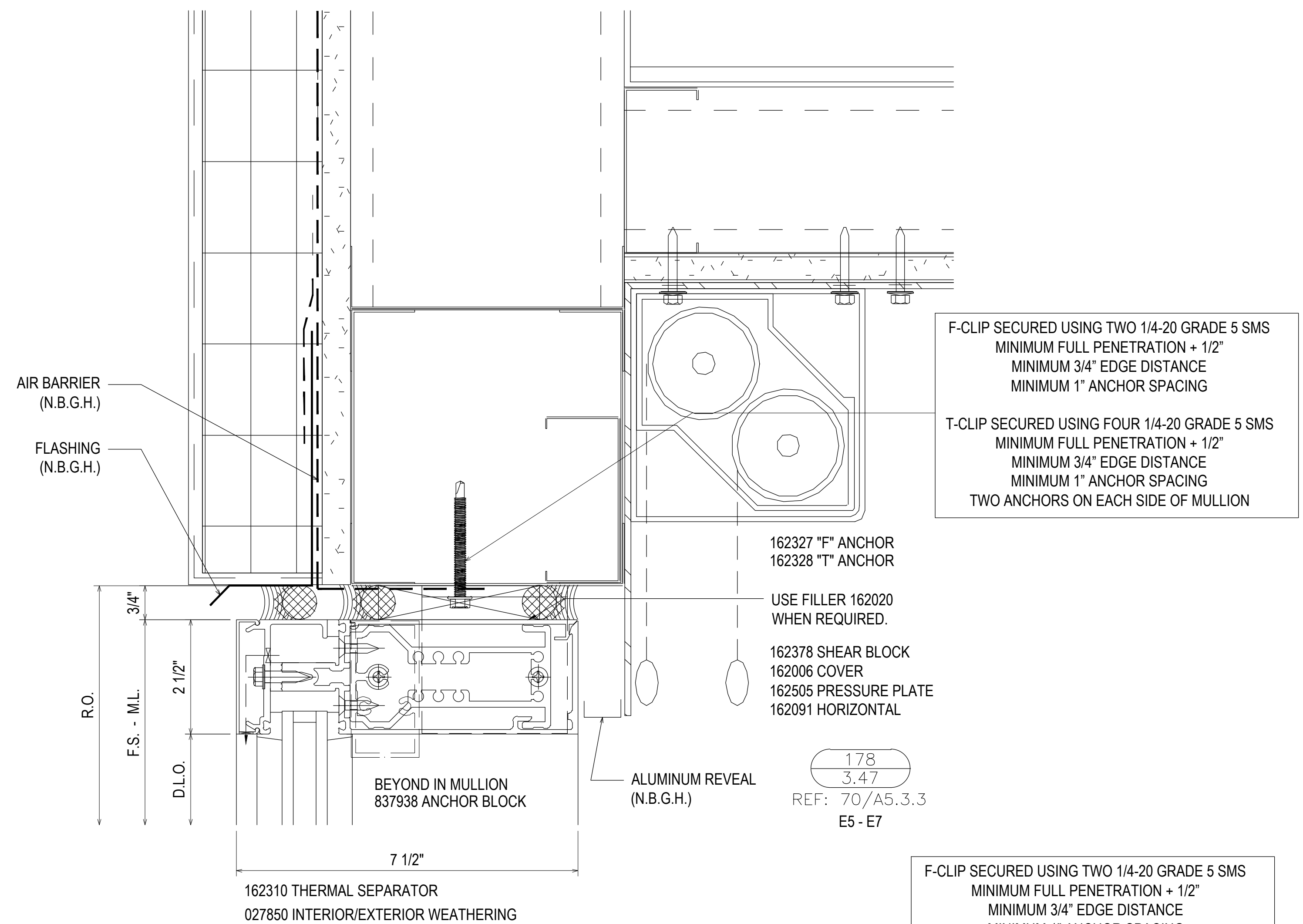


JOB # 19-017

DRAWN BY:	DATE:
RA	05.27.20
CHECKED BY:	DATE:
JO	05.27.20

3.46





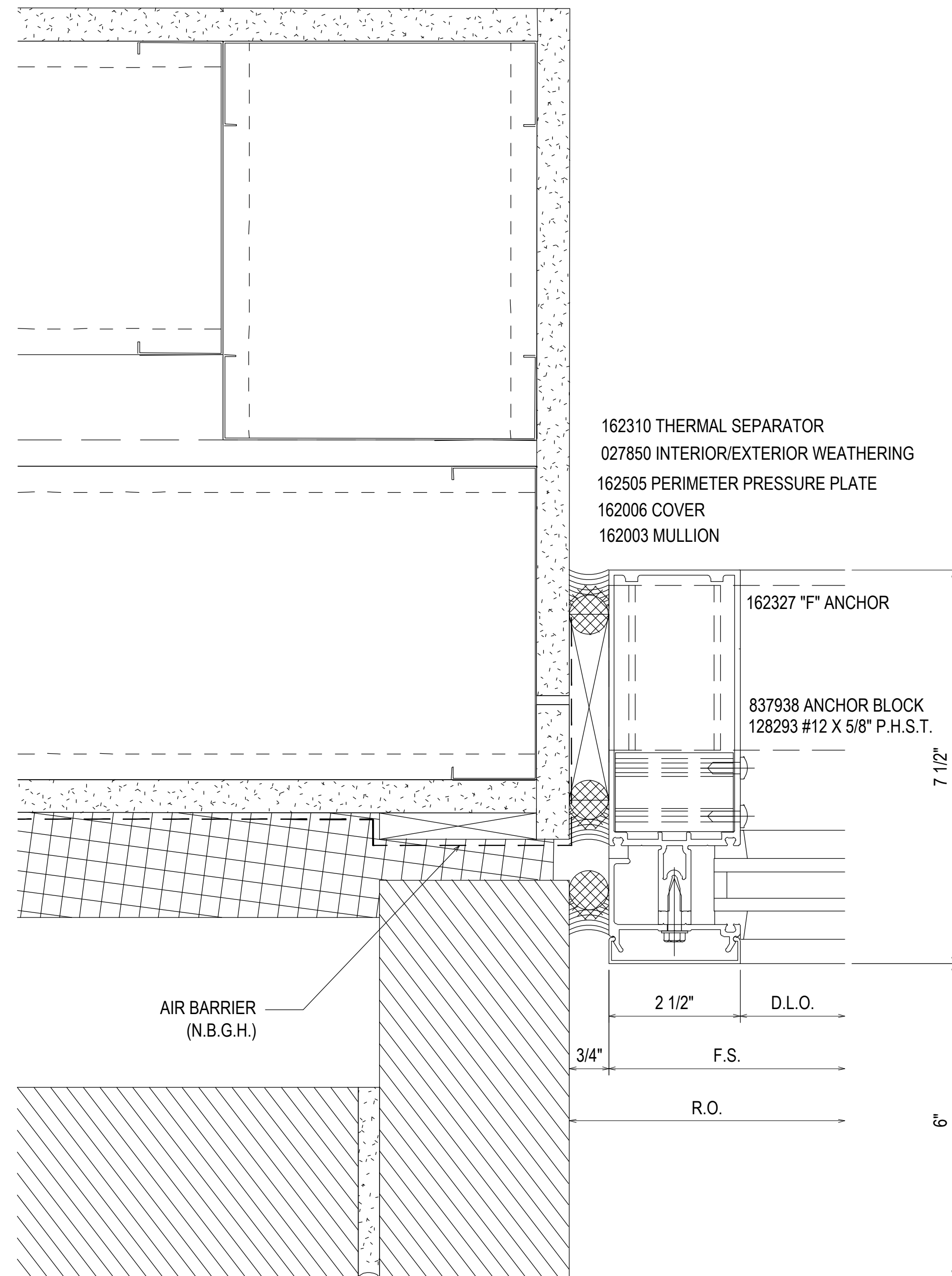
REVISION	DATE	DESCRIPTION	DATE	DESCRIPTION
1ST REVISION	07.22.20			DRAWING SUBMISSION
2ND REVISION (ENGINEERING)	08.31.20			
3RD REVISION (CW)	09.03.20			
4TH REVISION (RA)	01.19.21			
5TH REVISION - RADIUS (RA)	02.17.21			
6TH REVISION - CONNECTOR (RA)	03.31.21			
7TH REVISION - CW2 (19) (GFS)	04.10.21			
8TH REVISION - EXTEND HEAD AND NOTCH (PH)	03.01.22			

**PIEDMONT ATHENS REGIONAL  
 MASTER FACILITY PROJECT  
 ATHENS, GA 30606**

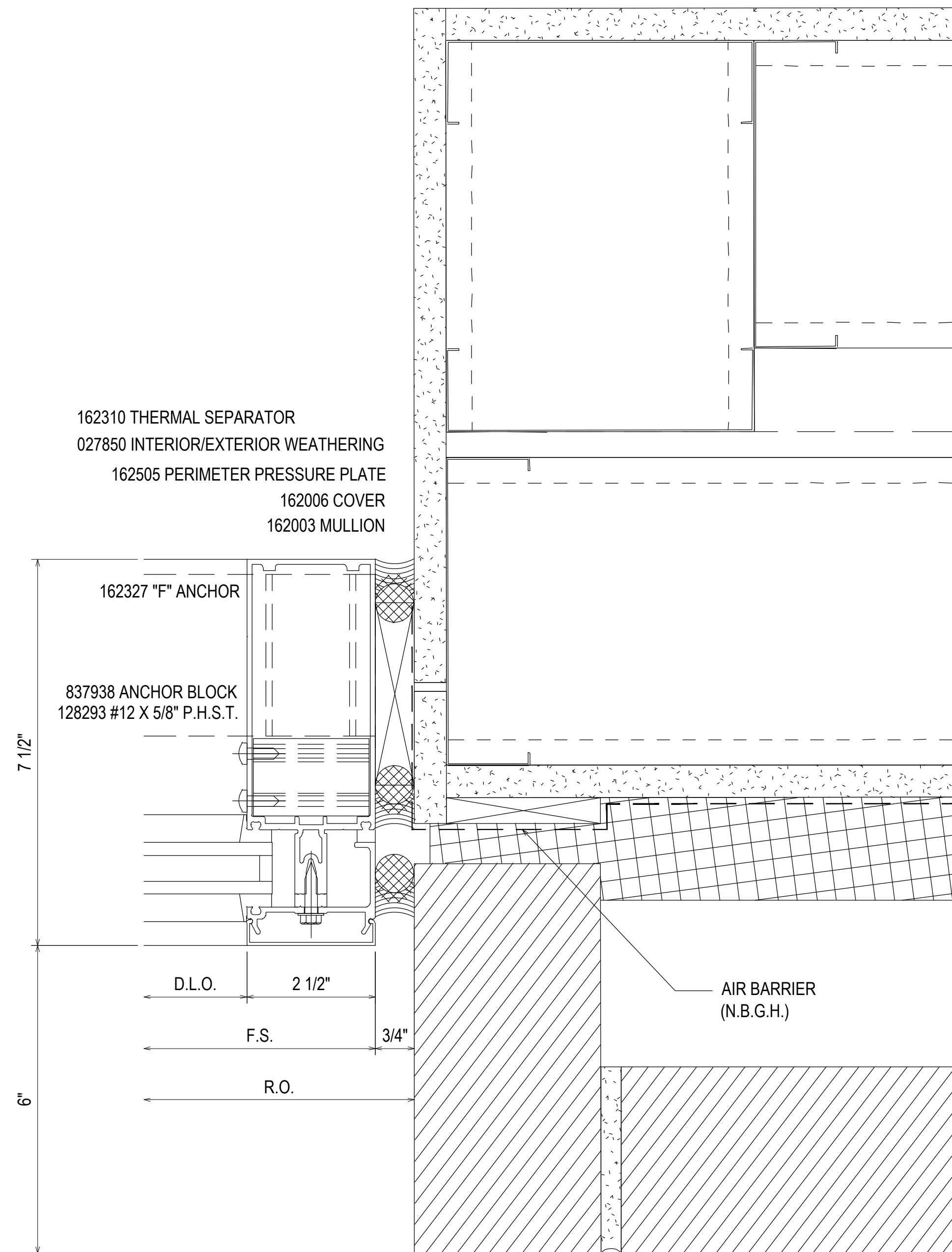
**GRAHAM-HODGE  
 ASSOCIATES INC.**

**JOB # 19-017**

DRAWN BY:	DATE:
RA	05.27.20
CHECKED BY:	DATE:
JO	05.27.20



182  
 3.48  
 REF: 19/A5.2.1  
 E5 - E6



183  
 3.48  
 REF: 19/A5.2.1  
 E5 - E6

NO	DESCRIPTION	DATE	NO	DESCRIPTION	DATE
NO	DESCRIPTION	DATE	NO	DESCRIPTION	DATE
NO	DESCRIPTION	DATE	NO	DESCRIPTION	DATE
NO	DESCRIPTION	DATE	NO	DESCRIPTION	DATE
NO	DESCRIPTION	DATE	NO	DESCRIPTION	DATE

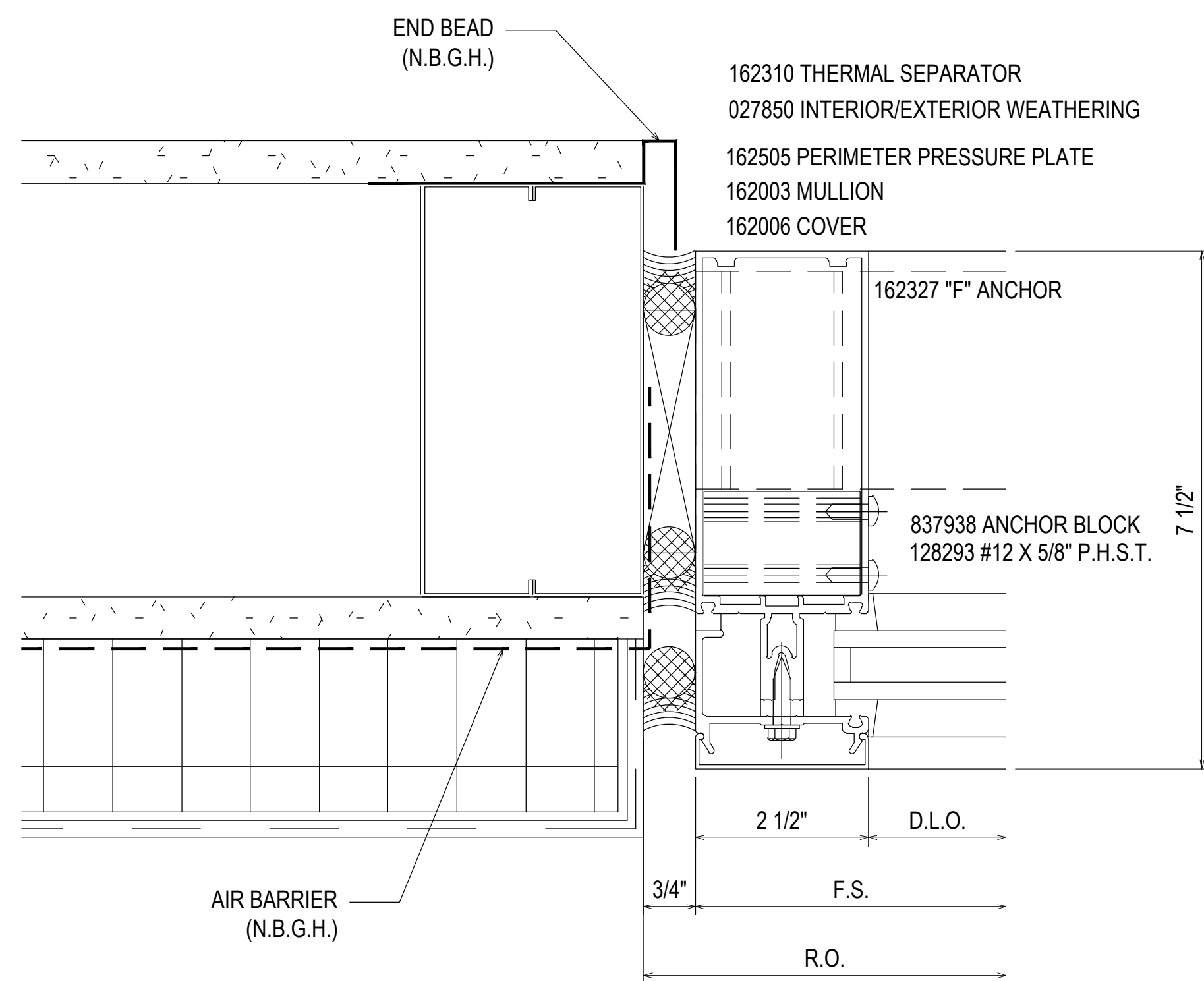
**PIEDMONT ATHENS REGIONAL  
 MASTER FACILITY PROJECT  
 ATHENS, GA 30606**



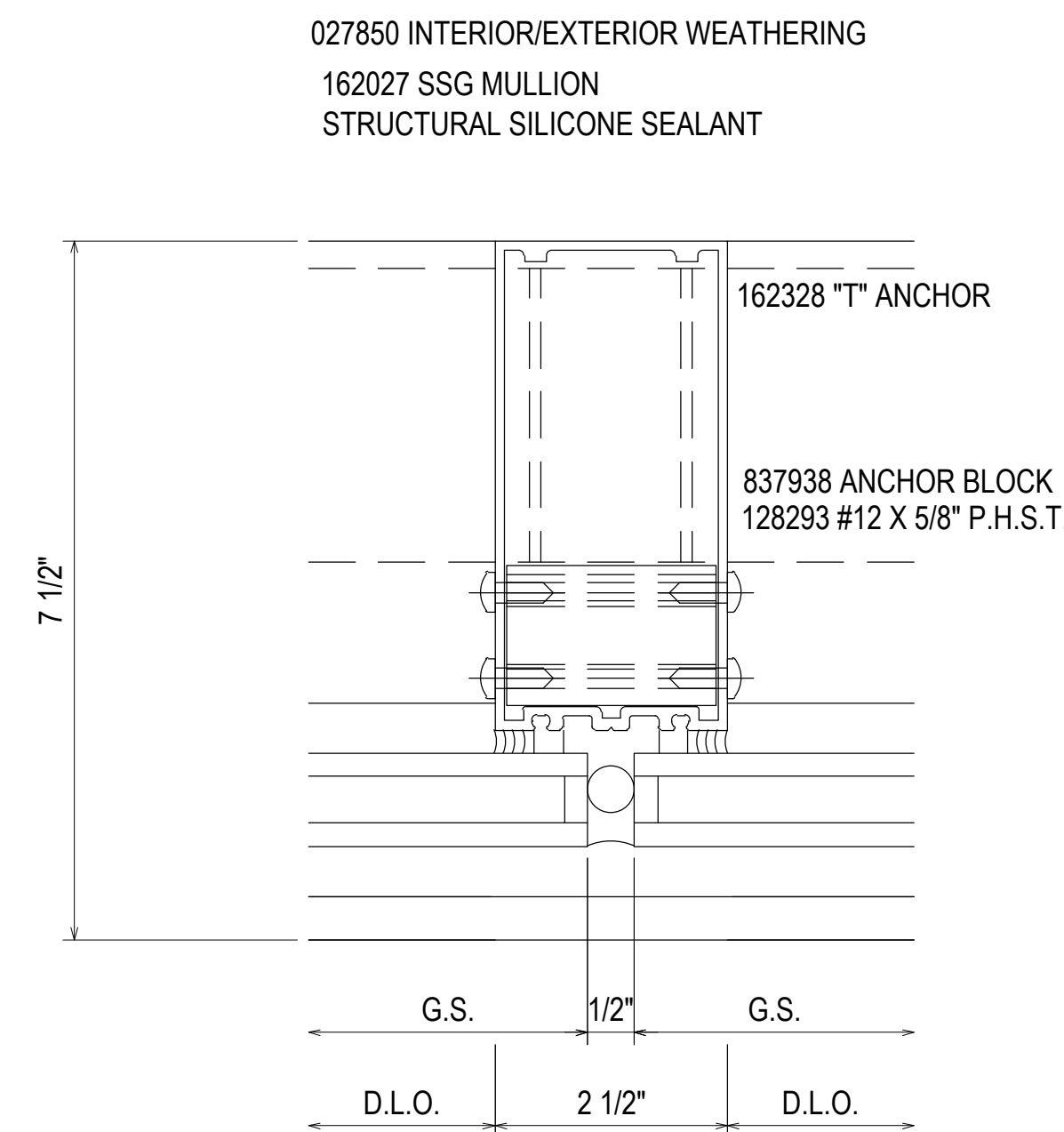
JOB # 19-017

DRAWN BY: RA	DATE: 05.27.20
CHECKED BY: JO	DATE: 05.27.20

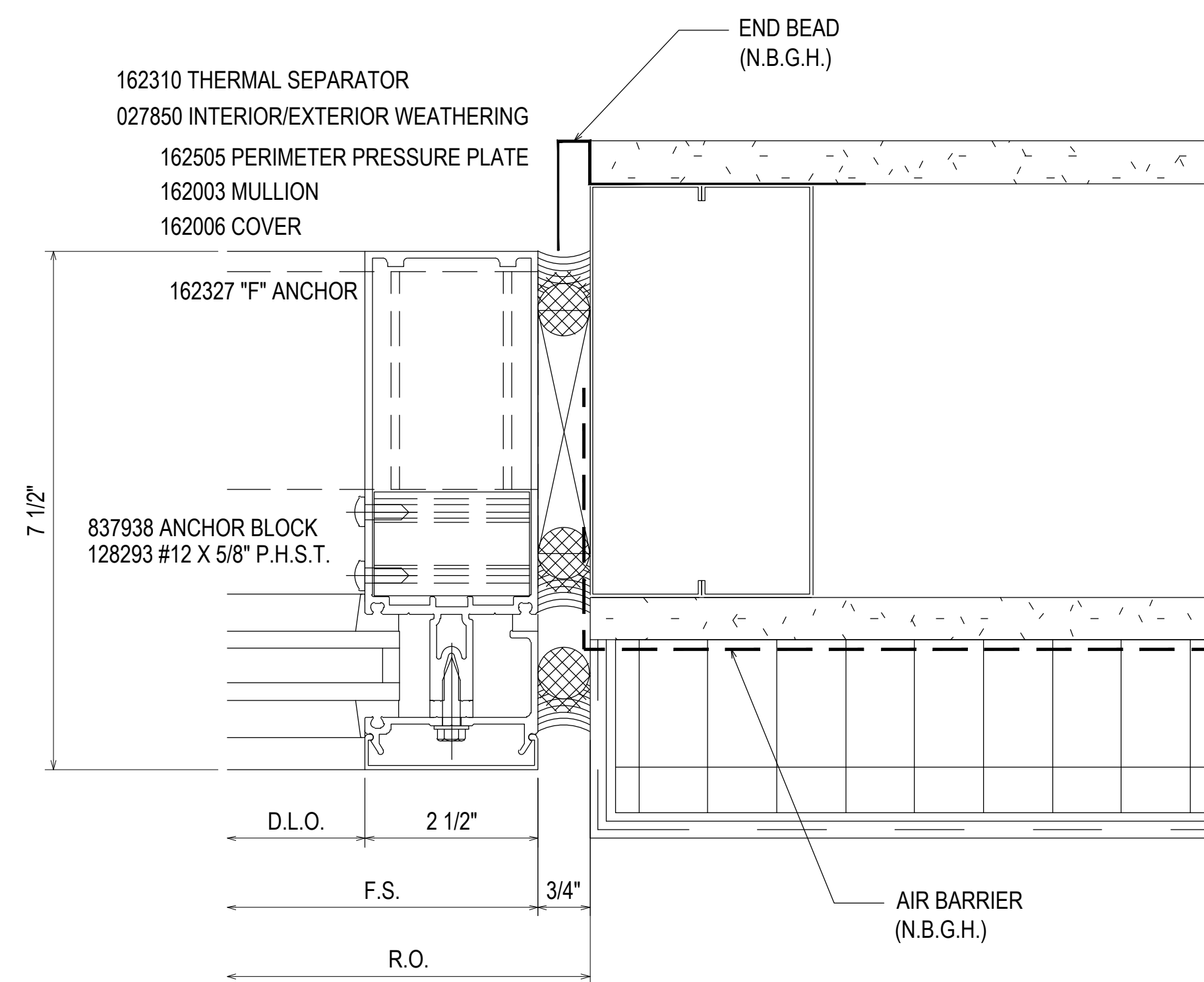
**3.48**



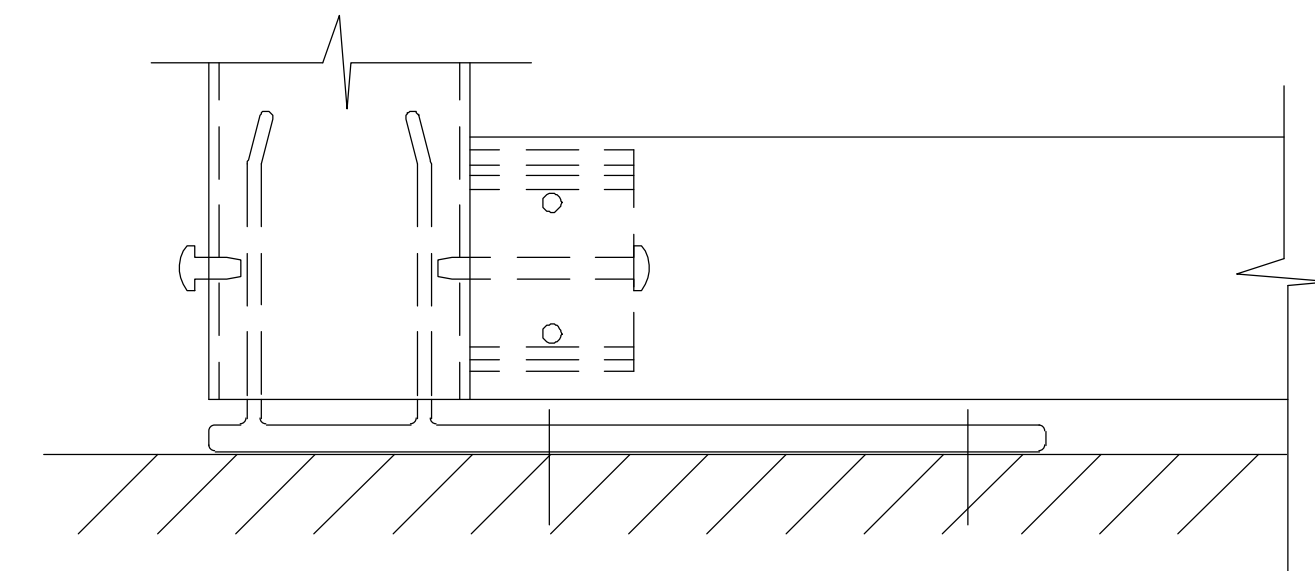
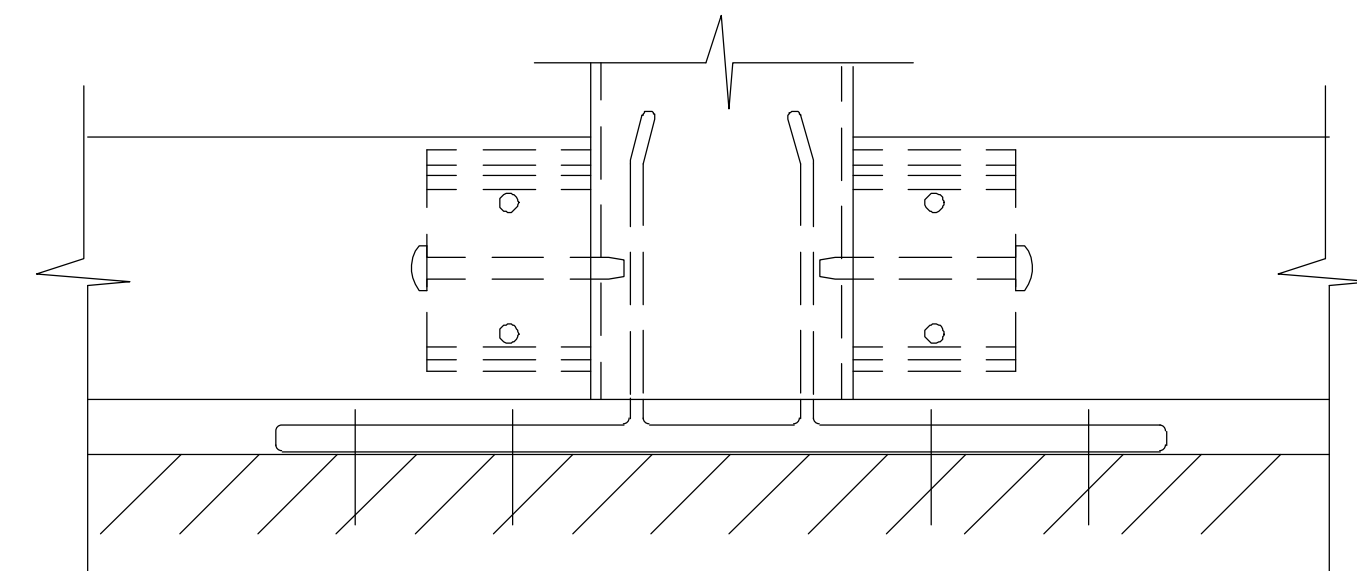
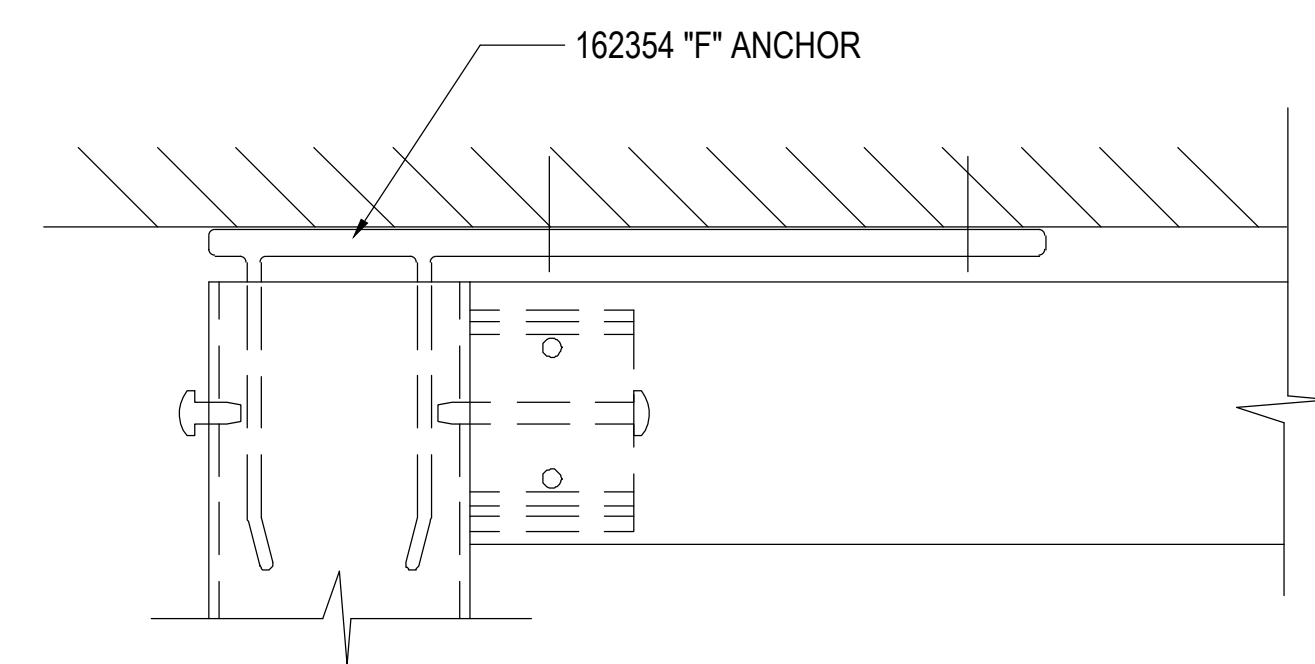
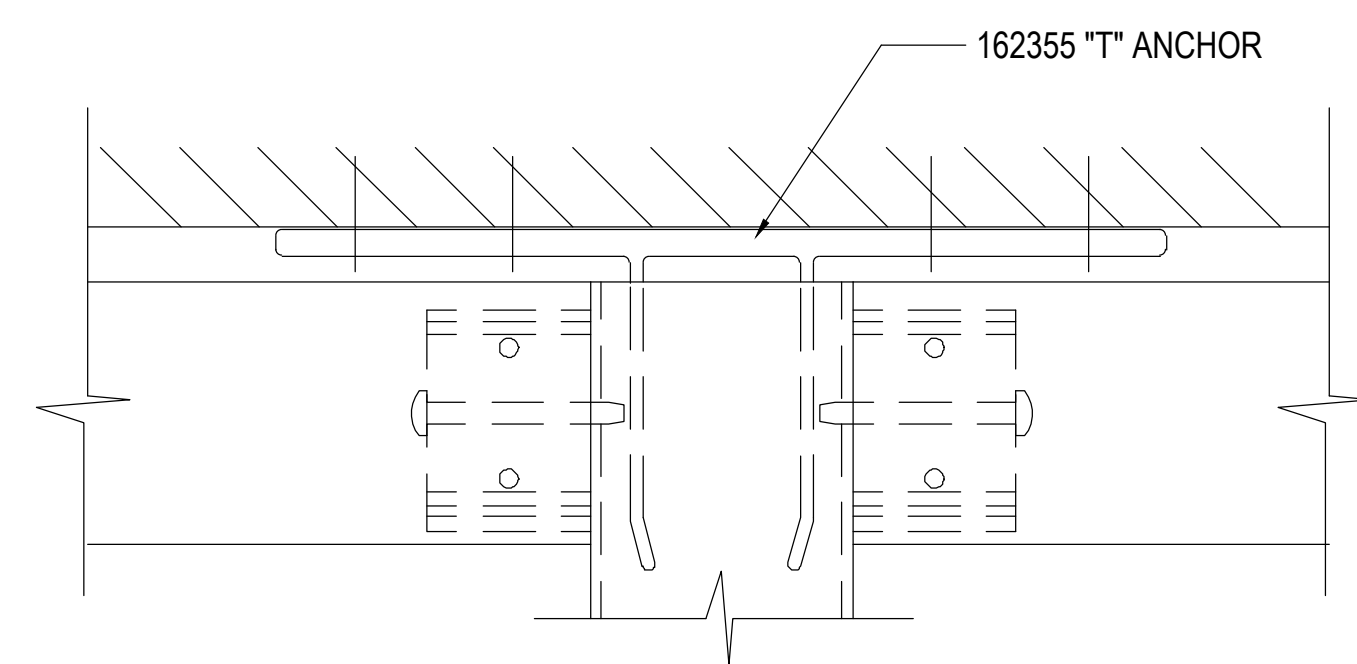
184  
3.49  
REF: 68/A5.2.1  
E5 - E7



185  
3.49  
REF: N/A  
E5 - E6 - E7




186  
3.49  
REF: 68/A5.2.1  
E5 - E7



187  
3.49  
REF: N/A  
E5, E6 & E7 'T' & 'F' ANCHORS

07.22.20	1ST REVISION				
08.31.20	2ND REVISION (ENGINEERING)				
09.03.20	3RD REVISION (CW)				
01.19.21	4TH REVISION (RA)				
	DESCRIPTION				DATE
					DRAWING SUBMISSION

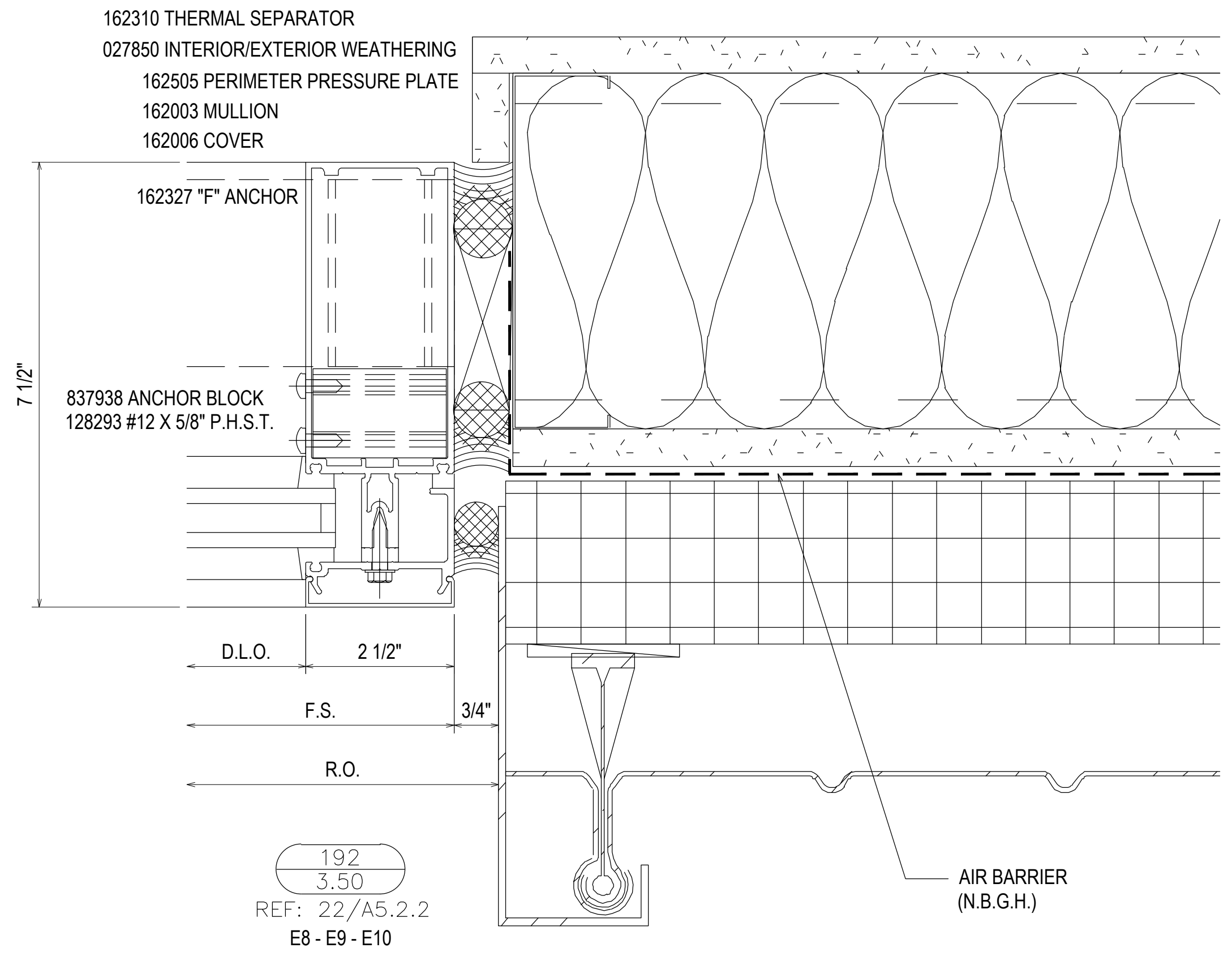
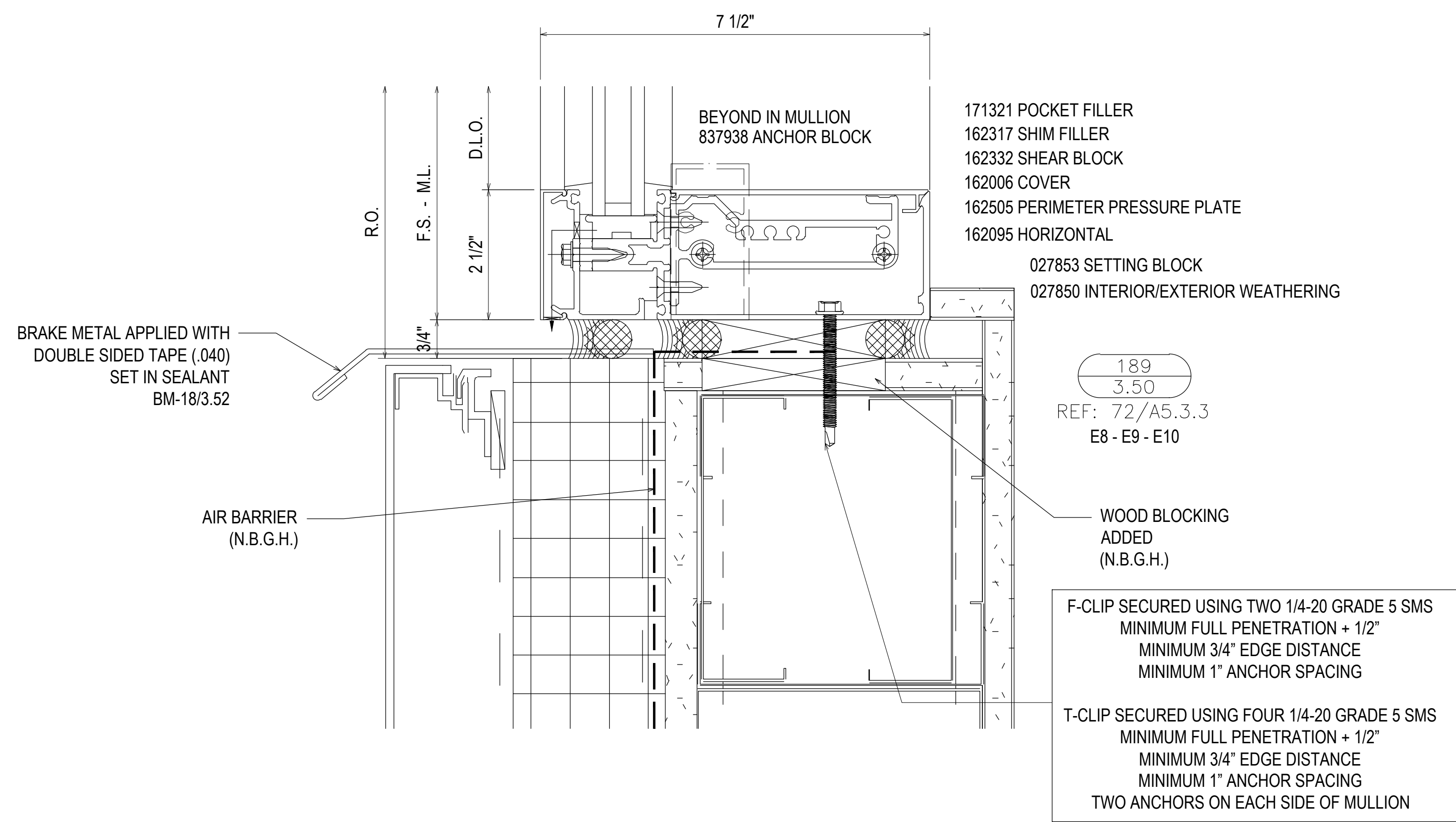
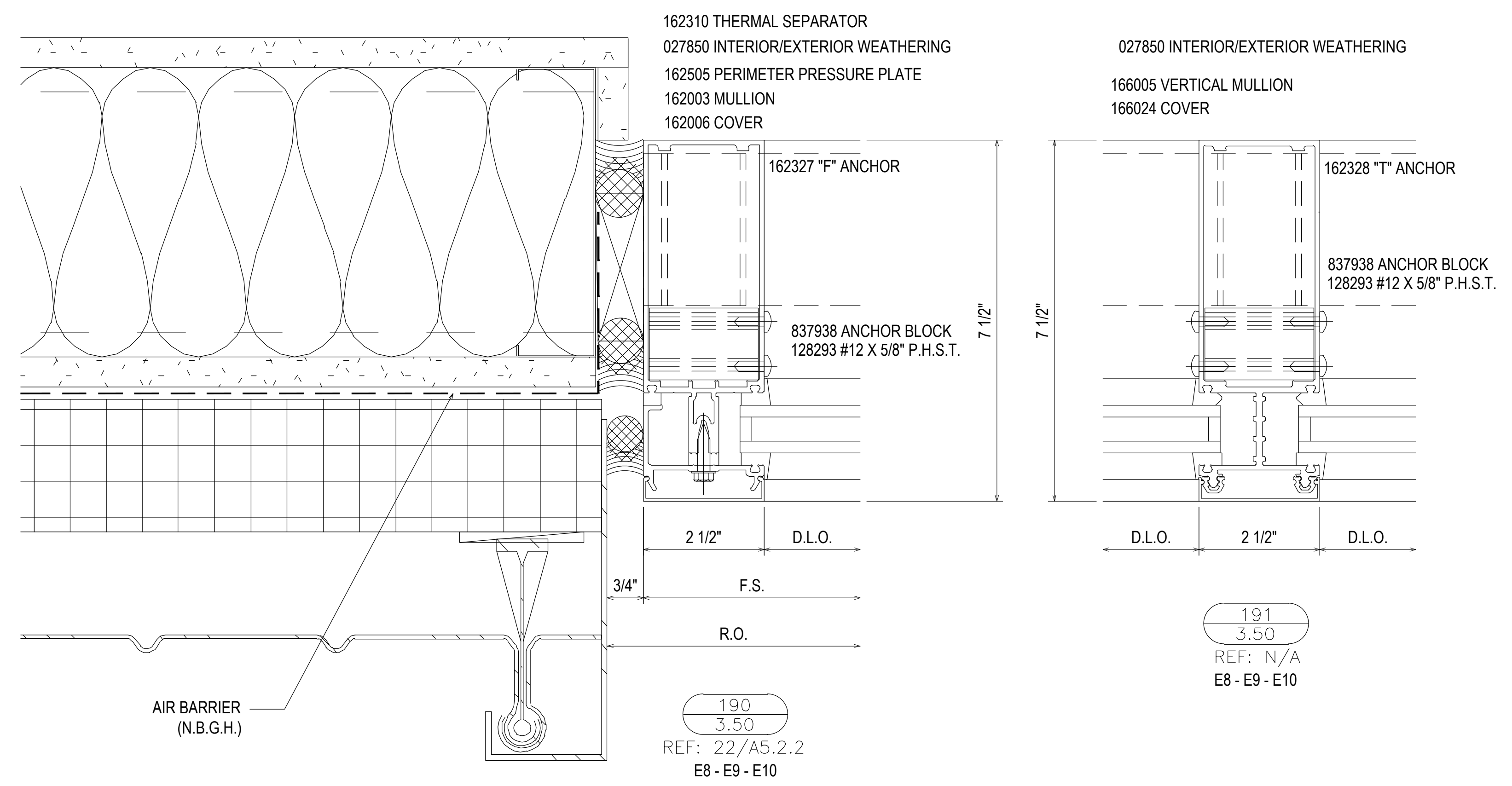
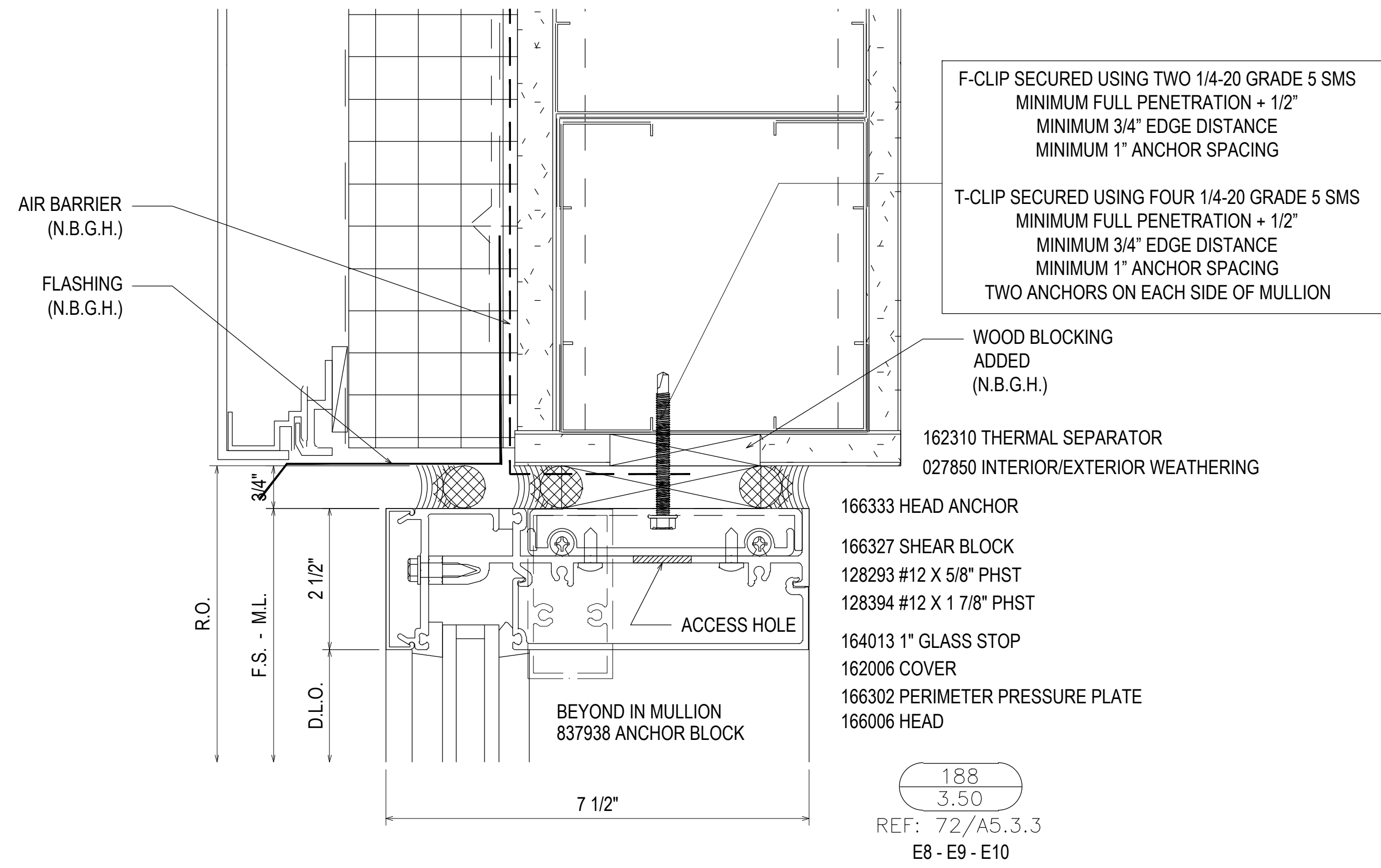
PIEDMONT ATHENS REGIONAL  
MASTER FACILITY PROJECT  
ATHENS, GA 30606



JOB # 19-017

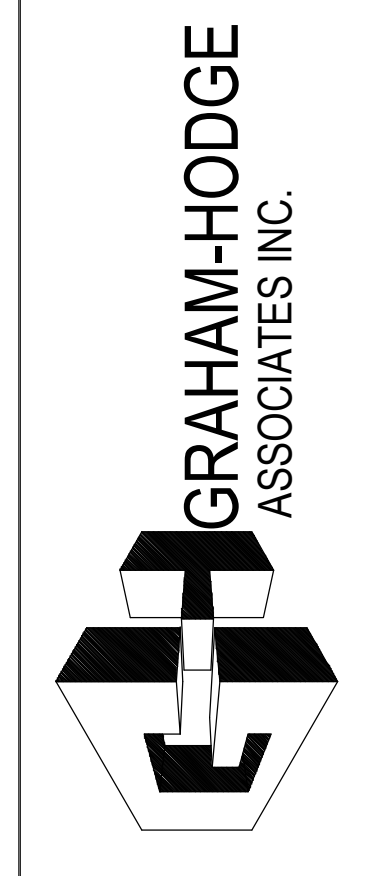
DRAWN BY:	DATE:
RA	05.27.20
CHECKED BY:	DATE:
JO	05.27.20

3.49



REVISION	DATE	DESCRIPTION	DRAWING	SUBMISSION
1ST REVISION	07.22.20			
2ND REVISION (ENGINEERING)	08.31.20			
3RD REVISION (CIV)	09.03.20			
4TH REVISION (RA)	01.19.21			
5TH REVISION - RADIUS (RA)	02.17.21			
6TH REVISION - CONNECTOR (RA)	03.31.21			
7TH REVISION - CIV (GFS)	04.12.21			
8TH REVISION - EXTEND HEAD AND NOTCH (PH)	03.01.22			

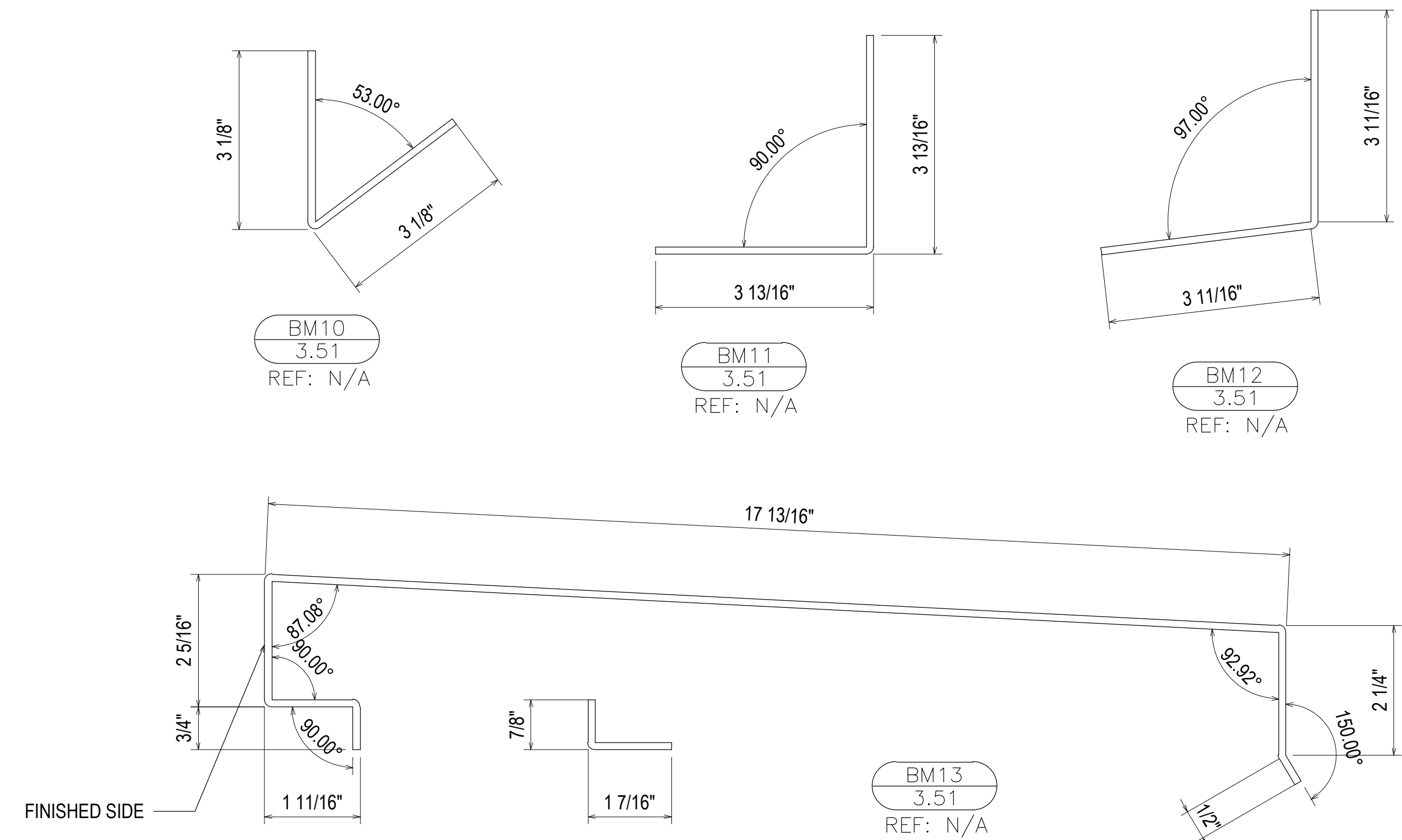
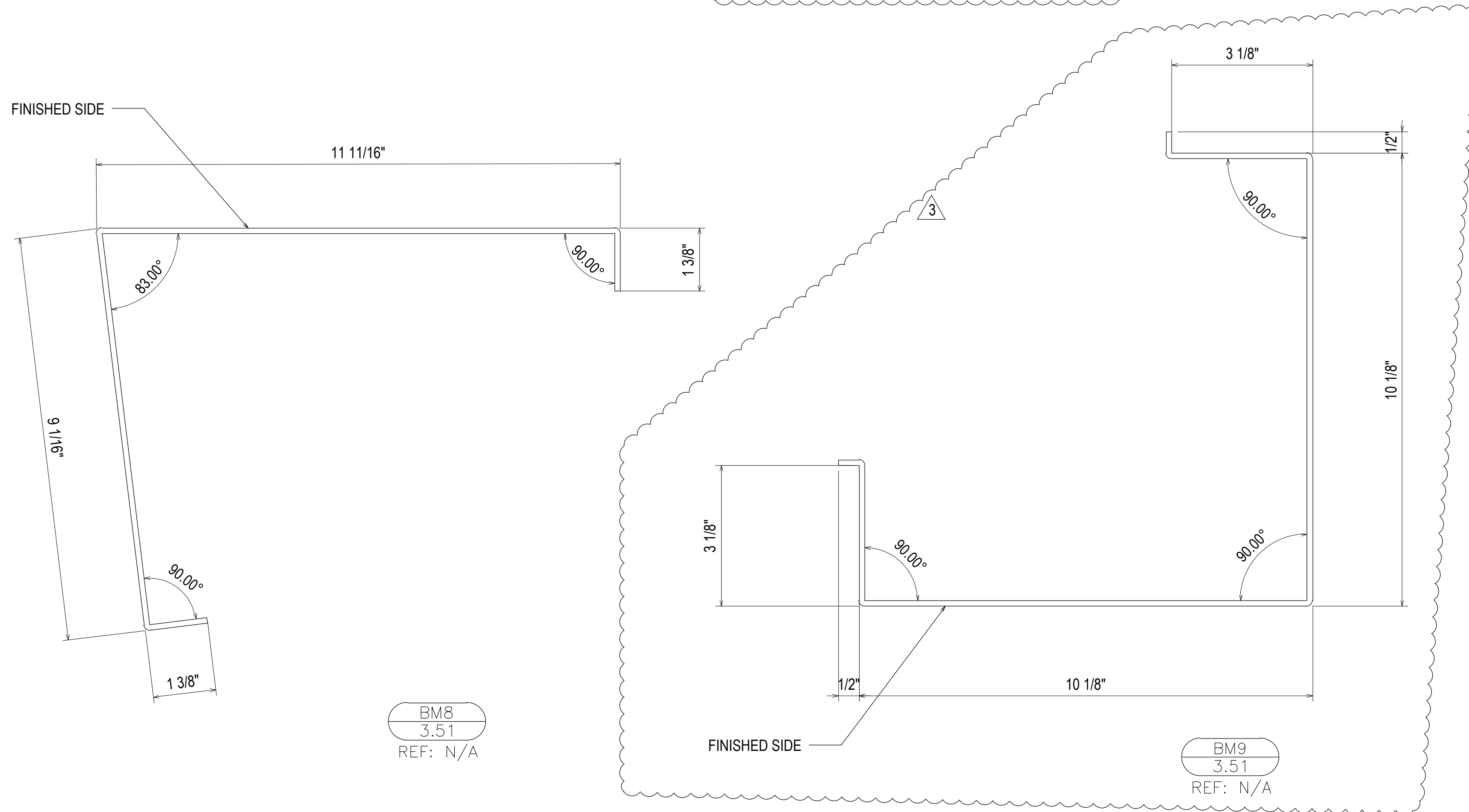
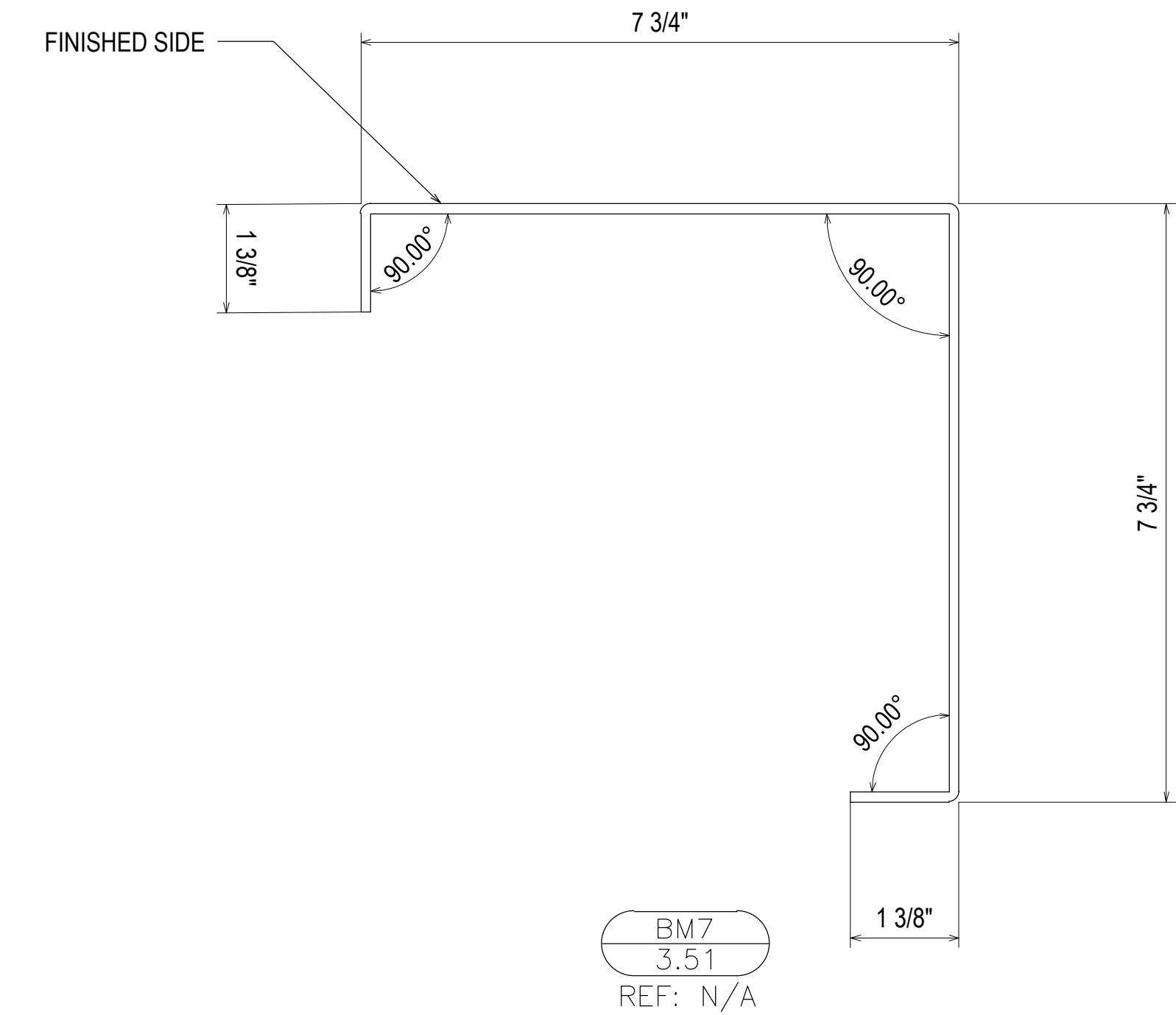
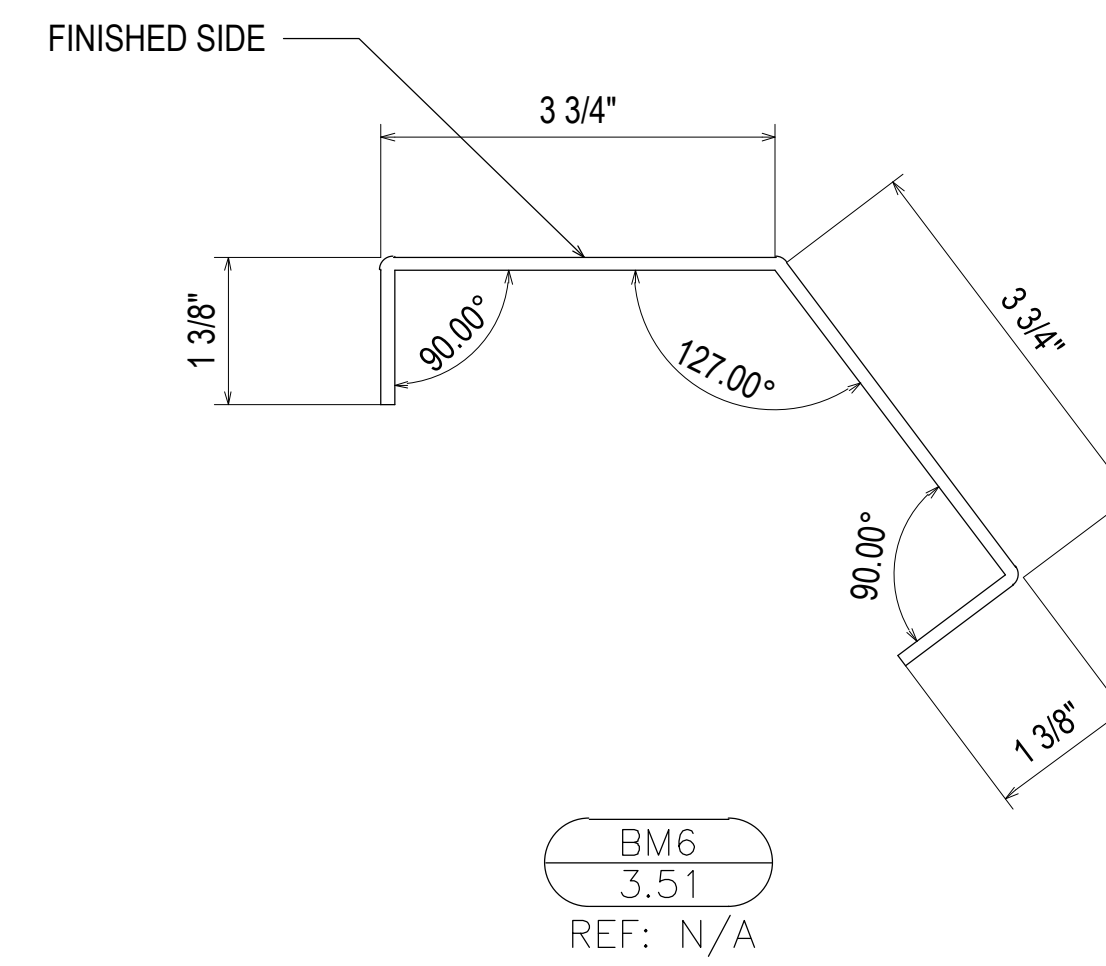
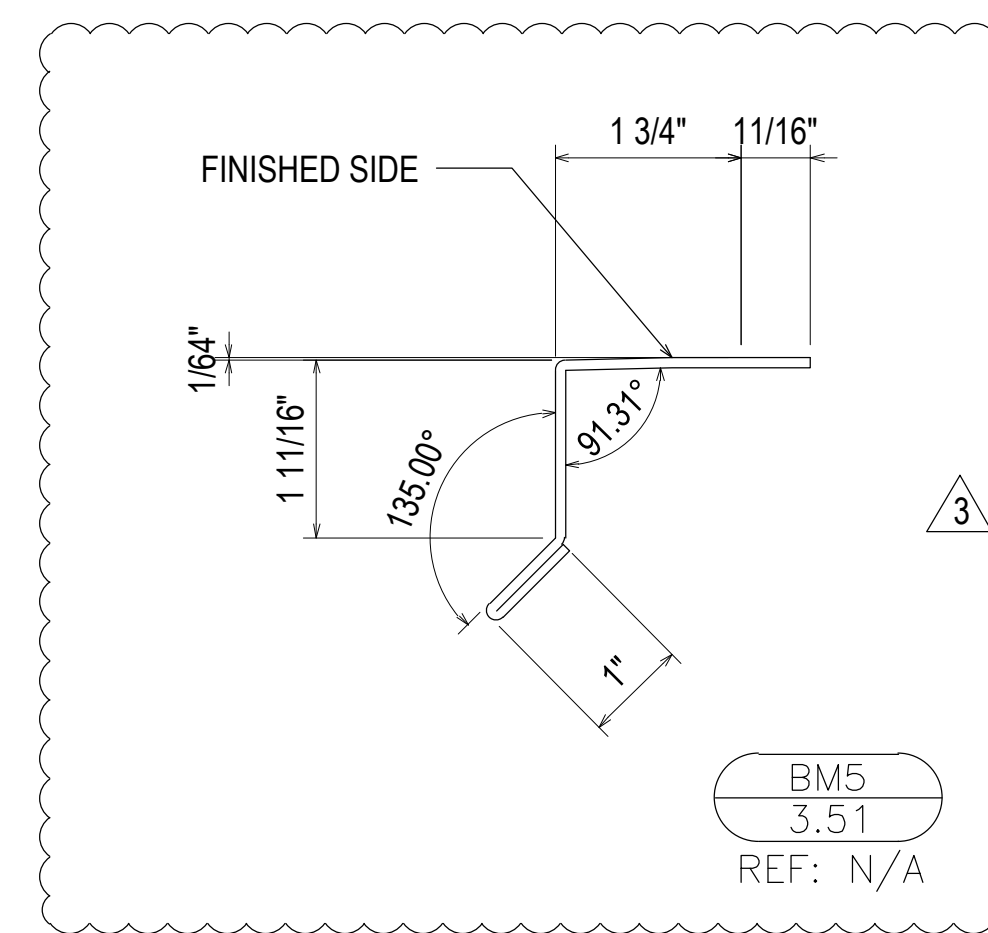
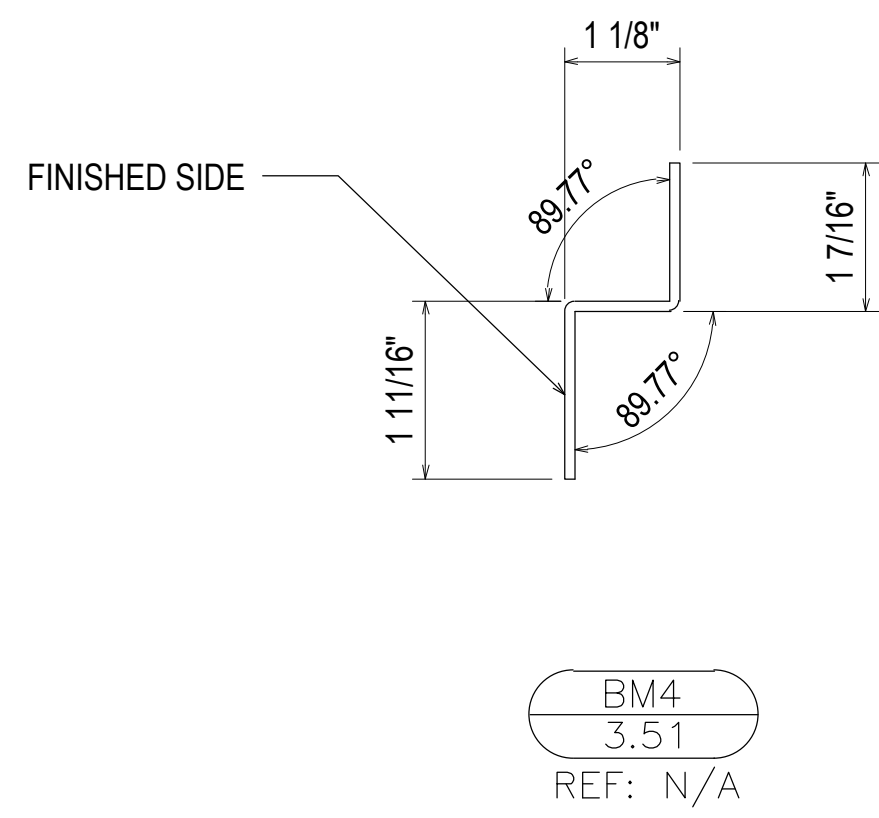
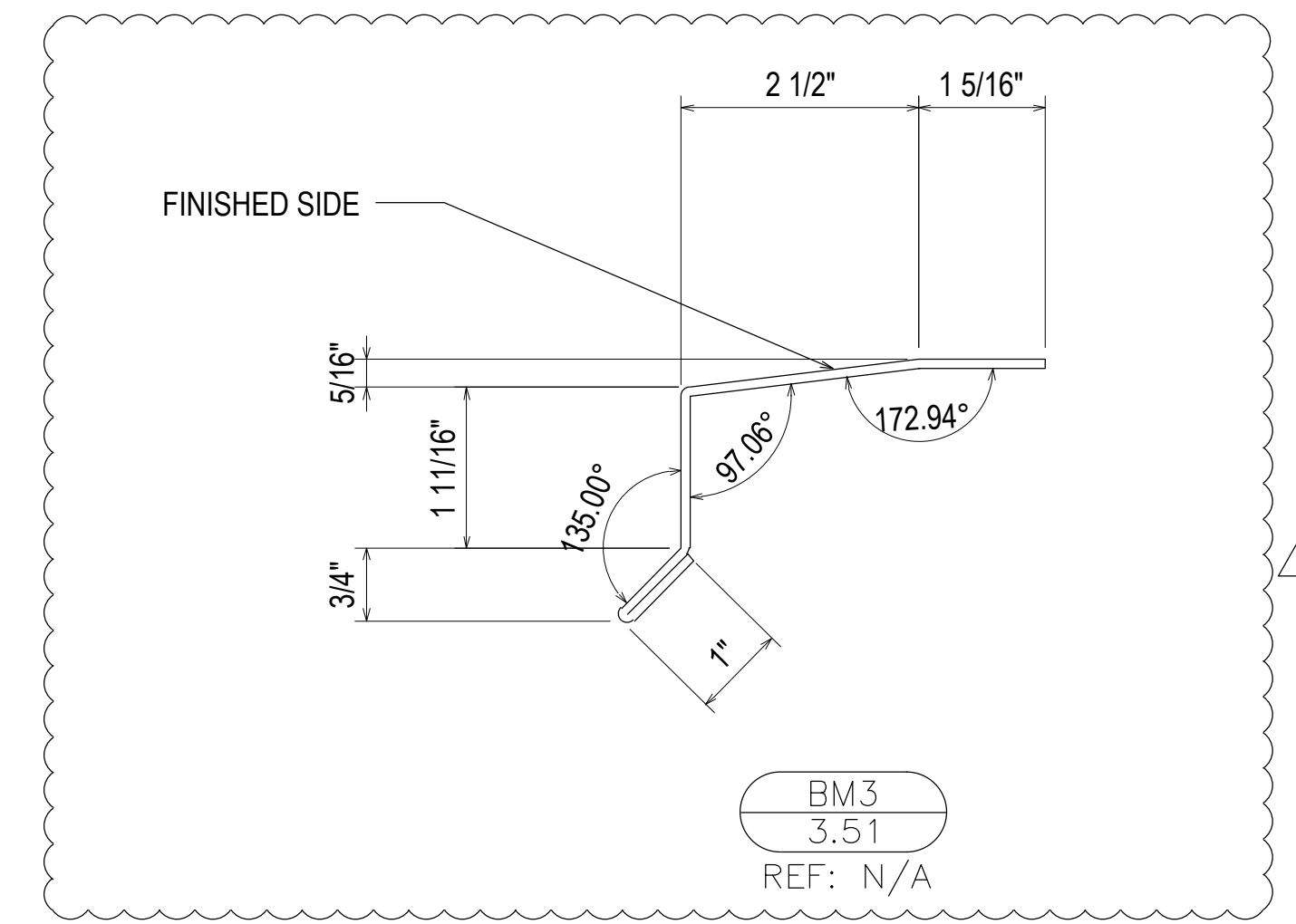
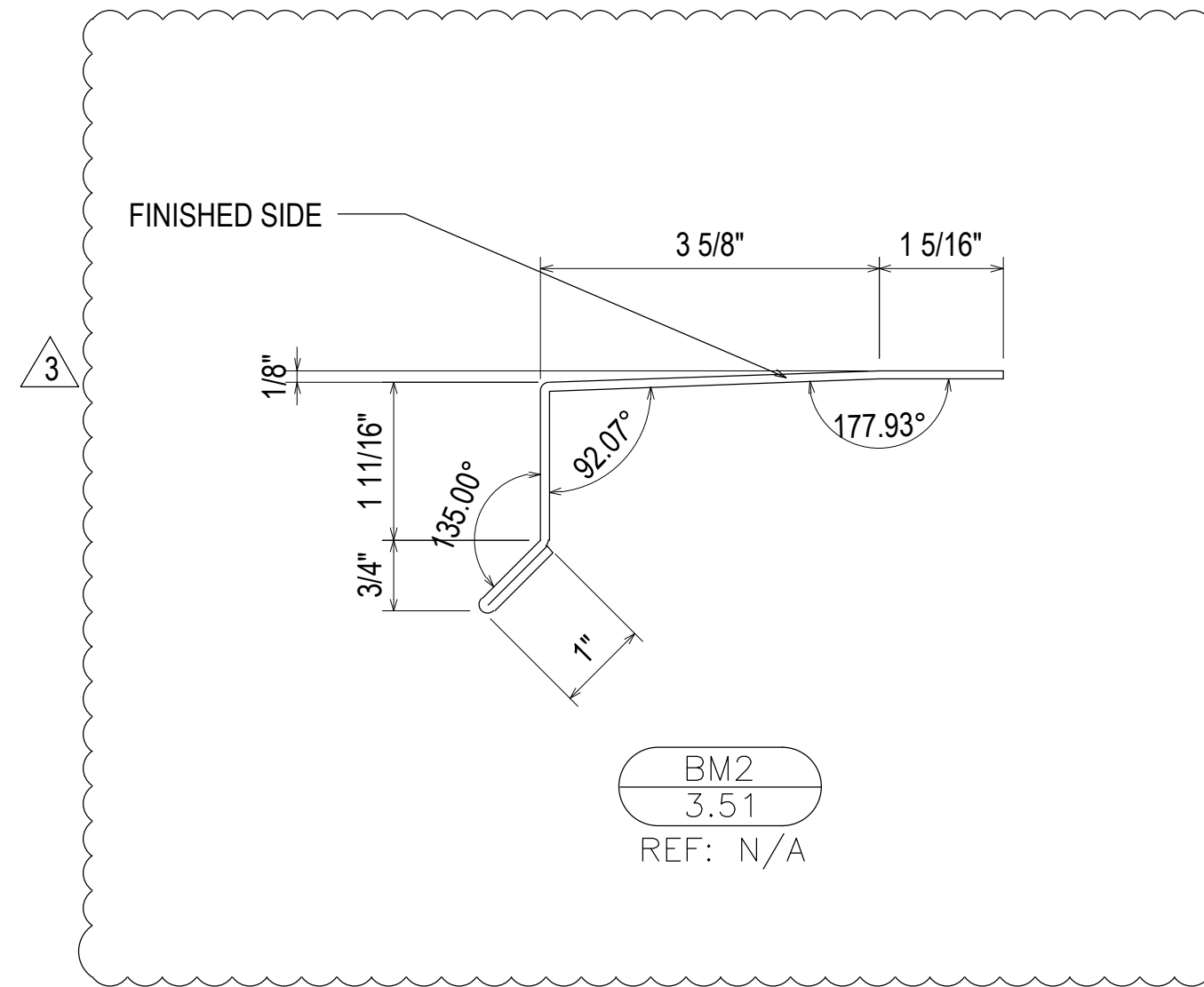
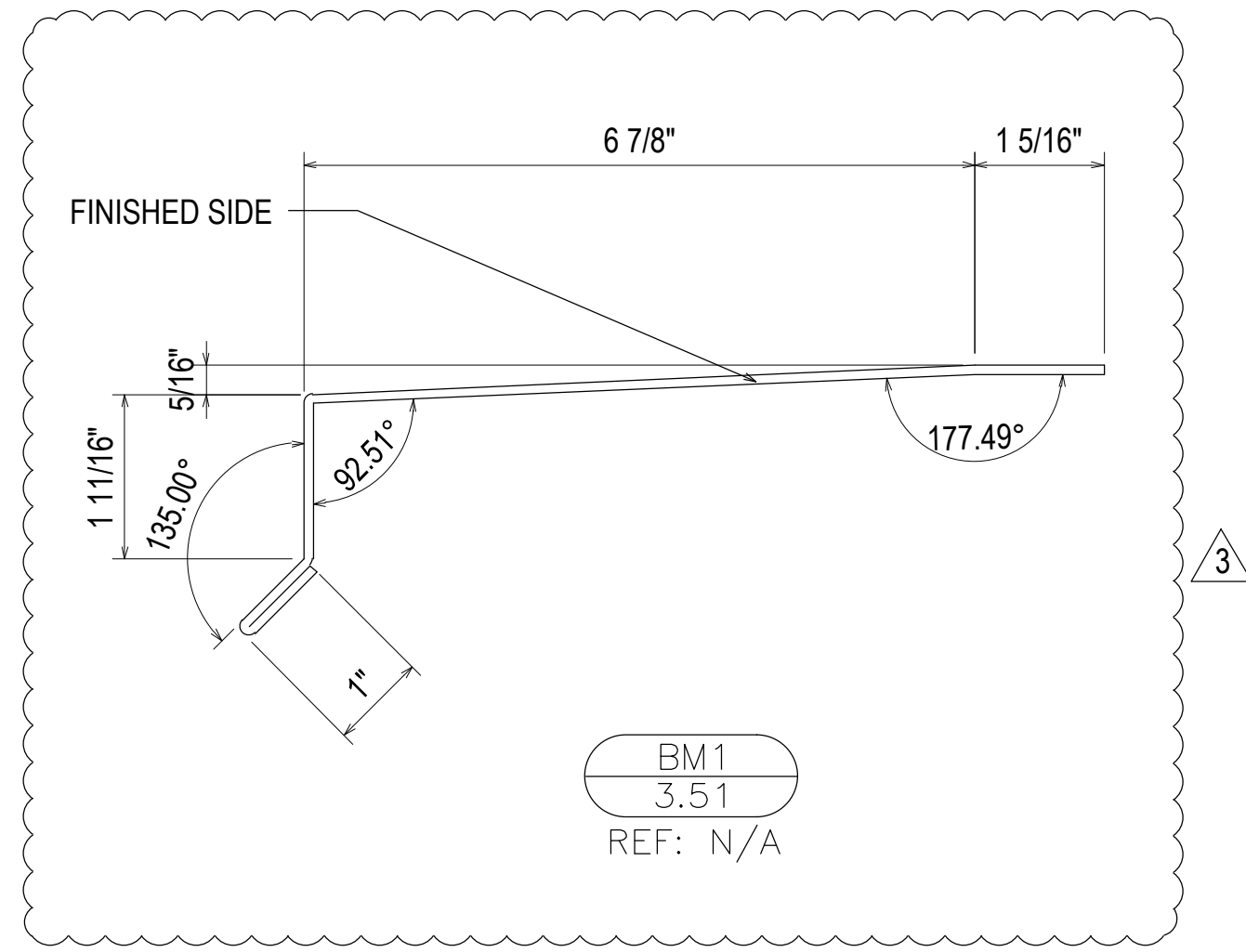
**PIEDMONT ATHENS REGIONAL  
 MASTER FACILITY PROJECT  
 ATHENS, GA 30606**



JOB # 19-017


DRAWN BY:	DATE:
RA	05.27.20
CHECKED BY:	DATE:
JO	05.27.20

3.50



NO	DATE	DESCRIPTION	DRAWING	SUBMISSION
02.17.21				
03.31.21				
04.12.21				
03.01.22				
NO				

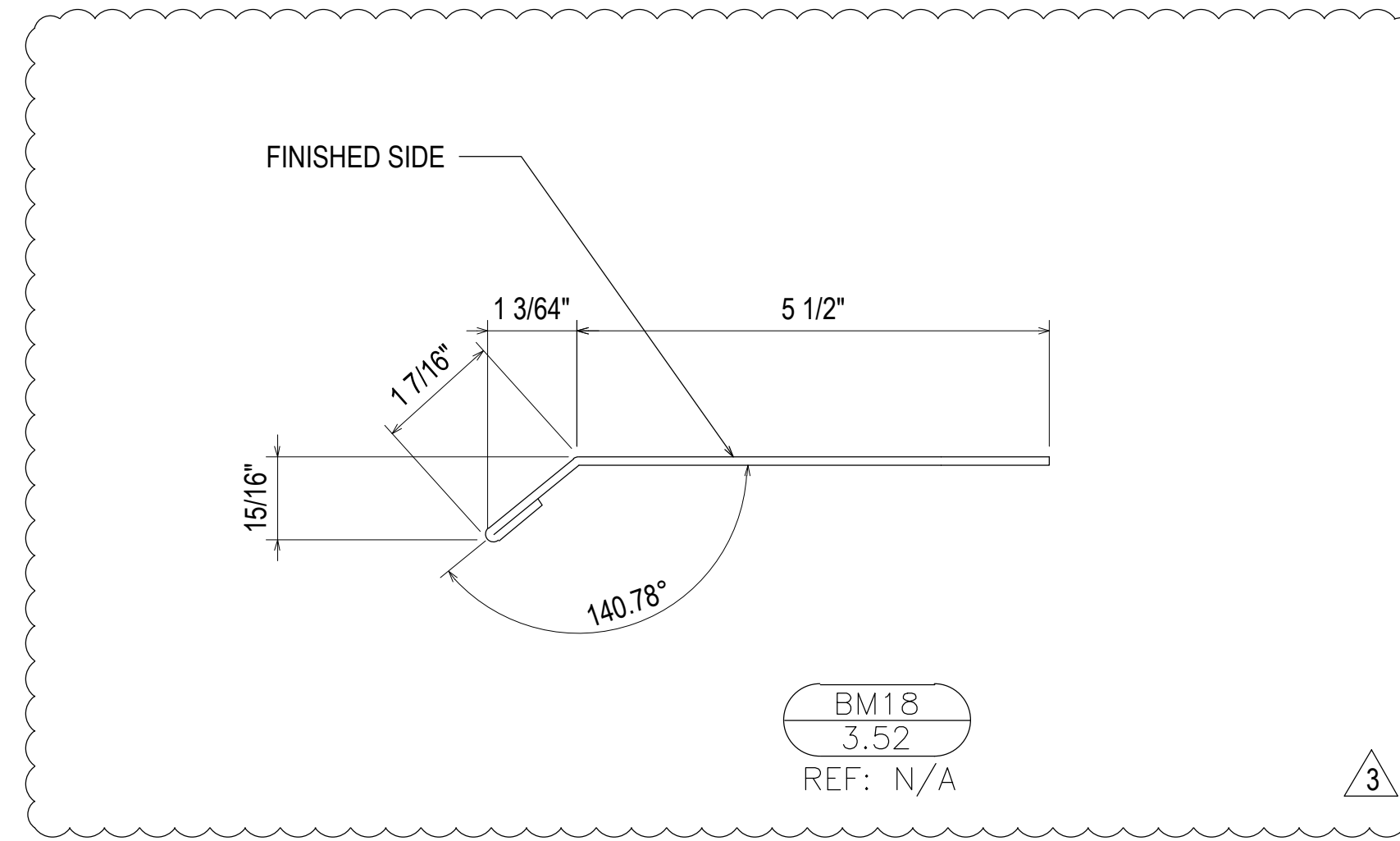
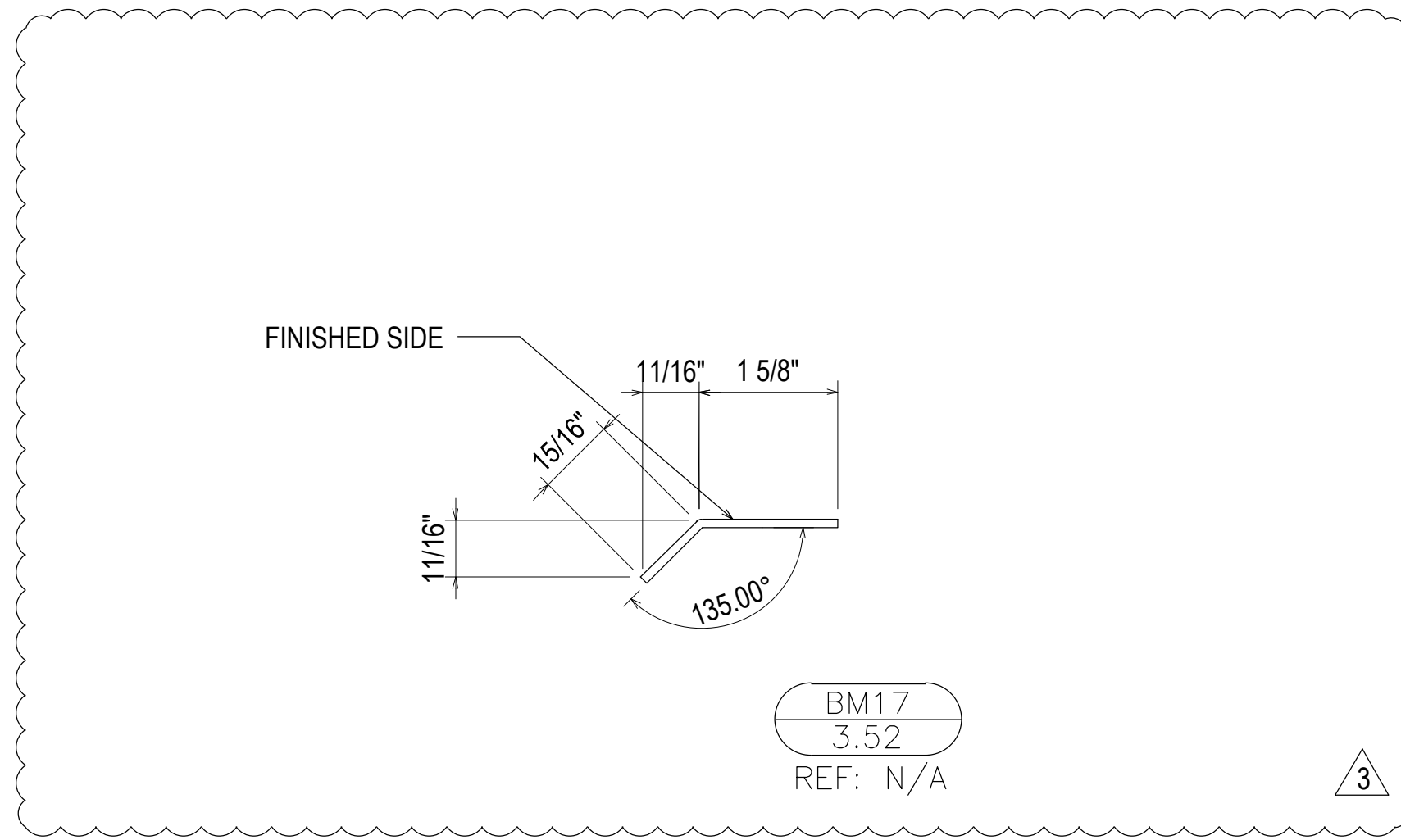
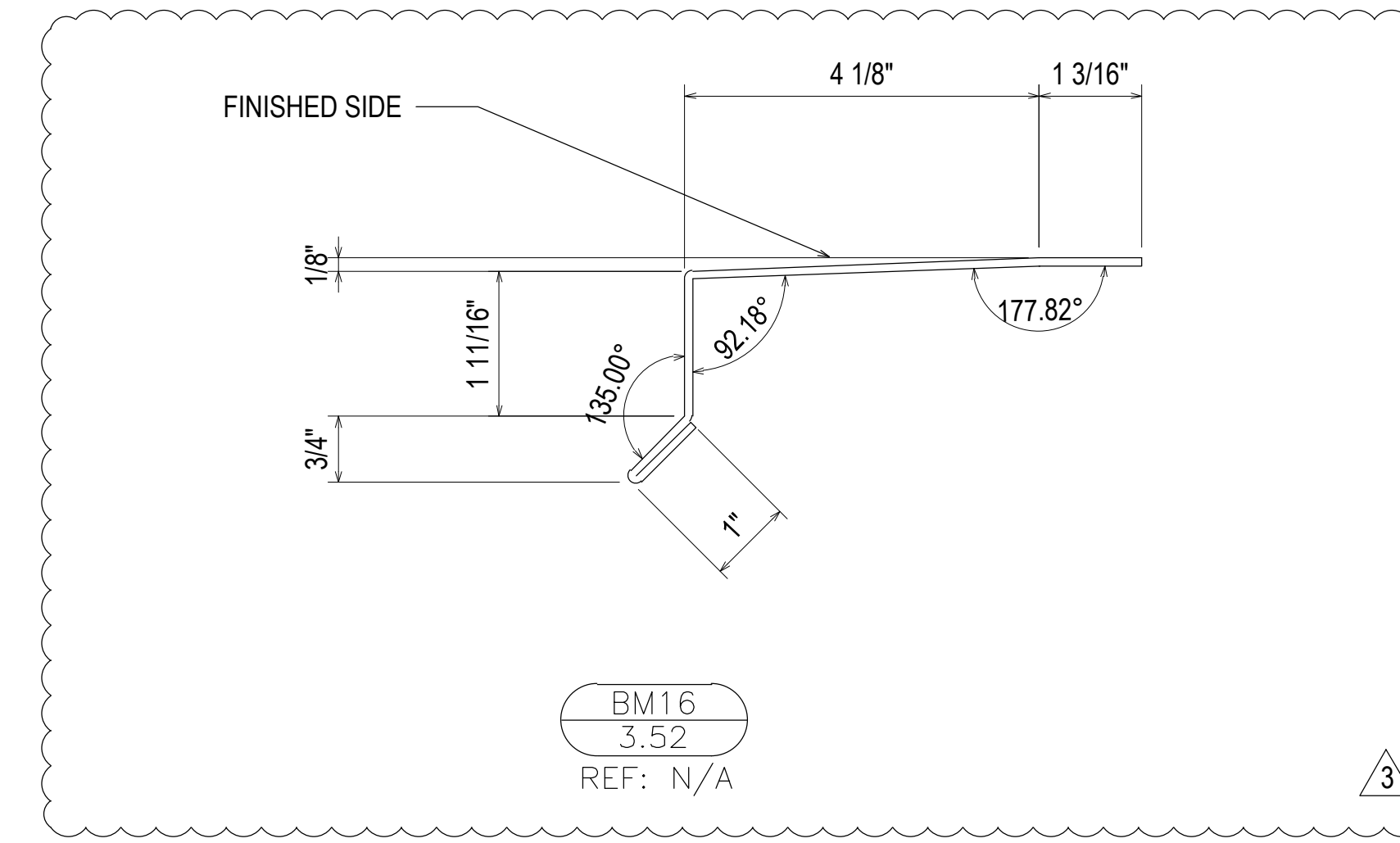
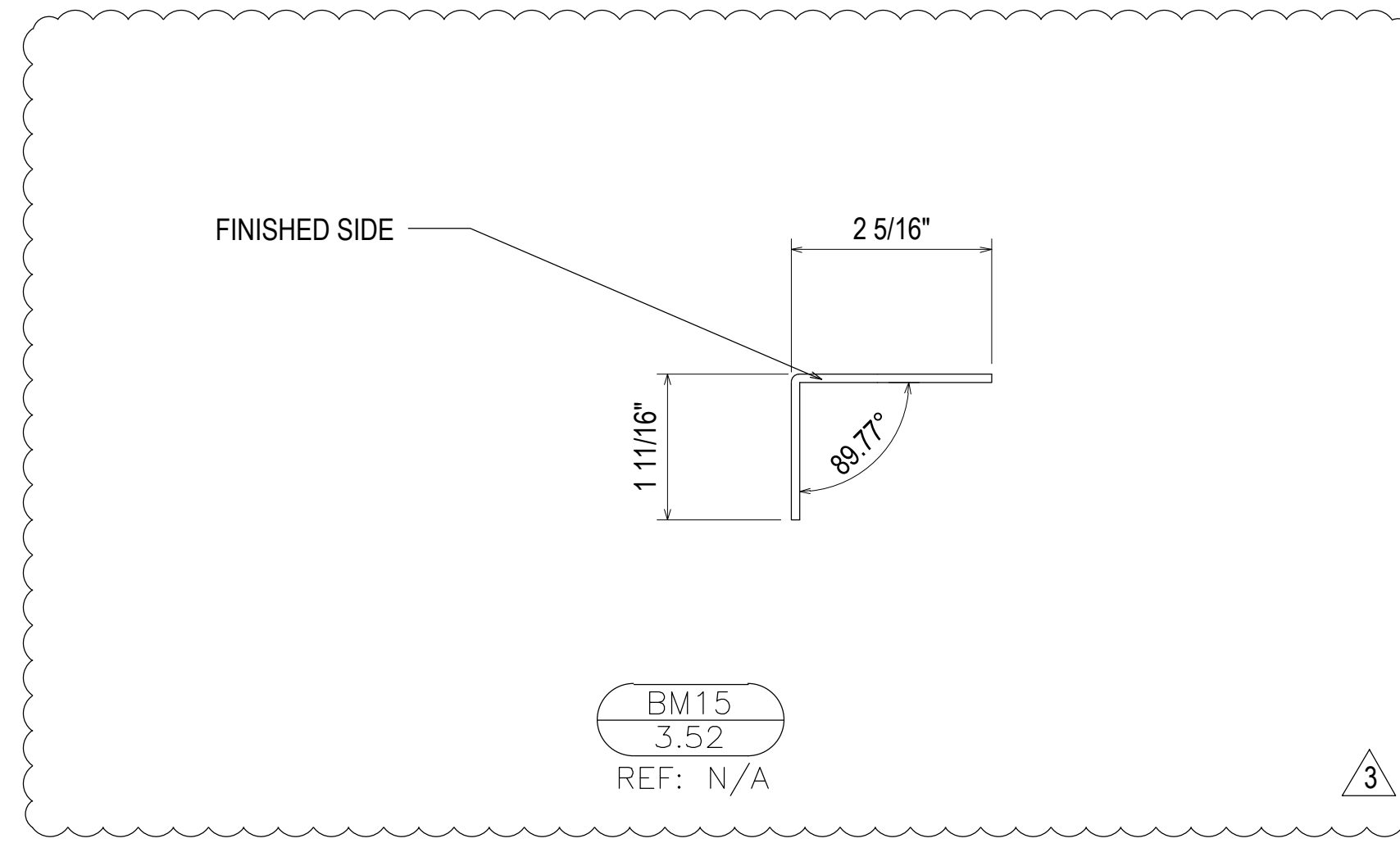
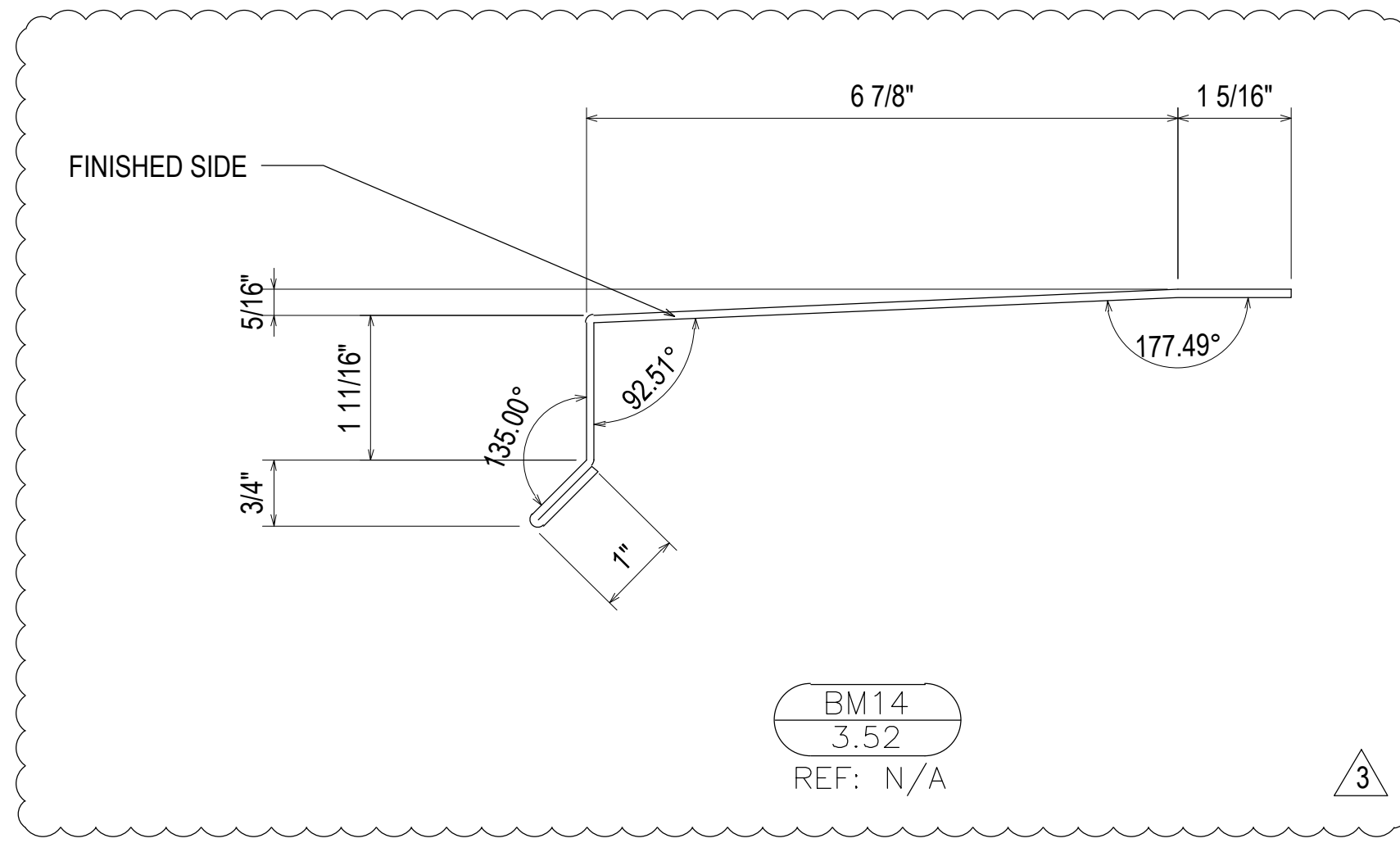
PIEDMONT ATHENS REGIONAL  
MASTER FACILITY PROJECT  
ATHENS, GA 30606



JOB # 19-017

DRAWN BY:	DATE:
RA	05.27.20
CHECKED BY:	DATE:
JO	05.27.20

3.51



NO	DATE	DESCRIPTION	NO	DATE	DESCRIPTION
1	07.22.20		1	02.17.21	
2	08.31.20	1ST REVISION	2	03.31.21	5TH REVISION - RADIUS (RA)
3	09.03.20	2ND REVISION (ENGINEERING)	3	04.10.21	6TH REVISION - CONNECTOR (RA)
4	01.19.21	3RD REVISION (CIV)	4	05.11.22	7TH REVISION - CW2.19 (GFS)
		4TH REVISION (RA)			8TH REVISION - EXTEND HEAD AND NOTCH (PH)

**PIEDMONT ATHENS REGIONAL  
MASTER FACILITY PROJECT  
ATHENS, GA 30606**

**GRAHAM-HODGE  
ASSOCIATES INC.**

**JOB # 19-017**

DRAWN BY:	DATE:
RA	05.27.20
CHECKED BY:	DATE:
JO	05.27.20