

Expanding the scope of GI

# Bravo<sup>®</sup> pH Patient Diary



## Patient Instructions

The purpose of this pH study is to monitor the frequency and duration of gastric reflux during a normal day. To get the most accurate results, you must eat, drink, work, and exercise as you normally would.

DO NOT take any antacid or anti-reflux drugs during your study unless instructed to do so by your physician. If in doubt, contact your physician.

### Recording Events

Events include meals, sleep and "other" types of activities with duration. Record an event in the Patient Diary sheet by marking the type of the event and writing down the event starting and stopping times, using the time displayed on the Bravo pH recorder. You can record a meal or a sleep event automatically also by pressing the appropriate event button on the Bravo pH Recorder.







	Meals	includes snacks
	Sleep	includes lying down
	Other	includes sports and other activities

To record "other" type events use the Patient Diary (next page).

### Recording Symptoms

Symptoms include heartburn, regurgitation, and chest pain.

Record a symptom in the Patient Diary by marking the type of the symptom and writing down the symptom appearance time using the time displayed on the Bravo pH Recorder. You can record a symptom automatically also by pressing the appropriate symptom button on the Bravo pH Recorder.

Symptom Button	Symptom Icon
	
	
	

The green indicator light turns on for 3 seconds and a beep is heard (if the audio alert feature is turned on). This tells you that the symptom was recorded.

### Recorder Placement when lying down

You may remove the Bravo pH recorder when lying down or you may leave it on you. If you choose to remove it, place it on a stable surface within arm's length of your chest with the display facing up and the symptom buttons facing towards you.



### Recorder Out of Range

If the Bravo pH recorder is too distant from the Bravo pH capsule and reception is weak, it beeps for 30

seconds and the icon **1** (for 48-hour procedure) or

**2** (for 96-hour procedure) disappears from the screen to indicate loss of communication. **Move the recorder closer to you until the beep stops and**

**the 1 or 2 icon reappears on the screen.**

If you have any questions or encounter technical issues during your study, call

at \_\_\_\_\_

At the completion of your pH study, return the Bravo pH recorder and your Patient Diary to the Endoscopy/GI Lab at:

Manufactured by:

# GIVEN<sup>®</sup> IMAGING

Given Imaging  
3950 Shackleford Road  
Duluth, GA 30096, United States  
www.givenimaging.com

