






LED Highbay RETROFIT with INTERNAL DRIVER KITS

Model	Image	Power	Description	Luminous Flux(lm)	LED chip	Beam angle	IP Grade	Base	Dimension	PRICE
RMS-120D-K9 PHILIPS SERIES (80W,100W,120W)										
RMS-120D-K9-80W		80W	AC100-277V, 50-60Hz, CCT: 2700K-6500K; CRI≥70, PF≥ 0.9,	9600lm±10%	120LEDs, philips3030 PHILIPS	120°	IP65	E39, EX39,E40	6.1*7.36 inches	CALL
RMS-120D-K9-100W		100W	AC100-277V, 50-60Hz, CCT: 2700K-6500K; CRI≥70, PF≥ 0.9,	12000lm±10%	150LEDs, philips3030 PHILIPS	120°	IP65	E39, EX39,E40	7.36*7.75 inches	CALL
RMS-120D-K9-120W		120W	AC100-277V, 50-60Hz, CCT: 2700K-6500K; CRI≥70, PF≥ 0.9,	14400lm±10%	108LEDs Cree XTE CREE ⇩	120°	IP65	E39, EX39,E40	6.1*8.15 inches	CALL

This Retrofit has NO FAN to wear out or attract dust, making it suitable for use in totally enclosed canopy or highbay luminaries.