


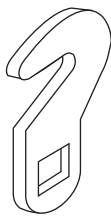
THREADED SHAFT LOCK



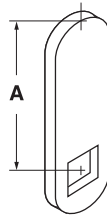
- 'A' dimension: 8"
- 'B' dimension: 5/8"
- 'C' dimension: 1-1/2"
- Key pulls at 12 & 6
- GEM 7 pin tumbler security lock

MFG #	FINISH	KEYING	EZ #
TS1058BD KA27379	Nickel	KA 27379	039991
TS1058BD KD	Nickel	KD	003906

SPECIALTY CAMS



HOOK




STRAIGHT

- Works with LSDA CL series cam locks

MFG #	TYPE	"A" LENGTH	EZ #
201	Hook	1-3/4"	039122
SF2400	Straight	1-1/2"	039165
SF2800	Straight	1-3/4"	039166
SF3200	Straight	2"	084879
SF4000	Straight	2-1/2"	039167
SF4800	Straight	3"	070294

WOOD & GLASS SHOWCASE LOCK



- 2 one-way bars, wood & glass
- Removable cylinder for rekeying
- Anti-spread housing

MFG #	FINISH	KEYING	EZ #
MFWSG29000KA3085	Nickel	KA 3085	027911

REKEYING KITS & ANCHOR PLATE



AP1



RKK130

AP1

- Cam lock anchor plate
- .630 flats

RKK130

- Universal wafer kit for MFW23000 & MFW24000

MFG #	DESCRIPTION	EZ #
AP1	Camlock Anchor Plate	030074
RKK110	GEM Pin Kit For MFW1000 Series	026360
RKK130	Wafer Kit For MFW23000 & 24000 Series	026363