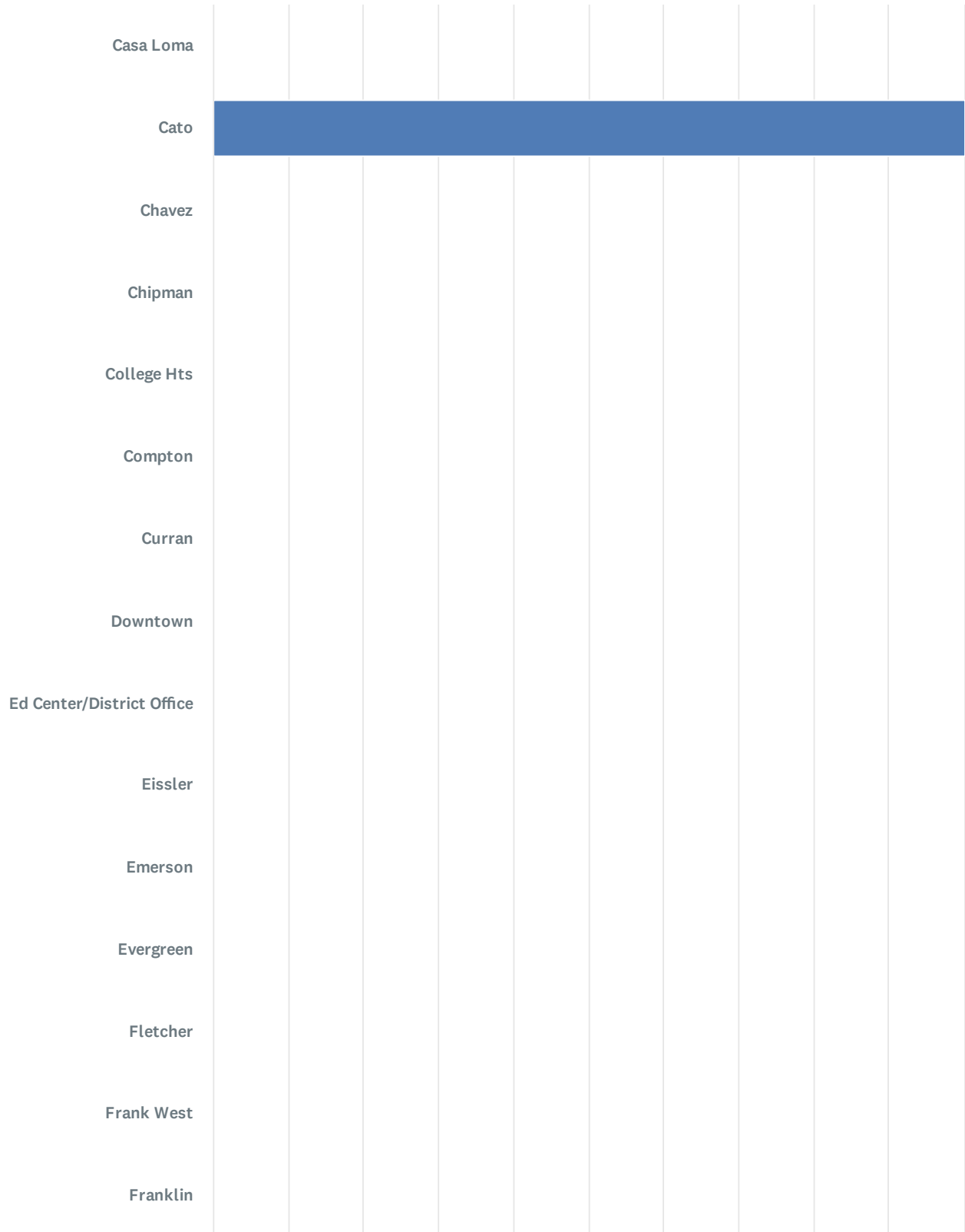
























Q1 School Site (If you work at multiple sites, choose your home site OR complete a survey for each site at which you spend significant time.)

Answered: 9 Skipped: 0







2025-2026 BETA Administration/Site Climate Survey

Answer Choices	Percentage	Responses
 Casa Loma	0%	0
 Cato	100.00%	9
 Chavez	0%	0
 Chipman	0%	0
 College Hts	0%	0
 Compton	0%	0
 Curran	0%	0
 Downtown	0%	0
 Ed Center/District Office	0%	0
 Eissler	0%	0
 Emerson	0%	0
 Evergreen	0%	0
 Fletcher	0%	0
 Frank West	0%	0
 Franklin	0%	0
 Fremont	0%	0
 Garza	0%	0
 Harding	0%	0
 Harris	0%	0
 Horace Mann	0%	0
 Hort	0%	0
 Jefferson	0%	0
Total		9

2025-2026 BETA Administration/Site Climate Survey

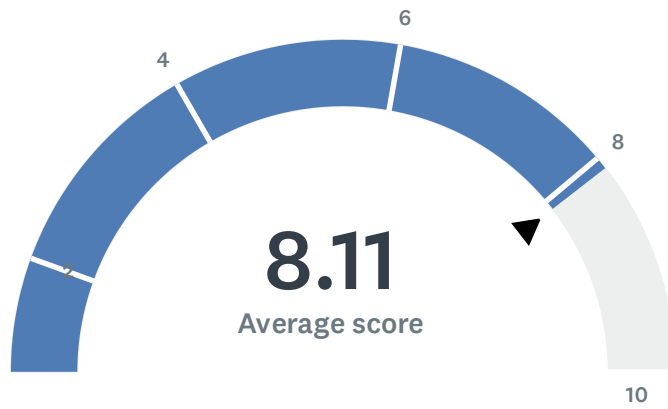
Answer Choices	Percentage	Responses
● Lincoln Jr. High	0%	0
● Longfellow	0%	0
● McKinley	0%	0
● MLK	0%	0
● Mt.Vernon	0%	0
● Munsey	0%	0
● Nichols	0%	0
● Noble	0%	0
● Owens Elementary	0%	0
● Pauly	0%	0
● Pioneer	0%	0
● Rafer Johnson	0%	0
● Roosevelt	0%	0
● School Nurse	0%	0
● Sequoia	0%	0
● Sierra	0%	0
● Stella Hills	0%	0
● Stiern	0%	0
● Thorner	0%	0
● VAPA	0%	0
● Voorhies	0%	0
● Washington	0%	0
Total		9

2025-2026 BETA Administration/Site Climate Survey

Answer Choices	Percentage	Responses
 Wayside	0%	0
 William Penn	0%	0
 Williams	0%	0
 Other (please specify) Show responses	0%	0
Total		9

Q2 Site administration is sensitive to the needs of students, staff, and the community.

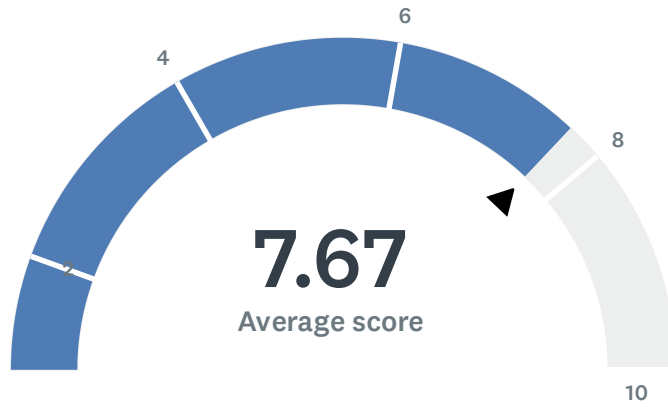
Answered: 9 Skipped: 0



Basic statistics (i)				
Minimum	Maximum	Median	Mean	Standard Deviation
5.00	10.00	8.00	8.11	1.73

Q3 Site administration treats staff with respect; you feel like a valued member of a team.

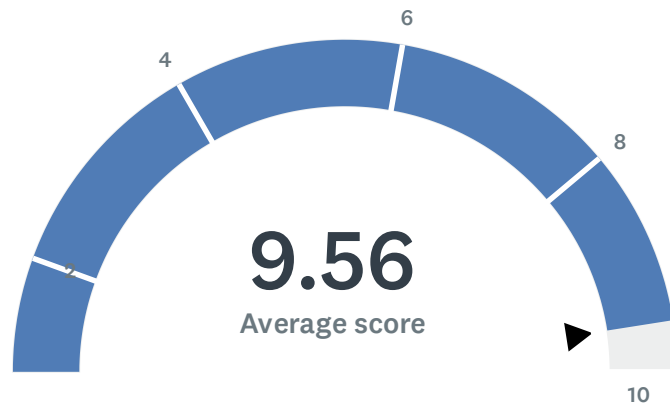
Answered: 9 Skipped: 0



Basic statistics (i)				
Minimum	Maximum	Median	Mean	Standard Deviation
4.00	10.00	9.00	7.67	2.54

Q4 Site administration conducts classroom visits in the least disruptive manner and leaves timely feedback (within 48 hours).

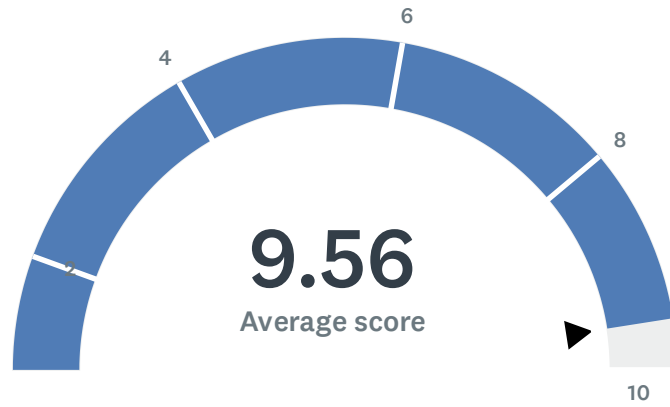
Answered: 9 Skipped: 0



Basic statistics (i)				
Minimum	Maximum	Median	Mean	Standard Deviation
8.00	10.00	10.00	9.56	0.68

Q5 Site administration follows the contract and respects personal rights.

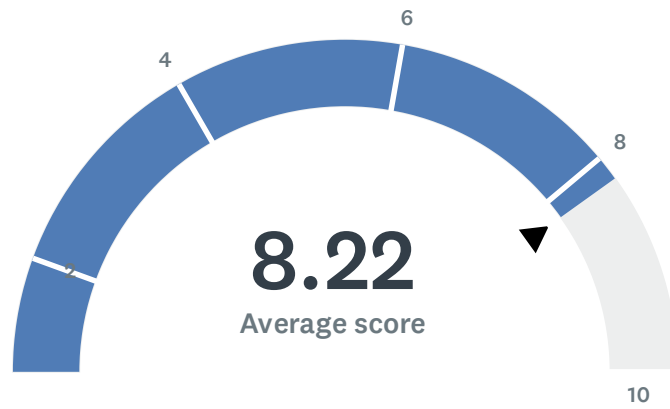
Answered: 9 Skipped: 0



Basic statistics (i)				
Minimum	Maximum	Median	Mean	Standard Deviation
9.00	10.00	10.00	9.56	0.50

Q6 Administration utilizes staff according to their job description (ie. Coaches, APL's, Specialists & Staff).

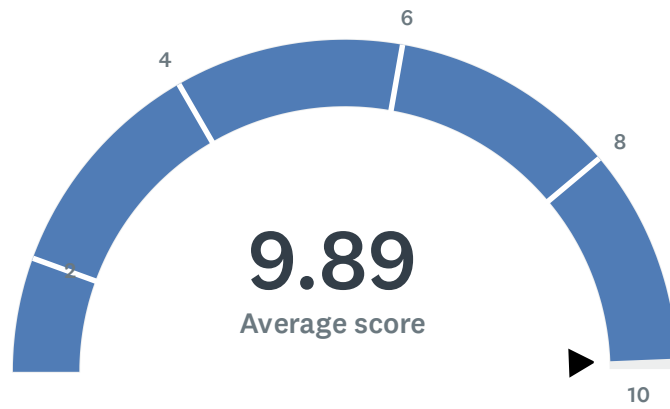
Answered: 9 Skipped: 0



Basic statistics (i)				
Minimum	Maximum	Median	Mean	Standard Deviation
4.00	10.00	8.00	8.22	1.81

Q7 Administration maintains open communication with staff, parents, and students.

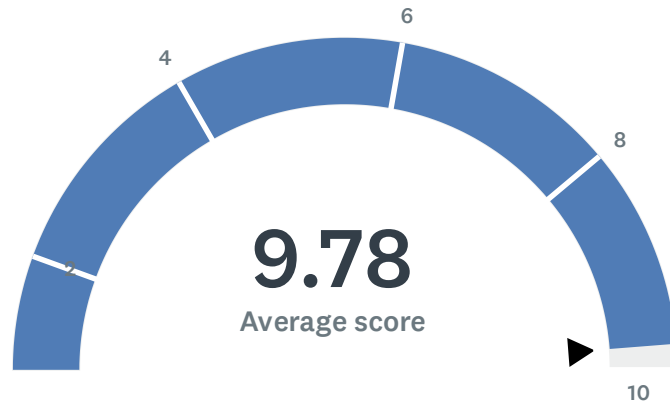
Answered: 9 Skipped: 0



Basic statistics (i)				
Minimum	Maximum	Median	Mean	Standard Deviation
9.00	10.00	10.00	9.89	0.31

Q8 Administration supports staff against attacks and criticism from parents.

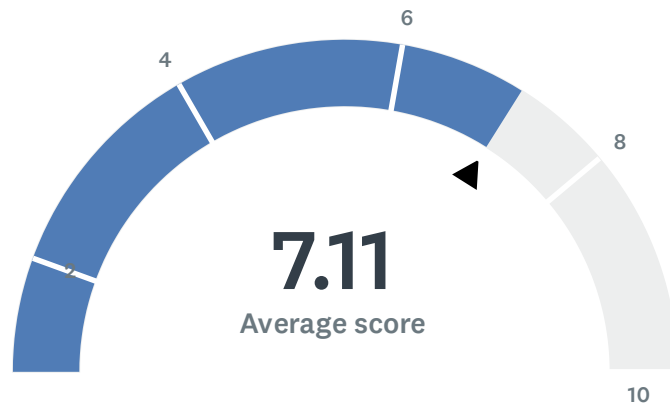
Answered: 9 Skipped: 0



Basic statistics (i)				
Minimum	Maximum	Median	Mean	Standard Deviation
9.00	10.00	10.00	9.78	0.42

Q9 Site administration treats all teachers equally; there is no preferential treatment.

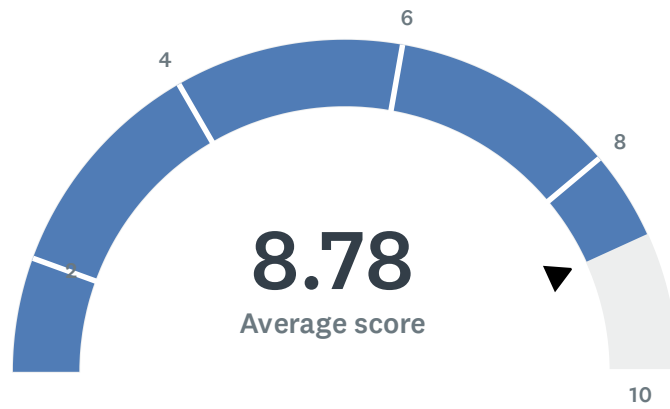
Answered: 9 Skipped: 0



Basic statistics (i)				
Minimum	Maximum	Median	Mean	Standard Deviation
3.00	10.00	9.00	7.11	3.07

Q10 Site administration has been supportive and minimizes additional stress.

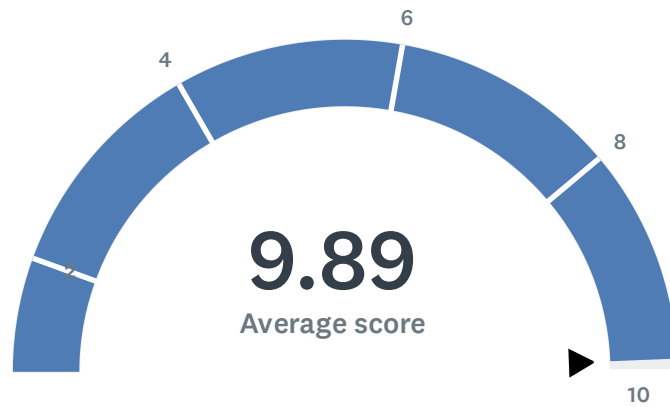
Answered: 9 Skipped: 0



Basic statistics (i)				
Minimum	Maximum	Median	Mean	Standard Deviation
7.00	10.00	10.00	8.78	1.40

Q11 Administration communicates expectations and information in an effective and timely manner.

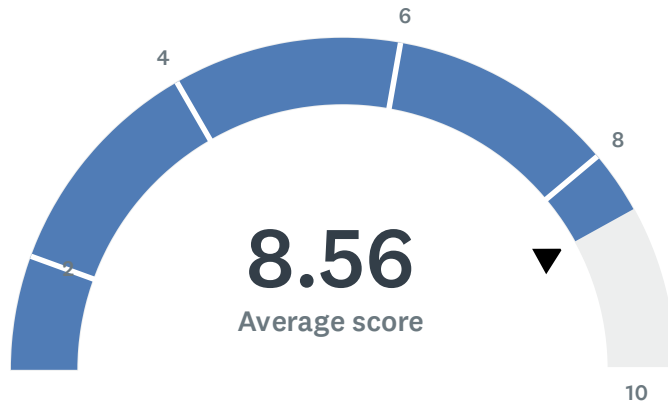
Answered: 9 Skipped: 0



Basic statistics (i)				
Minimum	Maximum	Median	Mean	Standard Deviation
9.00	10.00	10.00	9.89	0.31

Q12 Your site administration ensures positive working conditions at your worksite.

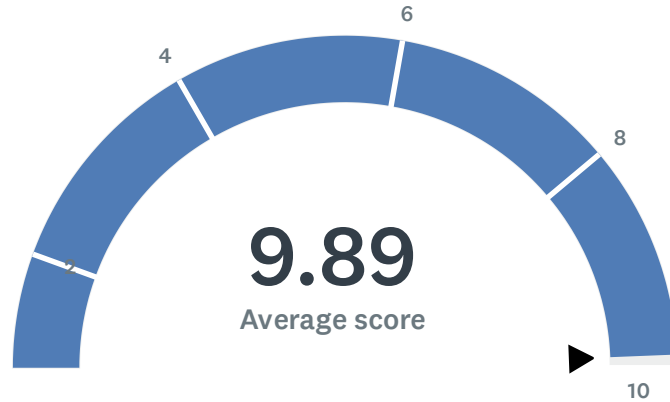
Answered: 9 Skipped: 0



Basic statistics (i)				
Minimum	Maximum	Median	Mean	Standard Deviation
6.00	10.00	9.00	8.56	1.50

Q13 Site administration is thoughtful/smart when calling "Inclement Weather" (rainy day, extreme temperatures, too windy, air quality, etc.) schedule.

Answered: 9 Skipped: 0



Basic statistics (i)				
Minimum	Maximum	Median	Mean	Standard Deviation
9.00	10.00	10.00	9.89	0.31

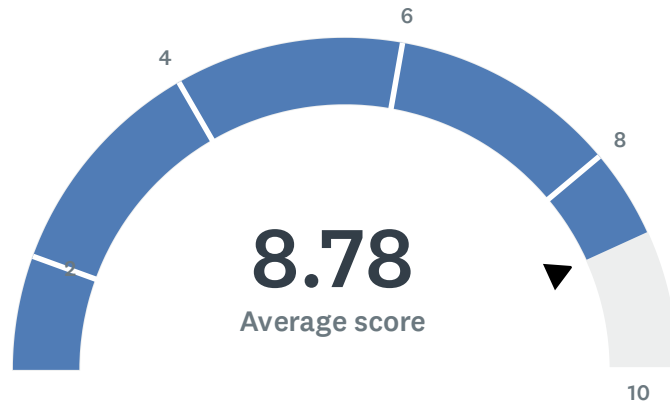
Q14 Do you have any comments, thoughts, or concerns about site administration?

Answered: 5 Skipped: 4

#	RESPONSES	DATE
1	I am very happy with my site Administration. Our school culture is positive and it is a great place to work, which I feel is largely in part due to our Administrations efforts.	
2	Our administration does a great job. I feel like a valued member of the staff. The biggest concern at our site is that other staff members continuously disrupt our teaching time. This can be in different forms. There are constant phone calls during class time to pull students out of class for various reasons. Certain staff members play music very loud outside that has a negative affect on student behavior and concentration. This has been going on for almost two years and continues to happen even after multiple complaints.	
3	The admins are mostly fine, but it's pretty clear that certain people are favored.	
4	A culture of exclusivity and favoritism appears to be somewhat present, with some staff members' actions being disregarded to avoid conflict.	
5	This is a great place to work. Administration is very supportive of teachers and students.	

Q15 Site staff is involved in setting school policies and budgetary priorities.

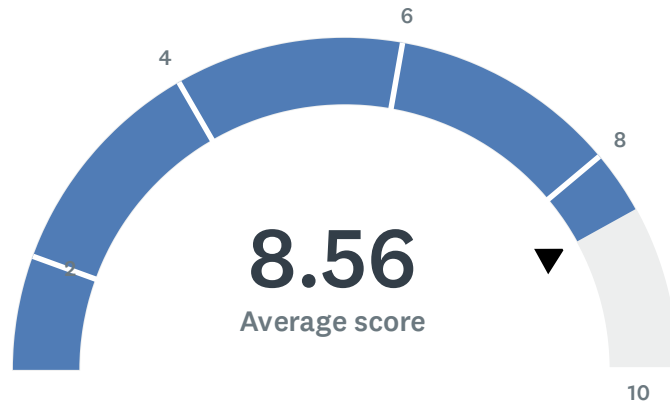
Answered: 9 Skipped: 0



Basic statistics ⓘ				
Minimum	Maximum	Median	Mean	Standard Deviation
5.00	10.00	10.00	8.78	1.69

Q16 Site meetings are productive and not excessive.

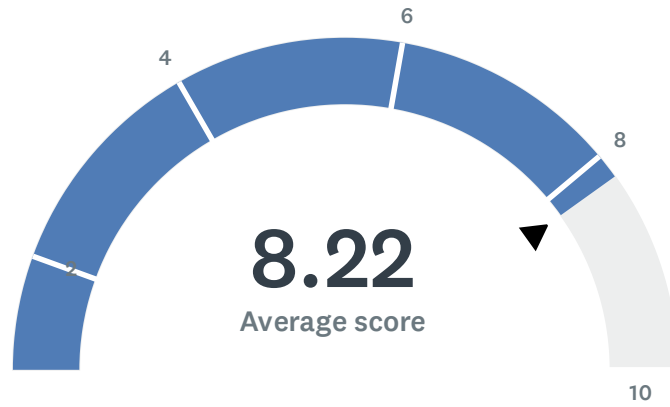
Answered: 9 Skipped: 0



Basic statistics (i)				
Minimum	Maximum	Median	Mean	Standard Deviation
6.00	10.00	10.00	8.56	1.71

Q17 Meetings, 504s, and/or IEPs scheduled outside of contractually guaranteed planning/preparation time?

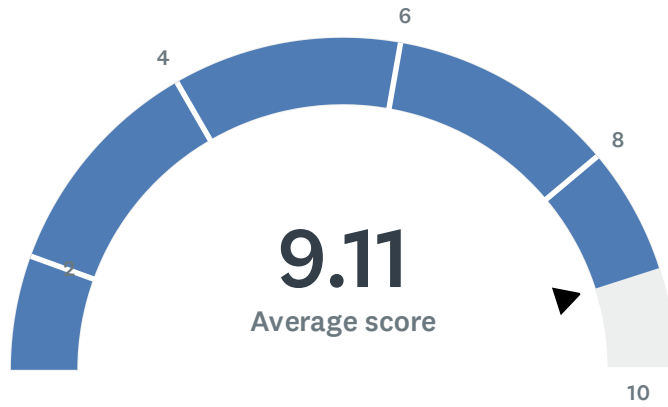
Answered: 9 Skipped: 0



Basic statistics (i)				
Minimum	Maximum	Median	Mean	Standard Deviation
4.00	10.00	10.00	8.22	2.39

Q18 My site receives daily, consecutive, uninterrupted planning/preparation time. (30 minutes / 40 minutes)

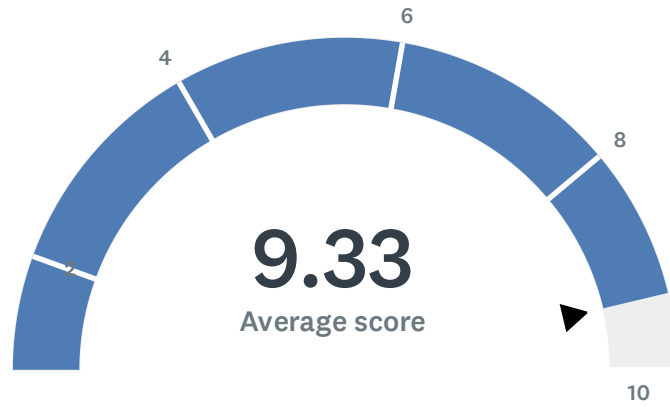
Answered: 9 Skipped: 0



Basic statistics (i)				
Minimum	Maximum	Median	Mean	Standard Deviation
7.00	10.00	10.00	9.11	1.29

Q19 Staff is given time (on duty) to input district-required data (i.e., Benchmarks, Dibels, CFAs, Report Cards, etc.).

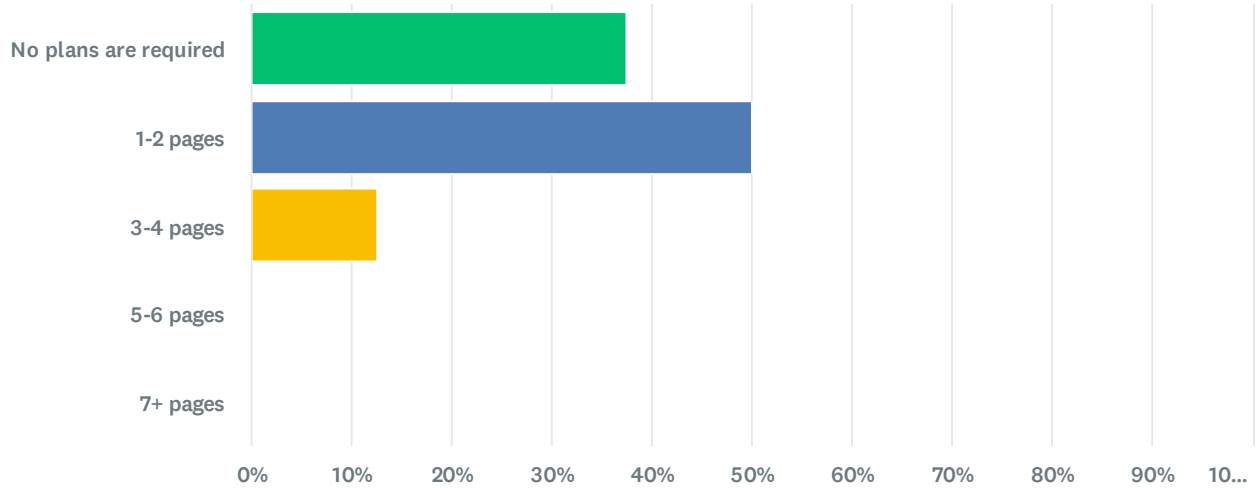
Answered: 9 Skipped: 0



Basic statistics (i)				
Minimum	Maximum	Median	Mean	Standard Deviation
7.00	10.00	10.00	9.33	1.25

Q20 Teachers are required to submit complete, but not excessively lengthy lesson plans.

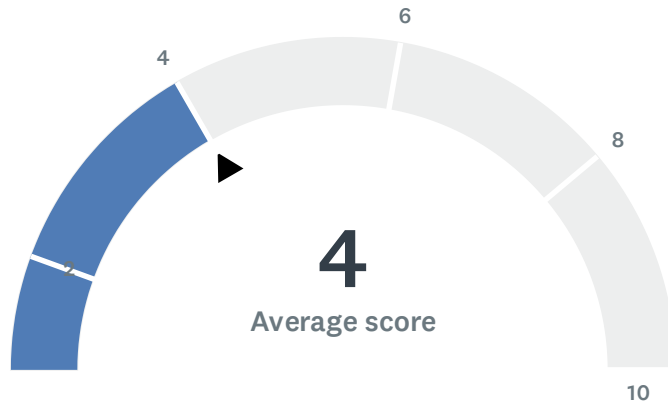
Answered: 8 Skipped: 1



Answer Choices	Percentage	Responses
● No plans are required	37.50%	3
● 1-2 pages	50.00%	4
● 3-4 pages	12.50%	1
● 5-6 pages	0%	0
● 7+ pages	0%	0
Show comments		
Total		8

Q21 Staff (teachers and/or coaches) have recess duty.

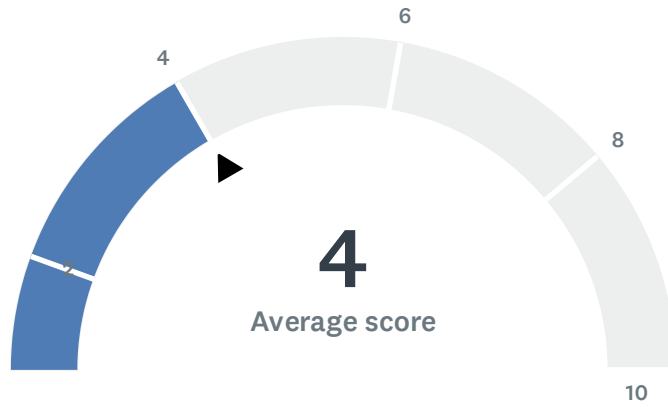
Answered: 6 Skipped: 3



Basic statistics ⓘ				
Minimum	Maximum	Median	Mean	Standard Deviation
1.00	10.00	1.00	4.00	4.24

Q22 Staff (teachers and/or coaches) have bus (arrival/dismissal) duty.

Answered: 6 Skipped: 3



Basic statistics ⓘ				
Minimum	Maximum	Median	Mean	Standard Deviation
1.00	10.00	1.00	4.00	4.24

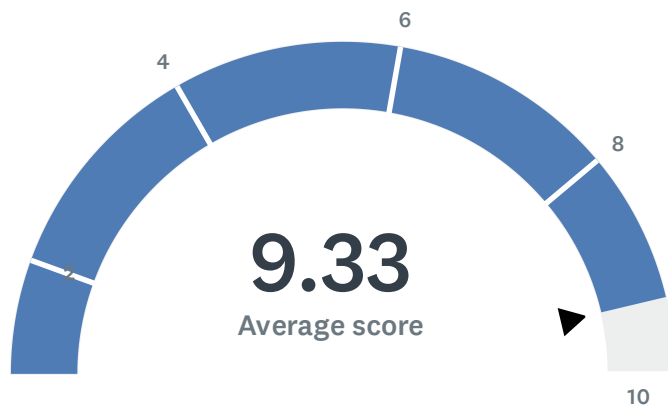
Q23 Do you have any comments, thoughts, or concerns about site operations, duties, and responsibilities?

Answered: 1 Skipped: 8

#	RESPONSES	
1	No recess or bus duties are required.	

Q24 Staff and students feel safe.

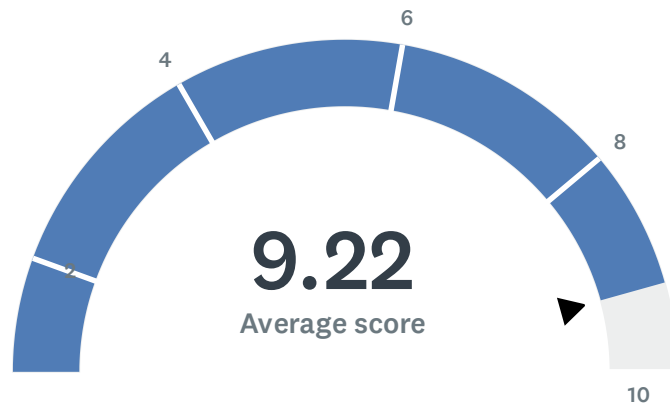
Answered: 9 Skipped: 0



Basic statistics (i)				
Minimum	Maximum	Median	Mean	Standard Deviation
8.00	10.00	9.00	9.33	0.67

Q25 Administration has been helpful and supportive regarding student discipline.

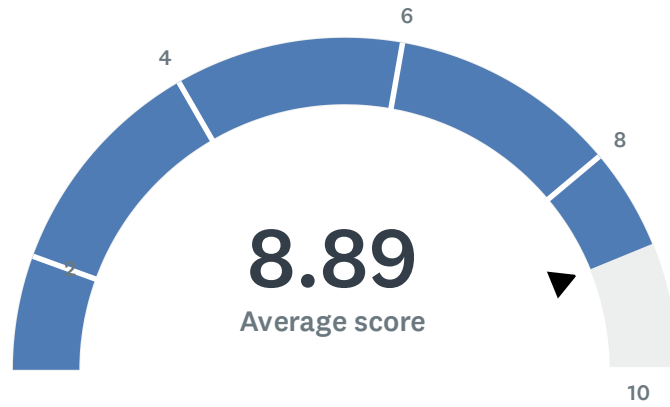
Answered: 9 Skipped: 0



Basic statistics (i)				
Minimum	Maximum	Median	Mean	Standard Deviation
8.00	10.00	10.00	9.22	0.92

Q26 Teachers have been given or trained to use effective tools to improve behavior.

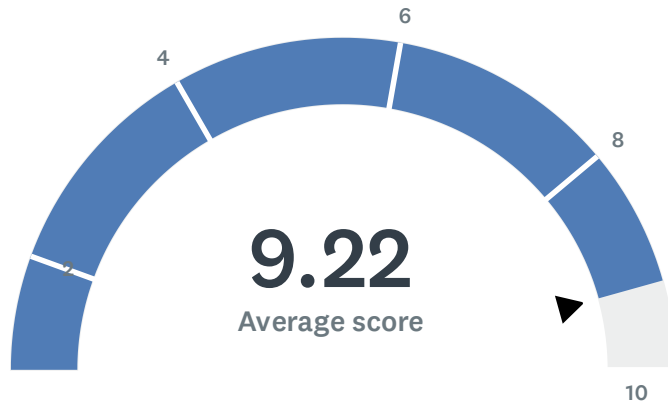
Answered: 9 Skipped: 0



Basic statistics (i)				
Minimum	Maximum	Median	Mean	Standard Deviation
5.00	10.00	9.00	8.89	1.52

Q27 Administration supports classroom discipline procedures and follows District discipline guidelines.

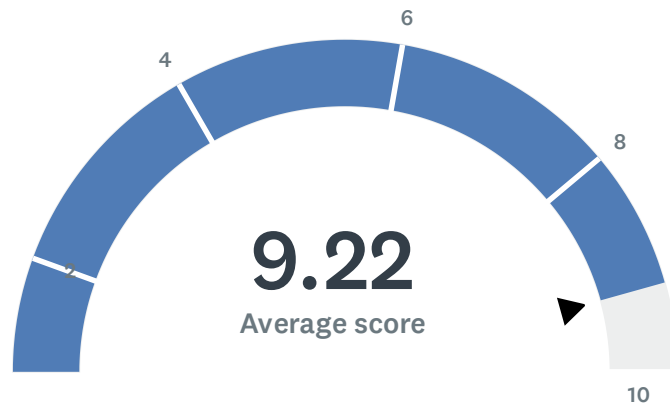
Answered: 9 Skipped: 0



Basic statistics (i)				
Minimum	Maximum	Median	Mean	Standard Deviation
8.00	10.00	9.00	9.22	0.79

Q28 When ODRs (office disciplinary referrals) are written, the teacher's word is valued and trusted.

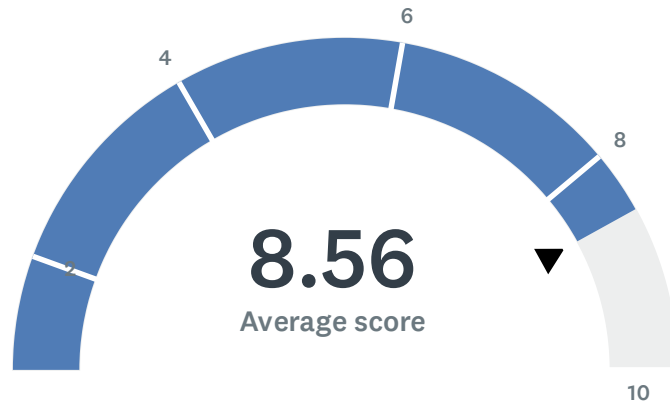
Answered: 9 Skipped: 0



Basic statistics (i)				
Minimum	Maximum	Median	Mean	Standard Deviation
7.00	10.00	10.00	9.22	1.13

Q29 My site has a positive atmosphere.

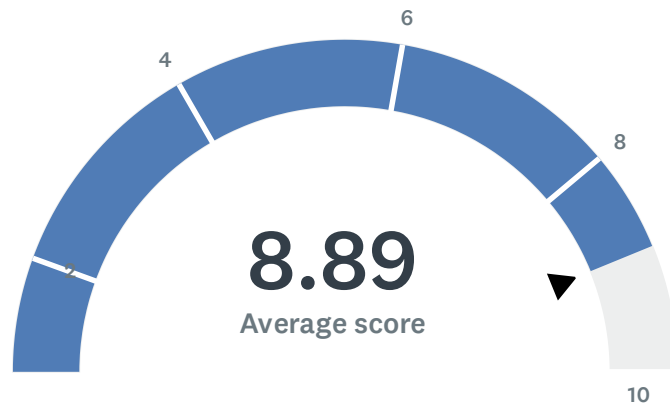
Answered: 9 Skipped: 0



Basic statistics ⓘ				
Minimum	Maximum	Median	Mean	Standard Deviation
6.00	10.00	10.00	8.56	1.71

Q30 I would recommend my site to other employees and prospective teachers.

Answered: 9 Skipped: 0



Basic statistics (i)				
Minimum	Maximum	Median	Mean	Standard Deviation
5.00	10.00	10.00	8.89	1.85

Q31 Do you have any final comments, thoughts, or concerns about PBIS, Discipline, and/or Site Atmosphere?

Answered: 2 Skipped: 7

#	RESPONSES	
1	Behaviors are handled quickly	
2	We don't receive a lot of training on discipline. We also don't have a lot of discipline problems.	

Q32 Do you have any overall comments about your site and/or its administration?

Answered: 2 Skipped: 7

#	RESPONSES
1	Grateful to work at such a nice campus, Administration as well as my co workers all strive to constantly improve our school for our students.
2	I'd say it's the best in BCSD!