

Box Score Report

MHS @ Bismarck - Feb 18, 2020 - L 67-73

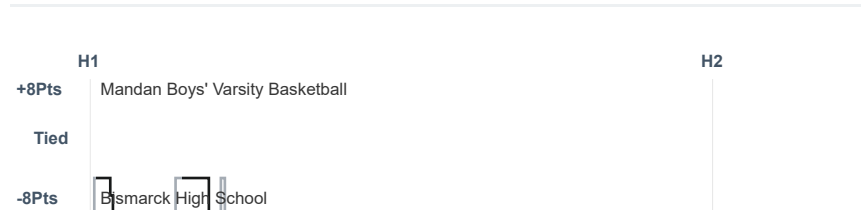
Period Stats

| Team | 1 | 2 | Final |
|------|----|----|-------|
| MHS | 34 | 33 | 67 |
| BHS | 35 | 38 | 73 |

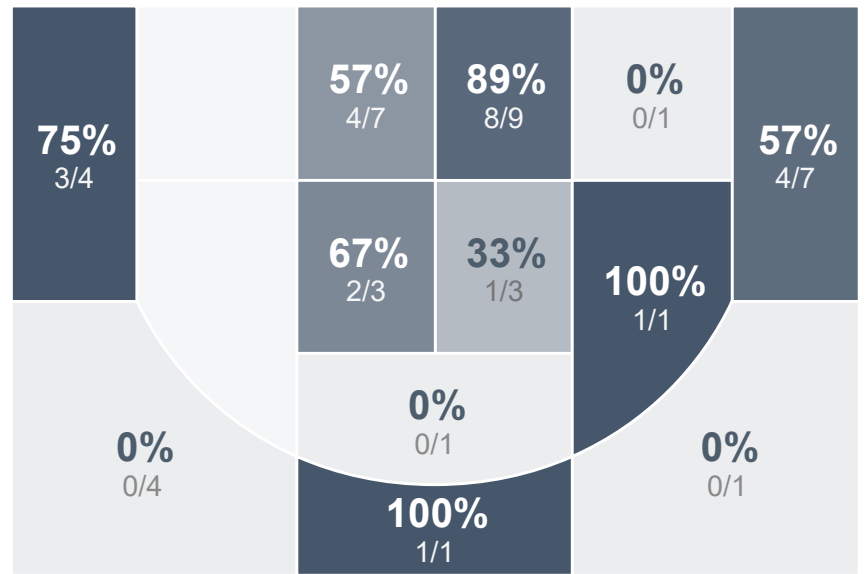
Team Stats

| | MHS | BHS |
|------------------------|-------|-------|
| Field Goal % | 57.1% | 31.9% |
| Effective Field Goal % | 66.7% | 38.9% |
| 2FG Made/Attempted | 16/25 | 13/37 |
| 2FG% | 64.0% | 35.1% |
| 3FG Made/Attempted | 8/17 | 10/35 |
| 3FG% | 47.1% | 28.6% |
| FT Made/Attempted | 11/23 | 17/26 |
| Free Throw Percentage | 47.8% | 65.4% |
| Points Per Possession | 0.94 | 0.97 |
| Transition Points | 9 | 5 |
| Points Off Turnovers | 8 | 14 |
| Second Chance Points | 2 | 16 |
| Points in the Paint | 30 | 24 |
| Offensive Rebounds | 3 | 23 |
| Defense Rebounds | 27 | 24 |
| Assists | 21 | 11 |
| Deflections | 4 | 12 |
| Steals | 5 | 11 |
| Blocks | 3 | 1 |
| Turnovers | 21 | 14 |
| Personal Fouls | 22 | 22 |
| Charges Taken | 0 | 0 |

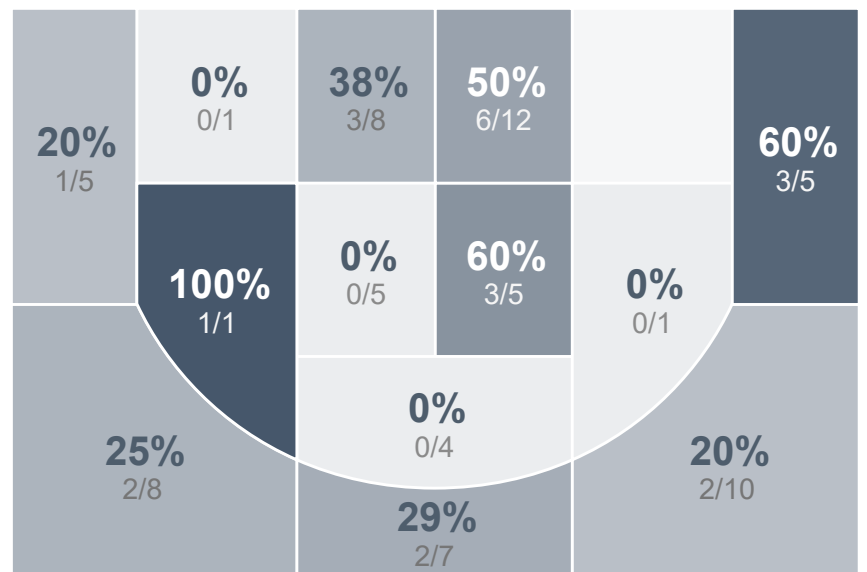
Run Graph



Mandan Boys' Varsity Basketball



Bismarck High School



Mandan Boys' Varsity Basketball's Player Stats

| Name | Pts | FG | 3FG | FT | +/- | MINS | OREB | DREB | AST | DEFL | STL | BLK | TO | FOUL | CHG |
|--------------------|-----|------|-----|-----|-----|------|------|------|-----|------|-----|-----|----|------|-----|
| #2 Jaxton Wiest | 11 | 4/8 | 3/4 | 0/1 | - 8 | 35 | 0 | 1 | 2 | 0 | 0 | 0 | 2 | 5 | 0 |
| #3 Dane Carlson | 4 | 1/4 | 0/2 | 2/2 | - 6 | 37 | 0 | 1 | 3 | 1 | 0 | 0 | 1 | 4 | 0 |
| #5 Tyler Thilmoney | 4 | 1/5 | 0/3 | 2/3 | 0 | 11 | 0 | 3 | 4 | 0 | 1 | 0 | 3 | 5 | 0 |
| #13 Jayce Lowman | 21 | 8/13 | 5/8 | 0/1 | - 7 | 37 | 0 | 6 | 1 | 2 | 0 | 0 | 3 | 1 | 0 |
| #14 Dontae Maloney | 9 | 3/3 | 0/0 | 3/5 | - 1 | 24 | 1 | 4 | 2 | 0 | 1 | 1 | 4 | 2 | 0 |
| #22 Aaron Riopelle | 1 | 0/1 | 0/0 | 1/2 | 0 | 30 | 1 | 1 | 2 | 0 | 0 | 1 | 4 | 1 | 0 |
| #23 Jacob Pierce | 2 | 1/1 | 0/0 | 0/0 | - 1 | 4 | 0 | 0 | 0 | 0 | 0 | 0 | 1 | 0 | 0 |
| #32 Elijah Klein | 15 | 6/7 | 0/0 | 3/9 | - 5 | 39 | 0 | 11 | 7 | 1 | 3 | 1 | 2 | 4 | 0 |

Bismarck High School's Player Stats

| Name | Pts | FG | 3FG | FT | +/- | MINS | OREB | DREB | AST | DEFL | STL | BLK | TO | FOUL | CHG |
|------------------------|-----|------|-----|------|-----|------|------|------|-----|------|-----|-----|----|------|-----|
| #5 Cade Kivisto | 3 | 1/4 | 1/3 | 0/0 | - 5 | 10 | 1 | 0 | 1 | 1 | 0 | 0 | 0 | 2 | 0 |
| #15 Nick Hinsz | 2 | 0/1 | 0/0 | 2/2 | - 1 | 17 | 0 | 1 | 1 | 0 | 0 | 0 | 1 | 1 | 0 |
| #21 Tarin Walker | 4 | 2/6 | 0/4 | 0/0 | - 1 | 16 | 1 | 0 | 0 | 1 | 1 | 0 | 0 | 1 | 0 |
| #23 Gunner Swanson | 15 | 3/14 | 2/5 | 7/10 | + 7 | 23 | 4 | 5 | 1 | 5 | 3 | 0 | 2 | 3 | 0 |
| #24 Max Tschosik | 8 | 3/9 | 2/5 | 0/3 | + 8 | 20 | 0 | 2 | 1 | 0 | 1 | 1 | 0 | 2 | 0 |
| #25 Logan Schaubert | 8 | 3/11 | 2/6 | 0/1 | + 5 | 18 | 0 | 3 | 0 | 0 | 0 | 0 | 1 | 1 | 0 |
| #30 Kenyon Eagle | 2 | 1/1 | 0/0 | 0/0 | + 2 | 25 | 2 | 5 | 1 | 0 | 2 | 0 | 2 | 2 | 0 |
| #42 Tyce Halter | 6 | 2/7 | 0/1 | 2/2 | + 1 | 21 | 5 | 4 | 0 | 1 | 1 | 0 | 2 | 3 | 0 |
| #45 Kade Rohlfs | 4 | 1/5 | 0/2 | 2/2 | - 1 | 14 | 0 | 0 | 2 | 1 | 0 | 0 | 1 | 1 | 0 |
| #50 Ethan Stotz | 7 | 3/5 | 0/2 | 1/2 | 0 | 15 | 5 | 3 | 2 | 2 | 1 | 0 | 2 | 3 | 0 |
| #52 Treysen Eaglestaff | 14 | 4/9 | 3/7 | 3/4 | + 5 | 25 | 0 | 0 | 2 | 1 | 2 | 0 | 3 | 3 | 0 |