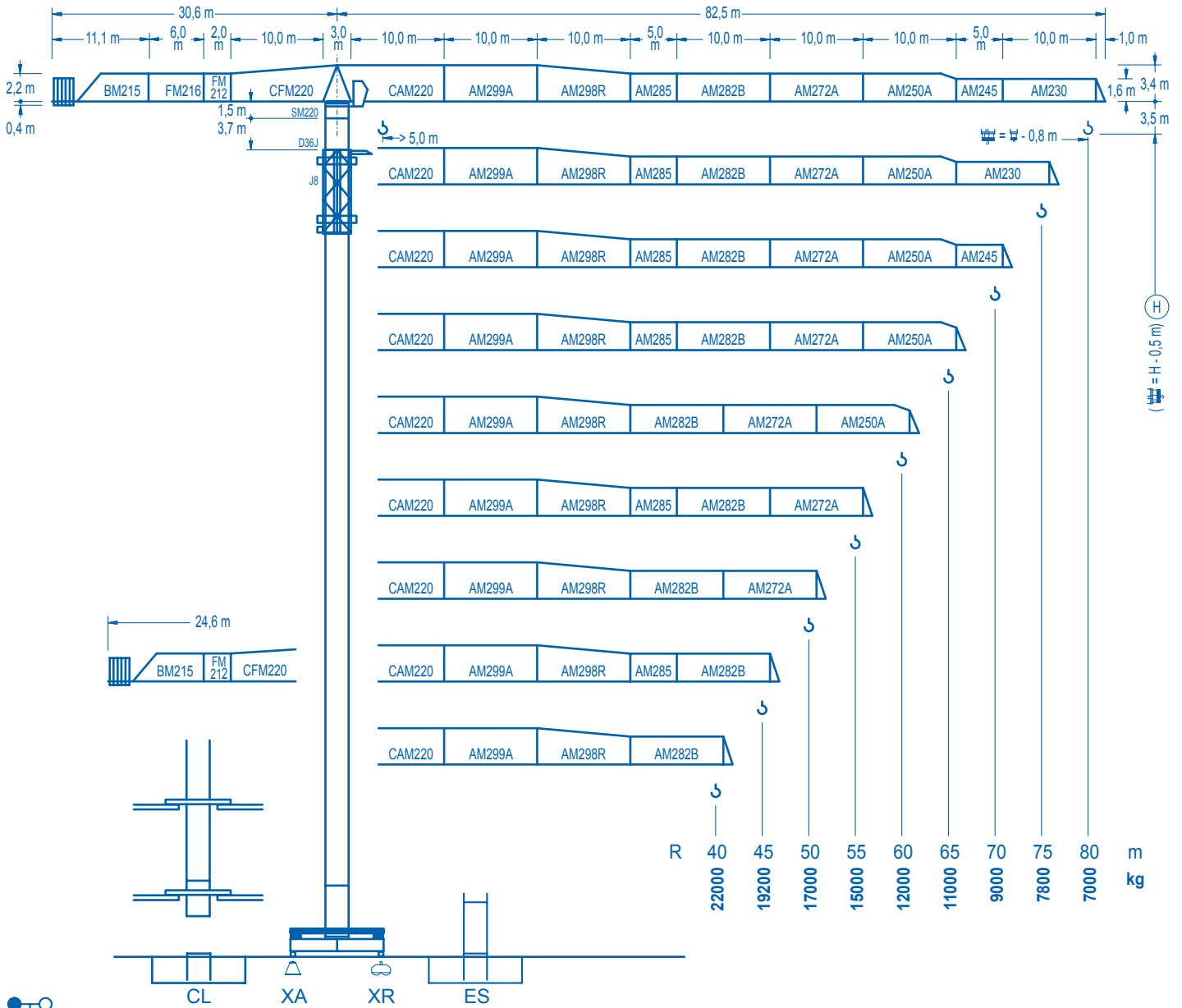


LINDEN 2100

21 LC 750

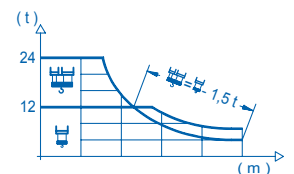
24 t

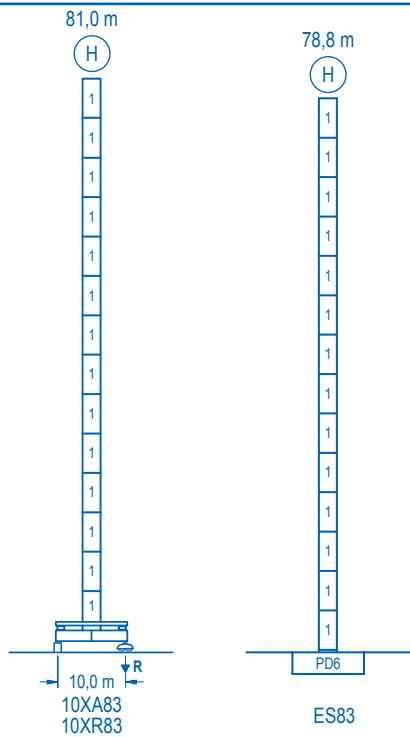


C/25 (F.E.M. 1.005)

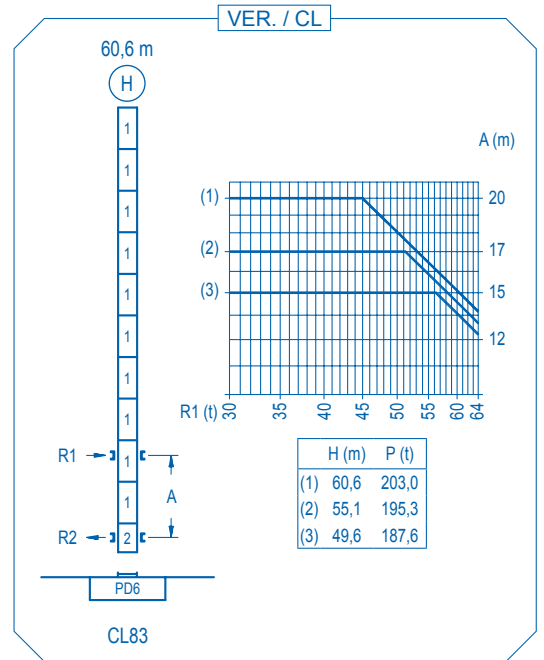
CE
DIN 15018 H1 B3

R	⌊										⌋																							
80	26,4	28,0	30,0	32,0	34,0	36,0	38,0	40,0	46,0	50,7	55,0	60,0	65,0	70,0	75,0	80,0	m	24000	22300	20510	18960	17590	16390	15310	14350	12000	12000	10930	9870	8980	8230	7570	7000	kg
75	26,9	28,0	30,0	32,0	34,0	36,0	38,0	40,0	46,9	52,0	55,0	60,0	65,0	70,0	75,0	m	24000	22860	21030	19440	18040	16810	15710	14730	12000	12000	11240	10160	9250	8470	7800	kg		
70		28,1	30,0	32,0	34,0	36,0	38,0	40,0	45,0	49,1	54,7	60,0	65,0	70,0	m		24000	22210	20540	19080	17790	16640	15610	13440	12000	12000	10780	9820	9000	kg				
65			30,8	32,0	34,0	36,0	38,0	40,0	45,0	50,0	53,9	60,3	65,0	m			24000	22900	21290	19870	18600	17470	15090	13210	12000	12000	11000	kg						
60				33,7	36,0	38,0	40,0	45,0	50,0	55,0	60,0	m				24000	22200	20810	19560	16950	14870	13180	12000	kg										
55					36,7	38,0	40,0	45,0	50,0	55,0	m					24000	23060	21690	18830	16560	15000	kg												
50					36,9	38,0	40,0	45,0	50,0	m					24000	23170	21800	18930	17000	kg														
45					36,6	38,0	40,0	45,0	m					24000	22980	21620	19200	kg																
40					36,4	38,0	40,0	m					24000	22790	22000	kg																		





n°	Ref.	h (m)	h (m)
1	D36	2,5	5,5
2	CLD36	2,5	3,8



R. máx. En servicio
In operation
En service
In Betrieb

10XA83..... 174,5 t

R. máx. Fuera de servicio
Out of service
Hors service
Ausser Betrieb

10XA83..... 183,6 t

CFU-13

13 kW

0 ⇄ 75 m/min

GR-14

4 x 140 Nm

0 ⇄ 0,6 rpm

TRA-10

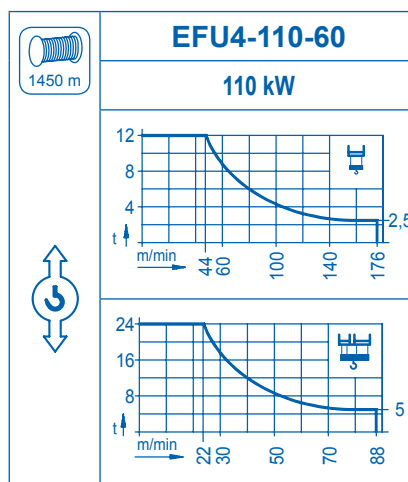
2 x 100 Nm

0 ⇄ 20 m/min

TRA-10VC

2 x 100 Nm

0 ⇄ 20 m/min



Tensión de alimentación
Operating voltage
Tension de service
Betriebsspannung

400 V
3 ph
50 Hz

Opcional
Optional
En option
Kaufoption
