

OLD STYLE MORTISE LOCKS



199A

199A 03 51

- "Crystal" glass knob with die cast bottom
- Includes spindle and set screws
- 2" Diameter, projects 2-1/4"




215

215 04 51

- Complete set includes 2 knobs, threaded spindle, 214 04 51 lock body, 2 of 213 04 51 escutcheon, strike, screws and 2 keys

216 03 51

- Fits square spindle



216

MFG #	DESCRIPTION	EZ #
199A 03 51	Glass Knobs	007289
212 03 51	Brass Roses	035632
213 04 51	Escutcheon Plate Only	007290
214 04 51	Mortise Lock Body Only	007291
215 04 51	Mortise Lock Set	007292
216 03 51	2-3/8" Spring Latch	026450

CHAIN & PATIO LOCKS



201 03 51

201

- Door chain lock
- Brass finish



300 59 51

300 59 51 KADF8

- 1054UN steel stamped key
- 5 brass disc tumblers with 100 combinations
- KA DF8 keyway



MFG #	FINISH	DESCRIPTION	EZ #
201 03 51	Bright Brass	Door Chain Lock	035629
300 59 51 KADF8	Satin Silver	Patio Lock	060601

REPLACEMENT SPINDLES



MFG #	TYPE	EZ #
THREADS PER INCH: 16, THICKNESS: 9/32" LENGTH: 4-3/4"		
45 16 5	Swivel With 3/8" Centre	036862
THREADS PER INCH: 20, THICKNESS: 9/32", LENGTH: 2-5/8"		
46 20 2 5/8	Split Sectional	027340
THREADS PER INCH: 20, THICKNESS: 9/32", LENGTH: 3-1/2"		
44 20 3 1/2	Straight	036860
46 20 3-1/2	Split Sectional	011569
THREADS PER INCH: 20, THICKNESS: 9/32", LENGTH: 4-3/4"		
45 20	Swivel	027338
45 20RPH	Swivel With Removable Centers & 3 Holes Per Side	027339
45 20RTP	Swivel With Removable Centres	011564
45 20SPH	Swivel With 3/8" Centers & 3 Pin Holes On One Side	027333
45 20R	Swivel With 2 Removable Centres	011563
THREADS PER INCH: 20, THICKNESS: 9/32", LENGTH: 5"		
44 20 5	Straight	027336
THREADS PER INCH: 20, THICKNESS: 9/32", LENGTH: 6"		
44 20 6	Straight	027337

MISCELLANEOUS DOOR HARDWARE



- 195**
- Die cast face with steel back plate
 - Covers standard cylinder hole
- 2600**
- 2-1/4" brass knob set, solid brass with double set screws and 3-1/2" straight spindle
 - Standard thread 20TPI
 - Packed one pair in display box
 - Brass plated

MFG #	DESCRIPTION	FINISH	EZ #
195 26D	Rim Cylinder Cover Plate	Satin Chrome	011548
206 3	2-1/4" Rose	Polished Brass	027342
208 3	3" Rose	Polished Brass	011555
2600 3	Knob Set	Polished Brass	011557
77 26D	Thumbturn with Square Tailpiece	Satin Chrome	036871
77 3	Thumbturn with Square Tailpiece	Polished Brass	011571
M2021 3	2-3/4" x 10 Escutcheon Plate	Polished Brass	036872