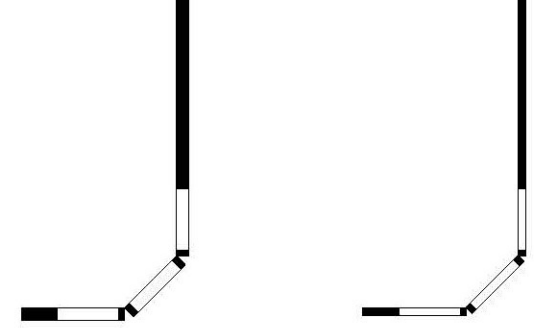
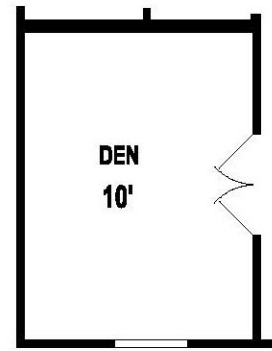




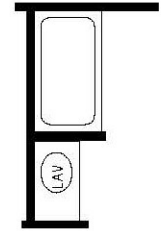
**9203CT/4428 (1,173 SQ. FT.) 3BEDROOM - 2BATH - CATHEDRAL THRU-OUT**



**OPTION KITCHEN/DINING CORNER WINDOWS**



**OPTION DEN**



**OPTION 54" TUB**  
 @MASTER BATH



**OPTION 60" SHOWER**  
 @HALL BATH