



CRIME IN ALASKA

2019

Uniform Crime Reporting Program Annual Report

Prepared By:
Statewide Services Division
Criminal Records & Identification Bureau
Lisa Purinton, Bureau Chief

Published: September 2020

Contents

❖ Uniform Crime Reporting Program.....	1
❖ Contributing & Non-Contributing Agencies.....	2
❖ Law Enforcement Personnel Counts.....	3
❖ Law Enforcement Killed in the Line of Duty.....	5
❖ Alaska Population Figures.....	6
❖ Crime Clock.....	7
❖ Alaska Crime Rate & Index.....	8
❖ Murder 2019.....	13
❖ Rape 2019.....	18
❖ Robbery 2019.....	21
❖ Aggravated Assault 2019.....	24
❖ Burglary 2019.....	27
❖ Larceny/Theft 2019.....	30
❖ Motor Vehicle Theft 2019.....	33
❖ Arson 2019.....	36
❖ Statewide Reports.....	40
Statewide Annual 2019.....	40
Statewide January 2019.....	52
Statewide February 2019.....	64
Statewide March 2019.....	75
Statewide April 2019.....	86
Statewide May 2019.....	98
Statewide June 2019.....	110
Statewide July 2019.....	121
Statewide August 2019.....	133
Statewide September 2019.....	144
Statewide October 2019.....	155
Statewide November 2019.....	166
Statewide December 2019.....	178

Contents

❖ Agency Reports.....	189
Anchorage Airport Police 2019	189
Anchorage Police Department 2019	199
Alaska State Troopers 2019	211
Bethel Police Department 2019.....	223
Bristol Bay Borough Police Department 2019	234
Cordova Police Department 2019	240
Craig Police Department 2019	249
Dillingham Police Department 2019	255
Fairbanks Airport Police Department 2019	265
Fairbanks Police Department 2019.....	272
Haines Police Department 2019	283
Homer Police Department 2019.....	290
Juneau Police Department 2019.....	300
Kenai Police Department 2019	311
Ketchikan Police Department 2019.....	322
Kodiak Police Department 2019	333
Kotzebue Police Department 2019	343
Nome Police Department 2019.....	354
North Pole Police Department 2019	363
North Slope Borough Police Department 2019.....	373
Palmer Police Department 2019	384
Petersburg Police Department 2019.....	394
Seward Police Department 2019	404
Sitka Police Department 2019	413
Skagway Police Department 2019	423
Soldotna Police Department 2019.....	429
Unalaska Police Department 2019	440
University of Alaska Anchorage Police Department 2019	449
University of Alaska Fairbanks Police Department 2019	455
Valdez Police Department 2019.....	464
Wasilla Police Department 2019.....	471
Wrangell Police Department 2019	482
❖ Appendix: Offenses in Uniform Crime Reporting.....	488

Uniform Crime Reporting

Introduction to the Program

The Uniform Crime Reporting (UCR) Program is a nationwide cooperative effort by federal, state, city, county and tribal law enforcement agencies to report data on crimes reported in their jurisdiction. The International Association of Chiefs of Police (IACP) developed this methodology for crime reporting in response to the need for national crime statistics, and in 1930, the Federal Bureau of Investigation (FBI) assumed administrative responsibility for the UCR Program. The data provides the information necessary to gain a basic understanding of the nature and scope of the nation's crime problem.

The submission of data regarding crimes committed within the agency's jurisdiction is required by Alaska Statute (AS) 12.62.130. Since June of 1982, the Department of Public Safety (DPS) has administered the UCR Program for the State of Alaska. The Criminal Records and Identification Bureau, located within the Division of Statewide Services, is responsible for collecting, tabulating, reporting, and publishing the UCR data provided by state and local law enforcement agencies. The submitting agencies retain responsibility for the accuracy of their data, and DPS conducts biennial audits with each agency to ensure data is collected and reported in accordance with the national UCR program guidelines.

The FBI identified ten offense categories, selected because of their seriousness and frequency, as crime index offenses. These ten offenses are referred to as Part I offenses by the FBI. The UCR Program collects and reports all Part I offenses that become known to law enforcement, whether or not they involve arrests. Offenses which do not fit into the Part I offense classification are considered Part II offenses. The UCR Program only collects arrest data for Part II offenses in addition to the Part I offense and arrest data.

Part I offenses contain both violent crimes (crimes against people) and property crimes. The FBI's crime

index includes murder, rape, robbery, aggravated assault, and human trafficking in the violent crime category, and burglary, larceny/theft, motor vehicle theft, and arson in the property crime category. While the FBI generally classifies robbery as property crime, due to the violent nature of this offense it is included in the violent crime calculations. Additionally, human trafficking offenses are not included in the calculation of the violent crime rate or violent crime index on either the state or national level.

Monthly crime statistics are forwarded to the FBI for inclusion in its annual Crime in the United States publication and are used to compile the annual Crime in Alaska publication. This document is a major resource for measuring the trend and distribution of crime in Alaska.

UCR PART I CRIMES

VIOLENT CRIMES

- Murder
- Rape
- Robbery
- Aggravated Assault
- Human Trafficking: Commercial Sex Acts
- Human Trafficking: Involuntary Servitude

PROPERTY CRIMES

- Burglary
- Larceny
- Motor Vehicle Theft
- Arson

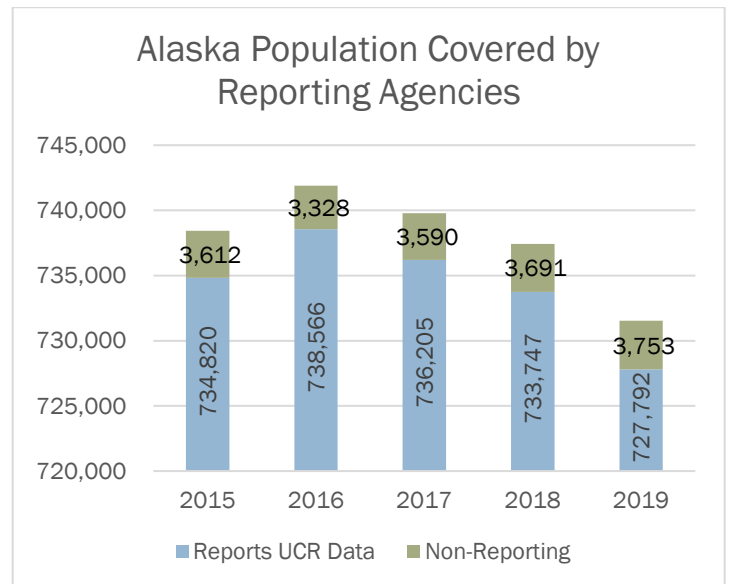
Contributing Agencies

Contributing Agencies 2019

Alaska Department of Public Safety
Anchorage Airport Police & Fire
Anchorage Police Department
Bethel Police Department
Bristol Bay Borough Police Department
Craig Police Department
Cordova Police Department
Dillingham Police Department
Fairbanks Airport Police & Fire
Fairbanks Police Department
Haines Police Department
Homer Police Department
Juneau Police Department
Kenai Police Department
Ketchikan Police Department
Kodiak Police Department
Kotzebue Police Department
North Pole Police Department
North Slope Borough Police Department
Nome Police Department
Palmer Police Department
Petersburg Police Department
Seward Police Department
Sitka Police Department
Skagway Police Department
Soldotna Police Department
Unalaska Police Department
University of Alaska Anchorage
University of Alaska Fairbanks
Valdez Police Department
Wasilla Police Department
Wrangell Police Department

In 2019, thirty-two agencies reported crime data to DPS, and all thirty-two agencies provided twelve months of crime data to the department. These agencies represent 99.5% of the state's population.

Non-contributing agencies are defined as those law enforcement agencies listed as active law enforcement agencies by the [Alaska Police Standards Council](#) but did not contribute to the state 2019 UCR data collection effort.



Non-Contributing Agencies 2019

Hoonah Police Department
Ketchikan Airport Safety
King Cove Police Department
Klawock Department of Public Safety
Metlakatla Police Department
Saint Paul Police Department
Sand Point Police Department
Seldovia Police Department
Unalakleet Department of Public Safety
Whittier Police Department
Yakutat Police Department

2019 Law Enforcement Personnel

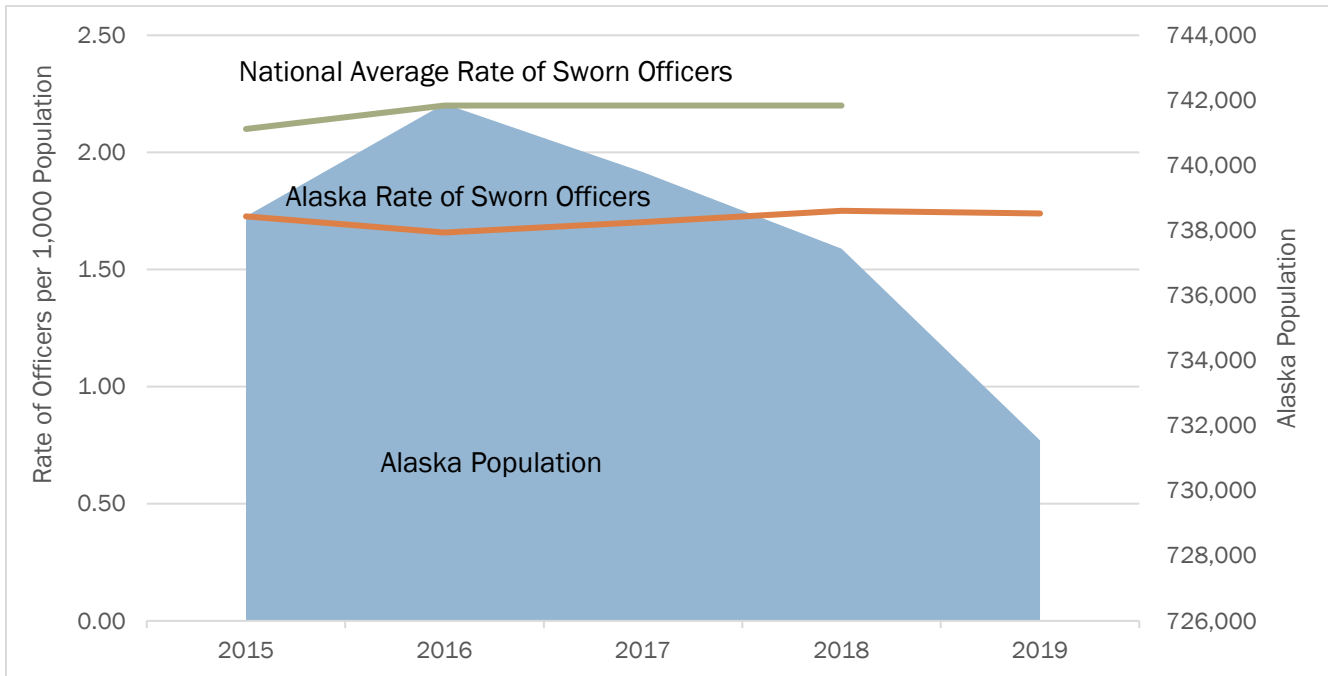
Agency ¹	Full-Time Law Enforcement Officers ²			Full-Time Civilian Employees			Total Count
	Male	Female	Total	Male	Female	Total	
Alaska State Troopers	326	20	346	106	135	241	587
Anchorage Airport Police	53	5	58	3	10	13	71
Anchorage Police Department	369	58	427	36	111	147	574
Bethel Police Department	12	1	13	6	6	12	25
Bristol Bay Borough Police Department	4	0	4	0	5	5	9
Cordova Police Department	3	0	3	4	2	6	9
Craig Police Department	4	0	4	3	2	5	9
Dillingham Police Department	6	1	7	8	2	10	17
Fairbanks Airport Police and Fire	20	2	22	0	7	7	29
Fairbanks Police Department	36	3	39	0	5	5	44
Haines Police Department	3	0	3	1	4	5	8
Homer Police Department	10	1	11	4	5	9	20
Hoonah Police Department	4	0	4	2	2	4	8
Juneau Police Department	43	5	48	10	23	33	81
Kenai Police Department	13	3	16	2	6	8	24
Ketchikan Police Department	22	1	23	1	10	11	34
King Cove Police Department	4	0	4	1	0	1	5
Klawock Police Department	4	0	4	0	0	0	4
Kodiak Police Department	16	2	18	13	12	25	43
Kotzebue Police Department	6	0	6	6	1	7	13
Nome Police Department	9	1	10	2	0	2	12
North Pole Police Department	9	0	9	0	2	2	11
North Slope Borough Police Department	41	4	45	11	20	31	76
Palmer Police Department	13	2	15	1	9	10	25
Petersburg Police Department	7	0	7	0	3	3	10
Sand Point Police Department	5	0	5	1	0	1	6
Seward Police Department	10	0	10	6	6	12	22
Sitka Police Department	10	0	10	7	5	12	22
Skagway Police Department	4	0	4	3	4	7	11
Soldotna Police Department	14	0	14	0	3	3	17
St. Paul Police Department	2	1	3	2	3	5	8
Unalaska Police Department	9	2	11	5	5	10	21
University of Alaska Anchorage Police Dept	10	1	11	4	2	6	17
University of Alaska Fairbanks Police Dept	4	2	6	3	3	6	12
Valdez Police Department	11	1	12	0	0	0	12
Wasilla Police Department	23	1	24	9	25	34	58
Whittier Police Department	7	0	7	0	0	0	7
Wrangell Police Department	5	0	5	2	5	7	12
Yakutat Police Department	3	1	4	1	0	1	5

¹ Active law enforcement agencies with zero reported personnel for 2019 are not included in this list.

² The FBI defines law enforcement officers as full-time, sworn personnel that possess full arrest powers, and carry a weapon; these employees' salaries are paid from law enforcement funds. Village Public Safety Officers (VPSOs), Village Police Officers (VPOs), and Tribal Police Officers (TPOs) are not included in these counts.

Law Enforcement Officer Rates

State and National Rates of Sworn Officers per 1,000 Population



Year	Alaska Population ¹	Number of Sworn Officers ²	Alaska Rate per 1,000 persons	National Average Rate per 1,000 persons ³
2015	738,432	1,269	1.73	2.1
2016	741,894	1,230	1.66	2.2
2017	739,795	1,259	1.70	2.2
2018	737,438	1,296	1.76	2.2
2019	731,545	1,272	1.74	No data

¹ This is the total Alaska population; it includes those populations served by law enforcement agencies that do not contribute to UCR data collection and is not the same population figure used to derive Alaska crime rates.

² This is the total number of sworn law enforcement personnel; it includes personnel figures from law enforcement agencies that do not contribute to UCR data collection. It does not include unfilled vacant positions. The FBI defines law enforcement officers as full-time, sworn personnel that possess full arrest powers, and carry a weapon; these employees' salaries are paid from law enforcement funds. Village Public Safety Officers (VPSOs), Village Police Officers (VPOs), and Tribal Police Officers (TPOs) are not included in these counts.

³ Taken from FBI: UCR Crime in the U.S. 2014-2018 [Police Employee Data](#). 2019 National data not available at the time of this publication.

Law Enforcement Officers Killed in the Line of Duty

Honoring Alaska's fallen law enforcement heroes; these brave officers made the ultimate sacrifice in the line of duty.

Fallen Officer

Doris W. Barber
 Gary G. Wohfeil
 Leroy G. Bohuslov
 Donald T. Dull
 Kenneth G. Nauska
 Benjamin F. Strong
 William G. Pfalmer, Jr
 Thomas C. Dillon
 Dennis F. Cronin
 Earl R. Hoggard
 Larry R. Carr
 Frank S. Rodman
 Jonathon P. Flora
 Richard J. Adair
 Jimmy E. Kennedy
 Harry E. Kier
 Roland E. Chevalier, Jr.
 John D. Stimson
 Gordon B. Bartel
 Troy L. Duncan
 David C. Harris
 Ignatius J. Charlie
 Harry B. Hanson, Jr.
 Ronald E. Zimin
 Louie G. Mizelle
 Anthony C. Jones
 Karl W. Reishus
 C. E. Swackhammer
 Robert L. Bittick
 Dan R. Seely
 Bruce A. Heck
 John K. Lamm
 David C. Churchill
 James A. Rowland, Jr.
 James A. Moen
 Justin T. Wollam
 Hans-Peter L. Roelle
 James C. Hesterberg
 Thomas P. O'Hara
 John P. Watson
 Anthony M. Wallace
 Matthew D. Tokuoka
 Thomas O. Madole
 Tage B. Toll
 P. Scott Johnson
 Gabriel L. Rich
 Allen Brandt

Agency

Sitka Police Dept.
 Alaska Dept. of Fish & Game
 Alaska Dept. of Fish & Game
 Juneau Police Dept.
 Craig Police Dept.
 Anchorage Police Dept.
 Anchorage Police Dept.
 Bethel Police Dept.
 Alaska State Troopers
 Ketchikan Police Dept.
 Alaska State Troopers
 Alaska State Troopers
 Anchorage Police Dept.
 Juneau Police Dept.
 Juneau Police Dept.
 Anchorage Police Dept.
 Alaska State Troopers
 AST – Fish & Wildlife Protection
 Kodiak Police Dept.
 Alaska State Troopers
 Ft. Rich. Military Police
 Alakanuk Police Dept.
 Anchorage Police Dept.
 Village Public Safety Officers
 Anchorage Police Dept.
 Dillingham Police Dept.
 Juneau Police Dept.
 Alaska Dept. of Public Safety
 Alaska State Troopers
 Anchorage Police Dept
 Alaska State Troopers
 Fairbanks Police Dept.
 AST – Fish & Wildlife Protection
 Palmer Police Dept.
 AST – Fish & Wildlife Protection
 Anchorage Police Dept.
 Alaska State Troopers
 Alaska Dept. of Corrections
 National Park Service
 Kenai Police Dept.
 Hoonah Police Dept.
 Hoonah Police Dept.
 Village Public Safety Officers
 Alaska State Troopers
 Alaska State Troopers
 Alaska State Troopers
 Fairbanks Police Department

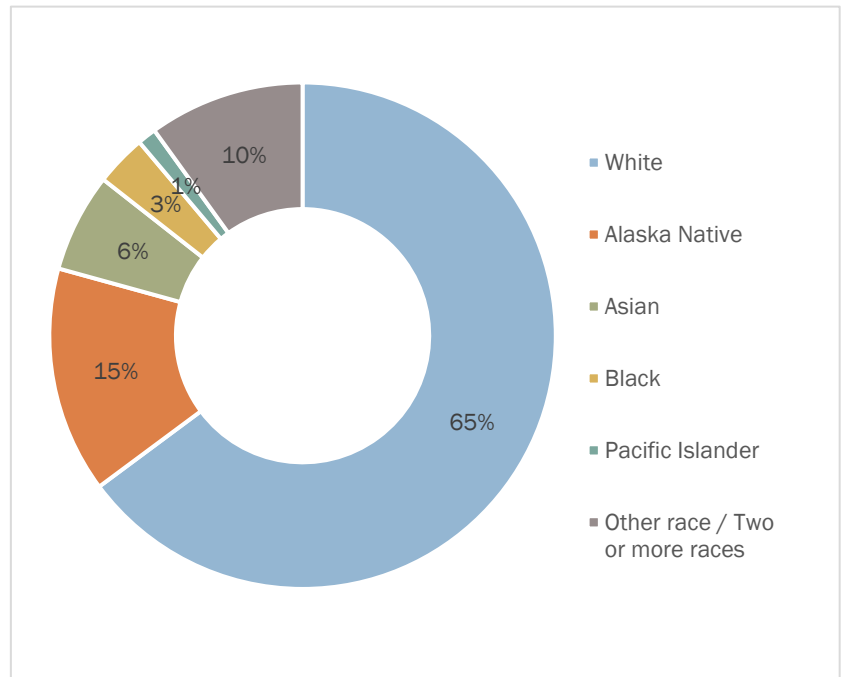
End of Watch

July 28, 1960
 March 5, 1964
 March 5, 1964
 October 19, 1964
 January 30 1966
 January 4, 1968
 December 26, 1970
 November 19, 1972
 February 18, 1974
 March 30, 1974
 December 11, 1974
 December 11, 1974
 September 8, 1975
 April 17, 1979
 April 17, 1979
 October 28, 1980
 April 4, 1982
 January 14, 1983
 January 15, 1983
 May 19, 1984
 July 23, 1984
 May 10, 1985
 July 17, 1986
 October 22, 1986
 June 5, 1989
 February 12, 1992
 May 4, 1992
 October 11, 1994
 October 11, 1994
 October 26, 1996
 January 10, 1997
 January 1, 1998
 September 16, 1998
 May 15, 1999
 June 25, 2001
 July 9, 2001
 November 24, 2001
 November 19, 2002
 December 19, 2002
 December 25, 2003
 August 28, 2010
 August 28, 2010
 March 19, 2013
 March 30, 2013
 May 1, 2014
 May 1, 2014
 October 28, 2016

Alaska Population Demographics¹

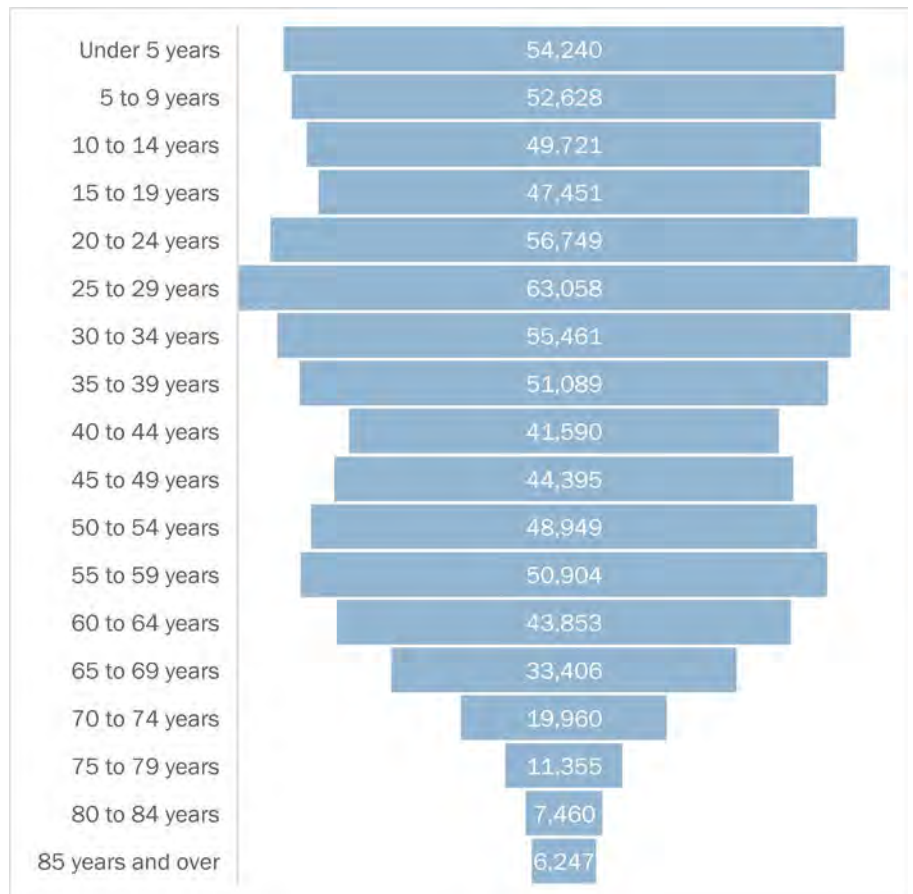
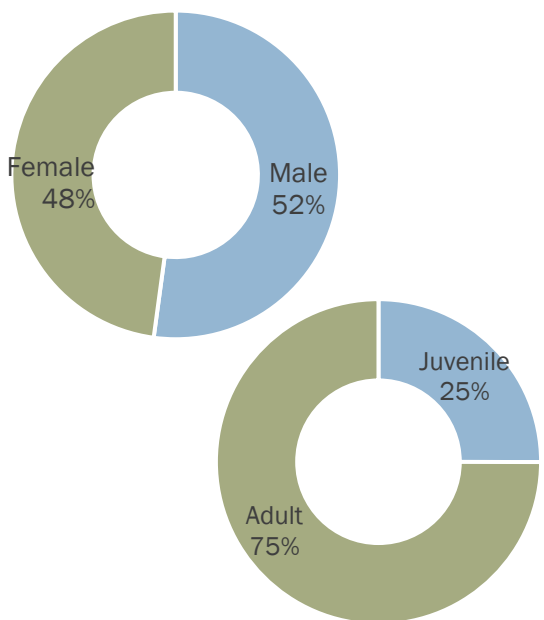
These demographic figures are from 2018 US Census data and are the most current population estimates that include age, sex, and race breakdowns.

Preliminary US Census population estimates for 2019 provided by the FBI (which do not include age, sex, and race breakdowns) are used to derive crime rates for 2019.



Sex	
Total population 2018	738,516
Male	385,579
Female	352,937

Race ²	
White	478,834
American Indian/Alaska Native	106,660
Asian	46,556
Black or African American	24,129
Pacific Islander	8,849
Other Race / Two or more Races	73,488



¹ Source: [US Census 2018 American Community Survey 5-Year Estimates](#)

² The race designations "two or more races" and "some other race," while included in US Census data, are not collected in the state or federal UCR program.

Alaska's Crime Clock in 2019



¹ The Crime Clock should be viewed with care. Being the most aggregate representation of UCR data, it is designed to convey the annual reported crime experience by showing the relative frequency of occurrence of the Index Offenses. This mode of display should not be taken to imply regularity in the commission of the Crime Index Offenses; rather, it represents the annual ratio of crime to fixed time intervals.

Alaska Crime Rate & Index

Definition

The crime index is composed of selected offenses used to gauge fluctuations in the overall volume and rate of crime reported to law enforcement. The offenses included are violent crimes of murder and non-negligent manslaughter, rape, robbery, aggravated assault, and property crimes of burglary, larceny/theft, motor vehicle theft, and arson.

Crime in Alaska defines all violent crime as involving force or threat of force whereas the objective of property crime is the taking of money or property without force or threat of force against the victim.

Summary

The calculations represented in Crime in Alaska are made utilizing the index offense totals for the current and previous year as well as population estimates provided by the FBI. The overall violent crime and property crime indices decreased in 2019. The crime rate, which relates the incidence of crime to population, experienced similar fluctuations as the index totals. All facts are important to consider when reviewing the fluctuations in the crime index and rate variances between 2018 and 2019. Caution should be exercised when comparing data from year to year and making conclusions.

Crime Index Summary 2015-2019

Offense	2015	2016	2017	2018	2019
Murder	59	52	62	47	70
Rape	895	1,049	1,073	1,188	1,101
Robbery	759	848	949	896	827
Aggravated Assault	3,654	3,992	4,236	4,377	4,344
Burglary	3,498	4,036	4,153	3,975	3,557
Larceny/Theft	15,156	17,683	17,683	16,327	15,095
Motor Vehicle Theft	2,040	3,049	4,250	3,992	2,609
Arson	182	144	139	127	208

Crime Index

Is used to gauge change in the aggregate number of offenses reported to law enforcement year over year. It does not account for population fluctuation.

Crime Rates 2015-2019

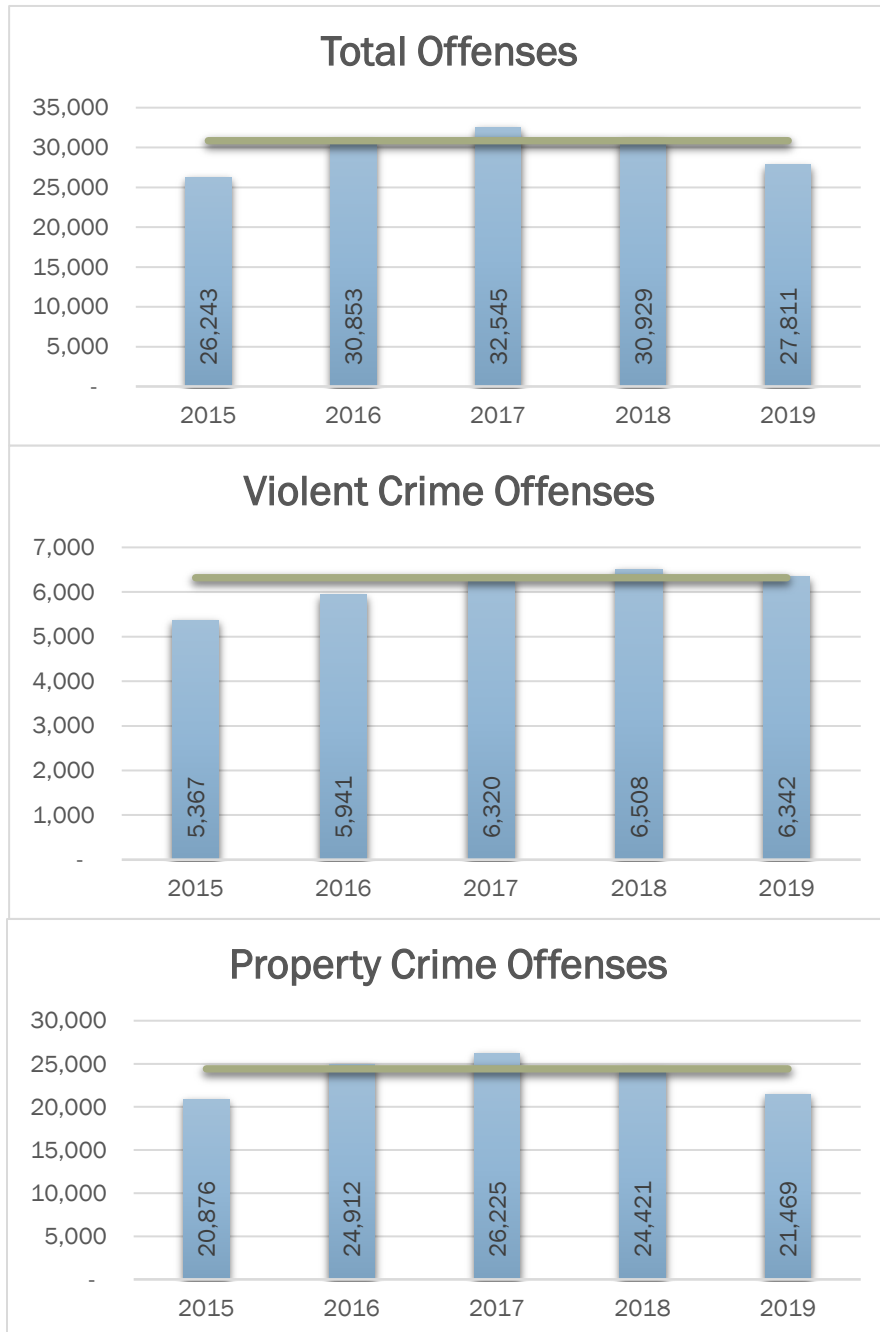
Offense	2015	2016	2017	2018	2019
Murder	8.0	7.0	8.4	6.4	9.6
Rape	121.8	142.0	145.7	161.9	151.3
Robbery	103.3	114.8	128.9	122.1	113.6
Aggravated Assault	497.3	540.5	575.4	596.5	596.9
Burglary	476.0	546.5	564.1	541.7	488.7
Larceny/Theft	2,062.5	2,394.2	2,401.9	2,225.2	2,074.1
Motor Vehicle Theft	277.6	412.8	577.3	544.1	358.5
Arson	24.8	19.5	18.9	17.3	28.6

Crime Rate

Compares the incidence of offenses in relation to the total reporting agency population. It is defined as the number of offenses per 100,000 population.

Crime Index 2015 - 2019

■ Number of Offenses Reported
— Five-year median¹



Total Offenses Reported

In 2019, the total number of offenses reported decreased 10.1% from 2018. This reflects the second lowest number of reported offenses in five years, behind 2015. Murder and Arson are the only reported offenses showing an increase over 2018.

Violent Crime Reported

In 2019, the total number of violent crimes reported decreased 2.6% from 2018. Over the last five years, the highest number of reported violent crime offenses occurred in 2018. Rape offenses reported to law enforcement in 2019 decreased for the first time since 2013.

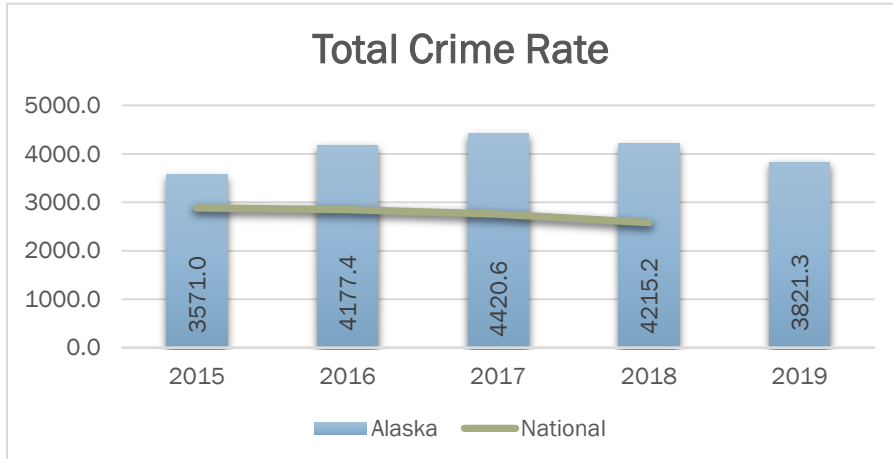
Property Crime Reported

In 2019, the total number of property crimes reported decreased 12.1% from 2018. Arson is the only property crime with an increase in reported offenses. Motor Vehicle Theft offenses reported were at the lowest level since 2015.

¹ Five-year median calculated from [Crime in Alaska Uniform Crime Reports 2014-2018](#)

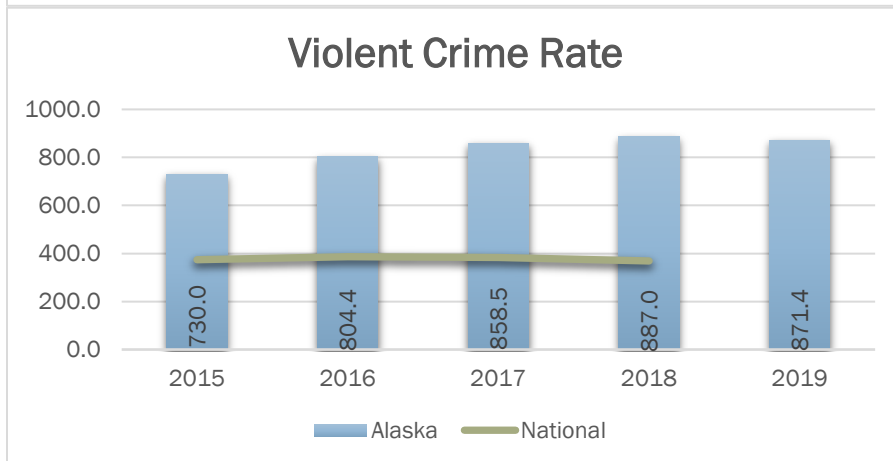
Crime Rate 2015 - 2019

■ Rate of Offenses in Alaska per 100,000 population
— National Rate¹



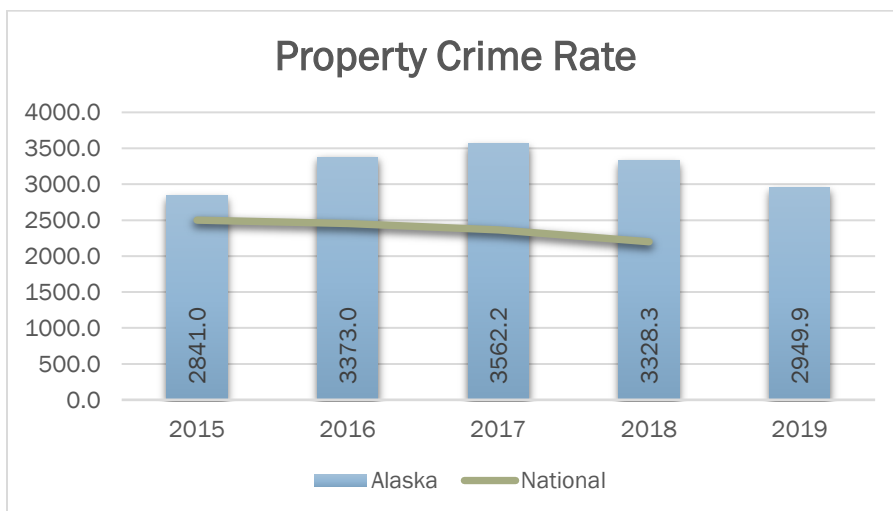
Total Crime Rate

In 2019, Alaska's overall reported crime rate decreased 9.3%. The number of reported offenses is the second lowest level in five years and mirrors the national downward trend in crime rates.



Violent Crime Rate

In 2019, Alaska's reported violent crime rate decreased 1.8%. The murder rate and a marginal increase in the aggravated assault rate were offset by decreases in the rape and robbery crime rates.



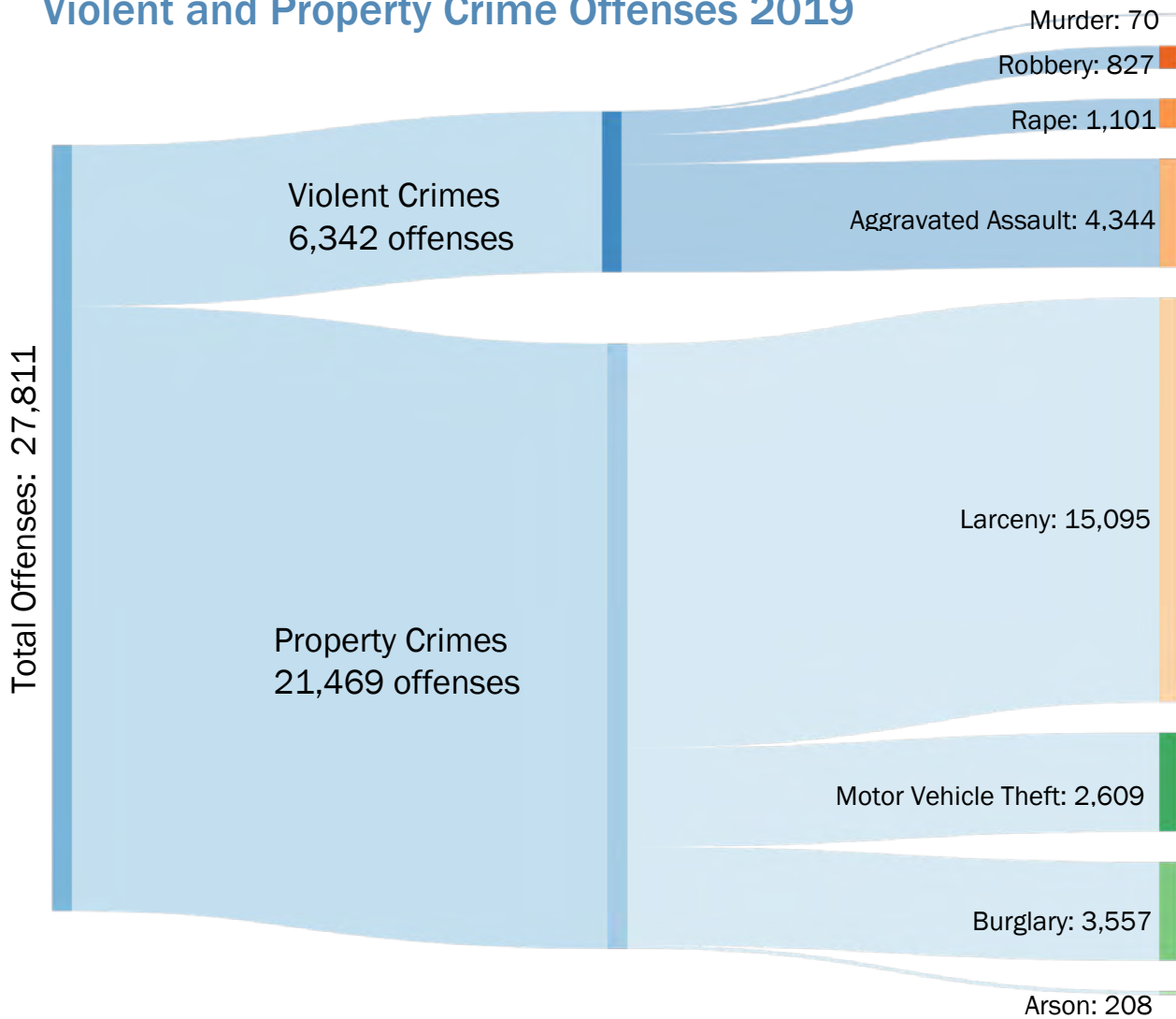
Property Crime Rate

In 2019, Alaska's property crime rate decreased 11.4%. In the last five years, only 2015 had a lower reported property crime rate. Motor Vehicle Theft offenses saw a 34.1% crime rate decrease in 2019.

¹ National crime rate from FBI's [Crime in the United States by Volume and Rate, 1998-2018](#). National data for 2019 not available at the time of this publication

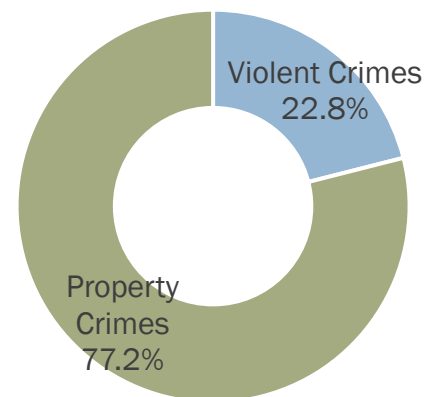
Distribution of Offenses 2019

Violent and Property Crime Offenses 2019



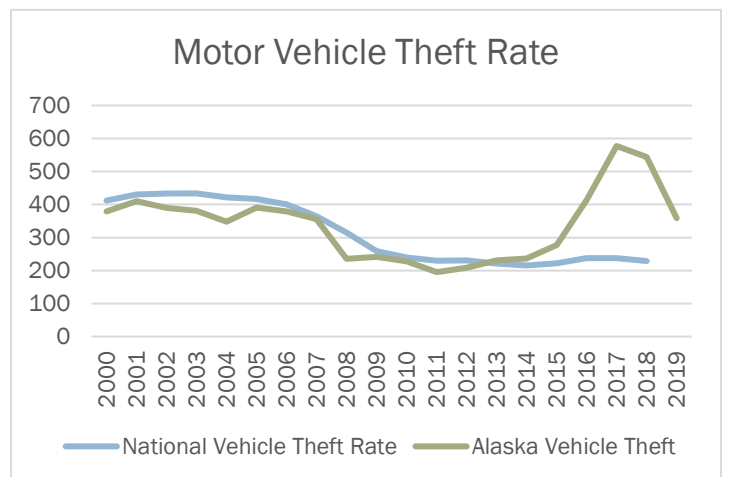
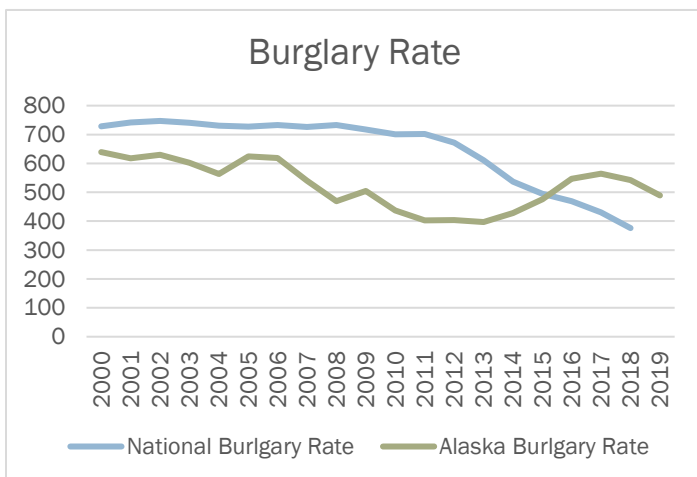
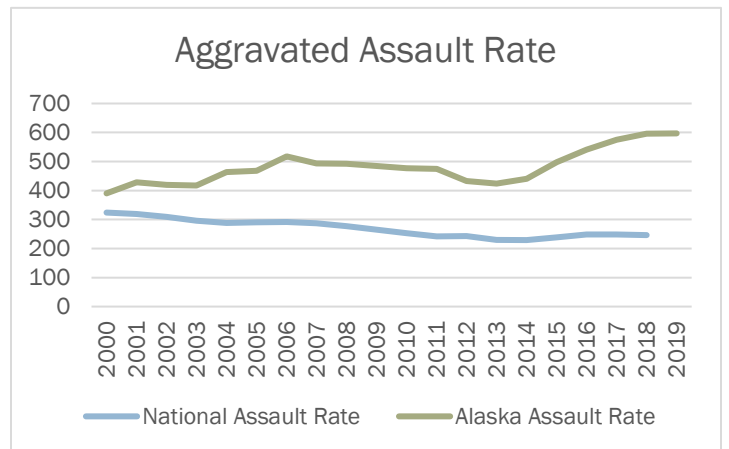
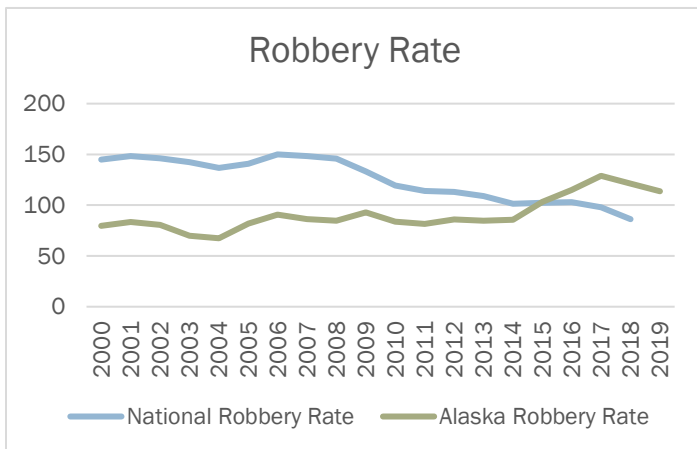
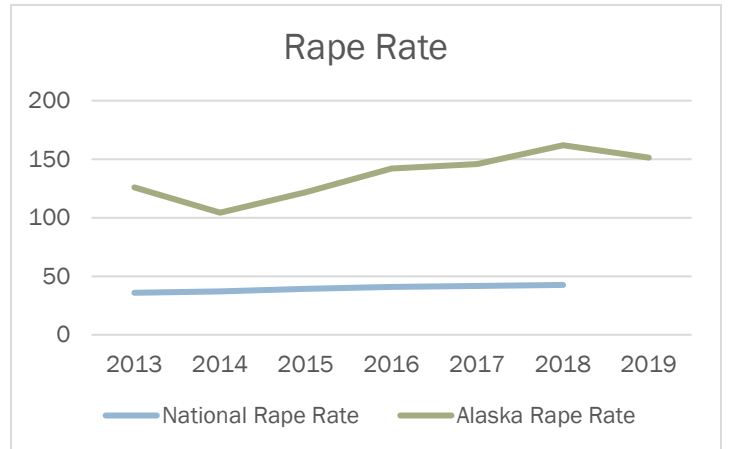
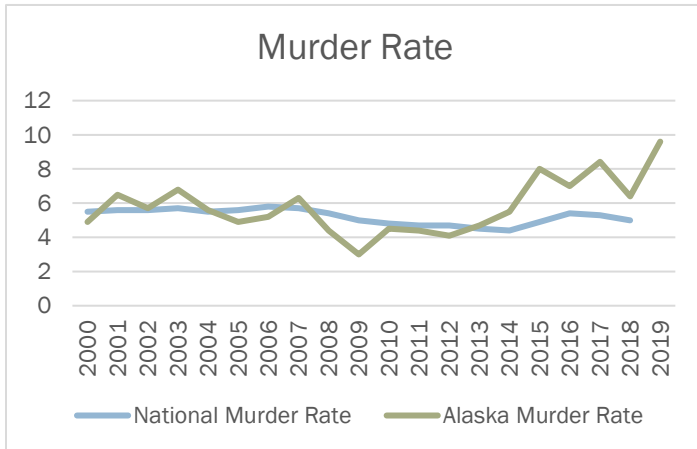
Violent Crime			
Offense	Count	% of Violent	% of All Crime
Murder	70	1.1%	0.3%
Rape	1,101	17.4%	4.0%
Robbery	827	13.0%	3.0%
Aggravated Assault	4,344	68.5%	15.6%

Property Crime			
Offense	Count	% of Property	% of all Crime
Arson	208	1.0%	0.7%
Motor Vehicle Theft	2,609	12.2%	9.4%
Burglary	3,557	16.6%	12.8%
Larceny-Theft	15,095	70.3%	54.3%



State & National Rates 2000-2019

— Alaska Crime Rate per 100,000 Persons¹
 — National Crime rate²



¹ Crime rate taken from [Crime in Alaska reports 2000-2018](#). Rape rates prior to 2013 are not included as the UCR data collection only counted female victims prior to 2013 and an accurate crime rate could not be determined for rape offenses.

² National crime rate from FBI's [Crime in the United States by Volume and Rate, 1998-2018](#). National data for 2019 not available at the time of this publication.

Murder & Non-Negligent Manslaughter

Definition

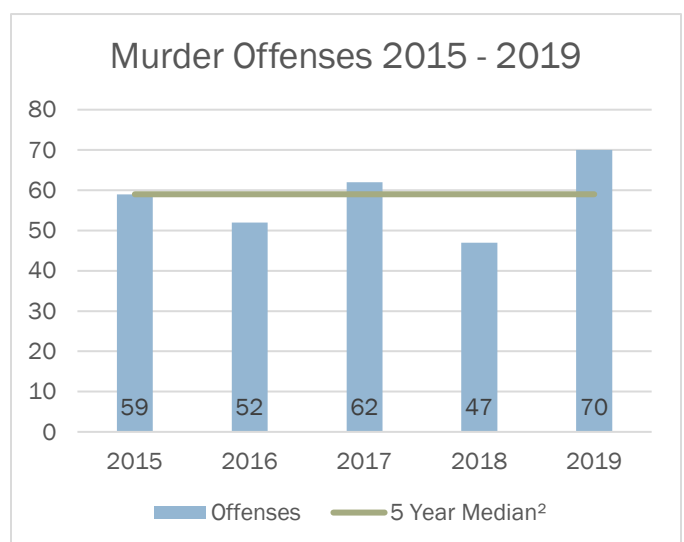
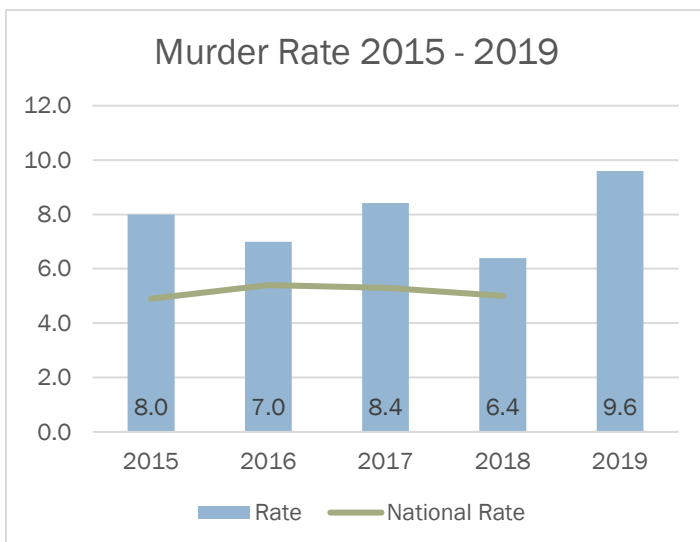
The National Uniform Crime Reporting (UCR) Program defines murder and non-negligent manslaughter as the willful (nonnegligent) killing of one human being by another. The classification of this offense is based solely on police investigation as opposed to the determination of a court, medical examiner, coroner, jury, or other judicial body. The UCR Program does not include the following situations in this offense classification: deaths caused by negligence, suicide, or accident, and justifiable homicides. Attempts to murder or assaults to murder are classified as aggravated assault.

Summary

A total of 70 murders were reported in 2019. This represents 1.1% of the violent crimes and 0.3% of the total crime index offenses. The number of murders increased 48.9% between 2018 and 2019. Of the identified suspects, 6% were juveniles (down from 9% of suspects in 2018), 81% were over eighteen, and 13% were unknown suspects. Of the victims, 4% were juveniles (down from 6% in 2018). While only 10% of the suspects were female, 36% of the victims were female. The most frequently reported relationship between the suspect and the victim was acquaintance.

Year	Offenses	Alaska Rate	National Rate ¹	Index Change	Rate Change
2015	59	8.0	4.9	47.5%	47.0%
2016	52	7.0	5.4	-11.9%	-12.3%
2017	62	8.4	5.3	19.2%	19.6%
2018	47	6.4	5.0	-24.2%	-23.9% ²
2019	70	9.6	n/a	48.9%	50.2%

The murder rate increased 50.2% from 2018 to 2019



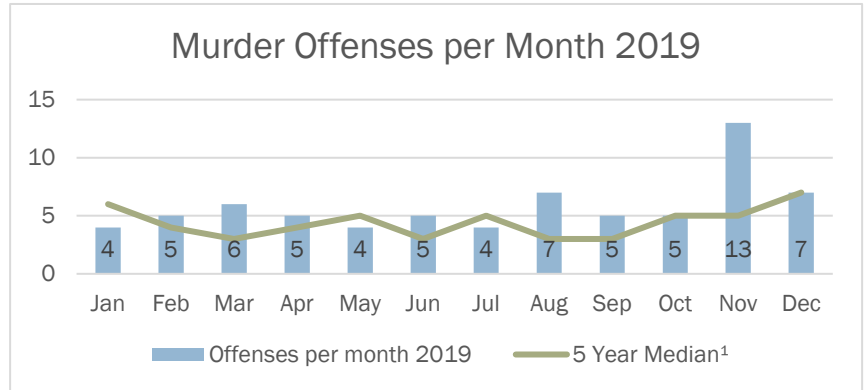
¹ FBI: UCR [Crime in the United State by Volume and Rate per 100,000 Inhabitants, 1998-2018](#). National Rates for 2019 were not available at the time of publication.

² Five-year median calculated from [Crime in Alaska Uniform Crime Reports 2014-2018](#).

Murder Offenses & Weapons

Offenses by Month

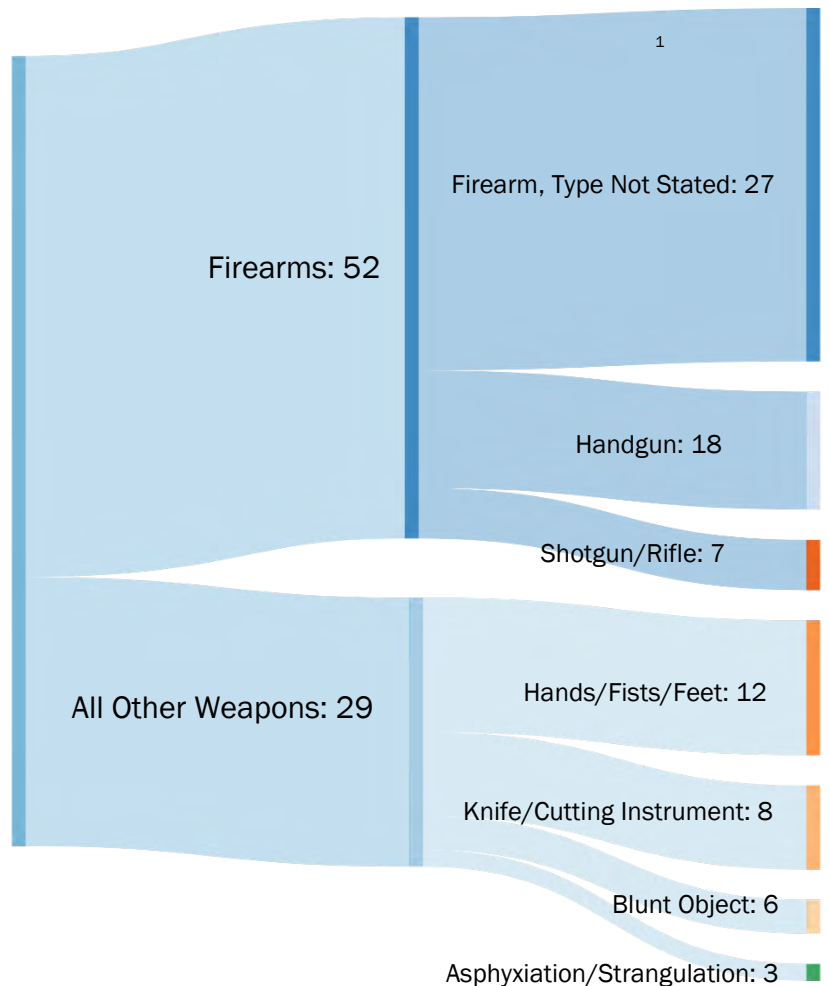
In 2019, the month of November recorded 13 murders. Incidents occurred statewide in November with Wasilla, Palmer, Juneau, Fairbanks, and Anchorage Police Departments all reporting at least one murder for their jurisdictions. The State Troopers also reported five murder victims in the month of November.



Murder Weapons

In 2019, murder victims where the reported suspect was a family member listed a firearm as the weapon in 64% of cases. Family member is defined as any familial relationship excluding a spouse, which is categorized as an intimate partner.

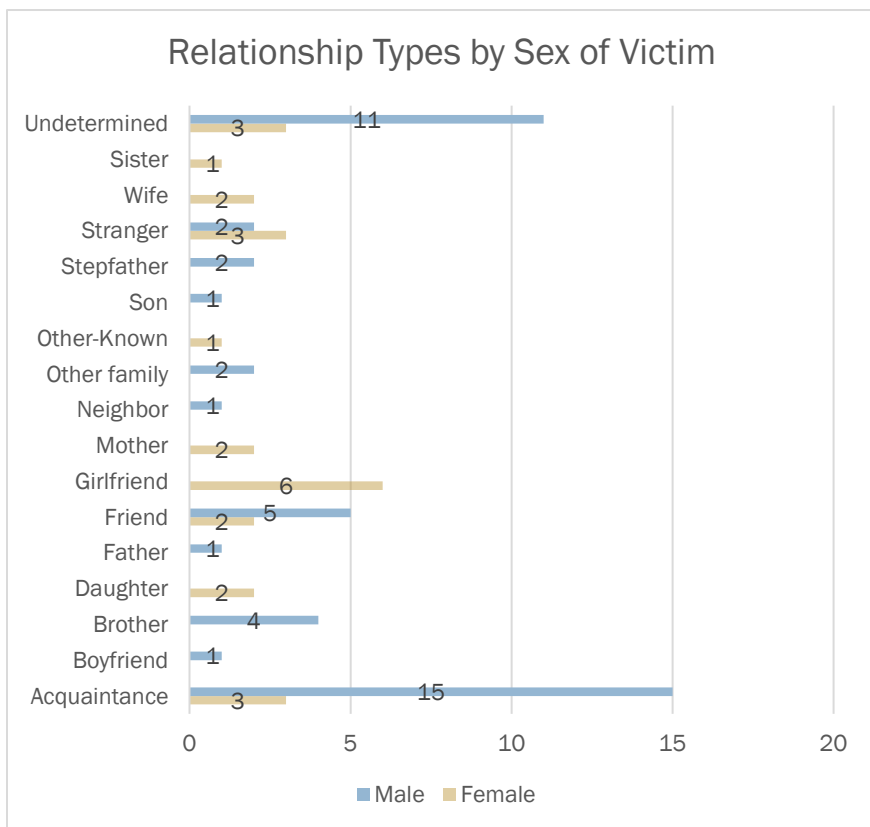
Weapons	
Firearms	52
Hands/Fists/Feet	12
Knife/Other Cutting Instrument	8
Blunt Object	6
Asphyxiation	2
Strangulation	1
Other/Unknown (not listed on graph)	1



¹ Five-year median calculated from [Crime in Alaska Uniform Crime Reports](#) 2014-2018.

Murder Victim/Suspect Relationships

Relationship of Victim to Offender¹



Male Victims – Relationship(s) to Offender(s)	
Acquaintance	15
Boyfriend	1
Brother	4
Father	1
Friend	5
Neighbor	1
Other family	2
Son	1
Stepfather	2
Stranger	2
Undetermined	11

Female Victims - Relationship(s) to Offender(s)	
Acquaintance	3
Daughter	2
Friend	2
Girlfriend	6
Mother	2
Otherwise Known	1
Stranger	3
Wife	2
Sister	1
Undetermined	3

Male homicide victims: The most common relationship between victim to offender was “acquaintance” and “family member”.

Female homicide victims: the most common relationship between victim and offender was “family member”² and intimate partner³”.

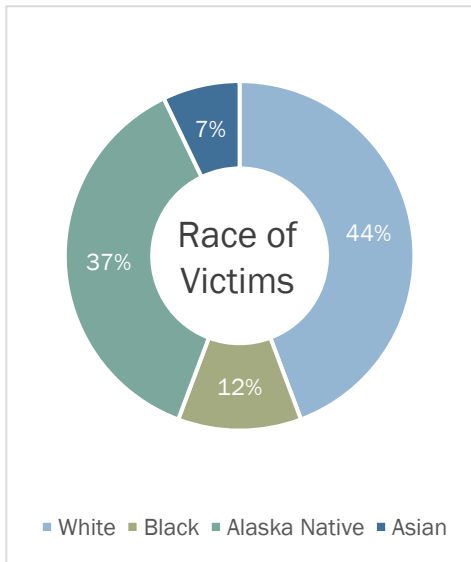
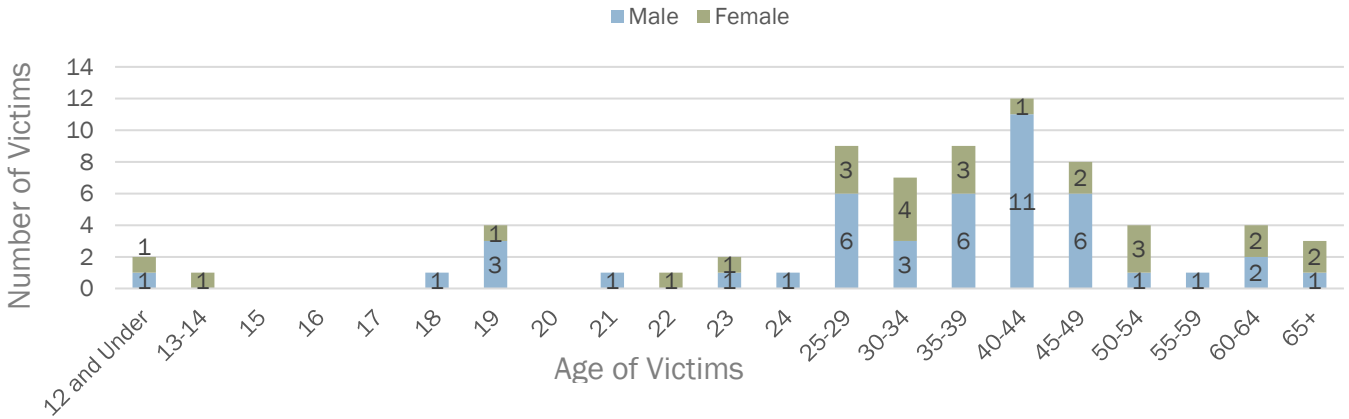
¹ The number of relationships will not always equal the number of offenses or victims; each victim/suspect relationship is considered, so incidents in which there are multiple suspects will result in more relationships than victims.

² For purposes of this publication, a “family member” is defined as any familial relationship excluding a spouse, which is categorized as “intimate partner”.

³ For purposes of this publication, an “intimate partner” relationship is defined as either a spouse or girlfriend/boyfriend of the victim.

Murder Victim Demographics

Age, Race, and Sex of Victims

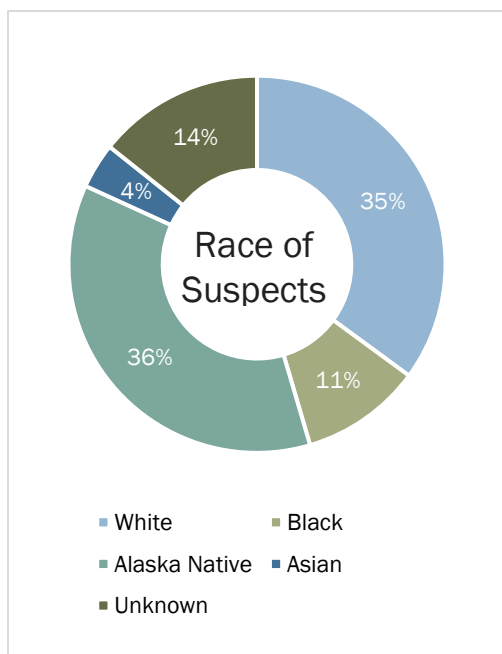
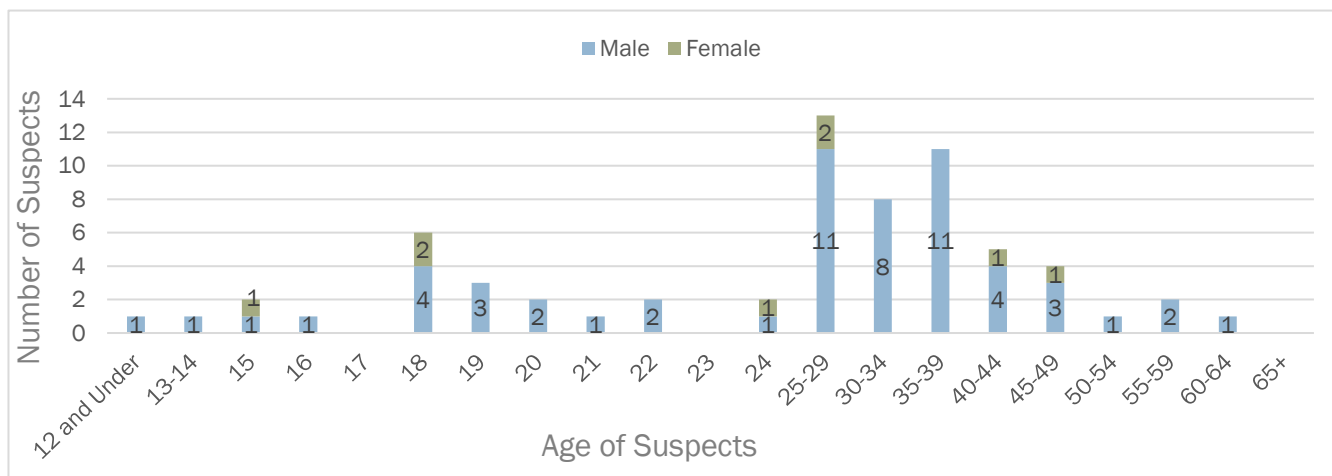


Age	Count	Sex of Victim		Race of Victim				
		Male	Female	White	Black	Alaska Native	Asian	Pacific Islander
<12	2	1	1	1		1		
13-14	1		1				1	
15								
16								
17								
18	1	1					1	
19	4	3	1	2	2			
20								
21	1	1		1				
22	1		1			1		
23	2	1	1		1	1		
24	1	1				1		
25-29	9	6	3	5		4		
30-34	7	3	4	3		3	1	
35-39	9	6	3	4	1	3	1	
40-44	12	11	1	2	4	6		
45-49	8	6	2	6		2		
50-54	4	1	3	2		2		
55-59	1	1					1	
60-64	4	2	2	4				
>65	3	1	2	1		2		

Male victims have the highest report number in the 40-44 year-old age group, while female victims have the highest number in the 30-34 year-old age group

Murder Suspect Demographics

Age, Race, and Sex of Suspects



Age	Count	Sex of Suspect		Race of Suspect				
		Male	Female	White	Black	Alaska Native	Asian	Pacific Islander
<12	1	1			1			
13-14	1	1				1		
15	2	1	1	1		1		
16	1	1		1				
17								
18	6	4	2	4	1	1		
19	3	3		1		1	1	
20	2	2		1	1			
21	1	1					1	
22	2	2		1	1			
23								
24	2	1	1	2				
25-29	13	11	2	3	2	8		
30-34	8	8		4		3	1	
35-39	11	11		4	1	6		
40-44	5	4	1	1	1	3		
45-49	4	3	1	2		2		
50-54	1	1				1		
55-59	2	2		1		1		
60-64	1	1		1				
>65								
Unknown	11							

The highest number of reported suspects were in the 25-29 year-old age group. In 14% of the reported murders, the suspect was unknown.

Rape

Definition

The National Uniform Crime Reporting (UCR) Program defines rape as penetration, no matter how slight, of the vagina or anus with any body part or object, or oral penetration by a sex organ of another person, without the consent of the victim. This definition includes either gender of victim or offender. This definition also includes instances in which the victim is incapable of giving consent because of temporary or permanent mental or physical incapacity (including due to the influence of drugs or alcohol) or because of age. Attempts or assaults to commit rape are also included in the statistics presented here; however, statutory rape and incest are excluded.

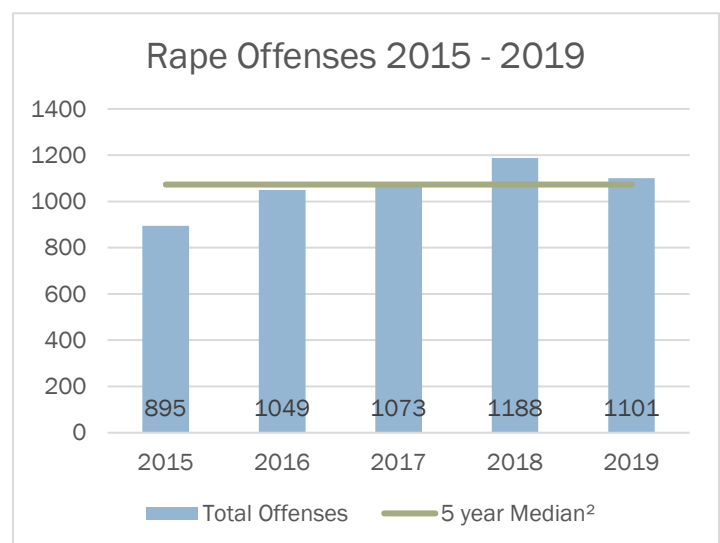
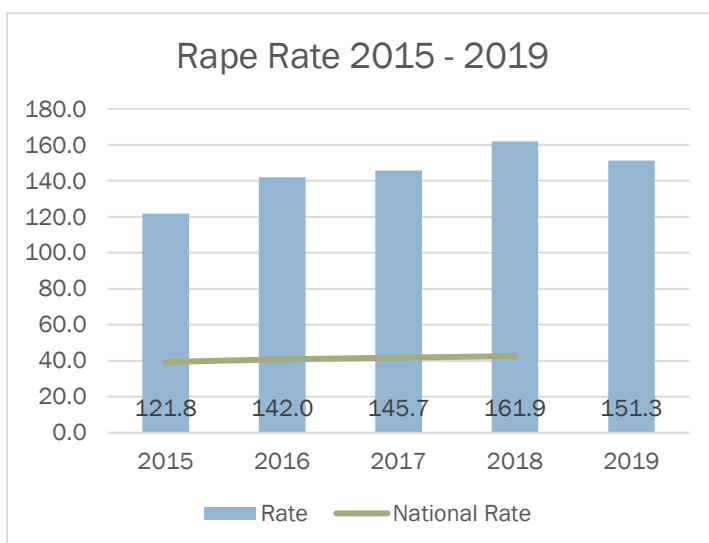
Summary

A total of 1,101 rapes were reported in 2019; 72 attempted rapes were reported and are included in this total. This represents 17.4% of all violent crime, and 4.0% of all crime reported in Alaska.

The number of reported rapes decreased 7.3%, and the rate of rape per 100,000 persons decreased 6.6% from 2018 to 2019. This is the first time in five years there has been a decrease in the number and rate of reported rapes. The rate of rape offenses also decreased for the first time in five years. In 2019, males accounted for 96% of reported arrestees, a slight decrease over 2018 male arrestees (97%).

Year	Offenses	Alaska Rate	National Rate ¹	Index Change	Rate Change
2015	895	121.8	39.3	17.1%	16.8%
2016	1,049	142.0	40.9	17.2%	16.6%
2017	1,073	145.7	41.7	2.3%	2.6%
2018	1,188	161.9	42.6	10.7%	11.1%
2019	1,101	151.3	n/a	-7.3%	-6.6%

The rape rate decreased 6.6% from 2018 to 2019



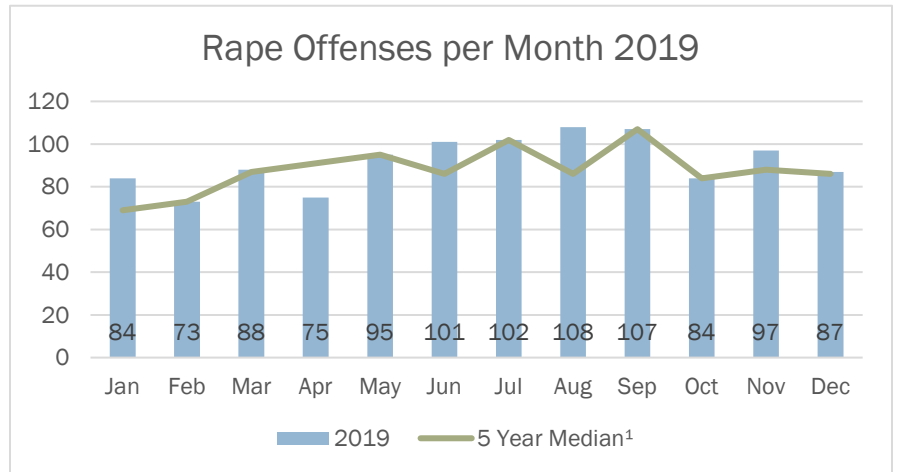
¹ FBI: UCR [Crime in the United State by Volume and Rate per 100,000 Inhabitants, 1998-2018](#). National Rates for 2019 were not available at the time of publication.

² Five-year median calculated from [Crime in Alaska Uniform Crime Reports 2014-2018](#).

Rape Offenses

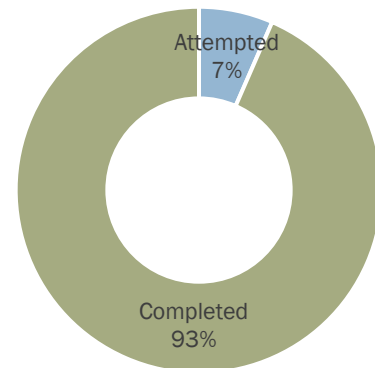
Offenses by Month

Since 2010, June has averaged the highest number of reported rape offenses at 84 per month. In 2019, the highest number of rape offenses were reported in August with 108 reports.



Attempted Offenses

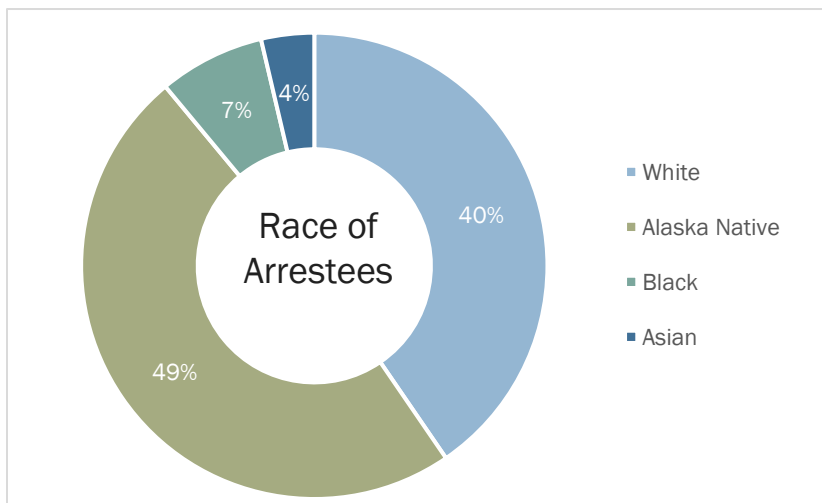
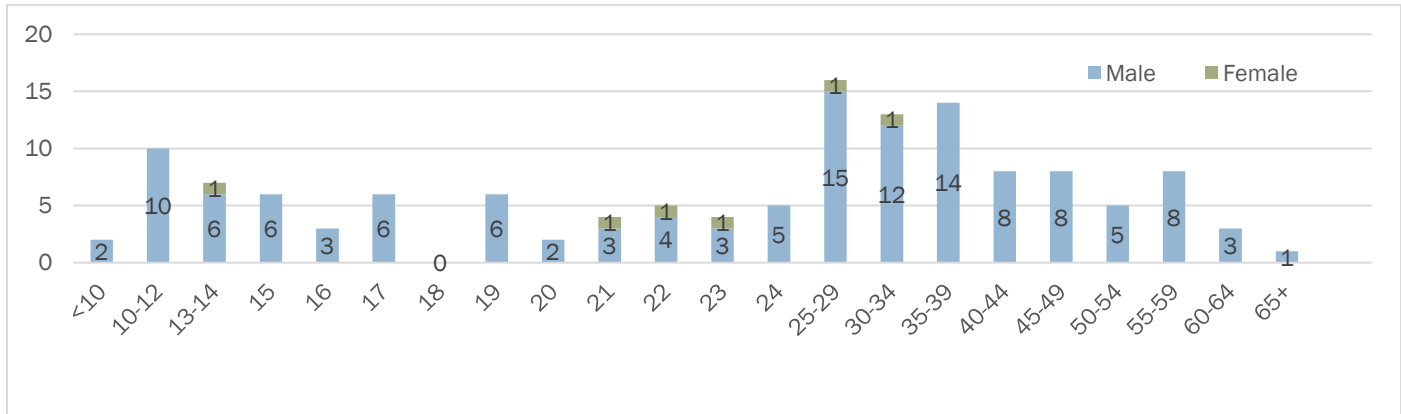
Year	Attempted Offenses	Completed Offenses	Percent Completed
2015	53	842	94.1%
2016	89	960	91.5%
2017	76	997	92.9%
2018	88	1,100	92.6%
2019	72	1,029	93.5%



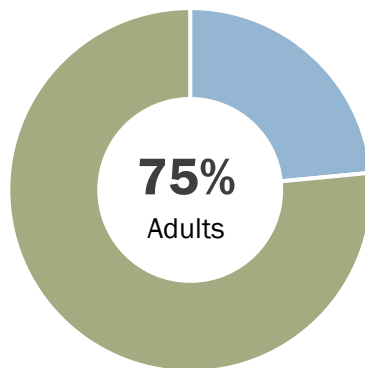
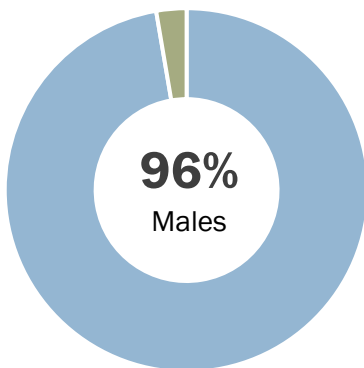
¹ Five-year median calculated from [Crime in Alaska Uniform Crime Reports](#) 2014-2018.

Arrests for Rape

Rape Arrestees by Age, Sex, and Race¹



Age	Male	Female
<10	2	
10-12	10	
13-14	6	1
15	6	
16	3	
17	6	
18	0	
19	6	
20	2	
21	3	1
22	4	1
23	3	1
24	5	
25-29	15	1
30-34	12	1
35-39	14	
40-44	8	
45-49	8	
50-54	5	
55-59	8	
60-64	3	
65+	1	



¹ A note on arrests: The reporting agencies provide a record of the total number of persons arrested, cited, or summoned (served) for criminal acts in all Part I and Part II crimes. In addition, the agencies furnish basic data concerning the personal characteristics—age, sex, race, and ethnicity—of persons arrested in a particular month. The UCR program collects data on the number of persons arrested, not the number of charges lodged. For example, a person may be arrested on several charges at one time; in this situation, the agency only scores one arrest under the most severe offense category as determined by the agency.

Robbery

Definition

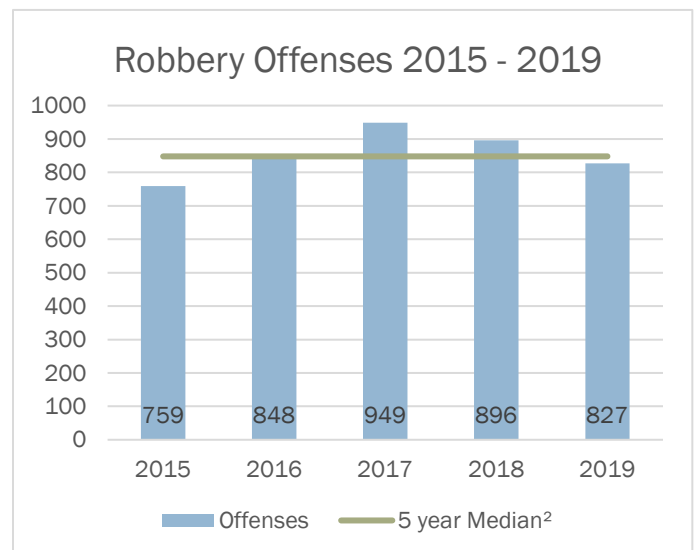
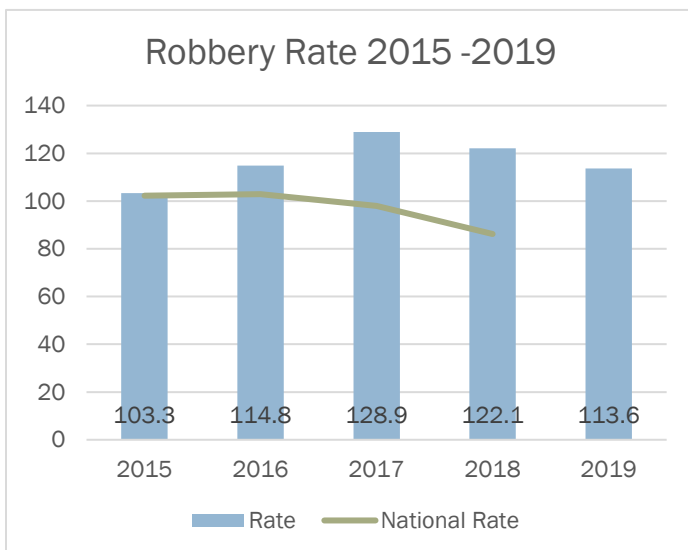
The National Uniform Crime Reporting (UCR) Program defines robbery as the taking or attempting to take anything of value from the care, custody, or control of a person or persons by force or threat of force or violence and/or by putting the victim in fear. Robbery is a type of theft committed in the presence of the victim. The victim is directly confronted by the offender and is threatened with force or is put in fear that force will be used. Robbery involves a theft or larceny but is aggravated by the element of force or threat of force. While the FBI generally classifies robbery as property crime, due to the violent nature of this offense it is included in the violent crime calculations.

Summary

A total of 827 robberies were reported in 2019. Attempted robberies are included in this total. This represents 13.0% of all violent crime, and 3.0% of all crime reported in Alaska. The number of reported robberies decreased 7.7%, and the rate of robberies per 100,000 persons decreased 6.9% from 2018 to 2019. Of the reported robberies, the majority (55%) involved use of hands, fists, or feet as weapon, commonly referred to as strong arm robbery. Arrest data shows that 74% of the persons arrested for robbery were male, and 93% were adults. The total property loss associated with robbery offenses in 2019 was \$687,269, up from \$573,726 in 2018.

Year	Offenses	Alaska Rate	National Rate ¹	Index Change	Rate Change
2015	759	103.3	102.2	21.1%	20.6%
2016	848	114.8	102.9	11.7%	11.2%
2017	949	128.9	98.0	11.9%	12.3%
2018	896	122.1	86.2	-5.6%	-5.3%
2019	827	113.6	n/a	-7.7%	-6.9%

The robbery rate decreased 6.9% from 2018 to 2019



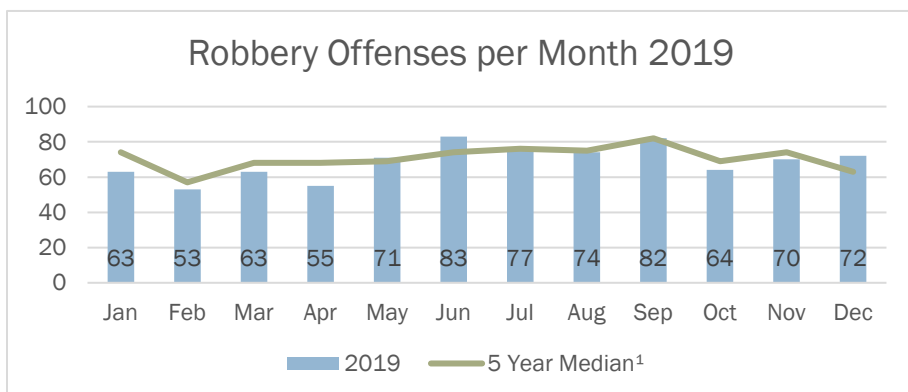
¹ FBI: UCR [Crime in the United State by Volume and Rate per 100,000 Inhabitants, 1998-2018](#). National Rates for 2019 were not available at the time of publication.

² Five-year median calculated from [Crime in Alaska Uniform Crime Reports 2014-2018](#).

Robbery Offenses

Offenses by Month

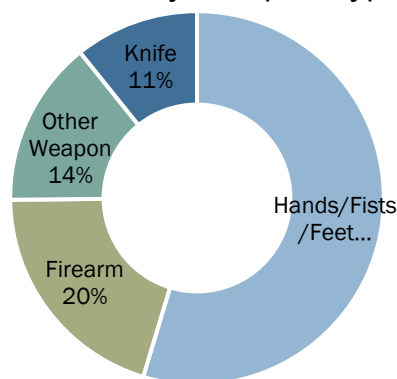
Since 2010, September has averaged the highest number of robbery offenses reported, averaging 70.3 robberies per month. In 2019, June had the highest number of offenses reported.



Robbery Weapon Types

Year	Firearm	Knife	Other Weapon	Hands, Fists, Feet
2015	201	89	92	377
2016	242	81	116	409
2017	294	88	134	433
2018	242	99	127	428
2019	167	89	119	452

2019 Robbery Weapon Types



Robbery Locations & Property Loss

Year	Highway, Street, Misc ²	Commercial Building	Residence	Gas Station/ Convenience Store	Bank
2015	344	100	140	25	9
2016	368	140	123	62	14
2017	403	162	153	58	6
2018	315	177	138	67	15
2019	298	182	134	63	9

Robbery Locations in 2019	Property Loss
Highway, Street, Alley	\$328,030
Residence	\$217,578
Miscellaneous ²	\$70,287
Commercial Building	\$49,115
Bank	\$10,037
Gas Station/ Convenience Store	\$12,222

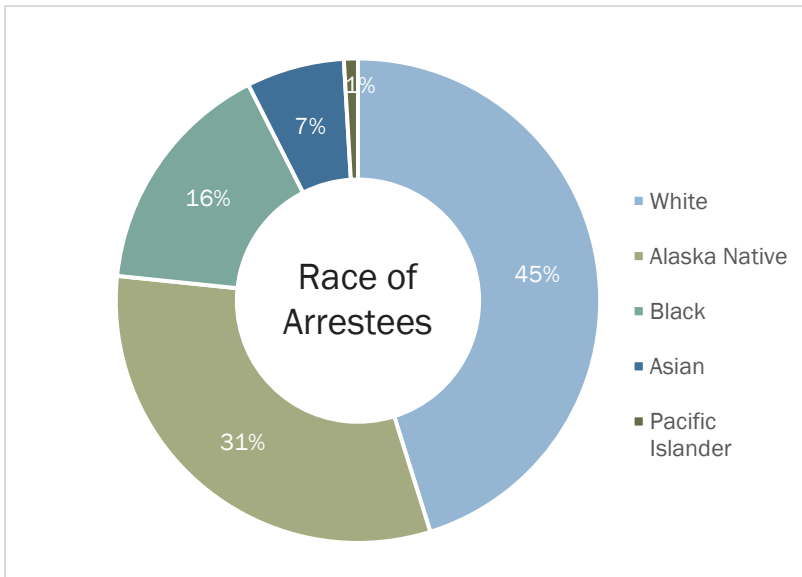
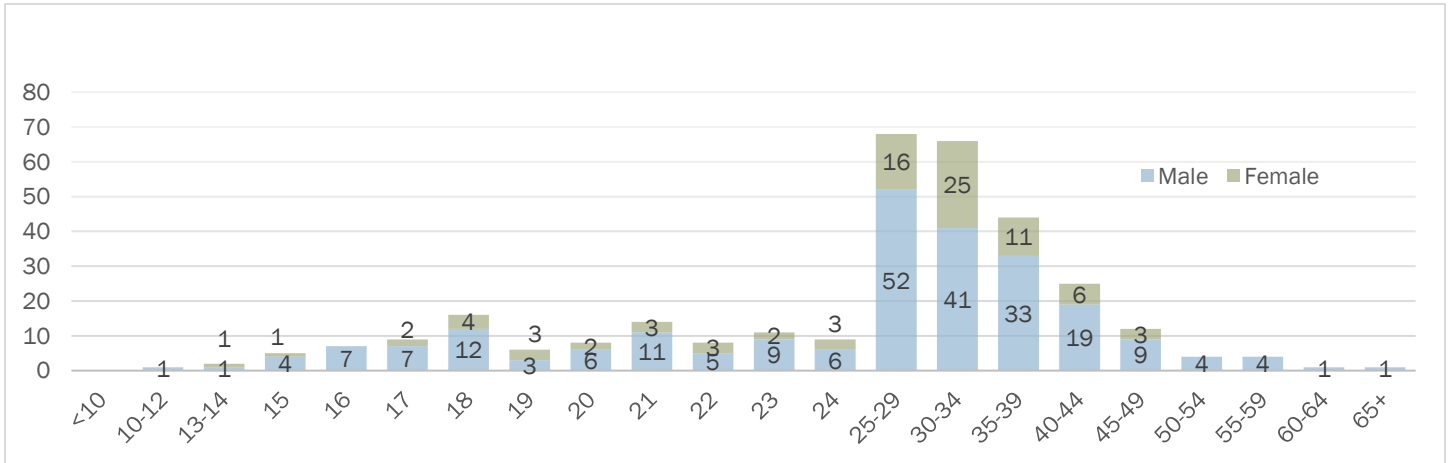
Total robbery property loss in 2019:
\$687,269

¹ Five-year median calculated from [Crime in Alaska Uniform Crime Reports](#) 2014-2018.

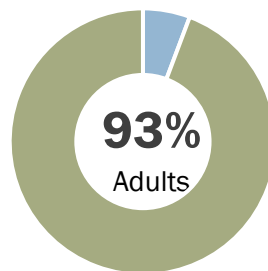
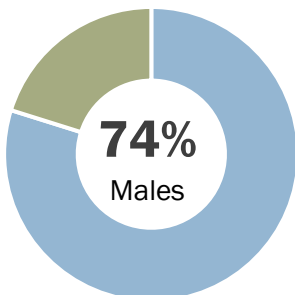
² The robbery miscellaneous category, encompassing those not classified in the other 6 categories, includes robberies occurring on or at waterways, houses of worship, union halls, school buildings, government buildings, subways, trains, airplanes, doctors' and lawyers' offices, wooded areas, etc.

Arrests for Robbery

Robbery Arrestees by Age, Sex, and Race¹



Age	Male	Female
<10		
10-12	1	
13-14	1	1
15	4	1
16	7	
17	7	2
18	12	4
19	3	3
20	6	2
21	11	3
22	5	3
23	9	2
24	6	3
25-29	52	16
30-34	41	25
35-39	33	11
40-44	19	6
45-49	9	3
50-54	4	
55-59	4	
60-64	1	
65+	1	



¹ A note on arrests: The reporting agencies provide a record of the total number of persons arrested, cited, or summoned (served) for criminal acts in all Part I and Part II crimes. In addition, the agencies furnish basic data concerning the personal characteristics—age, sex, race, and ethnicity—of persons arrested in a particular month. The UCR program collects data on the number of persons arrested, not the number of charges lodged. For example, a person may be arrested on several charges at one time; in this situation, the agency only scores one arrest under the most severe offense category as determined by the agency.

Aggravated Assault

Definition

The National Uniform Crime Reporting (UCR) Program defines aggravated assault as an unlawful attack by one person upon another to inflict severe or aggravated bodily injury. The UCR Program further specifies this type of assault is usually accompanied by the use of a weapon or by other means likely to produce death or great bodily harm. Attempted aggravated assault that involves the display of, or threat to use, a gun, knife, or other dangerous weapon is included in this crime category because serious personal injury could likely result if the assault were completed. Attempts to murder are also included in this offense category.

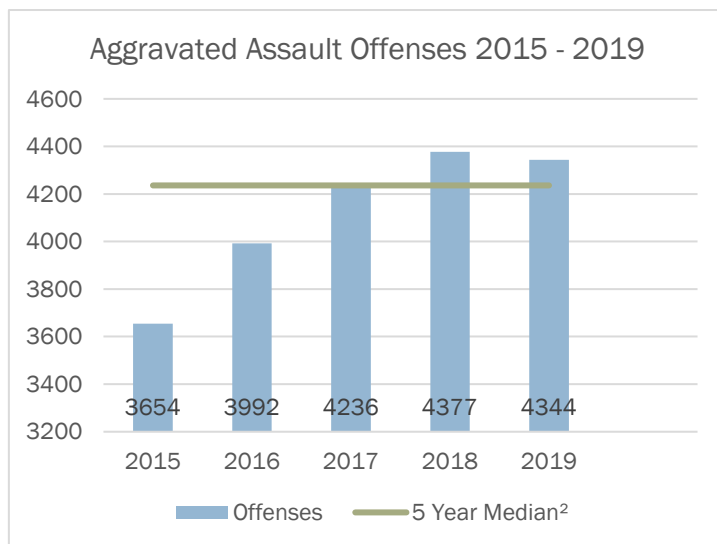
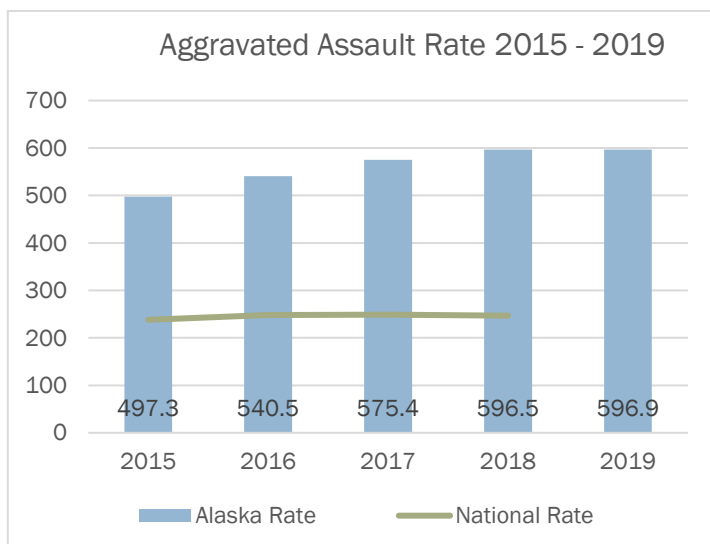
Summary

A total of 4,344 aggravated assaults were reported in 2019. This represents 68.5% of all violent crime and 15.6% of all crime reported in Alaska. The number of reported assaults decreased 0.8% and the rate of assaults per 100,000 persons increased 0.1% from 2018 to 2019.

While not included in crime calculations, there were 10,001 offenses of simple assault reported in 2019. Simple assault includes all assaults which do not involve the use of a firearm, knife, cutting instrument, or other dangerous weapon and in which the victim does not sustain serious or aggravated injuries.

Year	Offenses	Alaska Rate	National Rate ¹	Index Change	Rate Change
2015	3,654	497.3	238.1	13.3%	13.0%
2016	3,992	540.5	248.3	9.3%	8.7%
2017	4,236	575.4	248.9	6.1%	6.5%
2018	4,377	596.5	246.8	3.3%	3.7%
2019	4,344	596.9	n/a	-0.8%	0.1%

Aggravated assault offense reports decreased 0.8% 2018 to 2019



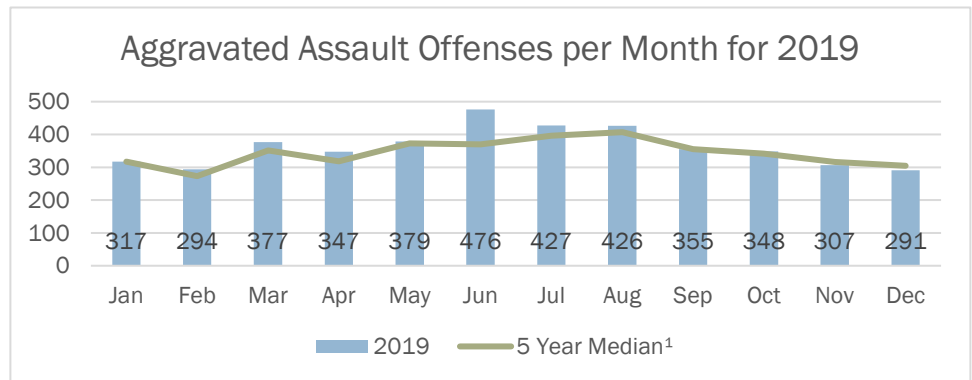
¹ FBI: UCR [Crime in the United State by Volume and Rate per 100,000 Inhabitants, 1998-2018](#). National Rates for 2019 not available at time of publication.

² Five-year median calculated from [Crime in Alaska Uniform Crime Reports 2014-2018](#).

Aggravated Assault Offenses

Offenses by Month

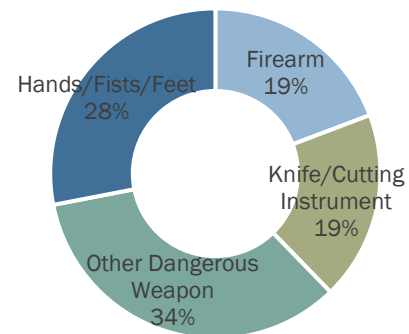
Since 2010, August has averaged the highest number of assault offenses reported, averaging 356.6 assaults per month. In 2019, June is the month with the highest reported assault offenses at 476.



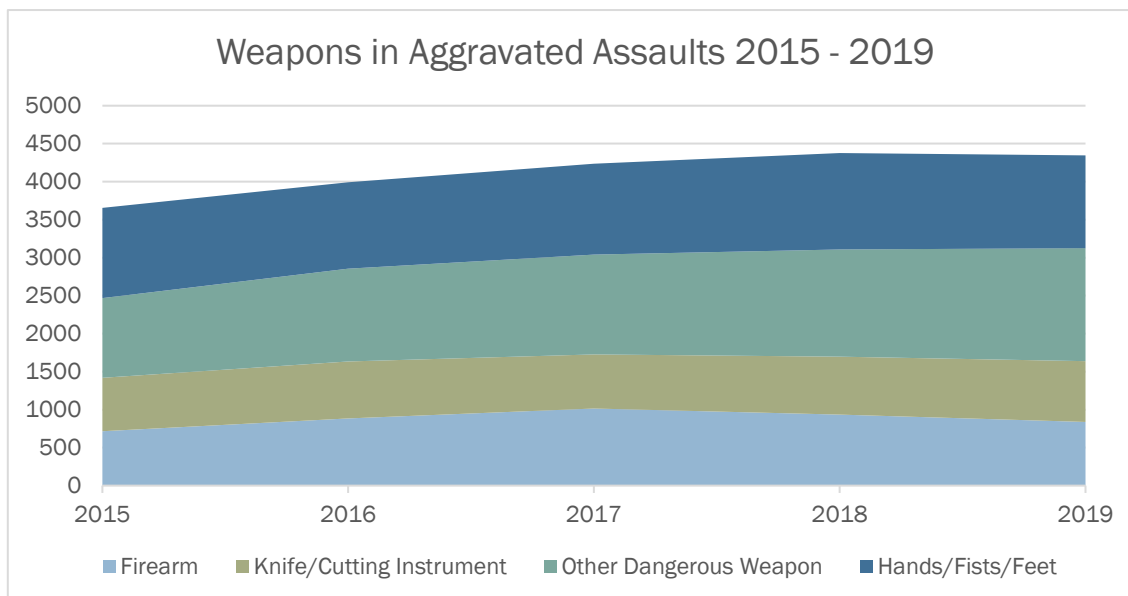
Aggravated Assault Weapon Types

Year	Firearm	Knife	Other Weapon	Hands, Fists, Feet
2015	716	703	1,049	1,186
2016	883	750	1,224	1,135
2017	1,015	712	1,314	1,195
2018	935	763	1,411	1,268
2019	836	803	1,487	1,218

Weapon Types 2019



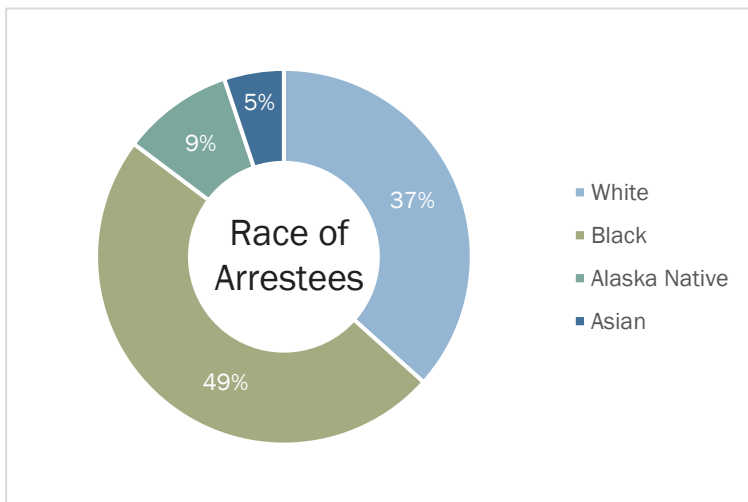
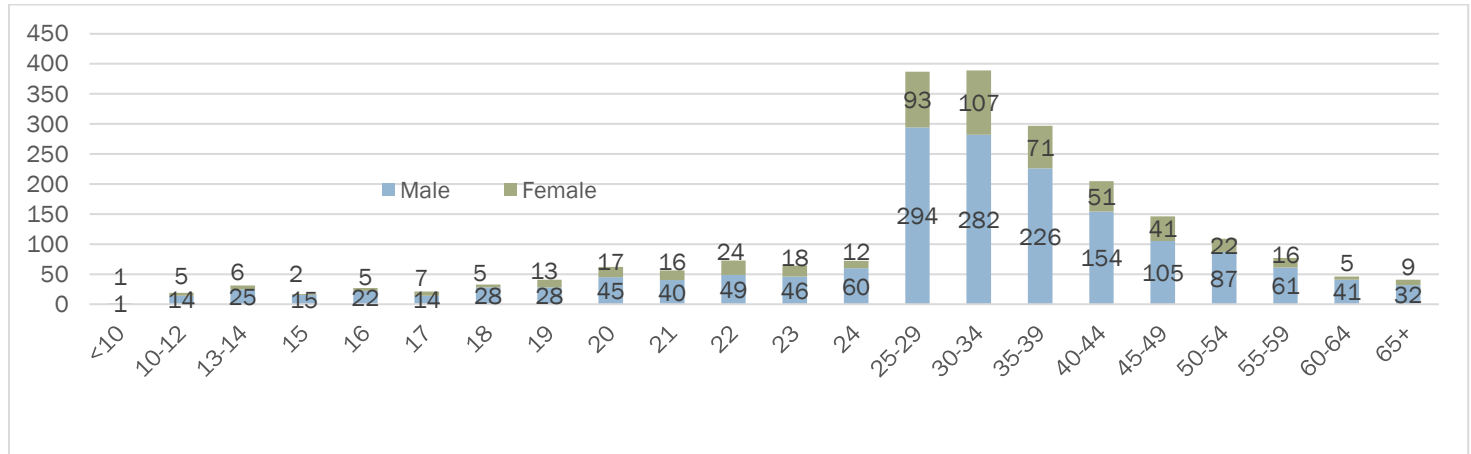
Weapons in Aggravated Assaults 2015 - 2019



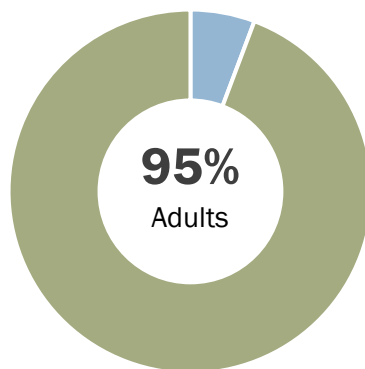
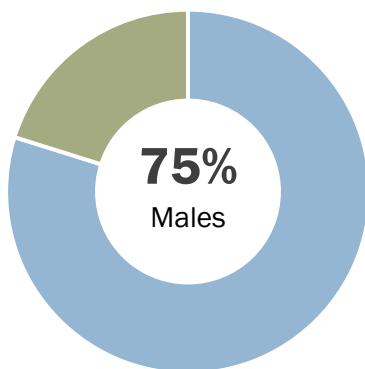
¹ Five-year median calculated from [Crime in Alaska Uniform Crime Reports](#) 2014-2018.

Arrests for Aggravated Assault

Aggravated Assault Arrestees by Age, Sex, and Race¹



Age	Male	Female
<10	1	1
10-12	14	5
13-14	25	6
15	15	2
16	22	5
17	14	7
18	28	5
19	28	13
20	45	17
21	40	16
22	49	24
23	46	18
24	60	12
25-29	294	93
30-34	282	107
35-39	226	71
40-44	154	51
45-49	105	41
50-54	87	22
55-59	61	16
60-64	41	5
65+	32	9



¹ A note on arrests: The reporting agencies provide a record of the total number of persons arrested, cited, or summoned (served) for criminal acts in all Part I and Part II crimes. In addition, the agencies furnish basic data concerning the personal characteristics—age, sex, race, and ethnicity—of persons arrested in a particular month. The UCR program collects data on the number of persons arrested, not the number of charges lodged. For example, a person may be arrested on several charges at one time; in this situation, the agency only scores one arrest under the most severe offense category as determined by the agency.

Burglary

Definition

The Uniform Crime Reporting (UCR) Program defines burglary as the unlawful entry of a structure to commit a felony or theft. To classify an offense as a burglary, the use of force to gain entry need not have occurred. The UCR Program has three sub classifications for burglary: forcible entry, unlawful entry where no force is used, and attempted forcible entry. The UCR definition of “structure” includes, for example, an apartment, barn, house trailer or houseboat (when used as a permanent dwelling), office, stable, vessel (e.g., ship), or a warehouse. Tents, tent trailers, motor homes, house trailers, or other mobile units being used for recreational purposes are not considered structures.

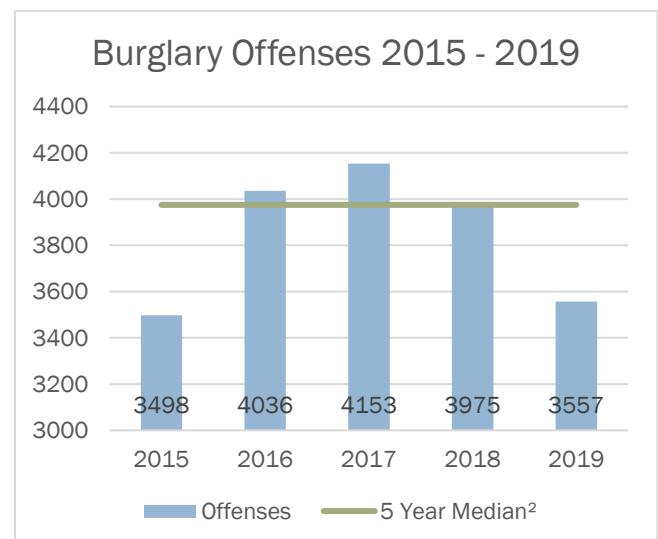
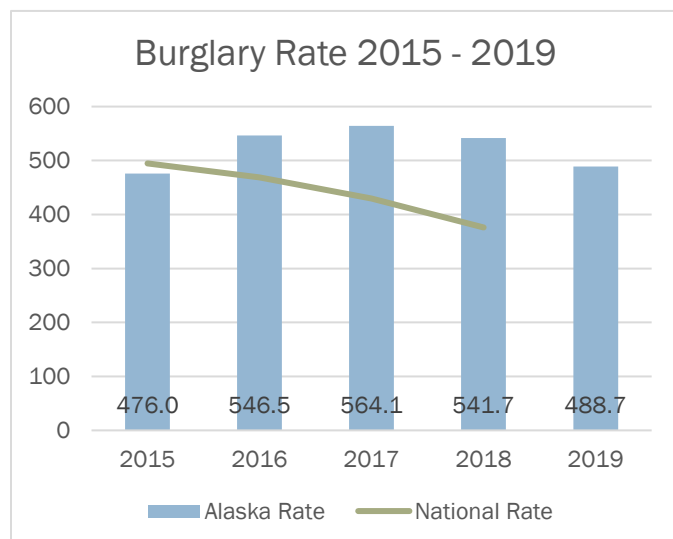
Summary

A total of 3,557 burglaries were reported in 2019. This represents 16.6% of all property crime, and 12.8% of all crime reported Alaska. This marks the second straight year in decreased reports of burglary offense to law enforcement. The number of reported burglaries decreased 10.5% from 2018 to 2019, and the rate of burglaries per 100,000 persons decreased 9.8%.

Of the reported burglaries, 60% were of residential structures. In residential burglaries when the time of the offense was known, the majority (54%) occurred during the day. The total property loss associated with burglary in 2019 was over \$8.5 million.

Year	Offenses	Alaska Rate	National Rate ¹	Index Change	Rate Change
2015	3,498	476.0	494.7	11.5%	11.2%
2016	4,036	546.5	468.9	15.4%	14.8%
2017	4,153	564.1	429.7	2.9%	3.2%
2018	3,975	541.7	376.0	-4.3%	-4.0%
2019	3,557	488.7	n/a	-10.5%	-9.8%

The burglary rate decreased 9.8% from 2018 to 2019



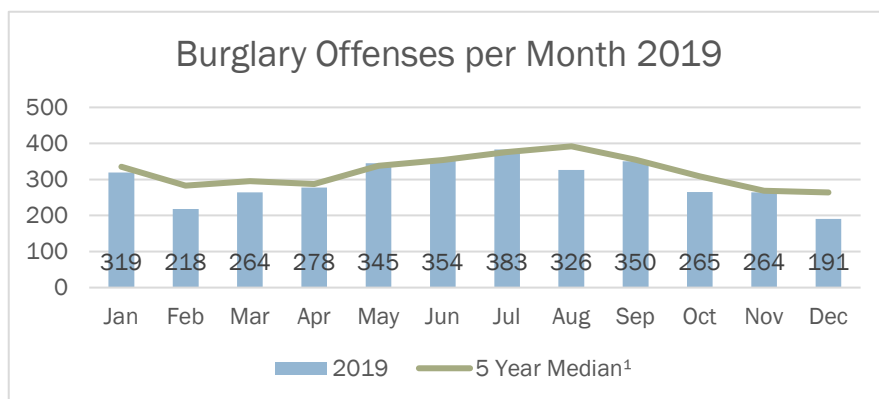
¹ FBI: UCR [Crime in the United State by Volume and Rate per 100,000 Inhabitants, 1998-2018](#). National Rates for 2019 were not available at the time of publication.

² Five-year median calculated from [Crime in Alaska Uniform Crime Reports](#) 2014-2018.

Burglary Offenses

Offenses by Month

Since 2010, August has averaged the highest number of reported burglary offenses, averaging 343.6 burglaries per month. In 2019, July recorded the highest number of burglaries, with 383 reported burglaries.

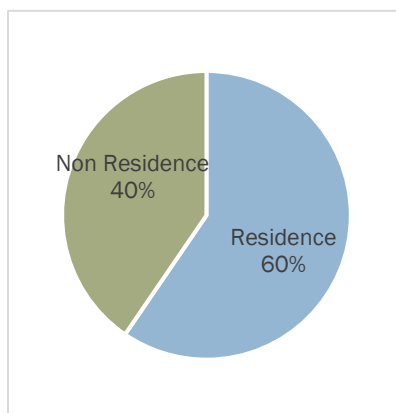
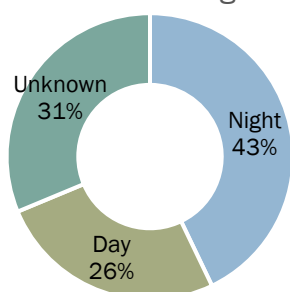


Burglary Locations

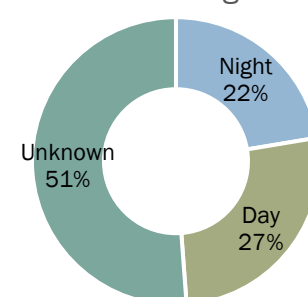
Time	Count	Value
Night	617	\$989,433
Day	372	\$917,511
Unknown Time	450	\$1,374,507

Time	Count	Value
Night	474	\$643,137
Day	560	\$1,736,984
Unknown Time	1084	\$2,899,544

Non-Residential Burglaries



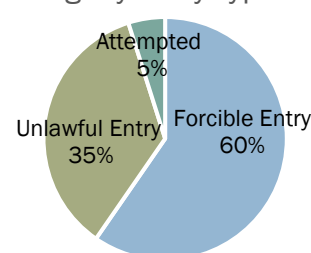
Residential Burglaries



Burglary Entry Types

Year	Forcible Entry	Unlawful Entry	Attempted
2015	2,107	1,162	229
2016	2,330	1,434	272
2017	2,704	1,215	234
2018	2,475	1,304	196
2019	2,121	1,262	174

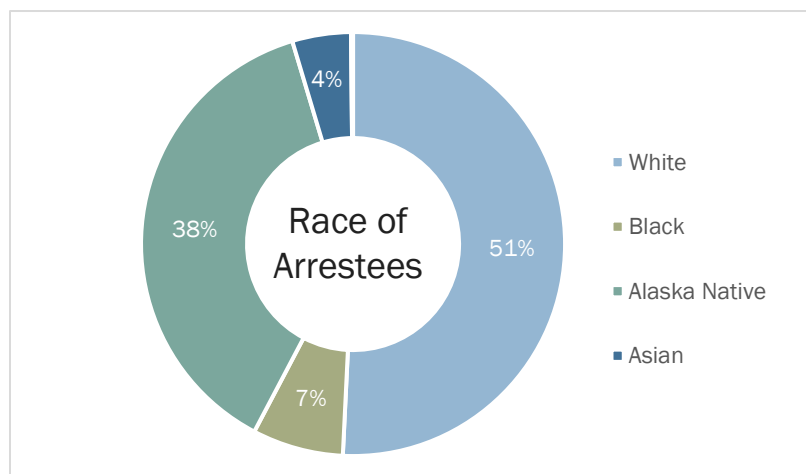
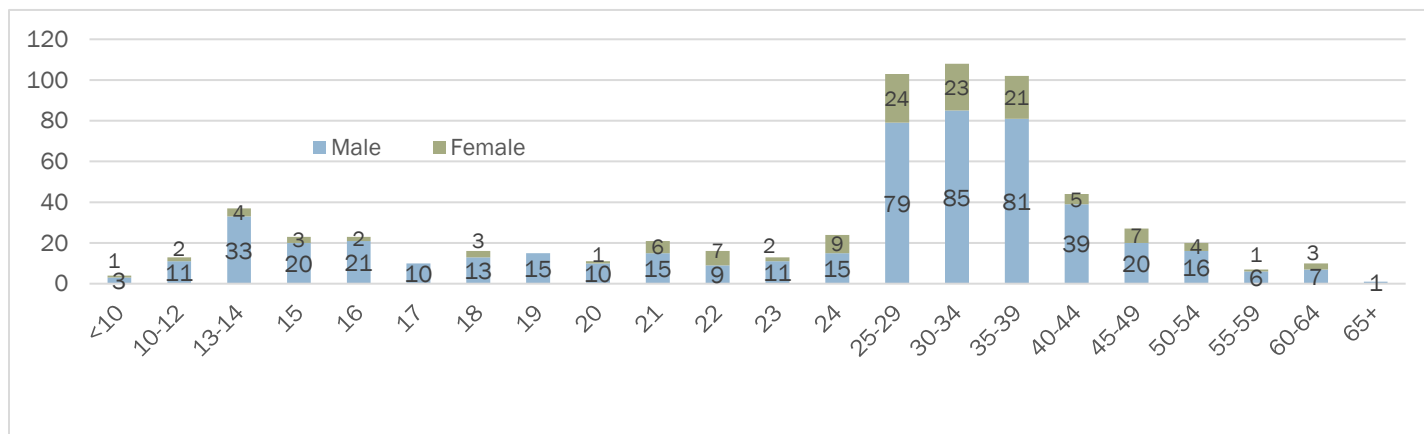
Burglary Entry Types



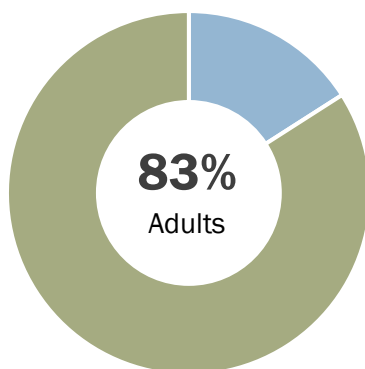
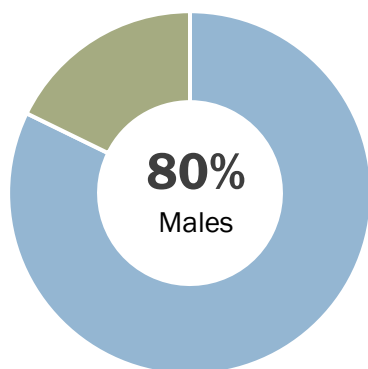
¹ Five-year median calculated from [Crime in Alaska Uniform Crime Reports](#) 2014-2018.

Arrests for Burglary

Burglary Arrestees by Age, Sex, and Race¹



Age	Male	Female
<10	3	1
10-12	11	2
13-14	33	4
15	20	3
16	21	2
17	10	0
18	13	3
19	15	0
20	10	1
21	15	6
22	9	7
23	11	2
24	15	9
25-29	79	24
30-34	85	23
35-39	81	21
40-44	39	5
45-49	20	7
50-54	16	4
55-59	6	1
60-64	7	3
65+	1	0



¹ A note on arrests: The reporting agencies provide a record of the total number of persons arrested, cited, or summoned (served) for criminal acts in all Part I and Part II crimes. In addition, the agencies furnish basic data concerning the personal characteristics—age, sex, race, and ethnicity—of persons arrested in a particular month. The UCR program collects data on the number of persons arrested, not the number of charges lodged. For example, a person may be arrested on several charges at one time; in this situation, the agency only scores one arrest under the most severe offense category as determined by the agency.

Larceny

Definition

The Uniform Crime Reporting (UCR) Program defines larceny-theft as the unlawful taking, carrying, leading, or riding away of property from the possession or constructive possession of another. All thefts are included in this category with one exception: motor vehicle theft. Because of the high volume of motor vehicle thefts, this crime has its own offense category. Contributing agencies do not classify larceny offenses of embezzlement, fraud, counterfeiting, obtaining money by false pretenses, larceny by check, larceny by bailee, or check fraud. Each of these crimes falls within one of the Part II offense categories.

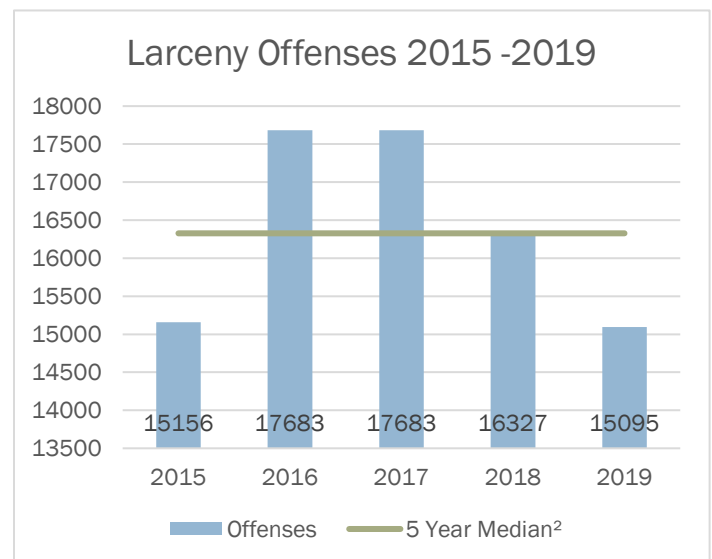
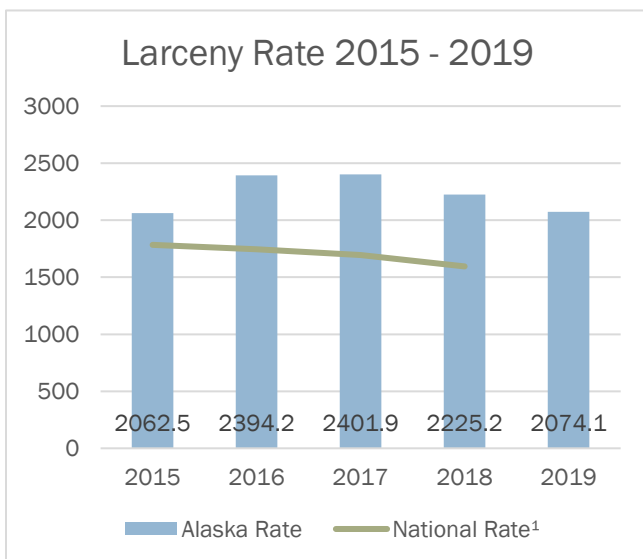
Summary

A total of 15,095 larcenies were reported in 2019. This represents 70.3% of all property crime, and 54.3% of all crime reported in Alaska. The number of reported larcenies decreased 7.5%, and the rate of larcenies per 100,000 persons decreased 6.8% from 2018 to 2019. This marks the second straight year of a decrease in the number of reported larceny offenses.

The most common larceny type was shoplifting (31% of all larcenies). Arrest data shows that 62% of the persons arrested for larceny were male, and 92% were adults. The total property loss associated with larceny in 2019 was just over \$11.2 million, down from \$16.4 million in 2018.

Year	Offenses	Alaska Rate	National Rate ¹	Index Change	Rate Change
2015	15,156	2,062.5	1,783.6	-1.3%	-1.6%
2016	17,683	2,394.2	1,745.4	16.7%	16.1%
2017	17,683	2,401.9	1,694.4	0.0%	0.3%
2018	16,327	2,225.2	1,594.6	-7.7%	-7.4%
2019	15,095	2,074.1	n/a	-7.5%	-6.8%

The larceny rate decreased 6.8% from 2018 to 2019



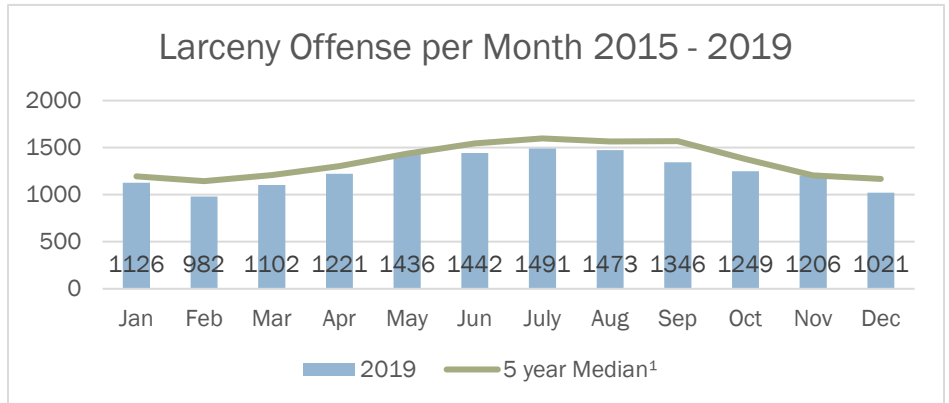
¹ FBI: UCR [Crime in the United State by Volume and Rate per 100,000 Inhabitants, 1998-2018](#). National Rates for 2019 were not available at the time of publication.

² Five-year median calculated from [Crime in Alaska Uniform Crime Reports 2014-2018](#).

Larceny Offenses

Offenses by Month

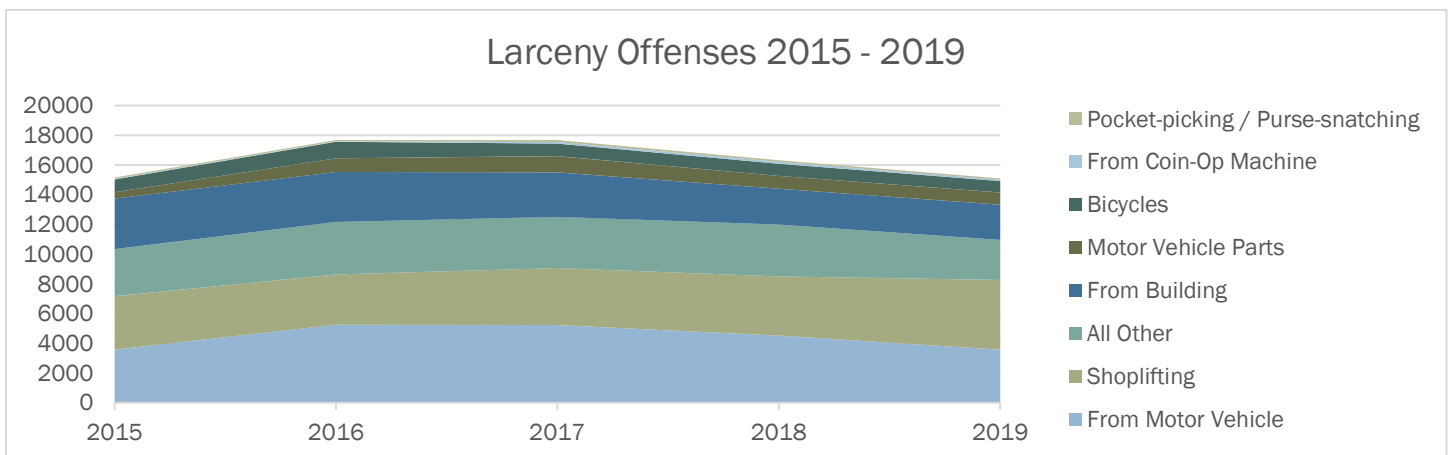
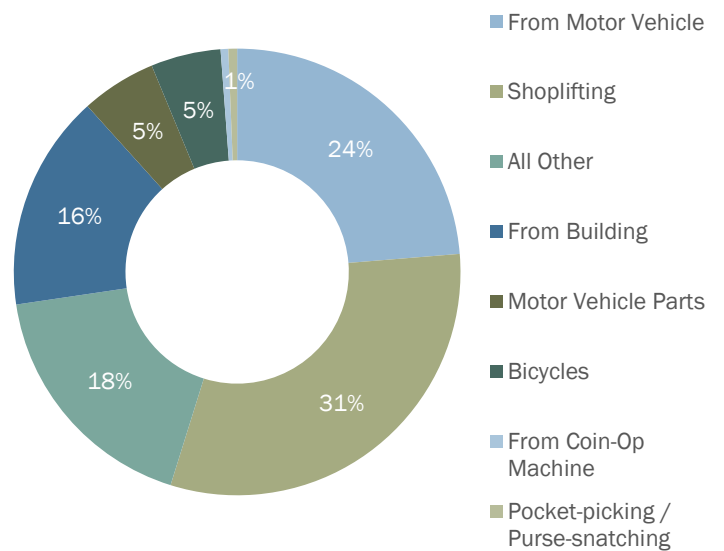
Since 2010, July has averaged the highest number of larceny offenses reported with an average of 1,637.6 larcenies per month. In 2019, July again recorded the highest number of larcenies with 1,491 reported larcenies.



Larceny Types & Property Loss

Value Range	Number of Offenses	Total Value
\$200 & Over	6,352	\$ 10,817,005
\$50 - \$199	3,256	\$ 327,562
Under \$50	5,487	\$ 82,699

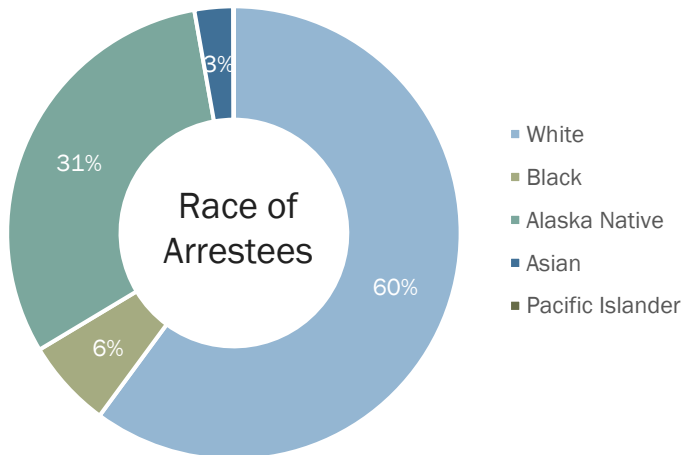
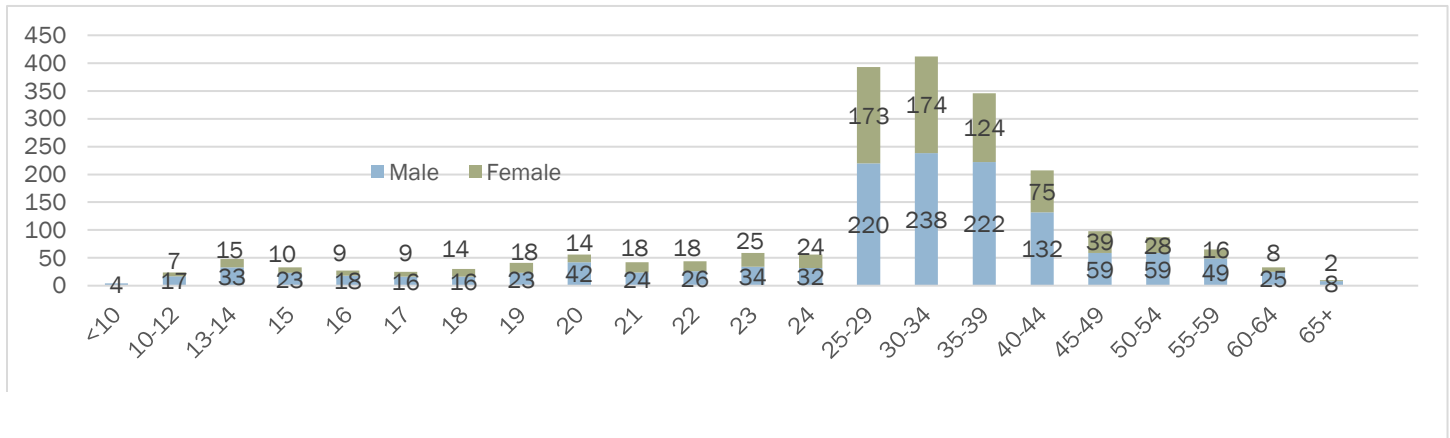
Type	Number of Offenses	Total Value
From Motor Vehicle	3,579	\$ 3,188,760
Shoplifting	4,696	\$ 627,316
All Other	2,694	\$ 3,594,599
From Building	2,362	\$ 2,953,478
Motor Vehicle Parts	821	\$ 308,482
Bicycles	764	\$ 480,192
From Coin-Op Machine	84	\$ 39,189
Pocket-picking	95	\$ 35,250
Purse-snatching	3,579	\$ 3,188,760



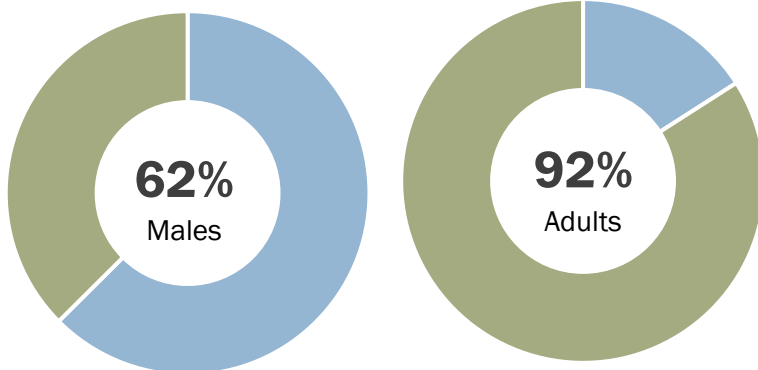
¹ Five-year median calculated from [Crime in Alaska Uniform Crime Reports](#) 2014-2018.

Arrests for Larceny

Larceny Arrestees by Age, Sex, and Race¹



Age	Male	Female
<10	4	
10-12	17	7
13-14	33	15
15	23	10
16	18	9
17	16	9
18	16	14
19	23	18
20	42	14
21	24	18
22	26	18
23	34	25
24	32	24
25-29	220	173
30-34	238	174
35-39	222	124
40-44	132	75
45-49	59	39
50-54	59	28
55-59	49	16
60-64	25	8
65+	8	2



¹ A note on arrests: The reporting agencies provide a record of the total number of persons arrested, cited, or summoned (served) for criminal acts in all Part I and Part II crimes. In addition, the agencies furnish basic data concerning the personal characteristics—age, sex, race, and ethnicity—of persons arrested in a particular month. The UCR program collects data on the number of persons arrested, not the number of charges lodged. For example, a person may be arrested on several charges at one time; in this situation, the agency only scores one arrest under the most severe offense category as determined by the agency.

Motor Vehicle Theft

Definition

The Uniform Crime Reporting (UCR) Program defines motor vehicle theft as the theft or attempted theft of a motor vehicle; a motor vehicle is a self-propelled vehicle which runs on land surfaces and not on rails. Examples of motor vehicles include sport utility vehicles, automobiles, trucks, buses, motorcycles, motor scooters, all-terrain vehicles, and snowmobiles. Motor vehicle theft does not include farm equipment, bulldozers, airplanes, construction equipment or water craft such as motorboats, sailboats, houseboats, or jet skis. The taking of a motor vehicle for temporary use by persons having lawful access is excluded from this definition.

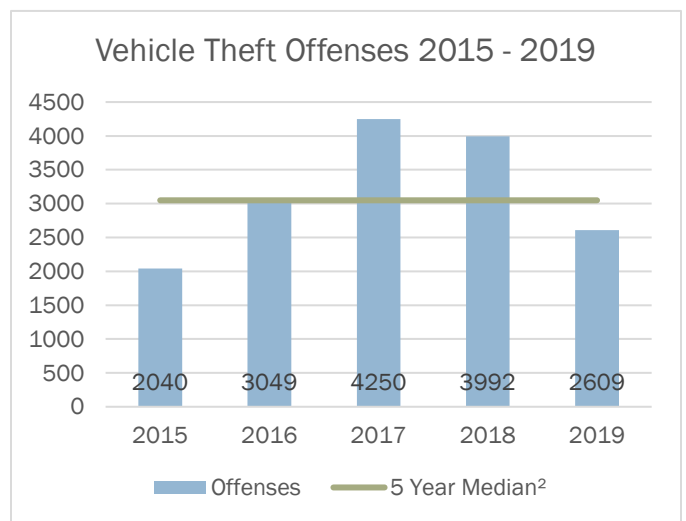
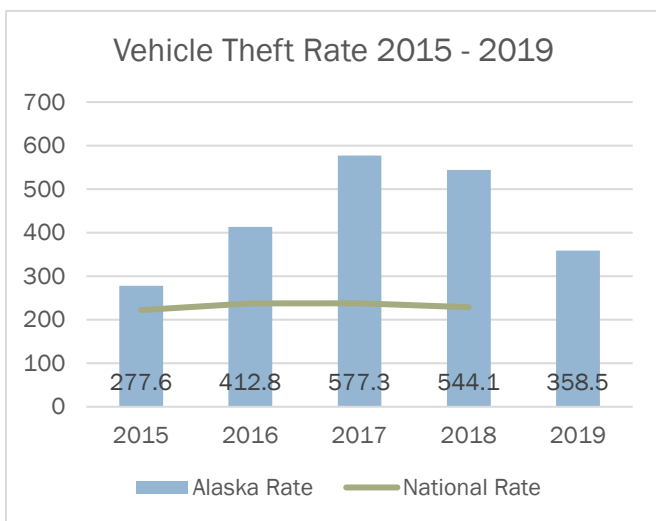
Summary

A total of 2,609 motor vehicle thefts were reported in 2019. This represents 12.2% of all property crime, and 9.4% of all crime reported in Alaska. The number of reported vehicle thefts decreased 34.6%, and the rate of vehicle thefts per 100,000 persons decreased 34.1% from 2018 to 2019. This is a significant decrease and marks the second straight year in decreased reports of this offense.

Arrest data shows that 72% of the persons arrested for vehicle theft were male, and 89% were adults. The total property loss associated with motor vehicle theft in 2019 was nearly \$17.3 million, down from \$27.0 million in 2018.

Year	Offenses	Alaska Rate	National Rate ¹	Index Change	Rate Change
2015	2,040	277.6	222.2	17.9%	17.5%
2016	3,049	412.8	237.3	49.5%	48.7%
2017	4,250	577.3	237.7	39.4%	39.8%
2018	3,992	544.1	228.9	-6.1%	-5.8%
2019	2,609	358.5	n/a	-34.6%	-34.1%

The vehicle theft rate decreased 34.1% from 2018 to 2019



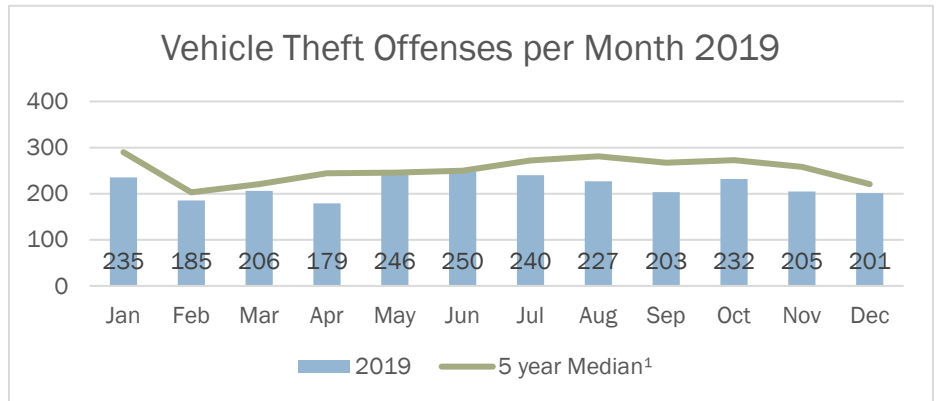
¹ FBI: UCR [Crime in the United State by Volume and Rate per 100,000 Inhabitants, 1998-2018](#). National Rates for 2019 were not available at the time of publication.

² Five-year median calculated from [Crime in Alaska Uniform Crime Reports 2014-2018](#).

Motor Vehicle Theft Offenses

Offenses by Month

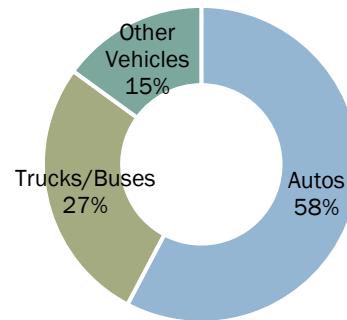
Since 2010, July has averaged the highest number of reported vehicle theft offenses, averaging 223.5 vehicle thefts per month. In 2019, June recorded the highest number of motor vehicle thefts with 250 reported thefts.



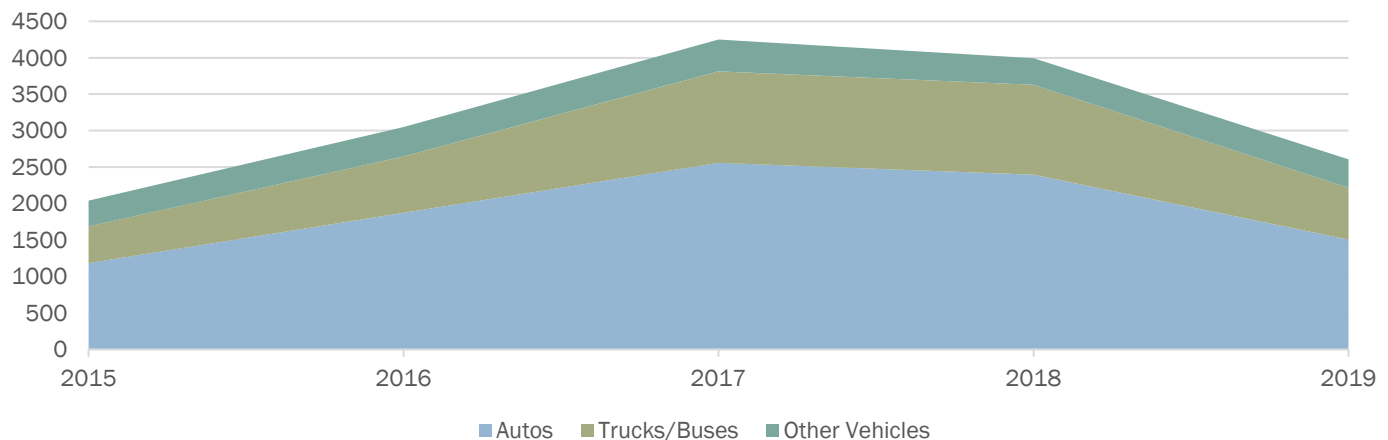
Motor Vehicle Theft Offenses by Vehicle Type

Year	Autos	Trucks/Buses	Other Vehicles
2015	1,184	505	351
2016	1,876	769	404
2017	2,560	1,253	437
2018	2,397	1,233	362
2019	1,506	712	391

Vehicle Thefts in 2019



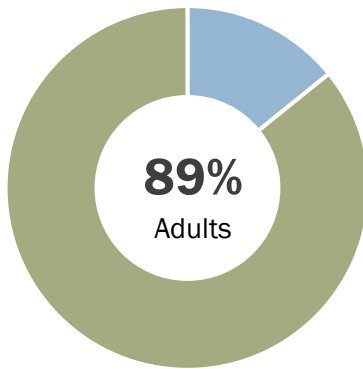
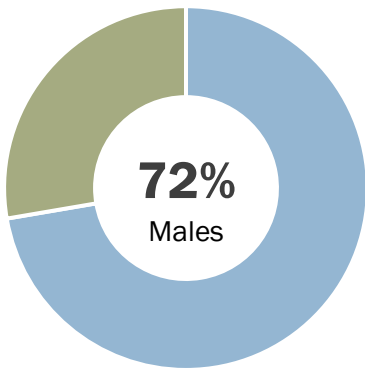
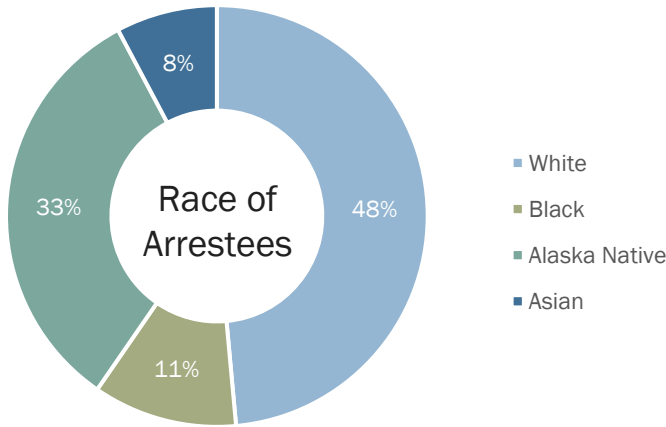
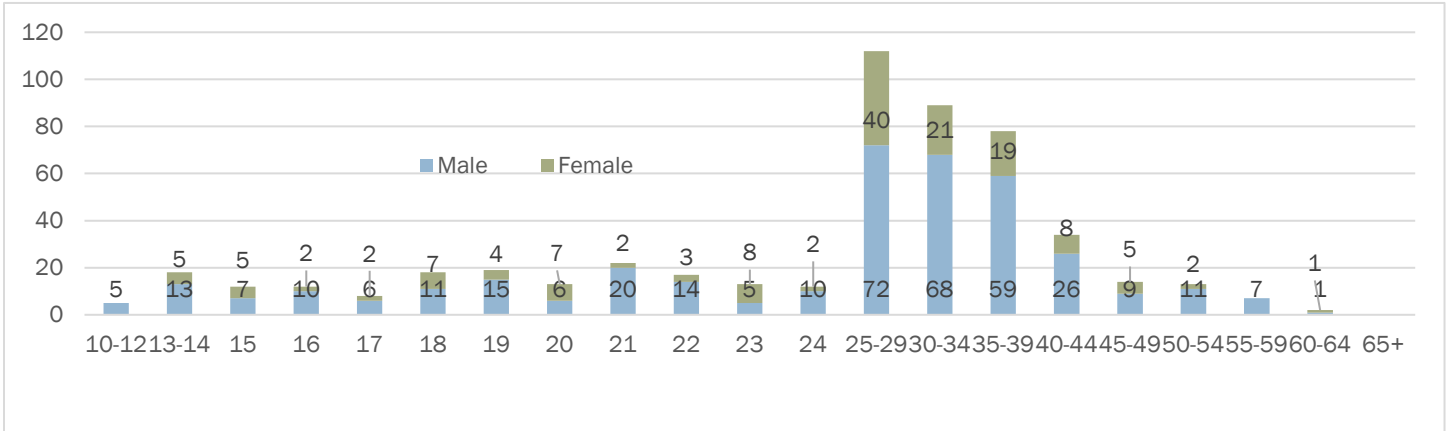
Vehicle Thefts by Type 2015 - 2019



¹ Five-year median calculated from [Crime in Alaska Uniform Crime Reports 2014-2018](#)

Arrests for Motor Vehicle Theft

Vehicle Theft Arrestees by Age, Sex, and Race¹



Age	Male	Female
<10		
10-12	5	
13-14	13	5
15	7	5
16	10	2
17	6	2
18	11	7
19	15	4
20	6	7
21	20	2
22	14	3
23	5	8
24	10	2
25-29	72	40
30-34	68	21
35-39	59	19
40-44	26	8
45-49	9	5
50-54	11	2
55-59	7	
60-64	1	1
65+		

¹ A note on arrests: The reporting agencies provide a record of the total number of persons arrested, cited, or summoned (served) for criminal acts in all Part I and Part II crimes. In addition, the agencies furnish basic data concerning the personal characteristics—age, sex, race, and ethnicity—of persons arrested in a particular month. The UCR program collects data on the number of persons arrested, not the number of charges lodged. For example, a person may be arrested on several charges at one time; in this situation, the agency only scores one arrest under the most severe offense category as determined by the agency.

Arson

Definition

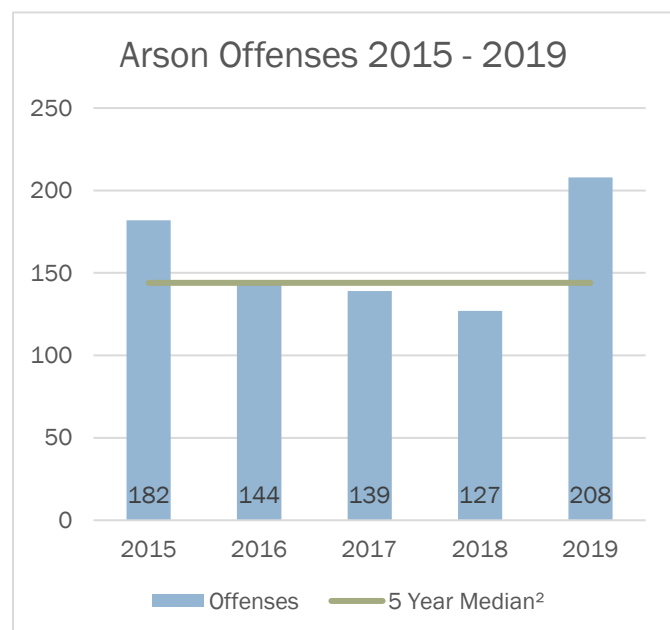
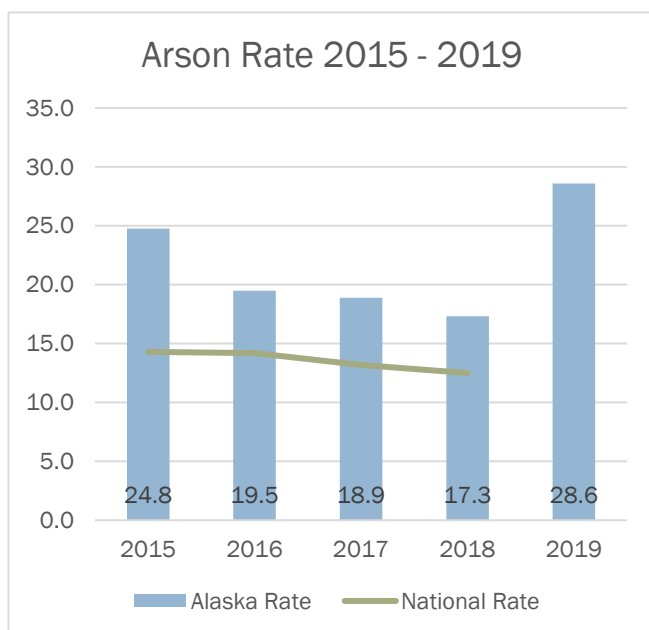
Any willful or malicious burning or attempt to burn, with or without intent to defraud, a dwelling house, public building, motor vehicle or aircraft, personal property of another, etc. Contributing agencies report as arson only fires determined through investigation to have been willfully or maliciously set. Attempts to burn are included in this offense, but fires of suspicious or unknown origins are not. Agencies classify one offense for each distinct arson operation originating within the reporting jurisdiction. If arson is perpetrated in one locale and spreads to another, the jurisdiction in which the fire originated reports it.

Summary

A total of 208 arsons were reported in 2019. This represents 1.0% of all property crime, and 0.7% of all crime reported in Alaska. The number of reported arsons increased 63.8% to its highest reported level in five years, and the rate of arsons per 100,000 persons also increased to 65.1% from 2018 to 2019. The majority (53%) of arsons were of structures. Arrest data shows that 65% of the persons arrested for arson were male, and 75% were adults, reversing the trend from 2018 in which more juveniles were arrested than adults. The total property loss associated with arson in 2019 was just over \$12 million.

Year	Offenses	Alaska Rate	National Rate ¹	Index Change	Rate Change
2015	182	24.8	14.3	25.5%	25.1%
2016	144	19.5	14.2	-20.9%	-21.3%
2017	139	18.9	13.2	-3.5%	-3.2%
2018	127	17.3	12.5	-8.6%	-8.3%
2019	208	28.6	n/a	63.8%	65.1%

The arson rate increased 65.1% from 2018 to 2019



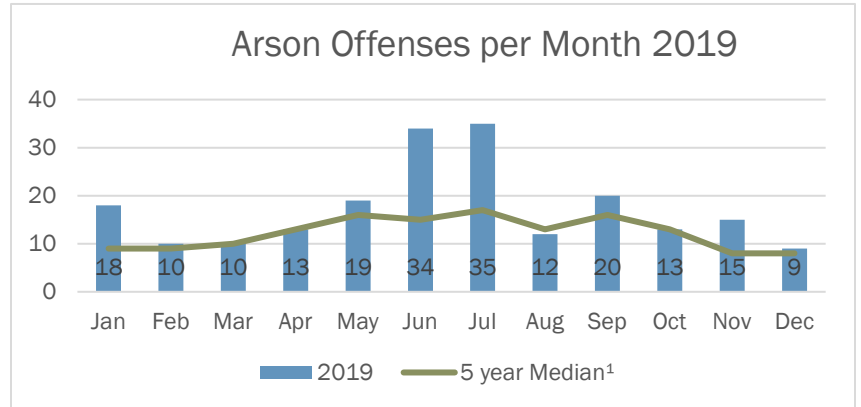
¹ FBI: Crime in the United States, [Arson Rate by Population Group, 2018](#). National Rates for 2019 were not available at the time of publication.

² Five-year median calculated from [Crime in Alaska Uniform Crime Reports](#) 2014-2018.

Arson Offenses

Offenses by Month

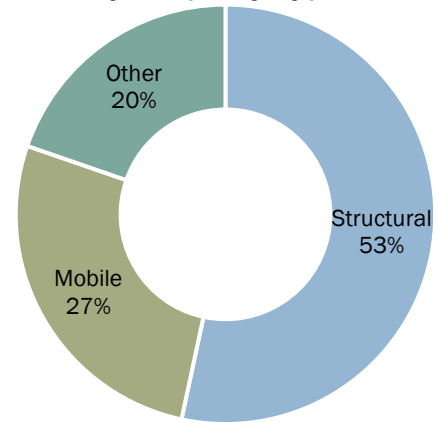
Since 2010, July has averaged the highest number of reported arson offenses, averaging 21.6 arsons per month. In 2019, July again had the highest number of arsons for the year, with 35 reported arson offenses.



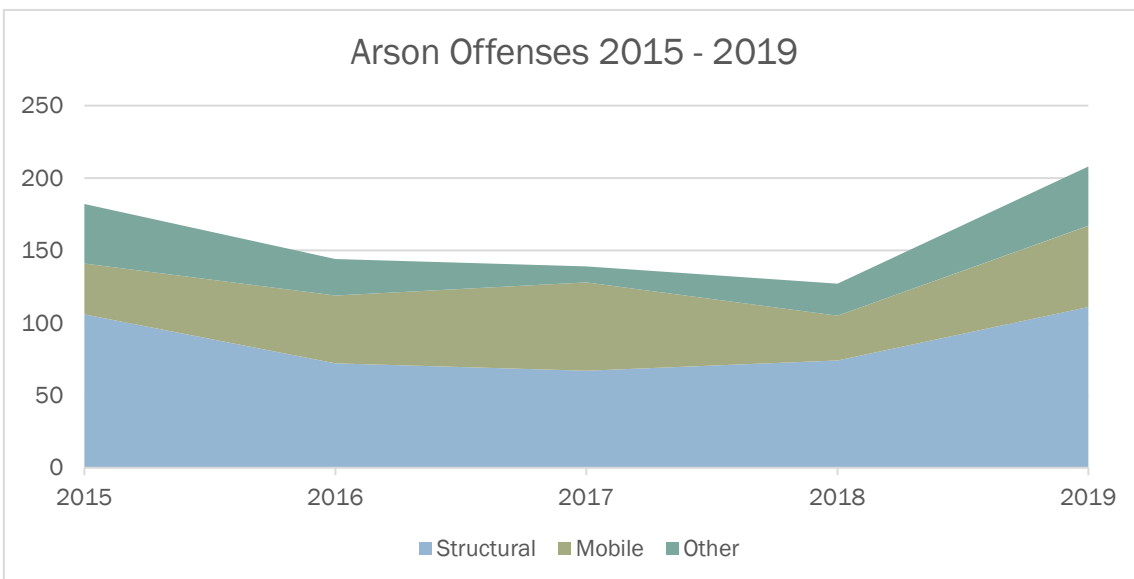
Arson by Property Type

Year	Structural Property	Mobile Property	Other Property Type
2015	106	35	41
2016	72	47	25
2017	67	61	11
2018	74	31	22
2019	111	56	41

Arson by Property Type 2019



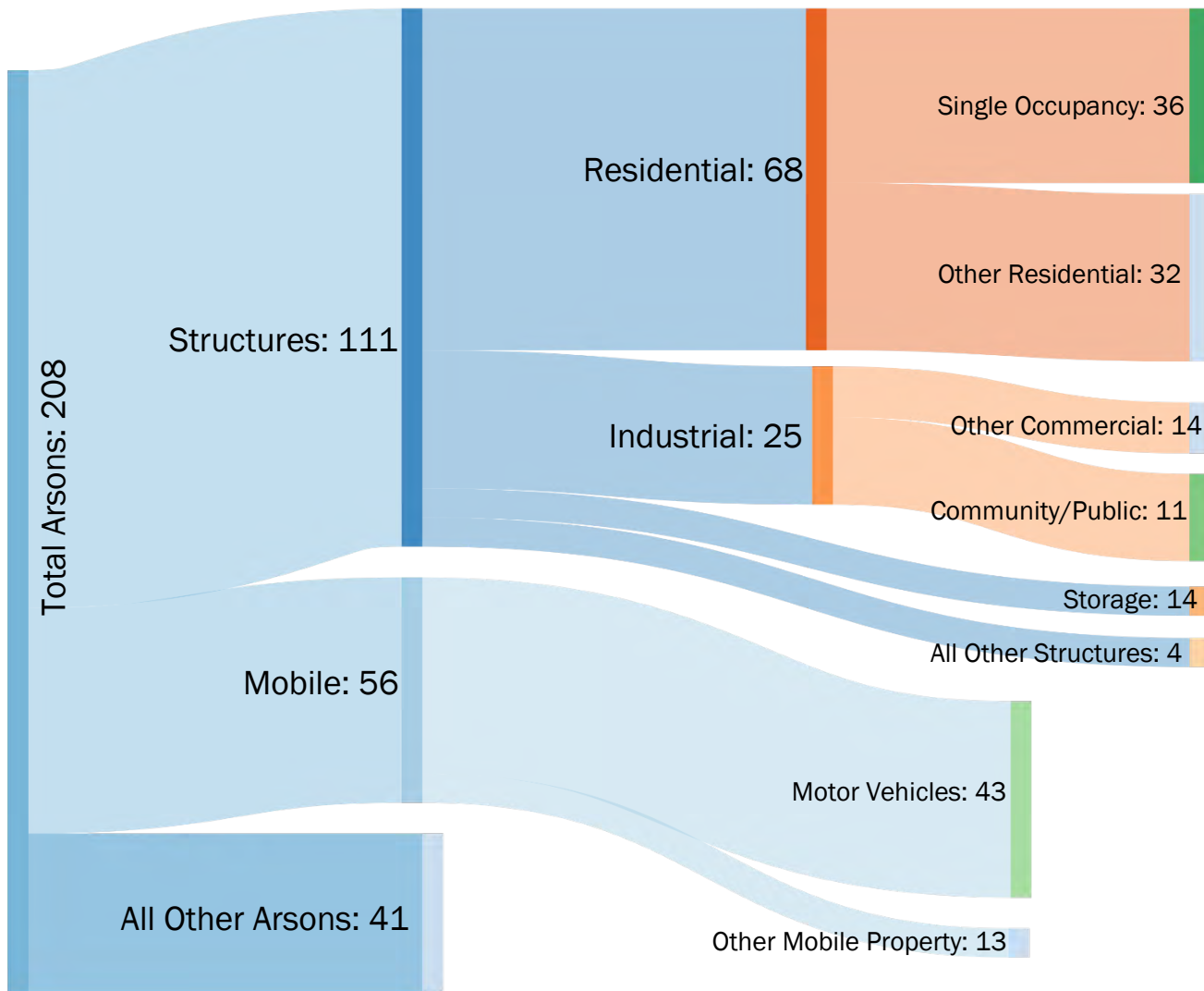
Arson Offenses 2015 - 2019



¹ Five-year median calculated from [Crime in Alaska Uniform Crime Reports 2014-2018](#).

Crime in Alaska 2019

Arson by Property Type

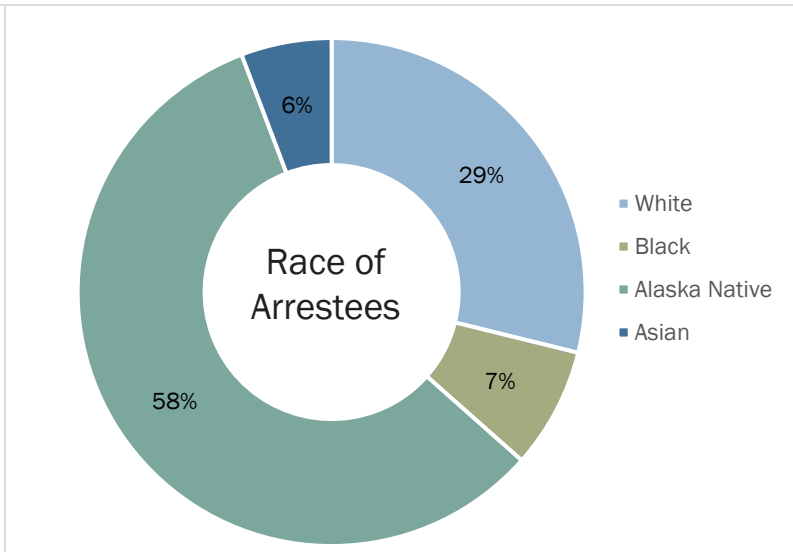
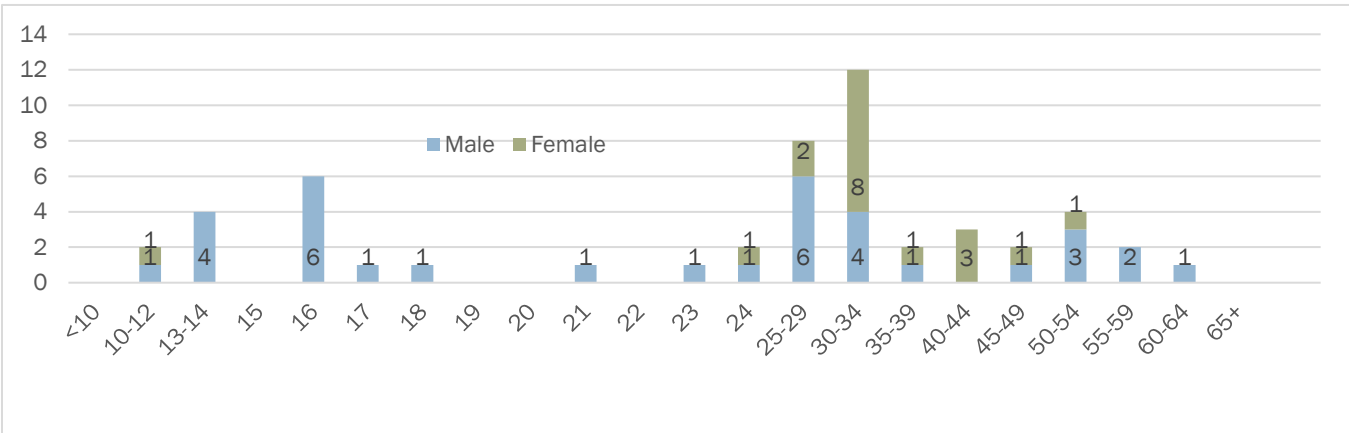


Arsons of Structures	Offenses	Property Loss
Single Occupancy	36	\$448,845
Other Residential	32	\$297,696
Storage	14	\$92,002
Other Commercial	14	\$602,426
Community/Public	11	\$12,902
All Other Structure	4	\$10,020,000
Arsons of Mobile Property	Offenses	Property Loss
Motor Vehicles	43	\$252,627
Other Mobile Property	13	\$124,571
All Other Arsons	Offenses	Property Loss
Other	41	\$196,148

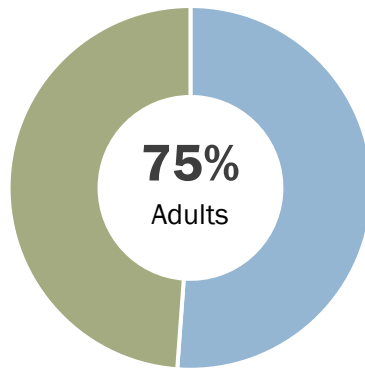
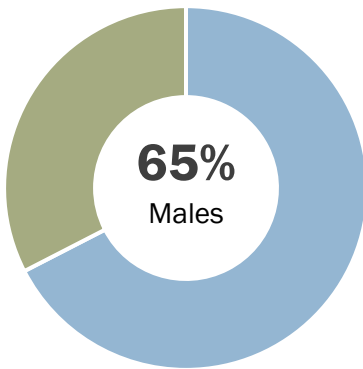
While each of the reporting agencies submit Arson data, dollar amounts for losses are not always provided.

Arrests for Arson

Vehicle Theft Arrestees by Age, Sex, and Race¹



Age	Male	Female
<10		
10-12	1	1
13-14	4	
15		
16	6	
17	1	
18	1	
19		
20		
21	1	
22		
23	1	
24	1	1
25-29	6	2
30-34	4	8
35-39	1	1
40-44		3
45-49	1	1
50-54	3	1
55-59	2	
60-64	1	
65+		



¹ A note on arrests: The reporting agencies provide a record of the total number of persons arrested, cited, or summoned (served) for criminal acts in all Part I and Part II crimes. In addition, the agencies furnish basic data concerning the personal characteristics—age, sex, race, and ethnicity—of persons arrested in a particular month. The UCR program collects data on the number of persons arrested, not the number of charges lodged. For example, a person may be arrested on several charges at one time; in this situation, the agency only scores one arrest under the most severe offense category as determined by the agency.

RETURN A - MONTHLY RETURN OF OFFENSES KNOWN TO POLICE

(1) Classification of Offense	(2) Offenses Reported	(3) Unfounded Offenses	(4) Actual Offenses	(5) Offenses Cleared	(6) Juveniles Only
CRIMINAL HOMICIDE					
MURDER/NONNEG MANSLAUGHTER	75	5	70	51	2
MANSLAUGHTER BY NEGLIGENCE	4		4	4	
TOTAL	79	5	74	55	2
RAPE					
RAPE	1108	79	1029	208	35
ATTEMPTS TO COMMIT RAPE	78	6	72	12	3
TOTAL	1186	85	1101	220	38
ROBBERY					
FIREARM	169	2	167	48	4
KNIFE/CUTTING INSTRUMENT	90	1	89	41	1
OTHER DANGEROUS WEAPON	120	1	119	50	1
STRONG-ARM (HANDS, FISTS)	458	6	452	181	8
TOTAL	837	10	827	320	14
ASSAULT					
FIREARM	848	12	836	436	22
KNIFE OR CUTTING INSTRUMENT	820	17	803	599	31
OTHER DANGEROUS WEAPON	1499	12	1487	990	59
HANDS, FIST, FEET, AGGRAVATED	1231	13	1218	848	40
OTHER ASSAULTS - SIMPLE	10362	361	10001	6537	491
TOTAL	14760	415	14345	9410	643
BURGLARY					
FORCIBLE ENTRY	2134	13	2121	332	43
UNLAWFUL ENTRY - NO FORCE	1283	21	1262	334	29
ATTEMPTED FORCIBLE ENTRY	179	5	174	25	3
TOTAL	3596	39	3557	691	75
LARCENY-THEFT					
THEFT (EX MOTOR VEHICLE)	15316	221	15095	2577	146
TOTAL	15316	221	15095	2577	146
MOTOR VEHICLE THEFT					
AUTOS	1588	82	1506	307	17
TRUCKS AND BUSES	750	38	712	139	7
OTHER VEHICLES	405	14	391	65	22
TOTAL	2743	134	2609	511	46
GRAND TOTAL	38517	909	37608	13784	964

PROPERTY STOLEN BY CLASSIFICATION

CLASSIFICATION OF OFFENSES	NUMBER ACTUAL OFFENSES	VALUE OF PROPERTY STOLEN
MURDER/NONNEG MANSLAUGHTER	70	
RAPE	1101	\$ 1,267
ROBBERY		
HIGHWAY (STREET, ALLEYS, ETC.)	298	\$ 328,030
COMMERCIAL HOUSE	182	\$ 49,115
GAS OR SERVICE STATION	35	\$ 11,379
CONVENIENCE STORE	28	\$ 843
RESIDENCE	134	\$ 217,578
BANK	9	\$ 10,037
MISCELLANEOUS	141	\$ 70,287
TOTAL ROBBERY	827	\$ 687,269
BURGLARY		
RESIDENCE (DWELLING)		
NIGHT (6PM-6AM)	474	\$ 643,137
DAY (6AM-6PM)	560	\$ 1,736,984
UNKNOWN	1084	\$ 2,899,544
NON-RESIDENCE (STORE ETC.)		
NIGHT (6PM-6AM)	617	\$ 989,433
DAY (6AM-6PM)	372	\$ 917,511
UNKNOWN	450	\$ 1,374,507
TOTAL BURGLARY	3557	\$ 8,561,116
LARCENY-THEFT		
\$200 AND OVER	6352	\$ 10,817,005
\$50 TO \$200	3256	\$ 327,562
UNDER \$50	5487	\$ 82,699
TOTAL	15095	\$ 11,227,266
6X. NATURE OF LARCENIES UNDER ITEM 6		
POCKET-PICKING	67	\$ 30,328
PURSE-SNATCHING	28	\$ 4,922
SHOPLIFTING	4696	\$ 627,316
FROM MOTOR VEHICLE	3579	\$ 3,188,760
MOTOR VEHICLE PARTS & ACCESSORIES	821	\$ 308,482
BICYCLES	764	\$ 480,192
FROM BUILDING(EX C&H)	2362	\$ 2,953,478
FROM COIN-OP MACHINES	84	\$ 39,189
ALL OTHER	2694	\$ 3,594,599
TOTAL LARCENY	15095	\$ 11,227,266
MOTOR VEHICLE THEFT	2609	\$ 17,307,299
STOLEN & RECOVERED LOCALLY	2054	\$ 274,083
STOLEN LOCALLY & RECOVERED OTHER	265	\$ 3,500
TOTAL STOLEN OTHER & RECOVERED LOCAL	2319	\$ 277,583
STOLEN IN OTHER JURIS & RECOVERED LOCALLY	88	
TOTAL MOTOR VEHICLE THEFT	2609	\$ 17,307,299
GRAND TOTAL	23261	\$ 37,784,217

PROPERTY BY TYPE AND VALUE

Type of Property (1)	Monetary Value of Property Stolen in Your Jurisdiction	
	STOLEN (2)	RECOVERED (3)
CURRENCY, NOTES, ETC.	\$ 2,374,540	\$ 111,163
JEWELRY & PRECIOUS METALS	\$ 3,001,779	\$ 234,558
CLOTHING AND FURS	\$ 1,251,855	\$ 103,944
LOCALLY STOLEN MOTOR VEHICLE	\$ 17,873,929	\$ 15,781,412
OFFICE EQUIPMENT	\$ 1,323,197	\$ 107,926
TV, RADIOS, CAMERAS, ETC.	\$ 764,735	\$ 64,716
FIREARMS	\$ 634,420	\$ 121,683
HOUSEHOLD GOODS	\$ 628,860	\$ 31,505
CONSUMABLE GOODS	\$ 516,710	\$ 55,263
LIVESTOCK	\$ 14,146	\$ 6,813
MISCELLANEOUS	\$ 9,426,872	\$ 1,575,913
GRAND TOTAL	\$ 37,811,043	\$ 18,194,896

LAW ENFORCEMENT OFFICERS KILLED OR ASSAULTED

Type of activity	Total assaults by weapon	Type of Weapon				Type of Assignment							Officer assaults cleared
		Firearm	Knife or other cutting instrument	Other dangerous weapon	Hands, fists, feet, etc.	Two-officer vehicle	One-officer vehicle		Detective or special assign.		Other		
							Alone	Asst	Alone	Ast	Alone	Asst	
A	B	C	D	E	F	G	H	I	J	K	L	M	
1. Responding to disturbance calls (family quarrels, person with firearm, etc.	351	20	12	17	302	16	57	273	1	2	2		334
2. Burglaries in progress or pursuing burglary suspects	10			1	9	2	1	6	1				10
3. Robberies in progress or pursuing robbery suspects	10	1	2	6	1			9			1		9
4. Attempting other arrests	149	5	8	12	124	12	21	110		5		1	142
5. Civil disorder (riot, mass disobedience, etc.)	2				2		1					1	2
6. Handling, transporting, custody of prisoners	85				85	3	12	65			1	4	82
7. Investigating suspicious persons or circumstances	75	13		13	49	7	8	58			1	1	73
8. Ambush – no warning	3	2			1		1	2					2
9. Mentally deranged	28		2		26	3	1	24					26
10. Traffic pursuits and stops	80	3		49	28	5	12	58		4		1	80
11. All other	49	2	6	1	40	4	10	31	1		1	2	43
12. TOTAL (1-11)	842	46	30	99	667	52	124	636	3	11	6	10	803
13. Number with person injury	157		5	14	138								
14. Number without personal injury	685	46	25	85	529								

15. Time of assaults	12 AM	2 AM	4 AM	6 AM	8 AM	10 AM	NOON	2 PM	4 PM	6 PM	8 PM	10 PM	UNK
	110	96	61	27	49	33	50	69	103	81	95	68	

AGE, SEX AND RACE OF PERSONS ARRESTED
18 Years of age and over

CLASSIFICATIONS OF OFFENSES	UCR	SEX	AGE														TOT	RACE						
			18	19	20	21	22	23	24	25-29	30-34	35-39	40-44	45-49	50-54	55-59		60-64	65 OV	WHT	BLK	IND	ASN	PAC
MURDER/NONNEG MANSLAUGHTER	01A	M	4	4			1		1	11	9	6	3	2	1		1		43	20	3	22	3	
		F	2						1				1	1					5					
MANSLAUGHTER BY NEGLIGENCE	01B	M					2				1							3	1		1	2		
		F								1									1					
RAPE	02	M		6	2	3	4	3	5	15	12	14	8	8	5	8	3	1	97	37	8	54	3	
		F				1	1	1		1	1								5					
ROBBERY	03	M	12	3	6	11	5	9	6	52	41	33	19	9	4	4	1	1	216	135	45	96	19	2
		F	4	3	2	3	3	2	3	16	25	11	6	3					81					
AGGRAVATED ASSAULT	04	M	28	28	45	40	49	46	60	294	282	226	154	105	87	61	41	32	1578	767	202	1021	106	2
		F	5	13	17	16	24	18	12	93	107	71	51	41	22	16	5	9	520					
BURGLARY	05	M	13	15	10	15	9	11	15	79	85	81	39	20	16	6	7	1	422	299	41	178	19	1
		F	3		1	6	7	2	9	24	23	21	5	7	4	1	3		116					
LARCENY	06	M	15	23	42	24	26	34	32	220	238	222	132	59	59	49	25	8	1208	1208	115	603	52	
		F	14	18	14	18	18	25	24	173	174	124	75	39	28	16	8	2	770					
MOTOR VEHICLE THEFT	07	M	11	15	6	20	14	5	10	72	68	59	26	9	11	7	1		334	243	50	131	36	3
		F	7	4	7	2	3	8	2	40	21	19	8	5	2		1		129					
OTHER ASSAULTS	08	M	58	50	67	99	91	101	102	639	551	473	321	219	181	190	101	51	3294	1801	326	2555	169	12
		F	22	40	39	57	50	65	60	320	258	235	151	91	81	52	25	23	1569					
ARSON	09	M	1			1		1	1	6	4	1		1	3	2	1		22	13	3	21	2	
		F							1	2	8	1	3	1	1				17					
FORGERY	10	M	1	2	2	2	2	2		11	14	5	7	5	3			1	57	48	19	14	5	
		F					1		1	5	9	3	4	1	1	2	2		29					
FRAUD	11	M	1	1	2	1		1		18	14	5	8	6	3	5	2	1	68	75	14	36	4	1
		F	1			1	1	3	3	9	15	10	9	5	2	3			62					
EMBEZZLEMENT	12	M	1	1	2	1	2	1		5	1	1		5		1	1		22	24	6	7	6	
		F		1		3		1	2	3	6	1			3	1			21					
STOLEN PROPERTY	13	M		1		1	1	1	3	13	19	15	6	8	2	1			71	48	11	23	8	
		F				1	1	3	1	4	3	6							19					
VANDALISM	14	M	22	29	16	20	17	23	23	177	140	103	59	46	23	29	9	5	741	485	98	458	64	
		F	4	9	15	12	10	16	11	82	72	54	19	19	22	10	6	3	364					
WEAPONS	15	M	6	5	7	7	5	12	13	56	41	38	18	14	12	8	5	2	249	175	32	51	22	
		F			1		2	2	2	10	6		3	2	1	2			31					
PROSTITUTION AND COMMERCIALIZED VICE	16	M								2		1				2			5	2		3	1	
		F												1					1					
PROSTITUTION	16a	M								2						1			3	2		1	1	
		F												1					1					

AGE, SEX AND RACE OF PERSONS ARRESTED
18 Years of age and over

CLASSIFICATIONS OF OFFENSES	UCR	SEX	AGE														TOT	RACE						
			18	19	20	21	22	23	24	25-29	30-34	35-39	40-44	45-49	50-54	55-59		60-64	65 OV	WHT	BLK	IND	ASN	PAC
ASSISTING OR PROMOTING PROSTITUTION	16b	M																						
		F																						
PURCHASING PROSTITUTION	16c	M																						
		F																						
SEX OFFENSES	17	M	1	2	4	3	2	2	2	22	25	28	22	23	19	20	21	6	202	73	14	127	5	
		F								1	8	5		2		1			17					
DRUG/SALE/MAN	180	M	3	2	1	1	5	2	4	21	28	14	10	8	10	4	3	1	117	102	18	31	8	
		F			2	2		2	2	10	14	5	3	1	2	1			44					
NARCOTICS	180a	M		2			2		1	8	12	5	5	1	5	2			43	38	10	12	1	
		F				1			1	6	7	1	1	1	2				20				2	
MARIJUANA	180b	M						2	1	3	1	1	1		1		2		12	10	1	3		
		F			1			1											2					
SYNTHETIC NARC	180c	M	3				1			6	9	2	2	2	2	1		1	29	28	3	6	3	
		F				1			1	4	2	2	1						11					
OTHER/NON-NARC	180d	M			1	1	2		2	4	6	6	2	5	2	1	1		33	26	4	10	4	
		F			1			1			5	2	1			1			11					
DRUG/POSSESSION	185	M	26	29	16	10	9	12	14	100	119	80	44	30	24	18	11	8	550	498	75	179	38	
		F	10	5		8	5	6	12	68	44	48	12	10	6	2	2	2	240					
NARCOTICS	185e	M		4	2	6	3	6	2	33	48	28	11	7	8	3	4		165	173	34	57	8	
		F		2		2	3	2	9	32	23	20	6	5	1	1	1		107					
MARIJUANA	185f	M	22	17	8				2	9	10	9	5	4	4	2	3	5	100	85	5	32	4	
		F	9	2				1		4	3	3			1	1	1	1	26					
SYNTHETIC NARC	185g	M	1			3		1	3	16	14	14	4	4	2	4	1		67	63	1	21	5	
		F		1		1		1		8	2	6	1	2	1				23					
OTHER/NON-NARC	185h	M	3	8	6	1	6	5	7	42	47	29	24	15	10	9	3	3	218	177	35	69	21	
		F	1			5	2	2	3	24	16	19	5	3	3			1	84					
GAMBLING	19	M																						
		F																						
BOOKMAKING	19a	M																						
		F																						
NUMBERS	19b	M																						
		F																						
OTHER GAMBLING	19c	M																						
		F																						
FAMILY/CHILD	20	M			3	2		3	1	18	12	10	9	3	1	2	2		66	47	6	133	6	
		F		1	3	4	1	8	5	26	34	25	7	2	5	4	1		126					

AGE, SEX AND RACE OF PERSONS ARRESTED
18 Years of age and over

CLASSIFICATIONS OF OFFENSES	UCR	SEX	AGE															TOT	RACE					
			18	19	20	21	22	23	24	25-29	30-34	35-39	40-44	45-49	50-54	55-59	60-64		65 OV	WHT	BLK	IND	ASN	PAC
DRIVING INFLUENCE	21	M	34	43	42	82	65	100	91	437	363	243	197	167	148	134	89	75	2310	2062	238	817	142	4
		F	12	22	18	33	33	40	33	192	166	121	86	69	55	40	15	18	953					
LIQUOR LAWS	22	M	10	10	13	6	5	3	5	19	29	10	19	9	20	32	7	10	207	90	12	191	3	
		F	14	13	16	1	2	1	1	6	4	4	7	4	3	8	4	1	89					
DRUNKENNESS	23	M	1			2		1		5	2	1	4	2	3	2		1	24	20	1	9	2	
		F			1		1				1	3		1	1				8					
DISORDERLY CONDUCT	24	M	6	9	15	20	14	9	20	110	101	86	62	38	37	35	24	3	589	258	52	559	15	
		F	3	12	8	16	10	7	12	54	53	39	24	24	15	11	5	2	295					
VAGRANCY	25	M					1			1	4	4	3	4	5	6	8		36	18	4	22	1	
		F								1	2	1	1	3		1			9					
ALL OTHER	26	M	90	134	146	158	178	182	222	1357	1421	1234	801	610	552	553	330	276	8244	6138	797	4028	486	26
		F	42	41	67	93	78	91	120	755	663	456	307	199	149	103	49	19	3232					
SUSPICION	27	M																						
		F																						
HUMAN TRAFFICKING/COMMERCIAL SEX ACTS	30	M																						
		F																						
HUMAN TRAFFICKING/INVOLUNTARY SERVITUDE	31	M																						
		F																						
TOTAL BY SEX		M	344	412	447	529	507	564	630	3760	3624	2993	1971	1410	1229	1179	693	483	20775	14687	2190	11370	1227	53
		F	143	182	211	277	251	301	317	1896	1717	1263	782	531	403	274	126	79	8753					
GRAND TOTAL			487	594	658	806	758	865	947	5656	5341	4256	2753	1941	1632	1453	819	562	29528	14687	2190	11370	1227	53

AGE, SEX AND RACE OF PERSONS ARRESTED
under 18 Years of age

CLASSIFICATIONS OF OFFENSES	UCR	SEX	AGE							TOT	RACE				
			Under 10	10-12	13-14	15	16	17	WHT		BLK	IND	ASN	PAC	
MURDER/NONNEG MANSLAUGHTER	01A	M		1	1	1	1		4	2	1	2			
		F				1			1						
MANSLAUGHTER BY NEGLIGENCE	01B	M													
		F													
RAPE	02	M	2	10	6	6	3	6	33	18	2	12	2		
		F			1				1						
ROBBERY	03	M		1	1	4	7	7	20	10	6	5	2	1	
		F			1	1		2	4						
AGGRAVATED ASSAULT	04	M	1	14	25	15	22	14	91	44	10	55	8		
		F	1	5	6	2	5	7	26						
BURGLARY	05	M	3	11	33	20	21	10	98	30	4	66	10		
		F	1	2	4	3	2		12						
LARCENY	06	M	4	17	33	23	18	16	111	77	20	56	7	1	
		F		7	15	10	9	9	50						
MOTOR VEHICLE THEFT	07	M		5	13	7	10	6	41	7	7	37	4		
		F			5	5	2	2	14						
OTHER ASSAULTS	08	M	3	36	89	38	47	49	262	168	44	156	23	2	
		F	1	16	35	26	28	25	131						
ARSON	09	M		1	4		6	1	12	2	1	9	1		
		F		1					1						
FORGERY	10	M			1	1			2	1		1			
		F													
FRAUD	11	M			1		1		2	1	1	1			
		F			1				1						
EMBEZZLEMENT	12	M					2		2	2					
		F													
STOLEN PROPERTY	13	M			1	2			3	1		2			
		F													
VANDALISM	14	M	1	17	27	23	9	16	93	64	11	36	2		
		F		2	6	6	5	1	20						
WEAPONS	15	M	1		6	6	4	3	20	10	1	5	4		
		F													
PROSTITUTION	16	M													
		F													
PROSTITUTION	16a	M													
		F													

AGE, SEX AND RACE OF PERSONS ARRESTED
under 18 Years of age

CLASSIFICATIONS OF OFFENSES	UCR	SEX	AGE							TOT	RACE				
			Under 10	10-12	13-14	15	16	17	WHT		BLK	IND	ASN	PAC	
ASSISTING OR PROMOTING PROSTITUTION	16b	M													
		F													
PURCHASING PROSTITUTION	16c	M													
		F													
SEX OFFENSES	17	M		3	12	3	2	6	26	13	2	11	1		
		F		1					1						
DRUG/SALE/MAN	180	M		2	5	1	1	3	12	12		3			
		F			1		1	1	3						
NARCOTICS	180a	M										1			
		F					1		1						
MARIJUANA	180b	M		2	3	1	1	3	10	10		2			
		F			1			1	2						
SYNTHETIC NARC	180c	M													
		F													
OTHER/NON-NARC	180d	M			2				2	2					
		F													
DRUG/POSSESSION	185	M		6	30	22	24	28	110	102	11	40	8		
		F		5	21	12	6	7	51						
NARCOTICS	185e	M				1	2		3	3		2			
		F			1		1		2						
MARIJUANA	185f	M		5	28	18	19	25	95	86	11	32	8		
		F		4	19	10	3	6	42						
SYNTHETIC NARC	185g	M					2		2	2					
		F													
OTHER/NON-NARC	185h	M		1	2	3	1	3	10	11		6			
		F		1	1	2	2	1	7						
GAMBLING	19	M													
		F													
BOOKMAKING	19a	M													
		F													
NUMBERS	19b	M													
		F													
OTHER GAMBLING	19c	M													
		F													
FAMILY/CHILD	20	M										1			
		F				1			1						

AGE, SEX AND RACE OF PERSONS ARRESTED
under 18 Years of age

CLASSIFICATIONS OF OFFENSES	UCR	SEX	AGE							TOT	RACE				
			Under 10	10-12	13-14	15	16	17	WHT		BLK	IND	ASN	PAC	
			DRIVING INFLUENCE	21	M			2			7	12	21	12	2
		F			2			1	3						
LIQUOR LAWS	22	M		1	5	5	6	11	28	32		14	2	1	
		F			3	2	6	10	21						
DRUNKENNESS	23	M			1				1			1			
		F													
DISORDERLY CONDUCT	24	M		1	2	1	1	4	9	2		6	3		
		F						2	2						
VAGRANCY	25	M													
		F													
ALL OTHER	26	M	1	10	23	38	26	46	144	82	24	58	17		
		F		1	4	4	15	13	37						
SUSPICION	27	M													
		F													
CURFEW	28	M													
		F													
RUN-AWAYS	29	M													
		F													
HUMAN TRAFFICKING/COMMERCIAL SEX ACTS	30	M													
		F													
HUMAN TRAFFICKING/INVOLUNTARY SERVITUDE	31	M													
		F													
TOTAL BY SEX		M	16	136	321	216	218	238	1145	692	147	587	94	5	
		F	3	40	105	73	79	80	380						
GRAND TOTAL			19	176	426	289	297	318	1525	692	147	587	94	5	

MONTHLY RETURN OF ARSON OFFENSES KNOWN TO LAW ENFORCEMENT

1 PROPERTY CLASSIFICATION	2 Offenses Reported or Known to Police (Include Unfounded and attempts)	3 Unfounded, i.e. False or Baseless Complaints	4 Number of Actual Offenses (Column 2 Minus Column 3) (Include Attempts)	5 Total Offenses Cleared by Arrest or Exceptional Means (Include Column 6)	6 Number of Clearances Involving Only Persons Under 18 Years of Age	7 Offenses Where Structures Uninhabited, Abandoned, or not Normally in Use	8 Estimated Value of Property Damage
STRUCTURAL							
A. Single Occupancy Residential: Houses, Townhouses, Duplexes, etc.	36		36	21	1	6	\$448,845
B. Other Residential: Apartments, Tenements, Flats, Hotels, Motels, Inns, Dormitories, Boarding Houses, etc.	32		32	14	1	2	\$297,696
C. Storage: Barns, Garages, Warehouses, etc.	14		14	2	1	6	\$92,002
D. Industrial/Manufacturing:							
E. Other Commercial: Stores, Restaurants, Offices, etc.	14		14	2		8	\$602,426
F. Community/Public: Churches, Jails, Schools, Colleges, Hospitals, etc.	11		11	2	1	2	\$12,902
G. All Other Structure: Out Buildings, Monuments, Buildings Under Constructions, etc.	4		4	1		2	\$10,020,000
TOTAL STRUCTURAL	111		111	42	4	26	\$11,473,871
MOBILE							
H. Motor Vehicles: Automobiles, Trucks, Buses, Motorcycles, etc. UCR Definition	44	1	43	12	4		\$252,627
I. Other Mobile Property: Trailers, Recreational Vehicles, Airplanes, Boats, etc.	13		13	4	2		\$124,571
TOTAL MOBILE	57	1	56	16	6		\$377,198
OTHER							
J. TOTAL OTHER Crops, Timber, Fences, Signs, etc.	41		41	12	4		\$196,148
TOTAL OTHER	41		41	12	4		\$196,148
GRAND TOTAL	209	1	208	70	14	26	\$12,047,217

HUMAN TRAFFICKING OFFENSES

(1) Human Trafficking Classification	(2) Offenses Reported	(3) Unfounded Offenses	(4) Actual Offenses	(5) Offenses Cleared	(6) Juveniles Only
Commercial Sex Acts	7		7	2	
Involuntary Servitude					
GRAND TOTAL	7		7	2	

RETURN A - MONTHLY RETURN OF OFFENSES KNOWN TO POLICE

(1) Classification of Offense	(2) Offenses Reported	(3) Unfounded Offenses	(4) Actual Offenses	(5) Offenses Cleared	(6) Juveniles Only
CRIMINAL HOMICIDE					
MURDER/NONNEG MANSLAUGHTER	4		4	3	
MANSLAUGHTER BY NEGLIGENCE	1		1	1	
TOTAL	5		5	4	
RAPE					
RAPE	88	11	77	13	2
ATTEMPTS TO COMMIT RAPE	7		7		
TOTAL	95	11	84	13	2
ROBBERY					
FIREARM	16		16	4	1
KNIFE/CUTTING INSTRUMENT	6		6	3	
OTHER DANGEROUS WEAPON	9		9	5	
STRONG-ARM (HANDS, FISTS)	33	1	32	15	1
TOTAL	64	1	63	27	2
ASSAULT					
FIREARM	62		62	35	
KNIFE OR CUTTING INSTRUMENT	73		73	61	7
OTHER DANGEROUS WEAPON	97	2	95	61	4
HANDS, FIST, FEET, AGGRAVATED	88	1	87	68	2
OTHER ASSAULTS - SIMPLE	934	29	905	547	43
TOTAL	1254	32	1222	772	56
BURGLARY					
FORCIBLE ENTRY	195		195	33	6
UNLAWFUL ENTRY - NO FORCE	117	5	112	31	
ATTEMPTED FORCIBLE ENTRY	14	2	12	1	
TOTAL	326	7	319	65	6
LARCENY-THEFT					
THEFT (EX MOTOR VEHICLE)	1146	20	1126	214	12
TOTAL	1146	20	1126	214	12
MOTOR VEHICLE THEFT					
AUTOS	154	7	147	32	
TRUCKS AND BUSES	72	5	67	15	1
OTHER VEHICLES	23	2	21	2	2
TOTAL	249	14	235	49	3
GRAND TOTAL	3139	85	3054	1144	81

PROPERTY STOLEN BY CLASSIFICATION

CLASSIFICATION OF OFFENSES	NUMBER ACTUAL OFFENSES	VALUE OF PROPERTY STOLEN
MURDER/NONNEG MANSLAUGHTER	4	
RAPE	84	\$ 547
ROBBERY		
HIGHWAY (STREET, ALLEYS, ETC.)	17	\$ 10,920
COMMERCIAL HOUSE	12	\$ 5,869
GAS OR SERVICE STATION	4	\$ 24
CONVENIENCE STORE	2	\$ 221
RESIDENCE	16	\$ 15,787
BANK	1	\$ 2,834
MISCELLANEOUS	11	\$ 2,089
TOTAL ROBBERY	63	\$ 37,744
BURGLARY		
RESIDENCE (DWELLING)		
NIGHT (6PM-6AM)	43	\$ 32,857
DAY (6AM-6PM)	46	\$ 321,800
UNKNOWN	76	\$ 312,874
NON-RESIDENCE (STORE ETC.)		
NIGHT (6PM-6AM)	63	\$ 85,500
DAY (6AM-6PM)	37	\$ 90,145
UNKNOWN	54	\$ 156,765
TOTAL BURGLARY	319	\$ 999,941
LARCENY-THEFT		
\$200 AND OVER	481	\$ 589,773
\$50 TO \$200	223	\$ 21,839
UNDER \$50	422	\$ 5,539
TOTAL	1126	\$ 617,151
6X. NATURE OF LARCENIES UNDER ITEM 6		
POCKET-PICKING	5	\$ 1,134
PURSE-SNATCHING	2	
SHOPLIFTING	308	\$ 39,862
FROM MOTOR VEHICLE	317	\$ 250,303
MOTOR VEHICLE PARTS & ACCESSORIES	74	\$ 23,733
BICYCLES	15	\$ 24,605
FROM BUILDING(EX C&H)	216	\$ 160,334
FROM COIN-OP MACHINES	1	\$ 1
ALL OTHER	188	\$ 117,179
TOTAL LARCENY	1126	\$ 617,151
MOTOR VEHICLE THEFT	235	\$ 1,429,480
STOLEN & RECOVERED LOCALLY	204	\$ 84,501
STOLEN LOCALLY & RECOVERED OTHER	19	\$ 3,500
TOTAL STOLEN OTHER & RECOVERED LOCAL	223	\$ 88,001
STOLEN IN OTHER JURIS & RECOVERED LOCALLY	14	
TOTAL MOTOR VEHICLE THEFT	235	\$ 1,429,480
GRAND TOTAL	1830	\$ 3,084,863

PROPERTY BY TYPE AND VALUE

Type of Property (1)	Monetary Value of Property Stolen in Your Jurisdiction	
	STOLEN (2)	RECOVERED (3)
CURRENCY, NOTES, ETC.	\$ 118,368	\$ 967
JEWELRY & PRECIOUS METALS	\$ 388,731	\$ 2,988
CLOTHING AND FURS	\$ 99,982	\$ 5,617
LOCALLY STOLEN MOTOR VEHICLE	\$ 1,474,256	\$ 1,472,691
OFFICE EQUIPMENT	\$ 114,623	\$ 7,101
TV, RADIOS, CAMERAS, ETC.	\$ 67,052	\$ 4,099
FIREARMS	\$ 38,157	\$ 9,422
HOUSEHOLD GOODS	\$ 67,423	\$ 3,262
CONSUMABLE GOODS	\$ 52,955	\$ 14,909
LIVESTOCK	\$ 491	\$ 435
MISCELLANEOUS	\$ 662,826	\$ 89,485
GRAND TOTAL	\$ 3,084,864	\$ 1,610,976

LAW ENFORCEMENT OFFICERS KILLED OR ASSAULTED

Type of activity	Total assaults by weapon	Type of Weapon				Type of Assignment						Officer assaults cleared	
		Firearm	Knife or other cutting instrument	Other dangerous weapon	Hands, fists, feet, etc.	Two-officer vehicle	One-officer vehicle		Detective or special assign.		Other		
							Alone	Asst	Alone	Ast	Alone		Asst
A	B	C	D	E	F	G	H	I	J	K	L	M	
1. Responding to disturbance calls (family quarrels, person with firearm, etc.)	29	1	3		25	2	3	23		1			29
2. Burglaries in progress or pursuing burglary suspects													
3. Robberies in progress or pursuing robbery suspects													
4. Attempting other arrests	11	1		2	8		2	9					10
5. Civil disorder (riot, mass disobedience, etc.)													
6. Handling, transporting, custody of prisoners	6				6			4				2	6
7. Investigating suspicious persons or circumstances	11			1	10			11					11
8. Ambush – no warning													
9. Mentally deranged	2				2			2					2
10. Traffic pursuits and stops	7			3	4	1	2	2		2			7
11. All other	11	2	5		4	2	1	7	1				11
12. TOTAL (1-11)	77	4	8	6	59	5	8	58	1	3		2	76
13. Number with person injury	15			2	13								
14. Number without personal injury	62	4	8	4	46								

15. Time of assaults	12 AM	2 AM	4 AM	6 AM	8 AM	10 AM	NOON	2 PM	4 PM	6 PM	8 PM	10 PM	UNK
	7	6	5	2		5	8	13	8	9	9	5	

AGE, SEX AND RACE OF PERSONS ARRESTED
18 Years of age and over

CLASSIFICATIONS OF OFFENSES	UCR	SEX	AGE													TOT	RACE							
			18	19	20	21	22	23	24	25-29	30-34	35-39	40-44	45-49	50-54		55-59	60-64	65 OV	WHT	BLK	IND	ASN	PAC
MURDER/NONNEG MANSLAUGHTER	01A	M	1	1								1							3	1		2		
		F																						
MANSLAUGHTER BY NEGLIGENCE	01B	M																					1	
		F							1										1					
RAPE	02	M		1			1			2		2	1						7	5		3		
		F									1								1					
ROBBERY	03	M	1		1		1	1	1	5	3	1	3			1			18	10	5	9	2	
		F		1	1					1	2	2		1					8					
AGGRAVATED ASSAULT	04	M	2	1	1	5	5	3	3	21	22	20	13	9	7	6	3	1	122	53	18	83	4	
		F			2		4	1	1	4	7	2	6	3	1	3		2	36					
BURGLARY	05	M	2				1	1		14	3	8	4	2	3		1		39	32	1	14	1	
		F					1			3	4	1							9					
LARCENY	06	M	1	1	5	2	2	3	2	25	28	16	7	4	4	4	3		107	117	11	56	1	
		F	2		3	3	1	2	1	15	24	11	8	4	3	1			78					
MOTOR VEHICLE THEFT	07	M	1	2		3	1		3	4	11	8	3			1			37	26	7	9	2	
		F		1				1		2	1	2							7					
OTHER ASSAULTS	08	M	7	6	2	4	4	9	3	49	42	43	24	18	16	16	2	5	250	130	30	194	15	
		F	1	4	4	7	7	7	4	23	18	15	14	4	5	5	1		119					
ARSON	09	M				1				1	1								3	2		2		
		F									1								1					
FORGERY	10	M						1		4		1	2	1					9	6	5			
		F								1			1						2					
FRAUD	11	M			1					3									4	4	3	1		
		F									2	1	1						4					
EMBEZZLEMENT	12	M					1									1			2	1	3		1	
		F				1		1	1										3					
STOLEN PROPERTY	13	M							1	1	1	1							4	1	1	3	1	
		F								1		1							2					
VANDALISM	14	M	1	4	3	2	3		3	11	9	5	2	4	2	3	1		53	32	5	31	8	
		F	1	1	4		1	2		3	6	2	1			1	1		23					
WEAPONS	15	M			1	1		3	3	4	6	3	3	1		1			26	20	1	4	2	
		F												1					1					
PROSTITUTION AND COMMERCIALIZED VICE	16	M										1							1			1		
		F																						
PROSTITUTION	16a	M																						
		F																						

AGE, SEX AND RACE OF PERSONS ARRESTED
18 Years of age and over

CLASSIFICATIONS OF OFFENSES	UCR	SEX	AGE													TOT	RACE							
			18	19	20	21	22	23	24	25-29	30-34	35-39	40-44	45-49	50-54		55-59	60-64	65 OV	WHT	BLK	IND	ASN	PAC
ASSISTING OR PROMOTING PROSTITUTION	16b	M																						
		F																						
PURCHASING PROSTITUTION	16c	M												1								1		
		F																						
SEX OFFENSES	17	M				1				1		2	2	4		1	1			12	5		6	1
		F																						
DRUG/SALE/MAN	180	M							2	1	1	1		1	2				8	8	2	3		
		F							1	2	1				1			5						
NARCOTICS	180a	M								1	1	1		1				4	5	1	2			
		F							1	2					1			4						
MARIJUANA	180b	M							1						1			2	1		1			
		F																						
SYNTHETIC NARC	180c	M													1			1	1					
		F																						
OTHER/NON-NARC	180d	M							1									1	1	1				
		F																1						
DRUG/POSSESSION	185	M	2	3	2	1		1	1	7	11	7	5	2	2	1	1		46	29	10	16	4	
		F						1	1	3	3	3		1	1				13					
NARCOTICS	185e	M								3	3	2	2	2				12	8	5	4	1		
		F							1	2	1	2						6						
MARIJUANA	185f	M	1	3	2					2	1	1			1			11	6	2	6			
		F							1			2						3						
SYNTHETIC NARC	185g	M	1								3	2				1	1	8	7	1	4			
		F								1		1		1	1			4						
OTHER/NON-NARC	185h	M				1		1	1	2	4	2	3		1			15	8	2	2	3		
		F																						
GAMBLING	19	M																						
		F																						
BOOKMAKING	19a	M																						
		F																						
NUMBERS	19b	M																						
		F																						
OTHER GAMBLING	19c	M																						
		F																						
FAMILY/CHILD	20	M								4			1	1				6	2	1	11			
		F			1					1	2	1	1			2		8						

AGE, SEX AND RACE OF PERSONS ARRESTED
18 Years of age and over

CLASSIFICATIONS OF OFFENSES	UCR	SEX	AGE														TOT	RACE						
			18	19	20	21	22	23	24	25-29	30-34	35-39	40-44	45-49	50-54	55-59		60-64	65 OV	WHT	BLK	IND	ASN	PAC
			DRIVING INFLUENCE	21	M	4	6	1	5	6	7	9	29	35	24	15		15	14	14	12	6	202	174
		F	1	6	1		4	2		14	12	8	2	6	7	2		2	67					
LIQUOR LAWS	22	M	1	1		1	1	1	1	2	4			1	1				14	7	3	9		
		F	2	2	1														5					
DRUNKENNESS	23	M																		3				
		F										3							3					
DISORDERLY CONDUCT	24	M				2	2		3	6	3	11		4	5	4	1		41	21	2	39	2	
		F		1	2	3	1	1		6	3	3	2				1		23					
VAGRANCY	25	M										1			1	1	2		5	3		1	1	
		F																						
ALL OTHER	26	M	7	10	8	5	13	18	22	122	106	111	64	38	40	33	15	8	620	451	73	306	32	1
		F	2	5	6	11	7	6	11	52	47	36	22	19	6	7	4	2	243					
SUSPICION	27	M																						
		F																						
HUMAN TRAFFICKING/COMMERCIAL SEX ACTS	30	M																						
		F																						
HUMAN TRAFFICKING/INVOLUNTARY SERVITUDE	31	M																						
		F																						
TOTAL BY SEX		M	30	36	25	33	41	48	57	316	287	266	149	105	97	87	42	20	1639	1143	210	856	91	1
		F	9	21	25	25	26	24	20	132	134	91	58	39	24	21	7	6	662					
GRAND TOTAL			39	57	50	58	67	72	77	448	421	357	207	144	121	108	49	26	2301	1143	210	856	91	1

AGE, SEX AND RACE OF PERSONS ARRESTED
under 18 Years of age

CLASSIFICATIONS OF OFFENSES	UCR	SEX	AGE						TOT	RACE									
			Under 10	10-12	13-14	15	16	17		WHT	BLK	IND	ASN	PAC					
			MURDER/NONNEG MANSLAUGHTER	01A	M														
		F																	
MANSLAUGHTER BY NEGLIGENCE	01B	M																	
		F																	
RAPE	02	M	2	2	1				5	5									
		F																	
ROBBERY	03	M					3		3	1		2							
		F																	
AGGRAVATED ASSAULT	04	M		1	3	2	1		7	2		7							
		F			1			1	2										
BURGLARY	05	M			4	2	1	1	8	1		8							
		F				1			1										
LARCENY	06	M	1	1	2	1	2	2	9	1	4	7	1						
		F		2			1	1	4										
MOTOR VEHICLE THEFT	07	M			1		2		3	1		1	1						
		F																	
OTHER ASSAULTS	08	M		6	5	3	2	1	17	16	5	12						1	
		F		4	4	5	3	1	17										
ARSON	09	M																	
		F																	
FORGERY	10	M																	
		F																	
FRAUD	11	M																	
		F																	
EMBEZZLEMENT	12	M																	
		F																	
STOLEN PROPERTY	13	M																	
		F																	
VANDALISM	14	M			2	1		1	4	3		1							
		F																	
WEAPONS	15	M			1	1			2	1	1								
		F																	
PROSTITUTION	16	M																	
		F																	
PROSTITUTION	16a	M																	
		F																	

AGE, SEX AND RACE OF PERSONS ARRESTED
under 18 Years of age

CLASSIFICATIONS OF OFFENSES	UCR	SEX	AGE						TOT	RACE									
			Under 10	10-12	13-14	15	16	17		WHT	BLK	IND	ASN	PAC					
			ASSISTING OR PROMOTING PROSTITUTION	16b	M														
		F																	
PURCHASING PROSTITUTION	16c	M																	
		F																	
SEX OFFENSES	17	M					1		1	1									
		F																	
DRUG/SALE/MAN	180	M			2	1		1	4	4									
		F																	
NARCOTICS	180a	M																	
		F																	
MARIJUANA	180b	M			2	1		1	4	4									
		F																	
SYNTHETIC NARC	180c	M																	
		F																	
OTHER/NON-NARC	180d	M																	
		F																	
DRUG/POSSESSION	185	M		1	1	1	2	3	8	5	2	4	1						
		F		1	1	1	1		4										
NARCOTICS	185e	M																	
		F																	
MARIJUANA	185f	M		1	1	1	2	3	8	4	2	4	1						
		F		1	1	1			3										
SYNTHETIC NARC	185g	M																	
		F																	
OTHER/NON-NARC	185h	M								1									
		F					1		1										
GAMBLING	19	M																	
		F																	
BOOKMAKING	19a	M																	
		F																	
NUMBERS	19b	M																	
		F																	
OTHER GAMBLING	19c	M																	
		F																	
FAMILY/CHILD	20	M																	
		F																	

AGE, SEX AND RACE OF PERSONS ARRESTED
under 18 Years of age

CLASSIFICATIONS OF OFFENSES	UCR	SEX	AGE						TOT	RACE				
			Under 10	10-12	13-14	15	16	17		WHT	BLK	IND	ASN	PAC
			DRIVING INFLUENCE	21	M							2	2	
		F												
LIQUOR LAWS	22	M						1	1	1		1		
		F					1		1					
DRUNKENNESS	23	M												
		F												
DISORDERLY CONDUCT	24	M		1			1	1	3	2		2		
		F						1	1					
VAGRANCY	25	M												
		F												
ALL OTHER	26	M			1	4	1	1	7	1	3	6	1	
		F			2		1	1	4					
SUSPICION	27	M												
		F												
CURFEW	28	M												
		F												
RUN-AWAYS	29	M												
		F												
HUMAN TRAFFICKING/COMMERCIAL SEX ACTS	30	M												
		F												
HUMAN TRAFFICKING/INVOLUNTARY SERVITUDE	31	M												
		F												
TOTAL BY SEX		M	3	12	23	16	16	14	84	45	15	53	4	1
		F		7	8	7	7	5	34					
GRAND TOTAL			3	19	31	23	23	19	118	45	15	53	4	1

MONTHLY RETURN OF ARSON OFFENSES KNOWN TO LAW ENFORCEMENT

1 PROPERTY CLASSIFICATION	2 Offenses Reported or Known to Police (Include Unfounded and attempts)	3 Unfounded, i.e. False or Baseless Complaints	4 Number of Actual Offenses (Column 2 Minus Column 3) (Include Attempts)	5 Total Offenses Cleared by Arrest or Exceptional Means (Include Column 6)	6 Number of Clearances Involving Only Persons Under 18 Years of Age	7 Offenses Where Structures Uninhabited, Abandoned, or not Normally in Use	8 Estimated Value of Property Damage
STRUCTURAL							
A. Single Occupancy Residential: Houses, Townhouses, Duplexes, etc.	3		3	2			\$10,850
B. Other Residential: Apartments, Tenements, Flats, Hotels, Motels, Inns, Dormitories, Boarding Houses, etc.	6		6	3			\$412
C. Storage: Barns, Garages, Warehouses, etc.							
D. Industrial/Manufacturing:							
E. Other Commercial: Stores, Restaurants, Offices, etc.							
F. Community/Public: Churches, Jails, Schools, Colleges, Hospitals, etc.							
G. All Other Structure: Out Buildings, Monuments, Buildings Under Constructions, etc.	1		1			1	\$10,000,000
TOTAL STRUCTURAL	10		10	5		1	\$10,011,262
MOBILE							
H. Motor Vehicles: Automobiles, Trucks, Buses, Motorcycles, etc. UCR Definition	5		5	1			\$61,280
I. Other Mobile Property: Trailers, Recreational Vehicles, Airplanes, Boats, etc.	1		1	1	1		\$8,000
TOTAL MOBILE	6		6	2	1		\$69,280
OTHER							
J. TOTAL OTHER Crops, Timber, Fences, Signs, etc.	2		2				\$1
TOTAL OTHER	2		2				\$1
GRAND TOTAL	18		18	7	1	1	\$10,080,543

HUMAN TRAFFICKING OFFENSES

(1) Human Trafficking Classification	(2) Offenses Reported	(3) Unfounded Offenses	(4) Actual Offenses	(5) Offenses Cleared	(6) Juveniles Only
Commercial Sex Acts	1		1		
Involuntary Servitude					
GRAND TOTAL	1		1		

RETURN A - MONTHLY RETURN OF OFFENSES KNOWN TO POLICE

(1) Classification of Offense	(2) Offenses Reported	(3) Unfounded Offenses	(4) Actual Offenses	(5) Offenses Cleared	(6) Juveniles Only
CRIMINAL HOMICIDE					
MURDER/NONNEG MANSLAUGHTER	5		5	3	
MANSLAUGHTER BY NEGLIGENCE					
TOTAL	5		5	3	
RAPE					
RAPE	77	9	68	13	2
ATTEMPTS TO COMMIT RAPE	5		5		
TOTAL	82	9	73	13	2
ROBBERY					
FIREARM	14		14	6	
KNIFE/CUTTING INSTRUMENT	4		4	3	
OTHER DANGEROUS WEAPON	6		6	1	
STRONG-ARM (HANDS, FISTS)	29		29	11	1
TOTAL	53		53	21	1
ASSAULT					
FIREARM	57	1	56	30	
KNIFE OR CUTTING INSTRUMENT	49		49	40	3
OTHER DANGEROUS WEAPON	111	2	109	81	8
HANDS, FIST, FEET, AGGRAVATED	80		80	58	3
OTHER ASSAULTS - SIMPLE	745	37	708	472	43
TOTAL	1042	40	1002	681	57
BURGLARY					
FORCIBLE ENTRY	131	2	129	23	2
UNLAWFUL ENTRY - NO FORCE	77	4	73	24	
ATTEMPTED FORCIBLE ENTRY	16		16	5	1
TOTAL	224	6	218	52	3
LARCENY-THEFT					
THEFT (EX MOTOR VEHICLE)	999	17	982	169	9
TOTAL	999	17	982	169	9
MOTOR VEHICLE THEFT					
AUTOS	123	9	114	34	3
TRUCKS AND BUSES	53	2	51	11	1
OTHER VEHICLES	21	1	20	3	
TOTAL	197	12	185	48	4
GRAND TOTAL	2602	84	2518	987	76

PROPERTY STOLEN BY CLASSIFICATION

CLASSIFICATION OF OFFENSES	NUMBER ACTUAL OFFENSES	VALUE OF PROPERTY STOLEN
MURDER/NONNEG MANSLAUGHTER	5	
RAPE	73	
ROBBERY		
HIGHWAY (STREET, ALLEYS, ETC.)	18	\$ 6,375
COMMERCIAL HOUSE	16	\$ 3,224
GAS OR SERVICE STATION	2	\$ 27
CONVENIENCE STORE		
RESIDENCE	6	\$ 2,753
BANK		
MISCELLANEOUS	11	\$ 16,155
TOTAL ROBBERY	53	\$ 28,534
BURGLARY		
RESIDENCE (DWELLING)		
NIGHT (6PM-6AM)	20	\$ 15,206
DAY (6AM-6PM)	34	\$ 96,625
UNKNOWN	61	\$ 124,458
NON-RESIDENCE (STORE ETC.)		
NIGHT (6PM-6AM)	56	\$ 139,249
DAY (6AM-6PM)	30	\$ 11,500
UNKNOWN	17	\$ 15,217
TOTAL BURGLARY	218	\$ 402,255
LARCENY-THEFT		
\$200 AND OVER	399	\$ 769,677
\$50 TO \$200	210	\$ 21,198
UNDER \$50	373	\$ 5,308
TOTAL	982	\$ 796,183
6X. NATURE OF LARCENIES UNDER ITEM 6		
POCKET-PICKING	4	\$ 1,354
PURSE-SNATCHING	2	\$ 80
SHOPLIFTING	324	\$ 40,028
FROM MOTOR VEHICLE	236	\$ 177,258
MOTOR VEHICLE PARTS & ACCESSORIES	58	\$ 13,907
BICYCLES	11	\$ 7,243
FROM BUILDING(EX C&H)	187	\$ 190,886
FROM COIN-OP MACHINES	2	\$ 32
ALL OTHER	158	\$ 365,395
TOTAL LARCENY	982	\$ 796,183
MOTOR VEHICLE THEFT	185	\$ 1,367,361
STOLEN & RECOVERED LOCALLY	165	\$ 66,181
STOLEN LOCALLY & RECOVERED OTHER	4	
TOTAL STOLEN OTHER & RECOVERED LOCAL	169	\$ 66,181
STOLEN IN OTHER JURIS & RECOVERED LOCALLY	5	
TOTAL MOTOR VEHICLE THEFT	185	\$ 1,367,361
GRAND TOTAL	1516	\$ 2,594,333

PROPERTY BY TYPE AND VALUE

Type of Property (1)	Monetary Value of Property Stolen in Your Jurisdiction	
	STOLEN (2)	RECOVERED (3)
CURRENCY, NOTES, ETC.	\$ 64,642	\$ 2,334
JEWELRY & PRECIOUS METALS	\$ 163,418	\$ 35,037
CLOTHING AND FURS	\$ 82,943	\$ 5,354
LOCALLY STOLEN MOTOR VEHICLE	\$ 1,392,846	\$ 1,179,839
OFFICE EQUIPMENT	\$ 86,205	\$ 9,004
TV, RADIOS, CAMERAS, ETC.	\$ 45,908	\$ 1,915
FIREARMS	\$ 34,914	\$ 4,710
HOUSEHOLD GOODS	\$ 29,094	\$ 398
CONSUMABLE GOODS	\$ 24,553	\$ 2,189
LIVESTOCK		
MISCELLANEOUS	\$ 669,810	\$ 149,408
GRAND TOTAL	\$ 2,594,333	\$ 1,390,188

LAW ENFORCEMENT OFFICERS KILLED OR ASSAULTED

Type of activity	Total assaults by weapon	Type of Weapon				Type of Assignment							Officer assaults cleared
		Firearm	Knife or other cutting instrument	Other dangerous weapon	Hands, fists, feet, etc.	Two-officer vehicle	One-officer vehicle		Detective or special assign.		Other		
							Alone	Asst	Alone	Ast	Alone	Asst	
A	B	C	D	E	F	G	H	I	J	K	L	M	
1. Responding to disturbance calls (family quarrels, person with firearm, etc.)	24	1		1	22	2	5	17					24
2. Burglaries in progress or pursuing burglary suspects													
3. Robberies in progress or pursuing robbery suspects													
4. Attempting other arrests	3		1		2	1		2					3
5. Civil disorder (riot, mass disobedience, etc.)													
6. Handling, transporting, custody of prisoners	7				7	1		6					6
7. Investigating suspicious persons or circumstances	6			2	4	2		4					6
8. Ambush – no warning													
9. Mentally deranged													
10. Traffic pursuits and stops	3			3				3					3
11. All other	4				4			3				1	
12. TOTAL (1-11)	47	1	1	6	39	6	5	35				1	42
13. Number with person injury	7		1		6								
14. Number without personal injury	40	1		6	33								

15. Time of assaults	12 AM	2 AM	4 AM	6 AM	8 AM	10 AM	NOON	2 PM	4 PM	6 PM	8 PM	10 PM	UNK
	5	15	7	1	1		3			9	2	4	

AGE, SEX AND RACE OF PERSONS ARRESTED
18 Years of age and over

CLASSIFICATIONS OF OFFENSES	UCR	SEX	AGE														TOT	RACE						
			18	19	20	21	22	23	24	25-29	30-34	35-39	40-44	45-49	50-54	55-59		60-64	65 OV	WHT	BLK	IND	ASN	PAC
MURDER/NONNEG MANSLAUGHTER	01A	M																						
		F																						
MANSLAUGHTER BY NEGLIGENCE	01B	M																						
		F																						
RAPE	02	M							1			2	1						4	1	2	1		
		F																						
ROBBERY	03	M					1		4	3	3	1				1		13	10	2	4	1		
		F			1				2	1								4						
AGGRAVATED ASSAULT	04	M	2	3	6	2	3	2	6	15	18	18	17	11	2	4	4	1	114	62	22	65	4	
		F			1	3		1		11	9	4	3	2	2	1	2		39					
BURGLARY	05	M		2		2	2	2	3	2	6	12	2	3	3			39	26	4	12	2		
		F				1				3				1				5						
LARCENY	06	M		5	4	3	4	5	2	19	13	17	13	5	3	3	5	101	90	6	51	3		
		F	2	2	2	3	2	3	3	8	10	3	5	2	1	2	1	49						
MOTOR VEHICLE THEFT	07	M	2	1	1	2	3	2	2	7	7	3				1		31	22	2	18	4		
		F	1	1		2	1	1		5	2	1		1				15						
OTHER ASSAULTS	08	M	7	2	5	9	9	6	7	50	31	39	29	16	10	12	3	3	238	138	25	173	10	
		F		2	2	3	5	1	7	22	17	18	9	6	9	1	3	3	108					
ARSON	09	M																						
		F																						
FORGERY	10	M			1						1			1				3	4		1			
		F									1		1					2						
FRAUD	11	M								1	2	1		1	1			6	3	2	4			
		F	1								1	1						3						
EMBEZZLEMENT	12	M					1	1						2			1	5	2	2	1			
		F																						
STOLEN PROPERTY	13	M									1	1		1	1			4	2		2			
		F																						
VANDALISM	14	M		2	2				2	13	15	11	4	1	1	2		53	38	4	31	4		
		F			1	2		2		6	5	1	2	2	1	1		1	24					
WEAPONS	15	M	1		2	2			2	3	2	4	1		1			18	13	3	1	3		
		F								2								2						
PROSTITUTION AND COMMERCIALIZED VICE	16	M																						
		F																						
PROSTITUTION	16a	M																						
		F																						

AGE, SEX AND RACE OF PERSONS ARRESTED
18 Years of age and over

CLASSIFICATIONS OF OFFENSES	UCR	SEX	AGE													TOT	RACE							
			18	19	20	21	22	23	24	25-29	30-34	35-39	40-44	45-49	50-54		55-59	60-64	65 OV	WHT	BLK	IND	ASN	PAC
ASSISTING OR PROMOTING PROSTITUTION	16b	M																						
		F																						
PURCHASING PROSTITUTION	16c	M																						
		F																						
SEX OFFENSES	17	M								3	3	4	2	1	2		3	1	19	5		12	2	
		F																						
DRUG/SALE/MAN	180	M						1		1	1								3	3				
		F																						
NARCOTICS	180a	M								1	1								2	2				
		F																						
MARIJUANA	180b	M						1											1	1				
		F																						
SYNTHETIC NARC	180c	M																						
		F																						
OTHER/NON-NARC	180d	M																						
		F																						
DRUG/POSSESSION	185	M	5	3		1	1			7	3	4	1	3		1		29	29	4	7	4		
		F	1					2	3	3	4		1	1				15						
NARCOTICS	185e	M		1		1				3	1	1	1	1		1		10	9	2	4	2		
		F						1	2	1	3							7						
MARIJUANA	185f	M	5	2														7	9					
		F	1							1								2						
SYNTHETIC NARC	185g	M								1		2		1				4	3		3			
		F						1		1								2						
OTHER/NON-NARC	185h	M					1			3	2	1		1				8	8	2		2		
		F							1		1		1	1				4						
GAMBLING	19	M																						
		F																						
BOOKMAKING	19a	M																						
		F																						
NUMBERS	19b	M																						
		F																						
OTHER GAMBLING	19c	M																						
		F																						
FAMILY/CHILD	20	M								2		1						3	4	1	6			
		F							1	1	2	3	1					8						

AGE, SEX AND RACE OF PERSONS ARRESTED
18 Years of age and over

CLASSIFICATIONS OF OFFENSES	UCR	SEX	AGE														TOT	RACE						
			18	19	20	21	22	23	24	25-29	30-34	35-39	40-44	45-49	50-54	55-59		60-64	65 OV	WHT	BLK	IND	ASN	PAC
DRIVING INFLUENCE	21	M	3	4	2	3	5	6	5	31	25	28	11	10	7	7	6	3	156	146	21	52	6	
		F		1	1	3	5	1	5	18	11	7	9	3	3	2			69					
LIQUOR LAWS	22	M								1	1	1	1	1		2		7	1		9			
		F	2							1														3
DRUNKENNESS	23	M														1		1			1			
		F																						
DISORDERLY CONDUCT	24	M			1	1	2		3	10	6	4	4	2	1	2	1	37	13	2	43	2		
		F					2			3	3	6	2	2	2	3		23						
VAGRANCY	25	M									1				1		2	4			5			
		F										1						1						
ALL OTHER	26	M	3	14	14	12	17	13	12	89	109	77	56	47	34	26	25	14	562	378	56	312	27	1
		F	2	3	3	3	4	5	6	50	47	32	21	13	11	11		1	212					
SUSPICION	27	M																						
		F																						
HUMAN TRAFFICKING/COMMERCIAL SEX ACTS	30	M																						
		F																						
HUMAN TRAFFICKING/INVOLUNTARY SERVITUDE	31	M																						
		F																						
TOTAL BY SEX		M	23	36	38	37	47	39	44	259	248	228	144	106	67	61	51	22	1450	990	158	811	72	1
		F	9	9	10	21	19	16	25	135	113	77	54	33	29	21	6	5	582					
GRAND TOTAL			32	45	48	58	66	55	69	394	361	305	198	139	96	82	57	27	2032	990	158	811	72	1

AGE, SEX AND RACE OF PERSONS ARRESTED
under 18 Years of age

CLASSIFICATIONS OF OFFENSES	UCR	SEX	AGE						TOT	RACE					
			Under 10	10-12	13-14	15	16	17		WHT	BLK	IND	ASN	PAC	
MURDER/NONNEG MANSLAUGHTER	01A	M													
		F													
MANSLAUGHTER BY NEGLIGENCE	01B	M													
		F													
RAPE	02	M						1	1			1			
		F													
ROBBERY	03	M				1		2	3	1	2				
		F													
AGGRAVATED ASSAULT	04	M	1	1	2	1	2	1	8	5	1	3			
		F					1		1						
BURGLARY	05	M			2		1		3	4	1	1			
		F			2	1			3						
LARCENY	06	M		1	2	1			4	6	2	2			
		F			2	2		2	6						
MOTOR VEHICLE THEFT	07	M			4	1		3	8	1	5	2			
		F													
OTHER ASSAULTS	08	M	1	4	10	3	4	7	29	18	2	15	4		
		F		3	1	2	4		10						
ARSON	09	M													
		F													
FORGERY	10	M													
		F													
FRAUD	11	M													
		F													
EMBEZZLEMENT	12	M													
		F													
STOLEN PROPERTY	13	M													
		F													
VANDALISM	14	M			3	1			4	4	1	1			
		F			1		1		2						
WEAPONS	15	M				1			1	1					
		F													
PROSTITUTION	16	M													
		F													
PROSTITUTION	16a	M													
		F													

AGE, SEX AND RACE OF PERSONS ARRESTED
under 18 Years of age

CLASSIFICATIONS OF OFFENSES	UCR	SEX	AGE							TOT	RACE								
			Under 10	10-12	13-14	15	16	17	WHT		BLK	IND	ASN	PAC					
			ASSISTING OR PROMOTING PROSTITUTION	16b	M														
		F																	
PURCHASING PROSTITUTION	16c	M																	
		F																	
SEX OFFENSES	17	M			2	1		1	4	1			3						
		F																	
DRUG/SALE/MAN	180	M			1				1	2			1						
		F			1			1	2										
NARCOTICS	180a	M											1						
		F						1	1										
MARIJUANA	180b	M			1				1	2									
		F			1				1										
SYNTHETIC NARC	180c	M																	
		F																	
OTHER/NON-NARC	180d	M																	
		F																	
DRUG/POSSESSION	185	M			6	3	1	2	12	11	2	1	2						
		F			2	1	1		4										
NARCOTICS	185e	M																	
		F																	
MARIJUANA	185f	M			4	3	1	1	9	8	2	1	2						
		F			2	1	1		4										
SYNTHETIC NARC	185g	M																	
		F																	
OTHER/NON-NARC	185h	M			2			1	3	3									
		F																	
GAMBLING	19	M																	
		F																	
BOOKMAKING	19a	M																	
		F																	
NUMBERS	19b	M																	
		F																	
OTHER GAMBLING	19c	M																	
		F																	
FAMILY/CHILD	20	M																	
		F																	

AGE, SEX AND RACE OF PERSONS ARRESTED
under 18 Years of age

CLASSIFICATIONS OF OFFENSES	UCR	SEX	AGE							TOT	RACE				
			Under 10	10-12	13-14	15	16	17	WHT		BLK	IND	ASN	PAC	
			DRIVING INFLUENCE	21	M			1				2	3	2	
		F													
LIQUOR LAWS	22	M			1				1	2					
		F				1			1						
DRUNKENNESS	23	M													
		F													
DISORDERLY CONDUCT	24	M			1				1				1		
		F													
VAGRANCY	25	M													
		F													
ALL OTHER	26	M			2	3	3	3	11	9	2	3	1		
		F				1	2	1	4						
SUSPICION	27	M													
		F													
CURFEW	28	M													
		F													
RUN-AWAYS	29	M													
		F													
HUMAN TRAFFICKING/COMMERCIAL SEX ACTS	30	M													
		F													
HUMAN TRAFFICKING/INVOLUNTARY SERVITUDE	31	M													
		F													
TOTAL BY SEX		M	2	6	37	16	11	22	94	67	18	34	8		
		F		3	9	8	10	3	33						
GRAND TOTAL			2	9	46	24	21	25	127	67	18	34	8		

MONTHLY RETURN OF ARSON OFFENSES KNOWN TO LAW ENFORCEMENT

1 PROPERTY CLASSIFICATION	2 Offenses Reported or Known to Police (Include Unfounded and attempts)	3 Unfounded, i.e. False or Baseless Complaints	4 Number of Actual Offenses (Column 2 Minus Column 3) (Include Attempts)	5 Total Offenses Cleared by Arrest or Exceptional Means (Include Column 6)	6 Number of Clearances Involving Only Persons Under 18 Years of Age	7 Offenses Where Structures Uninhabited, Abandoned, or not Normally in Use	8 Estimated Value of Property Damage
STRUCTURAL							
A. Single Occupancy Residential: Houses, Townhouses, Duplexes, etc.	2		2				\$30,000
B. Other Residential: Apartments, Tenements, Flats, Hotels, Motels, Inns, Dormitories, Boarding Houses, etc.							
C. Storage: Barns, Garages, Warehouses, etc.	2		2			2	\$72,000
D. Industrial/Manufacturing:							
E. Other Commercial: Stores, Restaurants, Offices, etc.	2		2			2	\$560,000
F. Community/Public: Churches, Jails, Schools, Colleges, Hospitals, etc.							
G. All Other Structure: Out Buildings, Monuments, Buildings Under Constructions, etc.							
TOTAL STRUCTURAL	6		6			4	\$662,000
MOBILE							
H. Motor Vehicles: Automobiles, Trucks, Buses, Motorcycles, etc. UCR Definition	3		3				
I. Other Mobile Property: Trailers, Recreational Vehicles, Airplanes, Boats, etc.	1		1				\$50
TOTAL MOBILE	4		4				\$50
OTHER							
J. TOTAL OTHER Crops, Timber, Fences, Signs, etc.							
TOTAL OTHER							
GRAND TOTAL	10		10			4	\$662,050

RETURN A - MONTHLY RETURN OF OFFENSES KNOWN TO POLICE

(1) Classification of Offense	(2) Offenses Reported	(3) Unfounded Offenses	(4) Actual Offenses	(5) Offenses Cleared	(6) Juveniles Only
CRIMINAL HOMICIDE					
MURDER/NONNEG MANSLAUGHTER	7	1	6	7	
MANSLAUGHTER BY NEGLIGENCE					
TOTAL	7	1	6	7	
RAPE					
RAPE	88	9	79	11	4
ATTEMPTS TO COMMIT RAPE	9		9		
TOTAL	97	9	88	11	4
ROBBERY					
FIREARM	16		16	5	1
KNIFE/CUTTING INSTRUMENT	8		8	4	
OTHER DANGEROUS WEAPON	8		8	5	
STRONG-ARM (HANDS, FISTS)	31		31	6	
TOTAL	63		63	20	1
ASSAULT					
FIREARM	67		67	38	1
KNIFE OR CUTTING INSTRUMENT	84	3	81	63	2
OTHER DANGEROUS WEAPON	120		120	80	8
HANDS, FIST, FEET, AGGRAVATED	109		109	66	2
OTHER ASSAULTS - SIMPLE	828	26	802	577	39
TOTAL	1208	29	1179	824	52
BURGLARY					
FORCIBLE ENTRY	175	1	174	27	2
UNLAWFUL ENTRY - NO FORCE	82		82	21	
ATTEMPTED FORCIBLE ENTRY	9	1	8		
TOTAL	266	2	264	48	2
LARCENY-THEFT					
THEFT (EX MOTOR VEHICLE)	1120	18	1102	190	8
TOTAL	1120	18	1102	190	8
MOTOR VEHICLE THEFT					
AUTOS	148	8	140	29	3
TRUCKS AND BUSES	47	3	44	9	
OTHER VEHICLES	24	2	22	6	3
TOTAL	219	13	206	44	6
GRAND TOTAL	2980	72	2908	1144	73

PROPERTY STOLEN BY CLASSIFICATION

CLASSIFICATION OF OFFENSES	NUMBER ACTUAL OFFENSES	VALUE OF PROPERTY STOLEN
MURDER/NONNEG MANSLAUGHTER	6	
RAPE	87	
ROBBERY		
HIGHWAY (STREET, ALLEYS, ETC.)	23	\$ 73,646
COMMERCIAL HOUSE	10	\$ 1,555
GAS OR SERVICE STATION	5	\$ 9,281
CONVENIENCE STORE	2	\$ 55
RESIDENCE	14	\$ 6,299
BANK		
MISCELLANEOUS	9	\$ 1,270
TOTAL ROBBERY	63	\$ 92,106
BURGLARY		
RESIDENCE (DWELLING)		
NIGHT (6PM-6AM)	32	\$ 16,705
DAY (6AM-6PM)	34	\$ 155,926
UNKNOWN	75	\$ 150,815
NON-RESIDENCE (STORE ETC.)		
NIGHT (6PM-6AM)	35	\$ 17,334
DAY (6AM-6PM)	36	\$ 58,405
UNKNOWN	52	\$ 532,074
TOTAL BURGLARY	264	\$ 931,259
LARCENY-THEFT		
\$200 AND OVER	416	\$ 642,799
\$50 TO \$200	265	\$ 26,024
UNDER \$50	421	\$ 6,609
TOTAL	1102	\$ 675,432
6X. NATURE OF LARCENIES UNDER ITEM 6		
POCKET-PICKING	5	\$ 6,301
PURSE-SNATCHING	1	\$ 274
SHOPLIFTING	377	\$ 41,435
FROM MOTOR VEHICLE	253	\$ 266,427
MOTOR VEHICLE PARTS & ACCESSORIES	64	\$ 16,148
BICYCLES	19	\$ 12,435
FROM BUILDING(EX C&H)	186	\$ 136,839
FROM COIN-OP MACHINES	7	\$ 2,025
ALL OTHER	190	\$ 193,548
TOTAL LARCENY	1102	\$ 675,432
MOTOR VEHICLE THEFT	206	\$ 1,208,488
STOLEN & RECOVERED LOCALLY	180	
STOLEN LOCALLY & RECOVERED OTHER	12	
TOTAL STOLEN OTHER & RECOVERED LOCAL	192	
STOLEN IN OTHER JURIS & RECOVERED LOCALLY	3	
TOTAL MOTOR VEHICLE THEFT	206	\$ 1,208,488
GRAND TOTAL	1729	\$ 2,907,285

PROPERTY BY TYPE AND VALUE

Type of Property (1)	Monetary Value of Property Stolen in Your Jurisdiction	
	STOLEN (2)	RECOVERED (3)
CURRENCY, NOTES, ETC.	\$ 381,269	\$ 1,169
JEWELRY & PRECIOUS METALS	\$ 225,578	\$ 1,428
CLOTHING AND FURS	\$ 99,755	\$ 8,344
LOCALLY STOLEN MOTOR VEHICLE	\$ 1,213,942	\$ 1,266,788
OFFICE EQUIPMENT	\$ 68,895	\$ 4,305
TV, RADIOS, CAMERAS, ETC.	\$ 70,924	\$ 1,547
FIREARMS	\$ 40,146	\$ 15,208
HOUSEHOLD GOODS	\$ 28,309	\$ 2,494
CONSUMABLE GOODS	\$ 27,916	\$ 7,041
LIVESTOCK	\$ 1,700	
MISCELLANEOUS	\$ 748,851	\$ 78,261
GRAND TOTAL	\$ 2,907,285	\$ 1,386,585

LAW ENFORCEMENT OFFICERS KILLED OR ASSAULTED

Type of activity	Total assaults by weapon	Type of Weapon				Type of Assignment							Officer assaults cleared
		Firearm	Knife or other cutting instrument	Other dangerous weapon	Hands, fists, feet, etc.	Two-officer vehicle	One-officer vehicle		Detective or special assign.		Other		
							Alone	Asst	Alone	Ast	Alone	Asst	
A	B	C	D	E	F	G	H	I	J	K	L	M	
1. Responding to disturbance calls (family quarrels, person with firearm, etc.)	24	4	1	1	18	3	7	12		1	1		21
2. Burglaries in progress or pursuing burglary suspects	2				2			2					2
3. Robberies in progress or pursuing robbery suspects													
4. Attempting other arrests	18		1	1	16	4	2	11		1			17
5. Civil disorder (riot, mass disobedience, etc.)													
6. Handling, transporting, custody of prisoners	6				6	1	2	3					5
7. Investigating suspicious persons or circumstances	6	4			2	2		4					5
8. Ambush – no warning													
9. Mentally deranged	1				1			1					1
10. Traffic pursuits and stops	2			2				2					2
11. All other	3				3		2					1	3
12. TOTAL (1-11)	62	8	2	4	48	10	13	35		2	1	1	56
13. Number with person injury	15			2	13								
14. Number without personal injury	47	8	2	2	35								

15. Time of assaults	12 AM	2 AM	4 AM	6 AM	8 AM	10 AM	NOON	2 PM	4 PM	6 PM	8 PM	10 PM	UNK
	10	5	5	1	2	1	2	8	9	7	8	4	

AGE, SEX AND RACE OF PERSONS ARRESTED
18 Years of age and over

CLASSIFICATIONS OF OFFENSES	UCR	SEX	AGE													TOT	RACE								
			18	19	20	21	22	23	24	25-29	30-34	35-39	40-44	45-49	50-54		55-59	60-64	65 OV	WHT	BLK	IND	ASN	PAC	
MURDER/NONNEG MANSLAUGHTER	01A	M		2							1	2		1						6	3	1	2	1	
		F							1											1					
MANSLAUGHTER BY NEGLIGENCE	01B	M																							
		F																							
RAPE	02	M		1	1					1				1	1					5	4		1		
		F																							
ROBBERY	03	M	1			1		2		4	2	2		1	1					14	10	2	8		
		F	1									2	2	1						6					
AGGRAVATED ASSAULT	04	M		3	4	2	3	3	3	28	21	18	12	11	6	3	5	6		128	69	18	76	10	
		F		1	1	2	1	2		12	8	6	3	2	3	1	1	2		45					
BURGLARY	05	M	2	1				1		10	10	7	4				3		38	29	4	14			
		F					1		1	2	2	2			1				9						
LARCENY	06	M	2	1	3	4	1	2	3	18	21	20	10	7	4	3			99	102	11	49	6		
		F	2			1		3	3	20	11	12	7	5	1	3	1		69						
MOTOR VEHICLE THEFT	07	M				1				5	5	5	3		3	4			26	24	3	6	4		
		F								4	3	3			1				11						
OTHER ASSAULTS	08	M	2	7	4	7	5	12	10	69	45	39	35	23	14	15	9	2	298	164	34	223	18	3	
		F	3	7		7	3	6	1	35	27	16	12	7	7	5	5	3	144						
ARSON	09	M						1				1		1					3	2	1	3			
		F								1	2								3						
FORGERY	10	M		1	1					1	3								6	6		2	1		
		F								1	1					1			3						
FRAUD	11	M						1			2			1		1			5	9		6			
		F							1	2	2	1	1	1	1	1			10						
EMBEZZLEMENT	12	M				1					1								2	2		1			
		F								1									1						
STOLEN PROPERTY	13	M					1	1		2	3	1	1						9	3	1	6			
		F									1								1						
VANDALISM	14	M	4	2	2	1	1	5		11	12	3	5	5		3		1	55	33	12	30	5		
		F		1	1	1		3		4	4	1	3	3	2	1		1	25						
WEAPONS	15	M		1			1		1	3	6	3	2	3					20	14	2	3	3		
		F						1							1				2						
PROSTITUTION AND COMMERCIALIZED VICE	16	M																							
		F																							
PROSTITUTION	16a	M																							
		F																							

AGE, SEX AND RACE OF PERSONS ARRESTED
18 Years of age and over

CLASSIFICATIONS OF OFFENSES	UCR	SEX	AGE													TOT	RACE							
			18	19	20	21	22	23	24	25-29	30-34	35-39	40-44	45-49	50-54		55-59	60-64	65 OV	WHT	BLK	IND	ASN	PAC
ASSISTING OR PROMOTING PROSTITUTION	16b	M																						
		F																						
PURCHASING PROSTITUTION	16c	M																						
		F																						
SEX OFFENSES	17	M			2					2	1	4	2	2	2	1	3		19	9	2	9	1	
		F										1		1					2					
DRUG/SALE/MAN	180	M			1					2	2			1	1			1	8	4	2	4	2	
		F								1	1	1	1						4					
NARCOTICS	180a	M								2	1								3	1	1	1	1	
		F								1									1					
MARIJUANA	180b	M																						
		F																						
SYNTHETIC NARC	180c	M									1			1				1	3	2		1	1	
		F									1								1					
OTHER/NON-NARC	180d	M			1												1		2	1	1	2		
		F															1	1		2				
DRUG/POSSESSION	185	M	1	1		2	2		1	8	9	9	5	2	1	3		1	45	47	2	15	2	
		F	1	1		1			2	8	1	3	1	2	1				21					
NARCOTICS	185e	M				1				1	2	2	1				1		8	11	1	4	1	
		F		1					2	3	1		1	1					9					
MARIJUANA	185f	M	1	1						1	5		1	1				1	11	11		2		
		F	1														1		2					
SYNTHETIC NARC	185g	M				1				3		5	2	1			2		14	15		4		
		F								2		2		1					5					
OTHER/NON-NARC	185h	M					2		1	3	2	2	1			1			12	10	1	5	1	
		F				1				3		1							5					
GAMBLING	19	M																						
		F																						
BOOKMAKING	19a	M																						
		F																						
NUMBERS	19b	M																						
		F																						
OTHER GAMBLING	19c	M																						
		F																						
FAMILY/CHILD	20	M			2					2		1	1						6	4		14	1	
		F							2		5	4	2						13					

AGE, SEX AND RACE OF PERSONS ARRESTED
18 Years of age and over

CLASSIFICATIONS OF OFFENSES	UCR	SEX	AGE															TOT	RACE					
			18	19	20	21	22	23	24	25-29	30-34	35-39	40-44	45-49	50-54	55-59	60-64		65 OV	WHT	BLK	IND	ASN	PAC
DRIVING INFLUENCE	21	M	2	4	2	8	5	7	7	40	36	20	15	18	9	4	14	7	198	188	18	75	15	
		F	1	2	1	3	4	3	5	18	15	13	8	9	9	4	2	1	98					
LIQUOR LAWS	22	M					1			2	4		2	2	3				14	10	1	9		
		F			4					1				1					6					
DRUNKENNESS	23	M											1		1				2	2		1		
		F									1								1					
DISORDERLY CONDUCT	24	M	2		4	2	1			4	10	5	4		3	3	2		40	16	6	40	2	
		F				2	2	1	2	5	2	2	1	1	3	1	2		24					
VAGRANCY	25	M										1		1	1	1			4	2		4		
		F									1			1					2					
ALL OTHER	26	M	11	10	10	8	11	17	18	112	110	91	55	55	37	42	15	17	619	452	72	308	39	
		F	1	2	9	5	8	11	9	67	52	17	28	16	9	10	7	1	252					
SUSPICION	27	M																						
		F																						
HUMAN TRAFFICKING/COMMERCIAL SEX ACTS	30	M																						
		F																						
HUMAN TRAFFICKING/INVOLUNTARY SERVITUDE	31	M																						
		F																						
TOTAL BY SEX		M	27	34	36	37	32	52	43	325	305	230	158	134	87	83	51	35	1669	1208	192	909	110	3
		F	9	14	16	22	19	32	26	186	140	82	66	49	39	27	18	8	753					
GRAND TOTAL			36	48	52	59	51	84	69	511	445	312	224	183	126	110	69	43	2422	1208	192	909	110	3

AGE, SEX AND RACE OF PERSONS ARRESTED
under 18 Years of age

CLASSIFICATIONS OF OFFENSES	UCR	SEX	AGE						TOT	RACE									
			Under 10	10-12	13-14	15	16	17		WHT	BLK	IND	ASN	PAC					
			MURDER/NONNEG MANSLAUGHTER	01A	M														
		F																	
MANSLAUGHTER BY NEGLIGENCE	01B	M																	
		F																	
RAPE	02	M		1		1			2	1		1							
		F																	
ROBBERY	03	M						2	2	1		1							
		F																	
AGGRAVATED ASSAULT	04	M		1	3	2	1		7	5	1	3							
		F		1				1	2										
BURGLARY	05	M						2	2			2							
		F																	
LARCENY	06	M		2	2	2			6	5	2	2	1						
		F			1		2	1	4										
MOTOR VEHICLE THEFT	07	M				1			1		1	2							
		F				2			2										
OTHER ASSAULTS	08	M	1	6	6	4	1	8	26	15	5	13						1	
		F			3	2	3		8										
ARSON	09	M		1	1				2	1			1						
		F																	
FORGERY	10	M																	
		F																	
FRAUD	11	M																	
		F																	
EMBEZZLEMENT	12	M																	
		F																	
STOLEN PROPERTY	13	M																	
		F																	
VANDALISM	14	M		3	2	2	3		10	13	1								
		F			1	1	2		4										
WEAPONS	15	M			1		3		4	1								3	
		F																	
PROSTITUTION	16	M																	
		F																	
PROSTITUTION	16a	M																	
		F																	

AGE, SEX AND RACE OF PERSONS ARRESTED
under 18 Years of age

CLASSIFICATIONS OF OFFENSES	UCR	SEX	AGE						TOT	RACE					
			Under 10	10-12	13-14	15	16	17		WHT	BLK	IND	ASN	PAC	
ASSISTING OR PROMOTING PROSTITUTION	16b	M													
		F													
PURCHASING PROSTITUTION	16c	M													
		F													
SEX OFFENSES	17	M			1				1	1					
		F													
DRUG/SALE/MAN	180	M						1	1			1			
		F													
NARCOTICS	180a	M													
		F													
MARIJUANA	180b	M						1	1			1			
		F													
SYNTHETIC NARC	180c	M													
		F													
OTHER/NON-NARC	180d	M													
		F													
DRUG/POSSESSION	185	M			1	4	3	4	12	13		3			
		F			1			3	4						
NARCOTICS	185e	M					2		2	2					
		F													
MARIJUANA	185f	M			1	3	1	4	9	10		3			
		F			1			3	4						
SYNTHETIC NARC	185g	M													
		F													
OTHER/NON-NARC	185h	M				1			1	1					
		F													
GAMBLING	19	M													
		F													
BOOKMAKING	19a	M													
		F													
NUMBERS	19b	M													
		F													
OTHER GAMBLING	19c	M													
		F													
FAMILY/CHILD	20	M													
		F													

AGE, SEX AND RACE OF PERSONS ARRESTED
under 18 Years of age

CLASSIFICATIONS OF OFFENSES	UCR	SEX	AGE						TOT	RACE				
			Under 10	10-12	13-14	15	16	17		WHT	BLK	IND	ASN	PAC
			DRIVING INFLUENCE	21	M							2	2	1
		F			1				1					
LIQUOR LAWS	22	M			1	1	1		3	4		3		
		F			3		1		4					
DRUNKENNESS	23	M												
		F												
DISORDERLY CONDUCT	24	M						1	1			1		
		F												
VAGRANCY	25	M												
		F												
ALL OTHER	26	M	1	1	1	5	2	1	11	5	2	7	1	
		F					2	2	4					
SUSPICION	27	M												
		F												
CURFEW	28	M												
		F												
RUN-AWAYS	29	M												
		F												
HUMAN TRAFFICKING/COMMERCIAL SEX ACTS	30	M												
		F												
HUMAN TRAFFICKING/INVOLUNTARY SERVITUDE	31	M												
		F												
TOTAL BY SEX		M	2	15	19	22	14	21	93	66	13	40	6	1
		F		1	10	5	10	7	33					
GRAND TOTAL			2	16	29	27	24	28	126	66	13	40	6	1

MONTHLY RETURN OF ARSON OFFENSES KNOWN TO LAW ENFORCEMENT

1 PROPERTY CLASSIFICATION	2 Offenses Reported or Known to Police (Include Unfounded and attempts)	3 Unfounded, i.e. False or Baseless Complaints	4 Number of Actual Offenses (Column 2 Minus Column 3) (Include Attempts)	5 Total Offenses Cleared by Arrest or Exceptional Means (Include Column 6)	6 Number of Clearances Involving Only Persons Under 18 Years of Age	7 Offenses Where Structures Uninhabited, Abandoned, or not Normally in Use	8 Estimated Value of Property Damage
STRUCTURAL							
A. Single Occupancy Residential: Houses, Townhouses, Duplexes, etc.	5		5	5			\$176,080
B. Other Residential: Apartments, Tenements, Flats, Hotels, Motels, Inns, Dormitories, Boarding Houses, etc.	1		1	1			\$500
C. Storage: Barns, Garages, Warehouses, etc.							
D. Industrial/Manufacturing:							
E. Other Commercial: Stores, Restaurants, Offices, etc.							
F. Community/Public: Churches, Jails, Schools, Colleges, Hospitals, etc.							
G. All Other Structure: Out Buildings, Monuments, Buildings Under Constructions, etc.	1		1	1			
TOTAL STRUCTURAL	7		7	7			\$176,580
MOBILE							
H. Motor Vehicles: Automobiles, Trucks, Buses, Motorcycles, etc. UCR Definition	2		2	1			\$5,002
I. Other Mobile Property: Trailers, Recreational Vehicles, Airplanes, Boats, etc.							
TOTAL MOBILE	2		2	1			\$5,002
OTHER							
J. TOTAL OTHER Crops, Timber, Fences, Signs, etc.	1		1	1	1		\$750
TOTAL OTHER	1		1	1	1		\$750
GRAND TOTAL	10		10	9	1		\$182,332

RETURN A - MONTHLY RETURN OF OFFENSES KNOWN TO POLICE

(1) Classification of Offense	(2) Offenses Reported	(3) Unfounded Offenses	(4) Actual Offenses	(5) Offenses Cleared	(6) Juveniles Only
CRIMINAL HOMICIDE					
MURDER/NONNEG MANSLAUGHTER	6	1	5	3	
MANSLAUGHTER BY NEGLIGENCE	1		1	1	
TOTAL	7	1	6	4	
RAPE					
RAPE	73	5	68	13	3
ATTEMPTS TO COMMIT RAPE	7		7	1	1
TOTAL	80	5	75	14	4
ROBBERY					
FIREARM	4		4	1	
KNIFE/CUTTING INSTRUMENT	7		7	3	1
OTHER DANGEROUS WEAPON	6		6	3	
STRONG-ARM (HANDS, FISTS)	38		38	19	
TOTAL	55		55	26	1
ASSAULT					
FIREARM	58	2	56	27	6
KNIFE OR CUTTING INSTRUMENT	70		70	51	5
OTHER DANGEROUS WEAPON	119	1	118	79	6
HANDS, FIST, FEET, AGGRAVATED	103		103	67	2
OTHER ASSAULTS - SIMPLE	819	28	791	530	52
TOTAL	1169	31	1138	754	71
BURGLARY					
FORCIBLE ENTRY	180	2	178	37	6
UNLAWFUL ENTRY - NO FORCE	86	3	83	21	1
ATTEMPTED FORCIBLE ENTRY	17		17		
TOTAL	283	5	278	58	7
LARCENY-THEFT					
THEFT (EX MOTOR VEHICLE)	1242	21	1221	234	16
TOTAL	1242	21	1221	234	16
MOTOR VEHICLE THEFT					
AUTOS	110	2	108	24	1
TRUCKS AND BUSES	51	4	47	7	
OTHER VEHICLES	24		24	7	1
TOTAL	185	6	179	38	2
GRAND TOTAL	3021	69	2952	1128	101

PROPERTY STOLEN BY CLASSIFICATION

CLASSIFICATION OF OFFENSES	NUMBER ACTUAL OFFENSES	VALUE OF PROPERTY STOLEN
MURDER/NONNEG MANSLAUGHTER	5	
RAPE	75	\$ 700
ROBBERY		
HIGHWAY (STREET, ALLEYS, ETC.)	17	\$ 21,214
COMMERCIAL HOUSE	13	\$ 1,551
GAS OR SERVICE STATION	3	\$ 127
CONVENIENCE STORE	2	\$ 69
RESIDENCE	5	\$ 134,016
BANK		
MISCELLANEOUS	15	\$ 1,061
TOTAL ROBBERY	55	\$ 158,038
BURGLARY		
RESIDENCE (DWELLING)		
NIGHT (6PM-6AM)	36	\$ 26,114
DAY (6AM-6PM)	52	\$ 277,562
UNKNOWN	92	\$ 359,307
NON-RESIDENCE (STORE ETC.)		
NIGHT (6PM-6AM)	46	\$ 45,743
DAY (6AM-6PM)	32	\$ 18,332
UNKNOWN	20	\$ 11,655
TOTAL BURGLARY	278	\$ 738,713
LARCENY-THEFT		
\$200 AND OVER	512	\$ 768,846
\$50 TO \$200	282	\$ 27,882
UNDER \$50	427	\$ 6,935
TOTAL	1221	\$ 803,663
6X. NATURE OF LARCENIES UNDER ITEM 6		
POCKET-PICKING	3	\$ 2,800
PURSE-SNATCHING	3	\$ 301
SHOPLIFTING	395	\$ 42,307
FROM MOTOR VEHICLE	296	\$ 232,504
MOTOR VEHICLE PARTS & ACCESSORIES	59	\$ 27,070
BICYCLES	47	\$ 24,080
FROM BUILDING(EX C&H)	211	\$ 128,495
FROM COIN-OP MACHINES	2	\$ 100
ALL OTHER	205	\$ 346,006
TOTAL LARCENY	1221	\$ 803,663
MOTOR VEHICLE THEFT	179	\$ 1,084,736
STOLEN & RECOVERED LOCALLY	158	
STOLEN LOCALLY & RECOVERED OTHER	11	
TOTAL STOLEN OTHER & RECOVERED LOCAL	169	
STOLEN IN OTHER JURIS & RECOVERED LOCALLY	6	
TOTAL MOTOR VEHICLE THEFT	179	\$ 1,084,736
GRAND TOTAL	1813	\$ 2,785,850

PROPERTY BY TYPE AND VALUE

Type of Property (1)	Monetary Value of Property Stolen in Your Jurisdiction	
	STOLEN (2)	RECOVERED (3)
CURRENCY, NOTES, ETC.	\$ 253,747	\$ 4,329
JEWELRY & PRECIOUS METALS	\$ 185,431	\$ 12,834
CLOTHING AND FURS	\$ 187,354	\$ 5,229
LOCALLY STOLEN MOTOR VEHICLE	\$ 1,091,867	\$ 939,566
OFFICE EQUIPMENT	\$ 82,876	\$ 5,207
TV, RADIOS, CAMERAS, ETC.	\$ 70,163	\$ 5,048
FIREARMS	\$ 40,050	\$ 4,897
HOUSEHOLD GOODS	\$ 106,330	\$ 1,693
CONSUMABLE GOODS	\$ 43,484	\$ 3,036
LIVESTOCK		
MISCELLANEOUS	\$ 724,548	\$ 79,274
GRAND TOTAL	\$ 2,785,850	\$ 1,061,113

LAW ENFORCEMENT OFFICERS KILLED OR ASSAULTED

Type of activity	Total assaults by weapon	Type of Weapon				Type of Assignment							Officer assaults cleared
		Firearm	Knife or other cutting instrument	Other dangerous weapon	Hands, fists, feet, etc.	Two-officer vehicle	One-officer vehicle		Detective or special assign.		Other		
							Alone	Asst	Alone	Ast	Alone	Asst	
A	B	C	D	E	F	G	H	I	J	K	L	M	
1. Responding to disturbance calls (family quarrels, person with firearm, etc.)	17		2	2	13	2	6	9					17
2. Burglaries in progress or pursuing burglary suspects	1			1				1					1
3. Robberies in progress or pursuing robbery suspects													
4. Attempting other arrests	11				11		4	7					11
5. Civil disorder (riot, mass disobedience, etc.)													
6. Handling, transporting, custody of prisoners	9				9		1	8					9
7. Investigating suspicious persons or circumstances	9	4			5	2	2	5					9
8. Ambush – no warning													
9. Mentally deranged	2				2			2					2
10. Traffic pursuits and stops	3			3				3					3
11. All other	1				1		1						1
12. TOTAL (1-11)	53	4	2	6	41	4	14	35					53
13. Number with person injury	9				9								
14. Number without personal injury	44	4	2	6	32								

15. Time of assaults	12 AM	2 AM	4 AM	6 AM	8 AM	10 AM	NOON	2 PM	4 PM	6 PM	8 PM	10 PM	UNK
	3	3	4		8	3	8	2	6	7	3	6	

AGE, SEX AND RACE OF PERSONS ARRESTED
18 Years of age and over

CLASSIFICATIONS OF OFFENSES	UCR	SEX	AGE													TOT	RACE								
			18	19	20	21	22	23	24	25-29	30-34	35-39	40-44	45-49	50-54		55-59	60-64	65 OV	WHT	BLK	IND	ASN	PAC	
MURDER/NONNEG MANSLAUGHTER	01A	M									1	1								2	1		1		
		F																							
MANSLAUGHTER BY NEGLIGENCE	01B	M					1													1			1		
		F																							
RAPE	02	M		1			1		1	1			1	1				1		7	3		4		
		F																							
ROBBERY	03	M	1							1	8	2	2	2		1				17	7	7	11	3	
		F		1				1		1	2	4		2						11					
AGGRAVATED ASSAULT	04	M		4	6	4	3	6	6	19	22	22	13	10	7	5	6	1		134	60	19	90	6	
		F	2		2	1	3	1	1	5	7	3	5	4	5	1		1		41					
BURGLARY	05	M	3	1	1					10	13	5	2	3	2	1				41	32	3	13	2	
		F	1							2	3	1	1	1						9					
LARCENY	06	M	2	1	3	3	2	8	3	20	12	11	14	2	7	4	4	1		97	113	9	49	7	
		F	3	6	1	1	2	1	3	17	15	14	7	5	3	2	1			81					
MOTOR VEHICLE THEFT	07	M	1	1		1	2			5	6	5	2		2					25	17	1	10	3	
		F	1		1					2		1	1							6					
OTHER ASSAULTS	08	M	8	4	6	5	7	5	11	58	43	24	30	24	17	21	9	4		276	142	23	208	15	2
		F	2	4	4	5	4	3	3	22	19	18	14	4	3	7	2			114					
ARSON	09	M																					1		
		F							1											1					
FORGERY	10	M		1						2	3	1	2							9	10	1	2		
		F								1	1	1				1				4					
FRAUD	11	M	1							1	3		1	2	1	1				10	10	1	4		
		F								1	1	1	1			1				5					
EMBEZZLEMENT	12	M												1						1	1				
		F																							
STOLEN PROPERTY	13	M							2	2	3			1						8	6	2	1	1	
		F				1						1									2				
VANDALISM	14	M	2	6	2		1		1	13	11	7	4	3	4	3	1	1		59	28	13	43	4	
		F		2	1	3	1	2		7	7	2	2		1		1			29					
WEAPONS	15	M	1		2	1				3		3	2		1	2	1			16	11	2	3	2	
		F					1			1										2					
PROSTITUTION AND COMMERCIALIZED VICE	16	M																							
		F																							
PROSTITUTION	16a	M																							
		F																							

AGE, SEX AND RACE OF PERSONS ARRESTED
18 Years of age and over

CLASSIFICATIONS OF OFFENSES	UCR	SEX	AGE														TOT	RACE						
			18	19	20	21	22	23	24	25-29	30-34	35-39	40-44	45-49	50-54	55-59		60-64	65 OV	WHT	BLK	IND	ASN	PAC
ASSISTING OR PROMOTING PROSTITUTION	16b	M																						
		F																						
PURCHASING PROSTITUTION	16c	M																						
		F																						
SEX OFFENSES	17	M					1	1	1	3	1	5	1	2	3	1	2		21	11	3	9		
		F									1	1							2					
DRUG/SALE/MAN	180	M									3	1	2		2			8	6	2	2	1	2	
		F							1	2		1		1				5						
NARCOTICS	180a	M									2	1	2		2			7	5	1	2		2	
		F								2				1				3						
MARIJUANA	180b	M																						
		F																						
SYNTHETIC NARC	180c	M									1							1	1	1		1		
		F							1			1						2						
OTHER/NON-NARC	180d	M																						
		F																						
DRUG/POSSESSION	185	M	1	5	3			1	2	8	13	4	3	1	1	1	1	1	45	40	10	25	2	
		F				1				14	5	5	3	2	1		1		32					
NARCOTICS	185e	M		2	1			1	2	6	1	1				1		15	15	5	7	1		
		F							6	2	2	2	1					13						
MARIJUANA	185f	M	1	3				1		1	2	1	1	1			1	12	7		8			
		F							1	1							1	3						
SYNTHETIC NARC	185g	M							4	1								5	6		1			
		F				1			1									2						
OTHER/NON-NARC	185h	M			2			1	2	5	1	1				1		13	12	5	9	1		
		F							6	2	3	1	1	1				14						
GAMBLING	19	M																						
		F																						
BOOKMAKING	19a	M																						
		F																						
NUMBERS	19b	M																						
		F																						
OTHER GAMBLING	19c	M																						
		F																						
FAMILY/CHILD	20	M								1	2	1	2	1				7	6	1	14			
		F								2	7	4				1		14						

AGE, SEX AND RACE OF PERSONS ARRESTED
18 Years of age and over

CLASSIFICATIONS OF OFFENSES	UCR	SEX	AGE																	TOT	RACE				
			18	19	20	21	22	23	24	25-29	30-34	35-39	40-44	45-49	50-54	55-59	60-64	65 OV	WHT		BLK	IND	ASN	PAC	
DRIVING INFLUENCE	21	M	2	3	4	6	5	7	12	50	27	12	12	13	10	7	8	3	181	126	18	73	14	1	
		F	1	1	1	2	1	4		7	8	8	6	4	1	4	1	2	51						
LIQUOR LAWS	22	M		1	2	1	1			2		1	2	2	1	5	1	1	20	5		23			
		F	1		1			1			1		1		1		2		8						
DRUNKENNESS	23	M																							
		F																							
DISORDERLY CONDUCT	24	M		2		2	1	1	2	11	8	4	1	4	5	3			44	15	4	44	3		
		F				1	1	1	1	2	3	7		1	1	4			22						
VAGRANCY	25	M					1						2	2					5	2		3			
		F																							
ALL OTHER	26	M	7	12	12	12	16	16	25	112	103	97	60	42	35	40	15	11	615	459	61	326	36		
		F	3	3	4	8	10	6	12	63	56	42	25	14	11	4	4	2	267						
SUSPICION	27	M																							
		F																							
HUMAN TRAFFICKING/COMMERCIAL SEX ACTS	30	M																							
		F																							
HUMAN TRAFFICKING/INVOLUNTARY SERVITUDE	31	M																							
		F																							
TOTAL BY SEX		M	29	42	41	35	42	45	66	323	282	205	158	116	98	95	49	23	1649	1111	180	960	99	5	
		F	14	17	15	23	23	20	22	149	136	114	66	38	28	24	12	5	706						
GRAND TOTAL			43	59	56	58	65	65	88	472	418	319	224	154	126	119	61	28	2355	1111	180	960	99	5	

AGE, SEX AND RACE OF PERSONS ARRESTED
under 18 Years of age

CLASSIFICATIONS OF OFFENSES	UCR	SEX	AGE						TOT	RACE					
			Under 10	10-12	13-14	15	16	17		WHT	BLK	IND	ASN	PAC	
MURDER/NONNEG MANSLAUGHTER	01A	M													
		F													
MANSLAUGHTER BY NEGLIGENCE	01B	M													
		F													
RAPE	02	M			1		1	1	3			3			
		F													
ROBBERY	03	M		1					1	1					
		F													
AGGRAVATED ASSAULT	04	M			2	4	1	2	9	11	1	1	2		
		F		2	2			2	6						
BURGLARY	05	M	2	2	1	1	1	1	8	2	1	4	2		
		F		1					1						
LARCENY	06	M		4	4	4	2	2	16	8	3	9	1		
		F			2	2		1	5						
MOTOR VEHICLE THEFT	07	M		1					1			2			
		F			1				1						
OTHER ASSAULTS	08	M		2	12	6	5	4	29	15	4	16	5		
		F		3	2	2	3	1	11						
ARSON	09	M			1		1		2			2			
		F													
FORGERY	10	M			1				1			1			
		F													
FRAUD	11	M													
		F													
EMBEZZLEMENT	12	M													
		F													
STOLEN PROPERTY	13	M			1	2			3	1		2			
		F													
VANDALISM	14	M		2	1	1			4	1		4			
		F						1	1						
WEAPONS	15	M													
		F													
PROSTITUTION	16	M													
		F													
PROSTITUTION	16a	M													
		F													

AGE, SEX AND RACE OF PERSONS ARRESTED
under 18 Years of age

CLASSIFICATIONS OF OFFENSES	UCR	SEX	AGE						TOT	RACE									
			Under 10	10-12	13-14	15	16	17		WHT	BLK	IND	ASN	PAC					
			ASSISTING OR PROMOTING PROSTITUTION	16b	M														
		F																	
PURCHASING PROSTITUTION	16c	M																	
		F																	
SEX OFFENSES	17	M			2				2	2									
		F																	
DRUG/SALE/MAN	180	M			2				2	3									
		F						1	1										
NARCOTICS	180a	M																	
		F																	
MARIJUANA	180b	M								1									
		F						1	1										
SYNTHETIC NARC	180c	M																	
		F																	
OTHER/NON-NARC	180d	M			2				2	2									
		F																	
DRUG/POSSESSION	185	M		1	1	1	4	5	12	17	1	2							
		F			6		1	1	8										
NARCOTICS	185e	M																	
		F																	
MARIJUANA	185f	M		1	1	1	3	5	11	17	1	1							
		F			6		1	1	8										
SYNTHETIC NARC	185g	M																	
		F																	
OTHER/NON-NARC	185h	M					1		1			1							
		F																	
GAMBLING	19	M																	
		F																	
BOOKMAKING	19a	M																	
		F																	
NUMBERS	19b	M																	
		F																	
OTHER GAMBLING	19c	M																	
		F																	
FAMILY/CHILD	20	M																	
		F																	

AGE, SEX AND RACE OF PERSONS ARRESTED
under 18 Years of age

CLASSIFICATIONS OF OFFENSES	UCR	SEX	AGE							TOT	RACE				
			Under 10	10-12	13-14	15	16	17	WHT		BLK	IND	ASN	PAC	
			DRIVING INFLUENCE	21	M						1	1	2	2	
		F													
LIQUOR LAWS	22	M								1					
		F						1	1						
DRUNKENNESS	23	M													
		F													
DISORDERLY CONDUCT	24	M													
		F													
VAGRANCY	25	M													
		F													
ALL OTHER	26	M		1	3	3	2	3	12	8	2	6	2		
		F			1	1	2	2	6						
SUSPICION	27	M													
		F													
CURFEW	28	M													
		F													
RUN-AWAYS	29	M													
		F													
HUMAN TRAFFICKING/COMMERCIAL SEX ACTS	30	M													
		F													
HUMAN TRAFFICKING/INVOLUNTARY SERVITUDE	31	M													
		F													
TOTAL BY SEX		M	2	14	32	22	18	19	107	72	12	52	12		
		F		6	14	5	6	10	41						
GRAND TOTAL			2	20	46	27	24	29	148	72	12	52	12		

MONTHLY RETURN OF ARSON OFFENSES KNOWN TO LAW ENFORCEMENT

1 PROPERTY CLASSIFICATION	2 Offenses Reported or Known to Police (Include Unfounded and attempts)	3 Unfounded, i.e. False or Baseless Complaints	4 Number of Actual Offenses (Column 2 Minus Column 3) (Include Attempts)	5 Total Offenses Cleared by Arrest or Exceptional Means (Include Column 6)	6 Number of Clearances Involving Only Persons Under 18 Years of Age	7 Offenses Where Structures Uninhabited, Abandoned, or not Normally in Use	8 Estimated Value of Property Damage
STRUCTURAL							
A. Single Occupancy Residential: Houses, Townhouses, Duplexes, etc.	1		1				
B. Other Residential: Apartments, Tenements, Flats, Hotels, Motels, Inns, Dormitories, Boarding Houses, etc.	2		2				\$28,200
C. Storage: Barns, Garages, Warehouses, etc.							
D. Industrial/Manufacturing:							
E. Other Commercial: Stores, Restaurants, Offices, etc.	2		2			2	\$201
F. Community/Public: Churches, Jails, Schools, Colleges, Hospitals, etc.	2		2	1			\$100
G. All Other Structure: Out Buildings, Monuments, Buildings Under Constructions, etc.	1		1				\$20,000
TOTAL STRUCTURAL	8		8	1		2	\$48,501
MOBILE							
H. Motor Vehicles: Automobiles, Trucks, Buses, Motorcycles, etc. UCR Definition	2		2	1			\$2,315
I. Other Mobile Property: Trailers, Recreational Vehicles, Airplanes, Boats, etc.	1		1				
TOTAL MOBILE	3		3	1			\$2,315
OTHER							
J. TOTAL OTHER Crops, Timber, Fences, Signs, etc.	2		2				\$801
TOTAL OTHER	2		2				\$801
GRAND TOTAL	13		13	2		2	\$51,617

HUMAN TRAFFICKING OFFENSES

(1) Human Trafficking Classification	(2) Offenses Reported	(3) Unfounded Offenses	(4) Actual Offenses	(5) Offenses Cleared	(6) Juveniles Only
Commercial Sex Acts	1		1		
Involuntary Servitude					
GRAND TOTAL	1		1		

RETURN A - MONTHLY RETURN OF OFFENSES KNOWN TO POLICE

(1) Classification of Offense	(2) Offenses Reported	(3) Unfounded Offenses	(4) Actual Offenses	(5) Offenses Cleared	(6) Juveniles Only
CRIMINAL HOMICIDE					
MURDER/NONNEG MANSLAUGHTER	4		4	4	
MANSLAUGHTER BY NEGLIGENCE					
TOTAL	4		4	4	
RAPE					
RAPE	97	6	91	38	2
ATTEMPTS TO COMMIT RAPE	4		4	1	1
TOTAL	101	6	95	39	3
ROBBERY					
FIREARM	18		18	6	1
KNIFE/CUTTING INSTRUMENT	8		8	3	
OTHER DANGEROUS WEAPON	13		13	5	
STRONG-ARM (HANDS, FISTS)	33	1	32	17	
TOTAL	72	1	71	31	1
ASSAULT					
FIREARM	91	1	90	49	4
KNIFE OR CUTTING INSTRUMENT	63	2	61	49	1
OTHER DANGEROUS WEAPON	118	3	115	79	5
HANDS, FIST, FEET, AGGRAVATED	114	1	113	78	3
OTHER ASSAULTS - SIMPLE	895	38	857	539	45
TOTAL	1281	45	1236	794	58
BURGLARY					
FORCIBLE ENTRY	218	1	217	38	7
UNLAWFUL ENTRY - NO FORCE	115		115	26	1
ATTEMPTED FORCIBLE ENTRY	14	1	13	2	
TOTAL	347	2	345	66	8
LARCENY-THEFT					
THEFT (EX MOTOR VEHICLE)	1464	28	1436	248	16
TOTAL	1464	28	1436	248	16
MOTOR VEHICLE THEFT					
AUTOS	132	6	126	23	2
TRUCKS AND BUSES	76	3	73	14	
OTHER VEHICLES	49	2	47	8	2
TOTAL	257	11	246	45	4
GRAND TOTAL	3526	93	3433	1227	90

PROPERTY STOLEN BY CLASSIFICATION

CLASSIFICATION OF OFFENSES	NUMBER ACTUAL OFFENSES	VALUE OF PROPERTY STOLEN
MURDER/NONNEG MANSLAUGHTER	4	
RAPE	96	
ROBBERY		
HIGHWAY (STREET, ALLEYS, ETC.)	25	\$ 34,187
COMMERCIAL HOUSE	19	\$ 3,659
GAS OR SERVICE STATION	3	\$ 63
CONVENIENCE STORE	3	\$ 159
RESIDENCE	12	\$ 2,219
BANK		
MISCELLANEOUS	9	\$ 1,026
TOTAL ROBBERY	71	\$ 41,313
BURGLARY		
RESIDENCE (DWELLING)		
NIGHT (6PM-6AM)	54	\$ 90,115
DAY (6AM-6PM)	50	\$ 88,708
UNKNOWN	124	\$ 402,985
NON-RESIDENCE (STORE ETC.)		
NIGHT (6PM-6AM)	45	\$ 45,103
DAY (6AM-6PM)	32	\$ 24,687
UNKNOWN	40	\$ 104,798
TOTAL BURGLARY	345	\$ 756,396
LARCENY-THEFT		
\$200 AND OVER	591	\$ 968,867
\$50 TO \$200	344	\$ 38,271
UNDER \$50	501	\$ 6,725
TOTAL	1436	\$ 1,013,863
6X. NATURE OF LARCENIES UNDER ITEM 6		
POCKET-PICKING	7	\$ 4,719
PURSE-SNATCHING	3	\$ 405
SHOPLIFTING	438	\$ 70,301
FROM MOTOR VEHICLE	352	\$ 373,303
MOTOR VEHICLE PARTS & ACCESSORIES	61	\$ 13,945
BICYCLES	102	\$ 51,781
FROM BUILDING(EX C&H)	168	\$ 112,976
FROM COIN-OP MACHINES	4	\$ 203
ALL OTHER	301	\$ 386,230
TOTAL LARCENY	1436	\$ 1,013,863
MOTOR VEHICLE THEFT	246	\$ 1,285,329
STOLEN & RECOVERED LOCALLY	206	\$ 12,000
STOLEN LOCALLY & RECOVERED OTHER	7	
TOTAL STOLEN OTHER & RECOVERED LOCAL	213	\$ 12,000
STOLEN IN OTHER JURIS & RECOVERED LOCALLY	5	
TOTAL MOTOR VEHICLE THEFT	246	\$ 1,285,329
GRAND TOTAL	2198	\$ 3,096,901

PROPERTY BY TYPE AND VALUE

Type of Property (1)	Monetary Value of Property Stolen in Your Jurisdiction	
	STOLEN (2)	RECOVERED (3)
CURRENCY, NOTES, ETC.	\$ 211,237	\$ 826
JEWELRY & PRECIOUS METALS	\$ 120,105	\$ 7,684
CLOTHING AND FURS	\$ 132,163	\$ 10,236
LOCALLY STOLEN MOTOR VEHICLE	\$ 1,353,901	\$ 1,207,387
OFFICE EQUIPMENT	\$ 121,443	\$ 12,336
TV, RADIOS, CAMERAS, ETC.	\$ 73,273	\$ 3,729
FIREARMS	\$ 59,948	\$ 11,792
HOUSEHOLD GOODS	\$ 56,423	\$ 5,640
CONSUMABLE GOODS	\$ 34,059	\$ 5,165
LIVESTOCK	\$ 800	
MISCELLANEOUS	\$ 933,849	\$ 248,480
GRAND TOTAL	\$ 3,097,201	\$ 1,513,275

LAW ENFORCEMENT OFFICERS KILLED OR ASSAULTED

Type of activity	Total assaults by weapon	Type of Weapon				Type of Assignment						Officer assaults cleared	
		Firearm	Knife or other cutting instrument	Other dangerous weapon	Hands, fists, feet, etc.	Two-officer vehicle	One-officer vehicle		Detective or special assign.		Other		
							Alone	Asst	Alone	Ast	Alone		Asst
A	B	C	D	E	F	G	H	I	J	K	L	M	
1. Responding to disturbance calls (family quarrels, person with firearm, etc.	37	5		2	30		3	33	1				36
2. Burglaries in progress or pursuing burglary suspects	1				1			1					1
3. Robberies in progress or pursuing robbery suspects	1	1						1					1
4. Attempting other arrests	15				15		2	13					15
5. Civil disorder (riot, mass disobedience, etc.)													
6. Handling, transporting, custody of prisoners	8				8	1	1	6					8
7. Investigating suspicious persons or circumstances	8			3	5			8					8
8. Ambush – no warning													
9. Mentally deranged	3				3			3					3
10. Traffic pursuits and stops	1			1				1					1
11. All other	5				5		1	4					5
12. TOTAL (1-11)	79	6		6	67	1	7	70	1				78
13. Number with person injury	21			2	19								
14. Number without personal injury	58	6		4	48								

15. Time of assaults	12 AM	2 AM	4 AM	6 AM	8 AM	10 AM	NOON	2 PM	4 PM	6 PM	8 PM	10 PM	UNK
	21	5	9	1	3	5	6		7	7	9	6	

AGE, SEX AND RACE OF PERSONS ARRESTED
18 Years of age and over

CLASSIFICATIONS OF OFFENSES	UCR	SEX	AGE													TOT	RACE										
			18	19	20	21	22	23	24	25-29	30-34	35-39	40-44	45-49	50-54		55-59	60-64	65 OV	WHT	BLK	IND	ASN	PAC			
MURDER/NONNEG MANSLAUGHTER	01A	M										3	1	1							5	2			3		
		F																									
MANSLAUGHTER BY NEGLIGENCE	01B	M																									
		F																									
RAPE	02	M		1						1	3	1	3	2	1	1	1	1	1	1	16	8			7	1	
		F																									
ROBBERY	03	M	1				1		1	4	3	5	2		1	1			1	20	15	5		6			
		F								1	4	1								6							
AGGRAVATED ASSAULT	04	M	5	3	5	2	11	4	3	30	25	22	21	5	6	7	2			151	70	18		97	9		
		F	2		1	2	1	2	1	10	7	4	4	4	5		2	1	1	43							
BURGLARY	05	M	2	1	1	4		2	1	6	5	6	2	1		1				32	17	3		20	1		
		F				1			2	2		2	1				1			9							
LARCENY	06	M	3	3	4	6	5	4	6	22	21	18	10	7	8	9	2	2		130	120	14		64	8		
		F	1	3	1	3	5	2	2	17	14	13	8	4	2		1			76							
MOTOR VEHICLE THEFT	07	M	2	1	2		3		3	7	1	7	1							27	26	7		5	2		
		F	1		2		1	1	1	5	2									13							
OTHER ASSAULTS	08	M	4	3	9	16	12	6	9	53	42	41	25	14	14	12	9	5		274	142	22		207	11	1	
		F	2	1	2	4	1	7	6	24	21	12	10	6	4	4	3	2		109							
ARSON	09	M							1		1									2	1			2	1		
		F									2									2							
FORGERY	10	M				1				1				1						3	1	5		1	1		
		F					1				4									5							
FRAUD	11	M								2	2		1							5	5			4	1		
		F						1		1		2	1							5							
EMBEZZLEMENT	12	M								2				1						3	4	1			1		
		F								1	2									3							
STOLEN PROPERTY	13	M										3	1							4	3	1		1			
		F							1											1							
VANDALISM	14	M	1	2		4	2	2	2	18	14	12	11	6	2	3				79	59	9		46	4		
		F				1	2	1	2	11	8	10	1	1	2					39							
WEAPONS	15	M				2	1	1		2	5	2	3		1	1				18	15	2		5	1		
		F								2	2					1				5							
PROSTITUTION AND COMMERCIALIZED VICE	16	M																									
		F																									
PROSTITUTION	16a	M																									
		F																									

AGE, SEX AND RACE OF PERSONS ARRESTED
18 Years of age and over

CLASSIFICATIONS OF OFFENSES	UCR	SEX	AGE														TOT	RACE						
			18	19	20	21	22	23	24	25-29	30-34	35-39	40-44	45-49	50-54	55-59		60-64	65 OV	WHT	BLK	IND	ASN	PAC
ASSISTING OR PROMOTING PROSTITUTION	16b	M																						
		F																						
PURCHASING PROSTITUTION	16c	M																						
		F																						
SEX OFFENSES	17	M					1			2		1	4	4	3	1		1	17	3	1	13		
		F																						
DRUG/SALE/MAN	180	M		2						2	3	1				1		9	6	2	3			
		F			1						1							2						
NARCOTICS	180a	M		2						1	1					1		5	3	2	1			
		F									1							1						
MARIJUANA	180b	M								1	1	1						3	2		2			
		F			1													1						
SYNTHETIC NARC	180c	M																						
		F																						
OTHER/NON-NARC	180d	M									1							1	1					
		F																						
DRUG/POSSESSION	185	M	1	2	2	1	1	1	3	9	8	6	2	5	3	3	4	1	52	49	8	15	4	
		F	3			1	3	1		5	3	6	1				1		24					
NARCOTICS	185e	M				1	1	1		1	4	2			2			12	19		5			
		F					3			3	1	3	1				1	12						
MARIJUANA	185f	M	1	1	2					2		1		1			2	10	7	2	3			
		F	2															2						
SYNTHETIC NARC	185g	M							1		2	1	1					5	1		3	1		
		F																						
OTHER/NON-NARC	185h	M		1					2	6	2	2	1	4	1	3	2	1	25	22	6	4	3	
		F	1			1		1		2	2	3							10					
GAMBLING	19	M																						
		F																						
BOOKMAKING	19a	M																						
		F																						
NUMBERS	19b	M																						
		F																						
OTHER GAMBLING	19c	M																						
		F																						
FAMILY/CHILD	20	M				1				1			2			1		5	5		15			
		F				1		1	1	1	5	2	1		2		1	15						

AGE, SEX AND RACE OF PERSONS ARRESTED
18 Years of age and over

CLASSIFICATIONS OF OFFENSES	UCR	SEX	AGE															TOT	RACE					
			18	19	20	21	22	23	24	25-29	30-34	35-39	40-44	45-49	50-54	55-59	60-64		65 OV	WHT	BLK	IND	ASN	PAC
DRIVING INFLUENCE	21	M	5	4	7	6	7	8	5	27	30	15	14	16	12	18	7	8	189	181	22	69	6	2
		F	1	1		3	2	2	5	16	18	13	6	14	4	4	1	1	91					
LIQUOR LAWS	22	M		2	2	2				2	3	1	3		2			1	18	10	3	14	1	
		F	1	1						1	1	1	2		1	1		1	10					
DRUNKENNESS	23	M						1										1	1	1		1		
		F			1														1	1				
DISORDERLY CONDUCT	24	M	1	2	2	4	1	1	1	10	6	6	6	2	2	2	3		49	23	5	45	2	
		F	1	3	1	1	2			1	2	5	1	2	3	3	1		26					
VAGRANCY	25	M										2		1				3	3	3	1			
		F									1								1	1				
ALL OTHER	26	M	6	13	11	15	18	22	17	106	109	81	65	40	46	43	26	14	632	470	72	351	33	
		F	7	7	8	4	9	7	13	59	54	46	28	16	19	12	3	2	294					
SUSPICION	27	M																						
		F																						
HUMAN TRAFFICKING/COMMERCIAL SEX ACTS	30	M																						
		F																						
HUMAN TRAFFICKING/INVOLUNTARY SERVITUDE	31	M																						
		F																						
TOTAL BY SEX		M	31	39	45	64	63	52	53	312	280	233	175	104	101	104	54	34	1744	1239	201	994	87	3
		F	19	16	17	21	27	25	35	158	154	113	65	49	37	26	11	7	780					
GRAND TOTAL			50	55	62	85	90	77	88	470	434	346	240	153	138	130	65	41	2524	1239	201	994	87	3

AGE, SEX AND RACE OF PERSONS ARRESTED
under 18 Years of age

CLASSIFICATIONS OF OFFENSES	UCR	SEX	AGE						TOT	RACE					
			Under 10	10-12	13-14	15	16	17		WHT	BLK	IND	ASN	PAC	
MURDER/NONNEG MANSLAUGHTER	01A	M													
		F													
MANSLAUGHTER BY NEGLIGENCE	01B	M													
		F													
RAPE	02	M		1	1	1			3	3					
		F													
ROBBERY	03	M													
		F													
AGGRAVATED ASSAULT	04	M		2	4	2	2		10	7		4			
		F					1		1						
BURGLARY	05	M		4		3	1	1	9	3		7	1		
		F			1	1			2						
LARCENY	06	M	2		1	2	3	2	10	10	1	5	2		
		F		2	3	2	1		8						
MOTOR VEHICLE THEFT	07	M			1		1	1	3	2		1			
		F													
OTHER ASSAULTS	08	M		3	11	3	6	4	27	13	4	18	2		
		F	1		2	4	1	2	10						
ARSON	09	M													
		F													
FORGERY	10	M				1			1	1					
		F													
FRAUD	11	M													
		F													
EMBEZZLEMENT	12	M													
		F													
STOLEN PROPERTY	13	M													
		F													
VANDALISM	14	M	1	5	7				13	7	2	6			
		F		1			1		2						
WEAPONS	15	M			1			1	2	1			1		
		F													
PROSTITUTION	16	M													
		F													
PROSTITUTION	16a	M													
		F													

AGE, SEX AND RACE OF PERSONS ARRESTED
under 18 Years of age

CLASSIFICATIONS OF OFFENSES	UCR	SEX	AGE						TOT	RACE				
			Under 10	10-12	13-14	15	16	17		WHT	BLK	IND	ASN	PAC
ASSISTING OR PROMOTING PROSTITUTION	16b	M												
		F												
PURCHASING PROSTITUTION	16c	M												
		F												
SEX OFFENSES	17	M			1			2	3	1		2		
		F												
DRUG/SALE/MAN	180	M												
		F												
NARCOTICS	180a	M												
		F												
MARIJUANA	180b	M												
		F												
SYNTHETIC NARC	180c	M												
		F												
OTHER/NON-NARC	180d	M												
		F												
DRUG/POSSESSION	185	M			1	1	5		7	11	1			
		F			2	2	1		5					
NARCOTICS	185e	M												
		F												
MARIJUANA	185f	M			1		4		5	6	1			
		F			2				2					
SYNTHETIC NARC	185g	M					1		1	1				
		F												
OTHER/NON-NARC	185h	M				1			1	4				
		F				2	1		3					
GAMBLING	19	M												
		F												
BOOKMAKING	19a	M												
		F												
NUMBERS	19b	M												
		F												
OTHER GAMBLING	19c	M												
		F												
FAMILY/CHILD	20	M												
		F												

AGE, SEX AND RACE OF PERSONS ARRESTED
under 18 Years of age

CLASSIFICATIONS OF OFFENSES	UCR	SEX	AGE						TOT	RACE										
			Under 10	10-12	13-14	15	16	17		WHT	BLK	IND	ASN	PAC						
			DRIVING INFLUENCE	21	M															
		F																		
LIQUOR LAWS	22	M		1				2	3	3										1
		F						1	1											
DRUNKENNESS	23	M																		
		F																		
DISORDERLY CONDUCT	24	M			1	1		1	3				2	2						
		F						1	1											
VAGRANCY	25	M																		
		F																		
ALL OTHER	26	M		1	2	4	1	6	14	9	2	6	1							
		F		1			1	2	4											
SUSPICION	27	M																		
		F																		
CURFEW	28	M																		
		F																		
RUN-AWAYS	29	M																		
		F																		
HUMAN TRAFFICKING/COMMERCIAL SEX ACTS	30	M																		
		F																		
HUMAN TRAFFICKING/INVOLUNTARY SERVITUDE	31	M																		
		F																		
TOTAL BY SEX		M	3	17	31	18	19	20	108	71	10	51	9	1						
		F	1	4	8	9	6	6	34											
GRAND TOTAL			4	21	39	27	25	26	142	71	10	51	9	1						

MONTHLY RETURN OF ARSON OFFENSES KNOWN TO LAW ENFORCEMENT

1 PROPERTY CLASSIFICATION	2 Offenses Reported or Known to Police (Include Unfounded and attempts)	3 Unfounded, i.e. False or Baseless Complaints	4 Number of Actual Offenses (Column 2 Minus Column 3) (Include Attempts)	5 Total Offenses Cleared by Arrest or Exceptional Means (Include Column 6)	6 Number of Clearances Involving Only Persons Under 18 Years of Age	7 Offenses Where Structures Uninhabited, Abandoned, or not Normally in Use	8 Estimated Value of Property Damage
STRUCTURAL							
A. Single Occupancy Residential: Houses, Townhouses, Duplexes, etc.	2		2	1			\$1,300
B. Other Residential: Apartments, Tenements, Flats, Hotels, Motels, Inns, Dormitories, Boarding Houses, etc.	3		3	1			\$3,800
C. Storage: Barns, Garages, Warehouses, etc.							
D. Industrial/Manufacturing:							
E. Other Commercial: Stores, Restaurants, Offices, etc.	1		1			1	\$1,000
F. Community/Public: Churches, Jails, Schools, Colleges, Hospitals, etc.	4		4			1	\$2,000
G. All Other Structure: Out Buildings, Monuments, Buildings Under Constructions, etc.							
TOTAL STRUCTURAL	10		10	2		2	\$8,100
MOBILE							
H. Motor Vehicles: Automobiles, Trucks, Buses, Motorcycles, etc. UCR Definition	1		1	1			\$2,000
I. Other Mobile Property: Trailers, Recreational Vehicles, Airplanes, Boats, etc.	3		3	1	1		\$56,000
TOTAL MOBILE	4		4	2	1		\$58,000
OTHER							
J. TOTAL OTHER Crops, Timber, Fences, Signs, etc.	5		5	2	1		\$352
TOTAL OTHER	5		5	2	1		\$352
GRAND TOTAL	19		19	6	2	2	\$66,452

HUMAN TRAFFICKING OFFENSES

(1) Human Trafficking Classification	(2) Offenses Reported	(3) Unfounded Offenses	(4) Actual Offenses	(5) Offenses Cleared	(6) Juveniles Only
Commercial Sex Acts	1		1		
Involuntary Servitude					
GRAND TOTAL	1		1		

RETURN A - MONTHLY RETURN OF OFFENSES KNOWN TO POLICE

(1) Classification of Offense	(2) Offenses Reported	(3) Unfounded Offenses	(4) Actual Offenses	(5) Offenses Cleared	(6) Juveniles Only
CRIMINAL HOMICIDE					
MURDER/NONNEG MANSLAUGHTER	6	1	5	4	1
MANSLAUGHTER BY NEGLIGENCE					
TOTAL	6	1	5	4	1
RAPE					
RAPE	97	4	93	15	4
ATTEMPTS TO COMMIT RAPE	10	2	8	3	
TOTAL	107	6	101	18	4
ROBBERY					
FIREARM	16		16	7	1
KNIFE/CUTTING INSTRUMENT	11		11	4	
OTHER DANGEROUS WEAPON	8		8	3	
STRONG-ARM (HANDS, FISTS)	50	2	48	18	3
TOTAL	85	2	83	32	4
ASSAULT					
FIREARM	106	2	104	53	
KNIFE OR CUTTING INSTRUMENT	76	3	73	41	1
OTHER DANGEROUS WEAPON	172		172	97	4
HANDS, FIST, FEET, AGGRAVATED	129	2	127	87	5
OTHER ASSAULTS - SIMPLE	813	42	771	517	30
TOTAL	1296	49	1247	795	40
BURGLARY					
FORCIBLE ENTRY	192	3	189	27	5
UNLAWFUL ENTRY - NO FORCE	147		147	33	3
ATTEMPTED FORCIBLE ENTRY	18		18	4	1
TOTAL	357	3	354	64	9
LARCENY-THEFT					
THEFT (EX MOTOR VEHICLE)	1457	15	1442	414	23
TOTAL	1457	15	1442	414	23
MOTOR VEHICLE THEFT					
AUTOS	152	6	146	28	3
TRUCKS AND BUSES	67	3	64	12	2
OTHER VEHICLES	40		40	8	3
TOTAL	259	9	250	48	8
GRAND TOTAL	3567	85	3482	1375	89

PROPERTY STOLEN BY CLASSIFICATION

CLASSIFICATION OF OFFENSES	NUMBER ACTUAL OFFENSES	VALUE OF PROPERTY STOLEN
MURDER/NONNEG MANSLAUGHTER	5	
RAPE	101	
ROBBERY		
HIGHWAY (STREET, ALLEYS, ETC.)	36	\$ 30,119
COMMERCIAL HOUSE	11	\$ 2,492
GAS OR SERVICE STATION	2	\$ 50
CONVENIENCE STORE	4	\$ 130
RESIDENCE	14	\$ 1,255
BANK	1	
MISCELLANEOUS	15	\$ 2,464
TOTAL ROBBERY	83	\$ 36,510
BURGLARY		
RESIDENCE (DWELLING)		
NIGHT (6PM-6AM)	43	\$ 52,118
DAY (6AM-6PM)	53	\$ 97,517
UNKNOWN	118	\$ 274,539
NON-RESIDENCE (STORE ETC.)		
NIGHT (6PM-6AM)	61	\$ 112,067
DAY (6AM-6PM)	28	\$ 50,715
UNKNOWN	51	\$ 88,994
TOTAL BURGLARY	354	\$ 675,950
LARCENY-THEFT		
\$200 AND OVER	638	\$ 1,133,851
\$50 TO \$200	307	\$ 30,646
UNDER \$50	497	\$ 7,362
TOTAL	1442	\$ 1,171,859
6X. NATURE OF LARCENIES UNDER ITEM 6		
POCKET-PICKING	10	\$ 3,576
PURSE-SNATCHING		
SHOPLIFTING	418	\$ 54,829
FROM MOTOR VEHICLE	319	\$ 238,311
MOTOR VEHICLE PARTS & ACCESSORIES	84	\$ 46,730
BICYCLES	121	\$ 63,656
FROM BUILDING(EX C&H)	217	\$ 398,578
FROM COIN-OP MACHINES	3	\$ 221
ALL OTHER	270	\$ 365,958
TOTAL LARCENY	1442	\$ 1,171,859
MOTOR VEHICLE THEFT	250	\$ 1,728,654
STOLEN & RECOVERED LOCALLY	214	\$ 14,000
STOLEN LOCALLY & RECOVERED OTHER	23	
TOTAL STOLEN OTHER & RECOVERED LOCAL	237	\$ 14,000
STOLEN IN OTHER JURIS & RECOVERED LOCALLY	17	
TOTAL MOTOR VEHICLE THEFT	250	\$ 1,728,654
GRAND TOTAL	2235	\$ 3,612,973

PROPERTY BY TYPE AND VALUE

Type of Property (1)	Monetary Value of Property Stolen in Your Jurisdiction	
	STOLEN (2)	RECOVERED (3)
CURRENCY, NOTES, ETC.	\$ 126,849	\$ 698
JEWELRY & PRECIOUS METALS	\$ 329,725	\$ 1,179
CLOTHING AND FURS	\$ 105,700	\$ 9,687
LOCALLY STOLEN MOTOR VEHICLE	\$ 1,843,195	\$ 1,481,248
OFFICE EQUIPMENT	\$ 106,077	\$ 13,215
TV, RADIOS, CAMERAS, ETC.	\$ 60,863	\$ 10,831
FIREARMS	\$ 63,364	\$ 8,551
HOUSEHOLD GOODS	\$ 59,680	\$ 4,303
CONSUMABLE GOODS	\$ 49,208	\$ 2,956
LIVESTOCK	\$ 5,550	\$ 5,400
MISCELLANEOUS	\$ 862,763	\$ 132,536
GRAND TOTAL	\$ 3,612,974	\$ 1,670,604

LAW ENFORCEMENT OFFICERS KILLED OR ASSAULTED

Type of activity	Total assaults by weapon	Type of Weapon				Type of Assignment							Officer assaults cleared
		Firearm	Knife or other cutting instrument	Other dangerous weapon	Hands, fists, feet, etc.	Two-officer vehicle	One-officer vehicle		Detective or special assign.		Other		
							Alone	Asst	Alone	Ast	Alone	Asst	
A	B	C	D	E	F	G	H	I	J	K	L	M	
1. Responding to disturbance calls (family quarrels, person with firearm, etc.)	23	1		5	17		5	18					23
2. Burglaries in progress or pursuing burglary suspects													
3. Robberies in progress or pursuing robbery suspects	5			5				5					5
4. Attempting other arrests	11			1	10	1		9				1	11
5. Civil disorder (riot, mass disobedience, etc.)													
6. Handling, transporting, custody of prisoners	4				4			4					4
7. Investigating suspicious persons or circumstances	6			1	5			6					6
8. Ambush – no warning													
9. Mentally deranged	5		2		3			5					3
10. Traffic pursuits and stops	7	3		4				6		1			7
11. All other	3				3		1	2					3
12. TOTAL (1-11)	64	4	2	16	42	1	6	55		1		1	62
13. Number with person injury	9			3	6								
14. Number without personal injury	55	4	2	13	36								

15. Time of assaults	12 AM	2 AM	4 AM	6 AM	8 AM	10 AM	NOON	2 PM	4 PM	6 PM	8 PM	10 PM	UNK
	9	2	5	4	3	1	5	6	6	9	14		

AGE, SEX AND RACE OF PERSONS ARRESTED
18 Years of age and over

CLASSIFICATIONS OF OFFENSES	UCR	SEX	AGE													TOT	RACE							
			18	19	20	21	22	23	24	25-29	30-34	35-39	40-44	45-49	50-54		55-59	60-64	65 OV	WHT	BLK	IND	ASN	PAC
MURDER/NONNEG MANSLAUGHTER	01A	M		1														1	2		1			
		F	1									1												2
MANSLAUGHTER BY NEGLIGENCE	01B	M																						
		F																						
RAPE	02	M		1	1			1	1	1	2	1	1		1			10		2	9	1		
		F				1	1											2						
ROBBERY	03	M	4	1				1	1	8	2	2	2	2				23	11	5	8	2		
		F								3								3						
AGGRAVATED ASSAULT	04	M	7	2	5	6	4	7	10	24	31	21	8	7	6	5	4	3	150	78	12	110	13	1
		F		3	3	1	3	2	1	9	16	10	7	5	3			1	64					
BURGLARY	05	M	2	1			2	1	1	3	4	5	2		3		2	26	22	2	12			
		F				1	1		1	1	1	2	1		2			10						
LARCENY	06	M	2	3	5		4	3	2	25	21	19	11	2	3	2	1	1	104	116	10	54	1	
		F				2	1	3	2	21	23	14	6		2	2	1		77					
MOTOR VEHICLE THEFT	07	M		2	1		1	1		8	7	2	2	1			1	26	16	6	14			
		F	1		1			2		4	1	1						10						
OTHER ASSAULTS	08	M	3	5	5	5	9	8	11	45	46	49	29	16	16	13	5	7	272	132	31	210	11	1
		F	2	5	4	5	2	5	3	19	17	21	6	9	8	5		2	113					
ARSON	09	M								1	1							2		1	2			
		F									1							1						
FORGERY	10	M									1	1						1	3	1		3	2	
		F												1			2		3					
FRAUD	11	M								1	1	1	2	1				6	7	3	5		1	
		F				1		1		2	2	1	1	1		1		10						
EMBEZZLEMENT	12	M																				1		
		F									1							1						
STOLEN PROPERTY	13	M									5	1		1				7	5		3	1		
		F									2							2						
VANDALISM	14	M	1	2	1	1	2	4	1	19	16	12	6	3	4	4	2	1	79	53	8	49	4	
		F		1		1	2	1	2	10	5	6	1	3	1	2			35					
WEAPONS	15	M	2				1	2	1	8	4	4	2	1	3	1	1	1	31	19	8	5	1	
		F											1			1		2						
PROSTITUTION AND COMMERCIALIZED VICE	16	M								2						2		4	1		2	1		
		F																						
PROSTITUTION	16a	M								2						1		3	1		1	1		
		F																						

AGE, SEX AND RACE OF PERSONS ARRESTED
18 Years of age and over

CLASSIFICATIONS OF OFFENSES	UCR	SEX	AGE														TOT	RACE						
			18	19	20	21	22	23	24	25-29	30-34	35-39	40-44	45-49	50-54	55-59		60-64	65 OV	WHT	BLK	IND	ASN	PAC
ASSISTING OR PROMOTING PROSTITUTION	16b	M																						
		F																						
PURCHASING PROSTITUTION	16c	M															1				1			
		F																						
SEX OFFENSES	17	M								5	4	1	1		2	2	1	1	17	4	1	15		
		F									2					1			3					
DRUG/SALE/MAN	180	M							1	1	1		2				1		6	4		3		
		F				1					1								2			1		
NARCOTICS	180a	M									1		1						2	2		2		
		F				1					1								2					
MARIJUANA	180b	M											1						1	1				
		F																						
SYNTHETIC NARC	180c	M																						
		F																						
OTHER/NON-NARC	180d	M							1	1							1		3	1		1		
		F																						
DRUG/POSSESSION	185	M	3	5	2					6	8	8	4	1	3				40	34	4	13		
		F		1					1	6	1	2	1						12					
NARCOTICS	185e	M		1					4	3	1	2	1	1				13	15	1	3			
		F						1	4	1								6						
MARIJUANA	185f	M	1	1								1						3	3	1	1			
		F		1								1						2						
SYNTHETIC NARC	185g	M							1	2	2							5	4		1			
		F																						
OTHER/NON-NARC	185h	M	2	3	2				1	3	5	1		2				19	12	2	8			
		F							2		1	1						4				1		
GAMBLING	19	M																						
		F																						
BOOKMAKING	19a	M																						
		F																						
NUMBERS	19b	M																						
		F																						
OTHER GAMBLING	19c	M																						
		F																						
FAMILY/CHILD	20	M			1			1			1	2		1				6	4		13			
		F								4	1	5		2	1			13				2		

AGE, SEX AND RACE OF PERSONS ARRESTED
18 Years of age and over

CLASSIFICATIONS OF OFFENSES	UCR	SEX	AGE															TOT	RACE					
			18	19	20	21	22	23	24	25-29	30-34	35-39	40-44	45-49	50-54	55-59	60-64		65 OV	WHT	BLK	IND	ASN	PAC
DRIVING INFLUENCE	21	M	5	5		9	3	11	9	33	36	17	14	4	14	14	7	5	186	167	17	76	12	
		F		5	5	2	3	6	4	17	16	13	4	6	4			1	86					
LIQUOR LAWS	22	M	3	1	2		1			1	1	2	2		1	1	1		16	10	1	16		
		F	1	2	3		1					1	1			1	1		11					
DRUNKENNESS	23	M				1				2			1	1	1			1	7	7		1		
		F												1					1					
DISORDERLY CONDUCT	24	M		1	3	3	1		2	7	13	8	5	6	2	1	1		53	22	6	47	1	
		F			1	4	2		1	2	5	4	1	2		1			23					
VAGRANCY	25	M													1				1	2				
		F								1									1					
ALL OTHER	26	M	9	12	12	26	14	11	22	126	132	99	71	43	58	53	39	37	764	578	77	371	48	2
		F	6	4	9	8	4	9	10	70	73	39	32	16	13	8	9	2	312					
SUSPICION	27	M																						
		F																						
HUMAN TRAFFICKING/COMMERCIAL SEX ACTS	30	M																						
		F																						
HUMAN TRAFFICKING/INVOLUNTARY SERVITUDE	31	M																						
		F																						
TOTAL BY SEX		M	41	42	38	51	42	51	62	326	337	255	165	90	118	98	66	58	1840	1295	194	1042	103	5
		F	11	21	26	27	20	29	25	169	168	119	63	46	34	22	13	6	799					
GRAND TOTAL			52	63	64	78	62	80	87	495	505	374	228	136	152	120	79	64	2639	1295	194	1042	103	5

AGE, SEX AND RACE OF PERSONS ARRESTED
under 18 Years of age

CLASSIFICATIONS OF OFFENSES	UCR	SEX	AGE							TOT	RACE				
			Under 10	10-12	13-14	15	16	17	WHT		BLK	IND	ASN	PAC	
			MURDER/NONNEG MANSLAUGHTER	01A	M		1		1		1		3	2	1
		F				1			1						
MANSLAUGHTER BY NEGLIGENCE	01B	M													
		F													
RAPE	02	M		2				1	3	3					
		F													
ROBBERY	03	M					4	2	6	4	1	1			
		F													
AGGRAVATED ASSAULT	04	M		2	1		1	1	5	2		6			
		F		2			1		3						
BURGLARY	05	M		1	3	3	1		8	4	1	5			
		F		1			1		2						
LARCENY	06	M	1	1	4	1	2	5	14	12	1	6		1	
		F		1	1	3		1	6						
MOTOR VEHICLE THEFT	07	M			4	2	2		8	1		10			
		F				1	2		3						
OTHER ASSAULTS	08	M			4	2	4	2	12	9	3	12			
		F		1	5	3	1	2	12						
ARSON	09	M			1				1			1			
		F													
FORGERY	10	M													
		F													
FRAUD	11	M													
		F													
EMBEZZLEMENT	12	M					1		1	1					
		F													
STOLEN PROPERTY	13	M													
		F													
VANDALISM	14	M		1	5	3		3	12	8	3	4			
		F		1		2			3						
WEAPONS	15	M													
		F													
PROSTITUTION	16	M													
		F													
PROSTITUTION	16a	M													
		F													

AGE, SEX AND RACE OF PERSONS ARRESTED
under 18 Years of age

CLASSIFICATIONS OF OFFENSES	UCR	SEX	AGE							TOT	RACE				
			Under 10	10-12	13-14	15	16	17	WHT		BLK	IND	ASN	PAC	
ASSISTING OR PROMOTING PROSTITUTION	16b	M													
		F													
PURCHASING PROSTITUTION	16c	M													
		F													
SEX OFFENSES	17	M						2	2	2					
		F													
DRUG/SALE/MAN	180	M													
		F													
NARCOTICS	180a	M													
		F													
MARIJUANA	180b	M													
		F													
SYNTHETIC NARC	180c	M													
		F													
OTHER/NON-NARC	180d	M													
		F													
DRUG/POSSESSION	185	M						3	3	2		3			
		F				1	1		2						
NARCOTICS	185e	M										1			
		F					1		1						
MARIJUANA	185f	M						1	1	1		1			
		F				1			1						
SYNTHETIC NARC	185g	M													
		F													
OTHER/NON-NARC	185h	M						2	2	1		1			
		F													
GAMBLING	19	M													
		F													
BOOKMAKING	19a	M													
		F													
NUMBERS	19b	M													
		F													
OTHER GAMBLING	19c	M													
		F													
FAMILY/CHILD	20	M													
		F													

AGE, SEX AND RACE OF PERSONS ARRESTED
under 18 Years of age

CLASSIFICATIONS OF OFFENSES	UCR	SEX	AGE							TOT	RACE				
			Under 10	10-12	13-14	15	16	17	WHT		BLK	IND	ASN	PAC	
			DRIVING INFLUENCE	21	M							1	1	1	
		F													
LIQUOR LAWS	22	M				1	1		2	2		3			
		F					2	1	3						
DRUNKENNESS	23	M													
		F													
DISORDERLY CONDUCT	24	M													
		F													
VAGRANCY	25	M													
		F													
ALL OTHER	26	M		2	1	3	6	4	16	5	3	8	3		
		F				1	1	1	3						
SUSPICION	27	M													
		F													
CURFEW	28	M													
		F													
RUN-AWAYS	29	M													
		F													
HUMAN TRAFFICKING/COMMERCIAL SEX ACTS	30	M													
		F													
HUMAN TRAFFICKING/INVOLUNTARY SERVITUDE	31	M													
		F													
TOTAL BY SEX		M	1	10	23	16	23	24	97	58	13	60	3	1	
		F		6	6	12	9	5	38						
GRAND TOTAL			1	16	29	28	32	29	135	58	13	60	3	1	

MONTHLY RETURN OF ARSON OFFENSES KNOWN TO LAW ENFORCEMENT

1 PROPERTY CLASSIFICATION	2 Offenses Reported or Known to Police (Include Unfounded and attempts)	3 Unfounded, i.e. False or Baseless Complaints	4 Number of Actual Offenses (Column 2 Minus Column 3) (Include Attempts)	5 Total Offenses Cleared by Arrest or Exceptional Means (Include Column 6)	6 Number of Clearances Involving Only Persons Under 18 Years of Age	7 Offenses Where Structures Uninhabited, Abandoned, or not Normally in Use	8 Estimated Value of Property Damage
STRUCTURAL							
A. Single Occupancy Residential: Houses, Townhouses, Duplexes, etc.	6		6	3			\$75,115
B. Other Residential: Apartments, Tenements, Flats, Hotels, Motels, Inns, Dormitories, Boarding Houses, etc.	4		4	1	1		\$10,650
C. Storage: Barns, Garages, Warehouses, etc.	5		5	1	1	1	\$8,000
D. Industrial/Manufacturing:							
E. Other Commercial: Stores, Restaurants, Offices, etc.							
F. Community/Public: Churches, Jails, Schools, Colleges, Hospitals, etc.	1		1			1	\$300
G. All Other Structure: Out Buildings, Monuments, Buildings Under Constructions, etc.	1		1			1	
TOTAL STRUCTURAL	17		17	5	2	3	\$94,065
MOBILE							
H. Motor Vehicles: Automobiles, Trucks, Buses, Motorcycles, etc. UCR Definition	8		8	3	2		\$25,979
I. Other Mobile Property: Trailers, Recreational Vehicles, Airplanes, Boats, etc.	1		1				\$50,000
TOTAL MOBILE	9		9	3	2		\$75,979
OTHER							
J. TOTAL OTHER Crops, Timber, Fences, Signs, etc.	8		8	2			\$27,321
TOTAL OTHER	8		8	2			\$27,321
GRAND TOTAL	34		34	10	4	3	\$197,365

RETURN A - MONTHLY RETURN OF OFFENSES KNOWN TO POLICE

(1) Classification of Offense	(2) Offenses Reported	(3) Unfounded Offenses	(4) Actual Offenses	(5) Offenses Cleared	(6) Juveniles Only
CRIMINAL HOMICIDE					
MURDER/NONNEG MANSLAUGHTER	4		4	4	
MANSLAUGHTER BY NEGLIGENCE					
TOTAL	4		4	4	
RAPE					
RAPE	104	8	96	18	2
ATTEMPTS TO COMMIT RAPE	7	1	6	1	1
TOTAL	111	9	102	19	3
ROBBERY					
FIREARM	9	2	7	2	
KNIFE/CUTTING INSTRUMENT	10		10	3	
OTHER DANGEROUS WEAPON	12		12	5	
STRONG-ARM (HANDS, FISTS)	48		48	19	1
TOTAL	79	2	77	29	1
ASSAULT					
FIREARM	80	1	79	52	1
KNIFE OR CUTTING INSTRUMENT	96	2	94	72	1
OTHER DANGEROUS WEAPON	157	1	156	121	9
HANDS, FIST, FEET, AGGRAVATED	99	1	98	65	3
OTHER ASSAULTS - SIMPLE	930	31	899	587	28
TOTAL	1362	36	1326	897	42
BURGLARY					
FORCIBLE ENTRY	217	1	216	37	5
UNLAWFUL ENTRY - NO FORCE	152	2	150	34	3
ATTEMPTED FORCIBLE ENTRY	17		17	7	1
TOTAL	386	3	383	78	9
LARCENY-THEFT					
THEFT (EX MOTOR VEHICLE)	1513	22	1491	195	14
TOTAL	1513	22	1491	195	14
MOTOR VEHICLE THEFT					
AUTOS	136	6	130	23	2
TRUCKS AND BUSES	69	3	66	15	
OTHER VEHICLES	44		44	7	2
TOTAL	249	9	240	45	4
GRAND TOTAL	3704	81	3623	1267	73

PROPERTY STOLEN BY CLASSIFICATION

CLASSIFICATION OF OFFENSES	NUMBER ACTUAL OFFENSES	VALUE OF PROPERTY STOLEN
MURDER/NONNEG MANSLAUGHTER	4	
RAPE	102	
ROBBERY		
HIGHWAY (STREET, ALLEYS, ETC.)	29	\$ 24,820
COMMERCIAL HOUSE	18	\$ 3,255
GAS OR SERVICE STATION	1	
CONVENIENCE STORE	5	\$ 8
RESIDENCE	12	\$ 31,336
BANK	1	\$ 2,702
MISCELLANEOUS	11	\$ 495
TOTAL ROBBERY	77	\$ 62,616
BURGLARY		
RESIDENCE (DWELLING)		
NIGHT (6PM-6AM)	71	\$ 77,086
DAY (6AM-6PM)	51	\$ 180,006
UNKNOWN	117	\$ 268,138
NON-RESIDENCE (STORE ETC.)		
NIGHT (6PM-6AM)	71	\$ 118,382
DAY (6AM-6PM)	26	\$ 104,980
UNKNOWN	47	\$ 66,798
TOTAL BURGLARY	383	\$ 815,390
LARCENY-THEFT		
\$200 AND OVER	671	\$ 1,034,079
\$50 TO \$200	306	\$ 30,178
UNDER \$50	514	\$ 7,104
TOTAL	1491	\$ 1,071,361
6X. NATURE OF LARCENIES UNDER ITEM 6		
POCKET-PICKING	12	\$ 1,991
PURSE-SNATCHING	6	\$ 3,197
SHOPLIFTING	368	\$ 53,549
FROM MOTOR VEHICLE	360	\$ 374,182
MOTOR VEHICLE PARTS & ACCESSORIES	90	\$ 45,875
BICYCLES	128	\$ 76,431
FROM BUILDING(EX C&H)	207	\$ 209,008
FROM COIN-OP MACHINES	1	\$ 1
ALL OTHER	319	\$ 307,127
TOTAL LARCENY	1491	\$ 1,071,361
MOTOR VEHICLE THEFT	240	\$ 1,608,289
STOLEN & RECOVERED LOCALLY	205	\$ 97,401
STOLEN LOCALLY & RECOVERED OTHER	10	
TOTAL STOLEN OTHER & RECOVERED LOCAL	215	\$ 97,401
STOLEN IN OTHER JURIS & RECOVERED LOCALLY	4	
TOTAL MOTOR VEHICLE THEFT	240	\$ 1,608,289
GRAND TOTAL	2297	\$ 3,557,656

PROPERTY BY TYPE AND VALUE

Type of Property (1)	Monetary Value of Property Stolen in Your Jurisdiction	
	STOLEN (2)	RECOVERED (3)
CURRENCY, NOTES, ETC.	\$ 205,468	\$ 24,149
JEWELRY & PRECIOUS METALS	\$ 220,557	\$ 3,079
CLOTHING AND FURS	\$ 112,054	\$ 6,994
LOCALLY STOLEN MOTOR VEHICLE	\$ 1,731,390	\$ 1,533,295
OFFICE EQUIPMENT	\$ 142,440	\$ 3,725
TV, RADIOS, CAMERAS, ETC.	\$ 87,926	\$ 20,728
FIREARMS	\$ 40,208	\$ 6,220
HOUSEHOLD GOODS	\$ 45,578	\$ 380
CONSUMABLE GOODS	\$ 30,995	\$ 2,961
LIVESTOCK	\$ 1,000	\$ 500
MISCELLANEOUS	\$ 940,040	\$ 142,219
GRAND TOTAL	\$ 3,557,656	\$ 1,744,250

LAW ENFORCEMENT OFFICERS KILLED OR ASSAULTED

Type of activity	Total assaults by weapon	Type of Weapon				Type of Assignment							Officer assaults cleared
		Firearm	Knife or other cutting instrument	Other dangerous weapon	Hands, fists, feet, etc.	Two-officer vehicle	One-officer vehicle		Detective or special assign.		Other		
							Alone	Asst	Alone	Ast	Alone	Asst	
A	B	C	D	E	F	G	H	I	J	K	L	M	
1. Responding to disturbance calls (family quarrels, person with firearm, etc.)	44	4	1	1	38	5	3	36					43
2. Burglaries in progress or pursuing burglary suspects	1				1				1				1
3. Robberies in progress or pursuing robbery suspects													
4. Attempting other arrests	8			2	6		1	7					8
5. Civil disorder (riot, mass disobedience, etc.)													
6. Handling, transporting, custody of prisoners	9				9		3	5			1		9
7. Investigating suspicious persons or circumstances	5	1			4		1	3			1		5
8. Ambush – no warning													
9. Mentally deranged													
10. Traffic pursuits and stops	11			5	6	1	1	8		1			11
11. All other	3				3	1	2						2
12. TOTAL (1-11)	81	5	1	8	67	7	11	59	1	1	2		79
13. Number with person injury	16			1	15								
14. Number without personal injury	65	5	1	7	52								

15. Time of assaults	12 AM	2 AM	4 AM	6 AM	8 AM	10 AM	NOON	2 PM	4 PM	6 PM	8 PM	10 PM	UNK
	12	13	8	1	6	3	3	3	18	5	3	6	

AGE, SEX AND RACE OF PERSONS ARRESTED
18 Years of age and over

CLASSIFICATIONS OF OFFENSES	UCR	SEX	AGE														TOT	RACE						
			18	19	20	21	22	23	24	25-29	30-34	35-39	40-44	45-49	50-54	55-59		60-64	65 OV	WHT	BLK	IND	ASN	PAC
MURDER/NONNEG MANSLAUGHTER	01A	M	1							1	1								3		1	1	1	
		F																						
MANSLAUGHTER BY NEGLIGENCE	01B	M																						
		F																						
RAPE	02	M				1			1		3	3					2		10	3			7	
		F																						
ROBBERY	03	M	1	1	1	3	2			3	4	4	1						20	19	2	8	1	
		F				1	1					5		3						10				
AGGRAVATED ASSAULT	04	M	4	3	3	1	3	4	6	32	27	21	9	7	7	12	4	6	149	81	21	89	9	1
		F	1	2	2	3	2		2	7	15	6	4	7	1				52					
BURGLARY	05	M	1	2	3	6	1	1	2	11	9	9	1	4	2	1			53	39	6	28		
		F	1			3	2	1		3	2	5	1	1			1		20					
LARCENY	06	M		1	5		2		4	19	17	15	15	4	4	7	1	3	97	93	12	51	6	
		F		2	3	1			2	13	11	11	13	4	3	1	1		65					
MOTOR VEHICLE THEFT	07	M	1		1		3	1	1	8	5	7	1	2					30	13	4	15	4	1
		F	1						1	1	2		1					1	7					
OTHER ASSAULTS	08	M	7	4	6	11	7	12	7	63	57	51	26	23	13	16	12	1	316	172	28	248	25	1
		F	3	2	6	2	4	7	9	36	23	22	17	10	5	7	2	3	158					
ARSON	09	M	1							1					1	1			4	2			3	
		F								1									1					
FORGERY	10	M				1				1	1	2	1		1				7	5	2			
		F																						
FRAUD	11	M									1		1				1		3	7	1	1		
		F						1		1	1	1	1		1				6					
EMBEZZLEMENT	12	M																		1				
		F										1							1					
STOLEN PROPERTY	13	M									1	2	1						4	1	1	1	2	
		F										1							1					
VANDALISM	14	M	4	3		4	3	2	2	19	9	9	10	3	1	4			73	53	6	43	8	
		F	1	1	4		2		2	8	4	5	2	1	5	1		1	37					
WEAPONS	15	M	1				1	1	1	7	1	3	2	1	1				19	15	1	5	2	
		F							1	1	1		1						4					
PROSTITUTION AND COMMERCIALIZED VICE	16	M																		1				
		F												1					1					
PROSTITUTION	16a	M																		1				
		F												1					1					

AGE, SEX AND RACE OF PERSONS ARRESTED
18 Years of age and over

CLASSIFICATIONS OF OFFENSES	UCR	SEX	AGE														TOT	RACE						
			18	19	20	21	22	23	24	25-29	30-34	35-39	40-44	45-49	50-54	55-59		60-64	65 OV	WHT	BLK	IND	ASN	PAC
ASSISTING OR PROMOTING PROSTITUTION	16b	M																						
		F																						
PURCHASING PROSTITUTION	16c	M																						
		F																						
SEX OFFENSES	17	M			1	1				1	3	1		3	2	3	1	1	17	10	2	10		
		F									3	1		1					5					
DRUG/SALE/MAN	180	M					1			1	1		1	2	1		2		9	9		1		
		F									1								1					
NARCOTICS	180a	M					1			1						1			3	3				
		F																						
MARIJUANA	180b	M															2		2	2				
		F																						
SYNTHETIC NARC	180c	M									1		1	1					3	3		1		
		F									1								1					
OTHER/NON-NARC	180d	M												1					1	1				
		F																						
DRUG/POSSESSION	185	M	1	3	2	1		1	1	13	15	6	6	2	4	1		1	57	47	13	23	5	
		F	2			1	2	1	1	6	7	7	1		2	1			31					
NARCOTICS	185e	M						1		2	5	3			1				12	14	3	8	1	
		F				1			1	4	4	3	1						14					
MARIJUANA	185f	M	1	2	1							1	1		1			1	8	9		1	2	
		F	2							1						1			4					
SYNTHETIC NARC	185g	M				1						2							3	4		2		
		F										2	1						3					
OTHER/NON-NARC	185h	M		1	1				1	11	8	2	5	2	2	1			34	20	10	12	2	
		F					2	1		1	1	3			2				10					
GAMBLING	19	M																						
		F																						
BOOKMAKING	19a	M																						
		F																						
NUMBERS	19b	M																						
		F																						
OTHER GAMBLING	19c	M																						
		F																						
FAMILY/CHILD	20	M								1	3	2							6	4		15	1	
		F		1	1	1	1	2	1	2	5								14					

AGE, SEX AND RACE OF PERSONS ARRESTED
18 Years of age and over

CLASSIFICATIONS OF OFFENSES	UCR	SEX	AGE															TOT	RACE					
			18	19	20	21	22	23	24	25-29	30-34	35-39	40-44	45-49	50-54	55-59	60-64		65 OV	WHT	BLK	IND	ASN	PAC
DRIVING INFLUENCE	21	M	1	1	1	9	7	9	8	40	33	18	22	15	15	9	7	9	204	191	15	58	11	
		F	1		1	2	1	4	2	10	12	8	9	7	4	3	2	5	71					
LIQUOR LAWS	22	M		1	3					4	3	1	2	1	7	6	1	3	32	12	2	29		
		F	2	1	1	1				1	1		2		1	1			11					
DRUNKENNESS	23	M	1													1			2	1		1		
		F																						
DISORDERLY CONDUCT	24	M	1		2	3	2	1		19	13	11	10	4	7	4	3		80	44	9	58		
		F	1		1	2				2	7	9	3	1	3	1		1	31					
VAGRANCY	25	M											1			2			3	1		2		
		F																						
ALL OTHER	26	M	12	19	17	25	21	15	20	167	173	152	101	81	83	101	50	58	1095	886	70	373	68	14
		F	5	6	4	12	4	13	14	58	71	52	32	17	11	10	4	3	316					
SUSPICION	27	M																						
		F																						
HUMAN TRAFFICKING/COMMERCIAL SEX ACTS	30	M																						
		F																						
HUMAN TRAFFICKING/INVOLUNTARY SERVITUDE	31	M																						
		F																						
TOTAL BY SEX		M	37	38	45	66	53	47	53	411	380	317	211	152	149	170	82	82	2293	1710	196	1070	143	17
		F	18	15	23	29	19	29	37	155	173	123	88	52	34	24	11	13	843					
GRAND TOTAL			55	53	68	95	72	76	90	566	553	440	299	204	183	194	93	95	3136	1710	196	1070	143	17

AGE, SEX AND RACE OF PERSONS ARRESTED
under 18 Years of age

CLASSIFICATIONS OF OFFENSES	UCR	SEX	AGE						TOT	RACE									
			Under 10	10-12	13-14	15	16	17		WHT	BLK	IND	ASN	PAC					
			MURDER/NONNEG MANSLAUGHTER	01A	M														
		F																	
MANSLAUGHTER BY NEGLIGENCE	01B	M																	
		F																	
RAPE	02	M				1	1		2	1			1						
		F																	
ROBBERY	03	M			1	1		1	3		1	1	1						
		F																	
AGGRAVATED ASSAULT	04	M		2				1	2	5	2			4	3				
		F	1		1	1	1		4										
BURGLARY	05	M		1	4	3	2	2	12				12						
		F																	
LARCENY	06	M		3	3	2	2	3	13	14	2		3						
		F		1	2		1	2	6										
MOTOR VEHICLE THEFT	07	M			1	2			3	1			5						
		F			1	1		1	3										
OTHER ASSAULTS	08	M		2	7	2	3	2	16	11	2		13						
		F			2	1	3	4	10										
ARSON	09	M			1		1		2				2						
		F																	
FORGERY	10	M																	
		F																	
FRAUD	11	M																	
		F																	
EMBEZZLEMENT	12	M					1		1	1									
		F																	
STOLEN PROPERTY	13	M																	
		F																	
VANDALISM	14	M				1	2	2	5	3	1		1	1					
		F				1			1										
WEAPONS	15	M				2			2	2									
		F																	
PROSTITUTION	16	M																	
		F																	
PROSTITUTION	16a	M																	
		F																	

AGE, SEX AND RACE OF PERSONS ARRESTED
under 18 Years of age

CLASSIFICATIONS OF OFFENSES	UCR	SEX	AGE						TOT	RACE				
			Under 10	10-12	13-14	15	16	17		WHT	BLK	IND	ASN	PAC
			ASSISTING OR PROMOTING PROSTITUTION	16b	M									
		F												
PURCHASING PROSTITUTION	16c	M												
		F												
SEX OFFENSES	17	M			1	2		3	1	1		2	1	
		F		1				1						
DRUG/SALE/MAN	180	M												
		F												
NARCOTICS	180a	M												
		F												
MARIJUANA	180b	M												
		F												
SYNTHETIC NARC	180c	M												
		F												
OTHER/NON-NARC	180d	M												
		F												
DRUG/POSSESSION	185	M			1	1		2	4	4				
		F												
NARCOTICS	185e	M												
		F												
MARIJUANA	185f	M			1	1		2	4	4				
		F												
SYNTHETIC NARC	185g	M												
		F												
OTHER/NON-NARC	185h	M												
		F												
GAMBLING	19	M												
		F												
BOOKMAKING	19a	M												
		F												
NUMBERS	19b	M												
		F												
OTHER GAMBLING	19c	M												
		F												
FAMILY/CHILD	20	M										1		
		F				1		1						

AGE, SEX AND RACE OF PERSONS ARRESTED
under 18 Years of age

CLASSIFICATIONS OF OFFENSES	UCR	SEX	AGE						TOT	RACE									
			Under 10	10-12	13-14	15	16	17		WHT	BLK	IND	ASN	PAC					
			DRIVING INFLUENCE	21	M														
		F																	
LIQUOR LAWS	22	M																	2
		F						2	2										
DRUNKENNESS	23	M																	
		F																	
DISORDERLY CONDUCT	24	M																	
		F																	
VAGRANCY	25	M																	
		F																	
ALL OTHER	26	M			3	5	1	5	14	11	1	3	1						
		F					2		2										
SUSPICION	27	M																	
		F																	
CURFEW	28	M																	
		F																	
RUN-AWAYS	29	M																	
		F																	
HUMAN TRAFFICKING/COMMERCIAL SEX ACTS	30	M																	
		F																	
HUMAN TRAFFICKING/INVOLUNTARY SERVITUDE	31	M																	
		F																	
TOTAL BY SEX		M		8	22	22	14	19	85	51	7	48	9						
		F	1	2	6	5	7	9	30										
GRAND TOTAL			1	10	28	27	21	28	115	51	7	48	9						

MONTHLY RETURN OF ARSON OFFENSES KNOWN TO LAW ENFORCEMENT

1 PROPERTY CLASSIFICATION	2 Offenses Reported or Known to Police (Include Unfounded and attempts)	3 Unfounded, i.e. False or Baseless Complaints	4 Number of Actual Offenses (Column 2 Minus Column 3) (Include Attempts)	5 Total Offenses Cleared by Arrest or Exceptional Means (Include Column 6)	6 Number of Clearances Involving Only Persons Under 18 Years of Age	7 Offenses Where Structures Uninhabited, Abandoned, or not Normally in Use	8 Estimated Value of Property Damage
STRUCTURAL							
A. Single Occupancy Residential: Houses, Townhouses, Duplexes, etc.	8		8	3	1	4	\$21,000
B. Other Residential: Apartments, Tenements, Flats, Hotels, Motels, Inns, Dormitories, Boarding Houses, etc.	3		3				\$630
C. Storage: Barns, Garages, Warehouses, etc.	1		1				\$500
D. Industrial/Manufacturing:							
E. Other Commercial: Stores, Restaurants, Offices, etc.	2		2	1		1	\$1,225
F. Community/Public: Churches, Jails, Schools, Colleges, Hospitals, etc.	1		1				\$500
G. All Other Structure: Out Buildings, Monuments, Buildings Under Constructions, etc.							
TOTAL STRUCTURAL	15		15	4	1	5	\$23,855
MOBILE							
H. Motor Vehicles: Automobiles, Trucks, Buses, Motorcycles, etc. UCR Definition	7	1	6	1			\$25,250
I. Other Mobile Property: Trailers, Recreational Vehicles, Airplanes, Boats, etc.	3		3				\$1,520
TOTAL MOBILE	10	1	9	1			\$26,770
OTHER							
J. TOTAL OTHER Crops, Timber, Fences, Signs, etc.	11		11	2	1		\$158,802
TOTAL OTHER	11		11	2	1		\$158,802
GRAND TOTAL	36	1	35	7	2	5	\$209,427

HUMAN TRAFFICKING OFFENSES

(1) Human Trafficking Classification	(2) Offenses Reported	(3) Unfounded Offenses	(4) Actual Offenses	(5) Offenses Cleared	(6) Juveniles Only
Commercial Sex Acts	1		1		
Involuntary Servitude					
GRAND TOTAL	1		1		

RETURN A - MONTHLY RETURN OF OFFENSES KNOWN TO POLICE

(1) Classification of Offense	(2) Offenses Reported	(3) Unfounded Offenses	(4) Actual Offenses	(5) Offenses Cleared	(6) Juveniles Only
CRIMINAL HOMICIDE					
MURDER/NONNEG MANSLAUGHTER	7		7	5	1
MANSLAUGHTER BY NEGLIGENCE					
TOTAL	7		7	5	1
RAPE					
RAPE	109	8	101	28	3
ATTEMPTS TO COMMIT RAPE	7		7		
TOTAL	116	8	108	28	3
ROBBERY					
FIREARM	11		11	3	
KNIFE/CUTTING INSTRUMENT	12		12	6	
OTHER DANGEROUS WEAPON	11		11	4	
STRONG-ARM (HANDS, FISTS)	41	1	40	15	1
TOTAL	75	1	74	28	1
ASSAULT					
FIREARM	87		87	43	3
KNIFE OR CUTTING INSTRUMENT	64	2	62	41	1
OTHER DANGEROUS WEAPON	174	1	173	115	3
HANDS, FIST, FEET, AGGRAVATED	106	2	104	64	6
OTHER ASSAULTS - SIMPLE	1035	43	992	644	52
TOTAL	1466	48	1418	907	65
BURGLARY					
FORCIBLE ENTRY	181		181	13	1
UNLAWFUL ENTRY - NO FORCE	127	2	125	43	13
ATTEMPTED FORCIBLE ENTRY	20		20	2	
TOTAL	328	2	326	58	14
LARCENY-THEFT					
THEFT (EX MOTOR VEHICLE)	1491	18	1473	215	13
TOTAL	1491	18	1473	215	13
MOTOR VEHICLE THEFT					
AUTOS	133	11	122	16	
TRUCKS AND BUSES	56	5	51	8	
OTHER VEHICLES	57	3	54	3	1
TOTAL	246	19	227	27	1
GRAND TOTAL	3729	96	3633	1268	98

PROPERTY STOLEN BY CLASSIFICATION

CLASSIFICATION OF OFFENSES	NUMBER ACTUAL OFFENSES	VALUE OF PROPERTY STOLEN
MURDER/NONNEG MANSLAUGHTER	7	
RAPE	108	
ROBBERY		
HIGHWAY (STREET, ALLEYS, ETC.)	37	\$ 13,859
COMMERCIAL HOUSE	10	\$ 5,264
GAS OR SERVICE STATION	3	\$ 650
CONVENIENCE STORE	3	\$ 25
RESIDENCE	8	\$ 1,804
BANK	1	
MISCELLANEOUS	12	\$ 1,376
TOTAL ROBBERY	74	\$ 22,978
BURGLARY		
RESIDENCE (DWELLING)		
NIGHT (6PM-6AM)	41	\$ 42,301
DAY (6AM-6PM)	48	\$ 86,455
UNKNOWN	110	\$ 252,502
NON-RESIDENCE (STORE ETC.)		
NIGHT (6PM-6AM)	54	\$ 148,144
DAY (6AM-6PM)	26	\$ 28,274
UNKNOWN	47	\$ 73,619
TOTAL BURGLARY	326	\$ 631,295
LARCENY-THEFT		
\$200 AND OVER	666	\$ 1,511,212
\$50 TO \$200	306	\$ 31,718
UNDER \$50	501	\$ 9,384
TOTAL	1473	\$ 1,552,314
6X. NATURE OF LARCENIES UNDER ITEM 6		
POCKET-PICKING	6	\$ 2,779
PURSE-SNATCHING	1	
SHOPLIFTING	461	\$ 67,729
FROM MOTOR VEHICLE	322	\$ 247,671
MOTOR VEHICLE PARTS & ACCESSORIES	70	\$ 23,141
BICYCLES	136	\$ 83,746
FROM BUILDING(EX C&H)	193	\$ 788,767
FROM COIN-OP MACHINES	38	\$ 26,466
ALL OTHER	246	\$ 312,015
TOTAL LARCENY	1473	\$ 1,552,314
MOTOR VEHICLE THEFT	227	\$ 1,192,451
STOLEN & RECOVERED LOCALLY	170	
STOLEN LOCALLY & RECOVERED OTHER	7	
TOTAL STOLEN OTHER & RECOVERED LOCAL	177	
STOLEN IN OTHER JURIS & RECOVERED LOCALLY	12	
TOTAL MOTOR VEHICLE THEFT	227	\$ 1,192,451
GRAND TOTAL	2215	\$ 3,399,038

PROPERTY BY TYPE AND VALUE

Type of Property (1)	Monetary Value of Property Stolen in Your Jurisdiction	
	STOLEN (2)	RECOVERED (3)
CURRENCY, NOTES, ETC.	\$ 588,787	\$ 10,416
JEWELRY & PRECIOUS METALS	\$ 337,124	\$ 29,912
CLOTHING AND FURS	\$ 92,166	\$ 29,009
LOCALLY STOLEN MOTOR VEHICLE	\$ 1,188,356	\$ 1,071,990
OFFICE EQUIPMENT	\$ 131,574	\$ 6,071
TV, RADIOS, CAMERAS, ETC.	\$ 72,633	\$ 3,714
FIREARMS	\$ 44,193	\$ 5,350
HOUSEHOLD GOODS	\$ 32,177	\$ 3,794
CONSUMABLE GOODS	\$ 37,145	\$ 4,928
LIVESTOCK	\$ 1,910	\$ 150
MISCELLANEOUS	\$ 877,948	\$ 98,938
GRAND TOTAL	\$ 3,404,013	\$ 1,264,272

LAW ENFORCEMENT OFFICERS KILLED OR ASSAULTED

Type of activity	Total assaults by weapon	Type of Weapon				Type of Assignment						Officer assaults cleared	
		Firearm	Knife or other cutting instrument	Other dangerous weapon	Hands, fists, feet, etc.	Two-officer vehicle	One-officer vehicle		Detective or special assign.		Other		
							Alone	Asst	Alone	Ast	Alone		Asst
A	B	C	D	E	F	G	H	I	J	K	L	M	
1. Responding to disturbance calls (family quarrels, person with firearm, etc.)	35	4	1	1	29		8	27					34
2. Burglaries in progress or pursuing burglary suspects													
3. Robberies in progress or pursuing robbery suspects													
4. Attempting other arrests	14	3		1	10		2	11		1			12
5. Civil disorder (riot, mass disobedience, etc.)													
6. Handling, transporting, custody of prisoners	8				8		2	6					8
7. Investigating suspicious persons or circumstances	2				2		1	1					2
8. Ambush – no warning	2	2						2					2
9. Mentally deranged	4				4		1	3					4
10. Traffic pursuits and stops	10			7	3		2	8					10
11. All other	8		1	1	6		2	5			1		8
12. TOTAL (1-11)	83	9	2	10	62		18	63		1	1		80
13. Number with person injury	15			1	14								
14. Number without personal injury	68	9	2	9	48								

15. Time of assaults	12 AM	2 AM	4 AM	6 AM	8 AM	10 AM	NOON	2 PM	4 PM	6 PM	8 PM	10 PM	UNK
	11	12	3	1	12		4	11	10	2	10	7	

AGE, SEX AND RACE OF PERSONS ARRESTED
18 Years of age and over

CLASSIFICATIONS OF OFFENSES	UCR	SEX	AGE													TOT	RACE							
			18	19	20	21	22	23	24	25-29	30-34	35-39	40-44	45-49	50-54		55-59	60-64	65 OV	WHT	BLK	IND	ASN	PAC
MURDER/NONNEG MANSLAUGHTER	01A	M	2						1	2							1		6	5		3		
		F	1										1						2					
MANSLAUGHTER BY NEGLIGENCE	01B	M																						
		F																						
RAPE	02	M						1	2	1			4					8	1	2	4	1		
		F																						
ROBBERY	03	M	1		1	1		1		2	5	4	2	2	1			20	9	5	8	5	2	
		F	2	1		1	2	1		1	1							9						
AGGRAVATED ASSAULT	04	M	3	1	5	2	7	7	7	22	21	19	12	7	7	4	2	2	128	70	19	79	7	
		F		1			1	1	2	7	12	7	9	3	1	2		1	47					
BURGLARY	05	M	1	2	1		1			5	11	5	3	2	1			33	27		15	1		
		F							3	1	3	2		1				10						
LARCENY	06	M	1	5	1	1	4	3	3	10	23	22	14	5	2	1	2	1	98	113	4	56	1	
		F	2	1	2	2	1	2	1	16	20	12	6	2	6	1		2	76					
MOTOR VEHICLE THEFT	07	M	1		1	3				2	5	3	2		2			19	17	2	7	3		
		F		1				1		2	3	2		1				10						
OTHER ASSAULTS	08	M	3	3	4	9	10	11	12	49	48	44	35	21	21	19	16	6	311	188	35	252	14	1
		F	3	4	4	6	8	7	5	38	28	29	16	11	11	2	2	5	179					
ARSON	09	M									1					1		2	1		3			
		F											1	1				2						
FORGERY	10	M					1			1			1					3	1	2	3			
		F							1	1	1							3						
FRAUD	11	M								2	2					1		6	8					
		F							1			1						2						
EMBEZZLEMENT	12	M			1					1		1						3	4		1			
		F				1									1			2						
STOLEN PROPERTY	13	M								2		2	2					6	8		1	1		
		F					1	1		1		1						4						
VANDALISM	14	M	4		1		5	1	2	13	8	6	3	6	1	1	1	52	43	10	36	3		
		F		1	1	1	1			10	7	11	1	1	4	2		40						
WEAPONS	15	M		2				1	1	6	2	6	1	1		1		21	17	4	3	2		
		F			1		1		1	1				1				5						
PROSTITUTION AND COMMERCIALIZED VICE	16	M																						
		F																						
PROSTITUTION	16a	M																						
		F																						

AGE, SEX AND RACE OF PERSONS ARRESTED
18 Years of age and over

CLASSIFICATIONS OF OFFENSES	UCR	SEX	AGE														TOT	RACE						
			18	19	20	21	22	23	24	25-29	30-34	35-39	40-44	45-49	50-54	55-59		60-64	65 OV	WHT	BLK	IND	ASN	PAC
ASSISTING OR PROMOTING PROSTITUTION	16b	M																						
		F																						
PURCHASING PROSTITUTION	16c	M																						
		F																						
SEX OFFENSES	17	M						1	1	2	2	1	1	1	2		1			12	7		9	
		F								1	2	1								4				
DRUG/SALE/MAN	180	M					1	1	1	2	4		2							11	12	3	2	
		F			1						3	1			1					6				
NARCOTICS	180a	M					1		1				2							4	4	3		
		F									2				1					3				
MARIJUANA	180b	M						1		1										2	2			
		F																						
SYNTHETIC NARC	180c	M									3									3	4			
		F											1							1				
OTHER/NON-NARC	180d	M								1	1									2	2		2	
		F				1						1								2				
DRUG/POSSESSION	185	M	1	1	3	1	1	2	2	6	13	7	7	2	2				3	51	60	5	17	
		F		1		1			2	5	8	8	1	3	1	1			1	32				
NARCOTICS	185e	M			1	1	1	1		3	6	3	1	1	2				20	25	5	6		
		F		1		1			1	1	5	3		2	1	1			16					
MARIJUANA	185f	M	1	1	2					1	1	2	1						10	6		4		
		F																						
SYNTHETIC NARC	185g	M						1	1	2		1							5	6		1		
		F								1		1							2					
OTHER/NON-NARC	185h	M							1		6	1	5	1					16	23		7		
		F							1	3	3	4	1	1					14					
GAMBLING	19	M																						
		F																						
BOOKMAKING	19a	M																						
		F																						
NUMBERS	19b	M																						
		F																						
OTHER GAMBLING	19c	M																						
		F																						
FAMILY/CHILD	20	M								2		1						1	4	7	1	11		
		F							1		4	4	3	2				1	15					

AGE, SEX AND RACE OF PERSONS ARRESTED
18 Years of age and over

CLASSIFICATIONS OF OFFENSES	UCR	SEX	AGE																	TOT	RACE				
			18	19	20	21	22	23	24	25-29	30-34	35-39	40-44	45-49	50-54	55-59	60-64	65 OV	WHT		BLK	IND	ASN	PAC	
DRIVING INFLUENCE	21	M	2	1	2	11	7	10	9	37	37	22	22	22	6	23	7	5	223	205	23	76	13		
		F	1	2	3		1	5	2	18	15	13	13	5	4	7	2	3	94						
LIQUOR LAWS	22	M	2	1	1	1	1		3	2			3				2	16	10	2	9	1			
		F		1	2					2				1					6						
DRUNKENNESS	23	M											1		1			2	2						
		F																							
DISORDERLY CONDUCT	24	M	1		2	1	2	2	1	11	6	10	7	7	3	2	2	2	59	26	6	58	1		
		F			1	1		2	1	10	3	7	4	1	2				32						
VAGRANCY	25	M																							
		F																							
ALL OTHER	26	M	10	13	13	18	16	11	26	133	123	108	80	71	55	66	35	37	815	618	76	340	57	3	
		F	6	3	4	12	1	9	9	65	50	35	28	14	25	11	5	2	279						
SUSPICION	27	M																							
		F																							
HUMAN TRAFFICKING/COMMERCIAL SEX ACTS	30	M																							
		F																							
HUMAN TRAFFICKING/INVOLUNTARY SERVITUDE	31	M																							
		F																							
TOTAL BY SEX		M	32	29	36	48	56	51	70	314	312	261	198	151	104	119	70	58	1909	1459	199	993	111	6	
		F	15	16	19	25	17	30	28	183	160	133	81	46	56	27	9	14	859						
GRAND TOTAL			47	45	55	73	73	81	98	497	472	394	279	197	160	146	79	72	2768	1459	199	993	111	6	

AGE, SEX AND RACE OF PERSONS ARRESTED
under 18 Years of age

CLASSIFICATIONS OF OFFENSES	UCR	SEX	AGE						TOT	RACE				
			Under 10	10-12	13-14	15	16	17		WHT	BLK	IND	ASN	PAC
MURDER/NONNEG MANSLAUGHTER	01A	M			1				1			1		
		F												
MANSLAUGHTER BY NEGLIGENCE	01B	M												
		F												
RAPE	02	M					1	1	2	1		1		
		F												
ROBBERY	03	M				1			1		1		1	
		F				1			1					
AGGRAVATED ASSAULT	04	M			2	1	2	2	7		4	7		
		F			1	1		2	4					
BURGLARY	05	M	1		3	4	3	2	13	9		5	1	
		F	1				1		2					
LARCENY	06	M			6	1	1	1	9	5	2	4	1	
		F		1	1	1			3					
MOTOR VEHICLE THEFT	07	M		1					1			1		
		F												
OTHER ASSAULTS	08	M	1	4	6		6	10	27	24	5	9	2	
		F		1	3	1	4	4	13					
ARSON	09	M					1		1	1				
		F												
FORGERY	10	M												
		F												
FRAUD	11	M												
		F												
EMBEZZLEMENT	12	M												
		F												
STOLEN PROPERTY	13	M												
		F												
VANDALISM	14	M		5		2	3	2	12	7	2	3		
		F												
WEAPONS	15	M	1		1		1		3	1		2		
		F												
PROSTITUTION	16	M												
		F												
PROSTITUTION	16a	M												
		F												

AGE, SEX AND RACE OF PERSONS ARRESTED
under 18 Years of age

CLASSIFICATIONS OF OFFENSES	UCR	SEX	AGE						TOT	RACE									
			Under 10	10-12	13-14	15	16	17		WHT	BLK	IND	ASN	PAC					
			ASSISTING OR PROMOTING PROSTITUTION	16b	M														
		F																	
PURCHASING PROSTITUTION	16c	M																	
		F																	
SEX OFFENSES	17	M		2	1				3	3									
		F																	
DRUG/SALE/MAN	180	M																	
		F																	
NARCOTICS	180a	M																	
		F																	
MARIJUANA	180b	M																	
		F																	
SYNTHETIC NARC	180c	M																	
		F																	
OTHER/NON-NARC	180d	M																	
		F																	
DRUG/POSSESSION	185	M			1	4			5	4	1	2							
		F				1		1	2										
NARCOTICS	185e	M				1			1	1									
		F																	
MARIJUANA	185f	M			1	3			4	3	1	2							
		F				1		1	2										
SYNTHETIC NARC	185g	M																	
		F																	
OTHER/NON-NARC	185h	M																	
		F																	
GAMBLING	19	M																	
		F																	
BOOKMAKING	19a	M																	
		F																	
NUMBERS	19b	M																	
		F																	
OTHER GAMBLING	19c	M																	
		F																	
FAMILY/CHILD	20	M																	
		F																	

AGE, SEX AND RACE OF PERSONS ARRESTED
under 18 Years of age

CLASSIFICATIONS OF OFFENSES	UCR	SEX	AGE							TOT	RACE				
			Under 10	10-12	13-14	15	16	17	WHT		BLK	IND	ASN	PAC	
			DRIVING INFLUENCE	21	M						3	3	6	3	
		F													
LIQUOR LAWS	22	M						2	2	2					
		F													
DRUNKENNESS	23	M													
		F													
DISORDERLY CONDUCT	24	M													
		F													
VAGRANCY	25	M													
		F													
ALL OTHER	26	M			4	4	1	5	14	12		4	1		
		F					1	2	3						
SUSPICION	27	M													
		F													
CURFEW	28	M													
		F													
RUN-AWAYS	29	M													
		F													
HUMAN TRAFFICKING/COMMERCIAL SEX ACTS	30	M													
		F													
HUMAN TRAFFICKING/INVOLUNTARY SERVITUDE	31	M													
		F													
TOTAL BY SEX		M	3	12	25	17	22	28	107	72	15	42	6		
		F	1	2	5	5	6	9	28						
GRAND TOTAL			4	14	30	22	28	37	135	72	15	42	6		

MONTHLY RETURN OF ARSON OFFENSES KNOWN TO LAW ENFORCEMENT

1 PROPERTY CLASSIFICATION	2 Offenses Reported or Known to Police (Include Unfounded and attempts)	3 Unfounded, i.e. False or Baseless Complaints	4 Number of Actual Offenses (Column 2 Minus Column 3) (Include Attempts)	5 Total Offenses Cleared by Arrest or Exceptional Means (Include Column 6)	6 Number of Clearances Involving Only Persons Under 18 Years of Age	7 Offenses Where Structures Uninhabited, Abandoned, or not Normally in Use	8 Estimated Value of Property Damage
STRUCTURAL							
A. Single Occupancy Residential: Houses, Townhouses, Duplexes, etc.	1		1	2		1	\$30,000
B. Other Residential: Apartments, Tenements, Flats, Hotels, Motels, Inns, Dormitories, Boarding Houses, etc.	2		2	1			\$2,001
C. Storage: Barns, Garages, Warehouses, etc.	1		1			1	\$300
D. Industrial/Manufacturing:							
E. Other Commercial: Stores, Restaurants, Offices, etc.	1		1				\$15,000
F. Community/Public: Churches, Jails, Schools, Colleges, Hospitals, etc.							
G. All Other Structure: Out Buildings, Monuments, Buildings Under Constructions, etc.							
TOTAL STRUCTURAL	5		5	3		2	\$47,301
MOBILE							
H. Motor Vehicles: Automobiles, Trucks, Buses, Motorcycles, etc. UCR Definition	2		2				\$74,000
I. Other Mobile Property: Trailers, Recreational Vehicles, Airplanes, Boats, etc.	1		1	1			\$5,000
TOTAL MOBILE	3		3	1			\$79,000
OTHER							
J. TOTAL OTHER Crops, Timber, Fences, Signs, etc.	4		4				\$7,003
TOTAL OTHER	4		4				\$7,003
GRAND TOTAL	12		12	4		2	\$133,304

RETURN A - MONTHLY RETURN OF OFFENSES KNOWN TO POLICE

(1) Classification of Offense	(2) Offenses Reported	(3) Unfounded Offenses	(4) Actual Offenses	(5) Offenses Cleared	(6) Juveniles Only
CRIMINAL HOMICIDE					
MURDER/NONNEG MANSLAUGHTER	5		5	3	
MANSLAUGHTER BY NEGLIGENCE					
TOTAL	5		5	3	
RAPE					
RAPE	101	5	96	21	7
ATTEMPTS TO COMMIT RAPE	11		11	3	
TOTAL	112	5	107	24	7
ROBBERY					
FIREARM	16		16	2	
KNIFE/CUTTING INSTRUMENT	7		7	4	
OTHER DANGEROUS WEAPON	13		13	3	
STRONG-ARM (HANDS, FISTS)	46		46	13	
TOTAL	82		82	22	
ASSAULT					
FIREARM	54	3	51	29	1
KNIFE OR CUTTING INSTRUMENT	73	3	70	51	3
OTHER DANGEROUS WEAPON	135		135	79	1
HANDS, FIST, FEET, AGGRAVATED	103	4	99	77	2
OTHER ASSAULTS - SIMPLE	860	19	841	562	38
TOTAL	1225	29	1196	798	45
BURGLARY					
FORCIBLE ENTRY	209	1	208	21	3
UNLAWFUL ENTRY - NO FORCE	129	2	127	30	2
ATTEMPTED FORCIBLE ENTRY	15		15		
TOTAL	353	3	350	51	5
LARCENY-THEFT					
THEFT (EX MOTOR VEHICLE)	1358	12	1346	218	16
TOTAL	1358	12	1346	218	16
MOTOR VEHICLE THEFT					
AUTOS	100	8	92	16	
TRUCKS AND BUSES	62	1	61	12	1
OTHER VEHICLES	50		50	8	4
TOTAL	212	9	203	36	5
GRAND TOTAL	3347	58	3289	1152	78

PROPERTY STOLEN BY CLASSIFICATION

CLASSIFICATION OF OFFENSES	NUMBER ACTUAL OFFENSES	VALUE OF PROPERTY STOLEN
MURDER/NONNEG MANSLAUGHTER	5	
RAPE	107	
ROBBERY		
HIGHWAY (STREET, ALLEYS, ETC.)	32	\$ 29,551
COMMERCIAL HOUSE	19	\$ 1,587
GAS OR SERVICE STATION	3	\$ 11
CONVENIENCE STORE	1	\$ 17
RESIDENCE	10	\$ 2,591
BANK	1	
MISCELLANEOUS	16	\$ 7,274
TOTAL ROBBERY	82	\$ 41,031
BURGLARY		
RESIDENCE (DWELLING)		
NIGHT (6PM-6AM)	39	\$ 129,664
DAY (6AM-6PM)	63	\$ 139,140
UNKNOWN	111	\$ 336,208
NON-RESIDENCE (STORE ETC.)		
NIGHT (6PM-6AM)	53	\$ 107,754
DAY (6AM-6PM)	40	\$ 12,100
UNKNOWN	44	\$ 84,322
TOTAL BURGLARY	350	\$ 809,188
LARCENY-THEFT		
\$200 AND OVER	535	\$ 1,265,658
\$50 TO \$200	307	\$ 32,294
UNDER \$50	504	\$ 7,792
TOTAL	1346	\$ 1,305,744
6X. NATURE OF LARCENIES UNDER ITEM 6		
POCKET-PICKING	5	\$ 1,209
PURSE-SNATCHING	1	
SHOPLIFTING	433	\$ 60,408
FROM MOTOR VEHICLE	332	\$ 390,604
MOTOR VEHICLE PARTS & ACCESSORIES	57	\$ 18,575
BICYCLES	92	\$ 59,296
FROM BUILDING(EX C&H)	199	\$ 279,453
FROM COIN-OP MACHINES		
ALL OTHER	227	\$ 496,199
TOTAL LARCENY	1346	\$ 1,305,744
MOTOR VEHICLE THEFT	203	\$ 1,277,253
STOLEN & RECOVERED LOCALLY	52	
STOLEN LOCALLY & RECOVERED OTHER	126	
TOTAL STOLEN OTHER & RECOVERED LOCAL	178	
STOLEN IN OTHER JURIS & RECOVERED LOCALLY	6	
TOTAL MOTOR VEHICLE THEFT	203	\$ 1,277,253
GRAND TOTAL	2093	\$ 3,433,216

PROPERTY BY TYPE AND VALUE

Type of Property (1)	Monetary Value of Property Stolen in Your Jurisdiction	
	STOLEN (2)	RECOVERED (3)
CURRENCY, NOTES, ETC.	\$ 127,823	\$ 1,382
JEWELRY & PRECIOUS METALS	\$ 387,404	\$ 104,052
CLOTHING AND FURS	\$ 114,471	\$ 8,012
LOCALLY STOLEN MOTOR VEHICLE	\$ 1,338,047	\$ 951,477
OFFICE EQUIPMENT	\$ 153,522	\$ 9,349
TV, RADIOS, CAMERAS, ETC.	\$ 70,755	\$ 7,494
FIREARMS	\$ 73,096	\$ 13,018
HOUSEHOLD GOODS	\$ 101,138	\$ 301
CONSUMABLE GOODS	\$ 43,633	\$ 3,706
LIVESTOCK		
MISCELLANEOUS	\$ 1,047,815	\$ 320,780
GRAND TOTAL	\$ 3,457,704	\$ 1,419,571

LAW ENFORCEMENT OFFICERS KILLED OR ASSAULTED

Type of activity	Total assaults by weapon	Type of Weapon				Type of Assignment						Officer assaults cleared	
		Firearm	Knife or other cutting instrument	Other dangerous weapon	Hands, fists, feet, etc.	Two-officer vehicle	One-officer vehicle		Detective or special assign.		Other		
							Alone	Asst	Alone	Ast	Alone		Asst
A	B	C	D	E	F	G	H	I	J	K	L	M	
1. Responding to disturbance calls (family quarrels, person with firearm, etc.)	46				46		7	39					40
2. Burglaries in progress or pursuing burglary suspects	2				2			2					2
3. Robberies in progress or pursuing robbery suspects													
4. Attempting other arrests	15			3	12	4	1	10					15
5. Civil disorder (riot, mass disobedience, etc.)	2				2		1					1	2
6. Handling, transporting, custody of prisoners	5				5		1	4					5
7. Investigating suspicious persons or circumstances	6			3	3	1	2	2				1	5
8. Ambush – no warning													
9. Mentally deranged	2				2			2					2
10. Traffic pursuits and stops	4			1	3			4					4
11. All other	1				1			1					
12. TOTAL (1-11)	83			7	76	5	12	64				2	75
13. Number with person injury	10			1	9								
14. Number without personal injury	73			6	67								

15. Time of assaults	12 AM	2 AM	4 AM	6 AM	8 AM	10 AM	NOON	2 PM	4 PM	6 PM	8 PM	10 PM	UNK
	17	3	8	5	7	1	2	5	21	3	4	7	

AGE, SEX AND RACE OF PERSONS ARRESTED
18 Years of age and over

CLASSIFICATIONS OF OFFENSES	UCR	SEX	AGE													TOT	RACE									
			18	19	20	21	22	23	24	25-29	30-34	35-39	40-44	45-49	50-54		55-59	60-64	65 OV	WHT	BLK	IND	ASN	PAC		
MURDER/NONNEG MANSLAUGHTER	01A	M									1		1		1					3	1			2		
		F																								
MANSLAUGHTER BY NEGLIGENCE	01B	M																								
		F																								
RAPE	02	M		1		1	1			1	1	1			1	4	1			12	5			7		
		F																								
ROBBERY	03	M						1	2	5	3	4		1						16	14	4		6	1	
		F			1				1	2	4	1									9					
AGGRAVATED ASSAULT	04	M	1	4	3	6	3	5	6	29	20	16	20	12	13	4	4	4		150	62	20		89	14	
		F		4		1	1	2	1	5	9	4	4	2	2						35					
BURGLARY	05	M				1	1		5	5	6	4	2	3	1	1				29	17	3		10	3	1
		F			1				1	2						1					5					
LARCENY	06	M	1		2			3	2	18	30	22	17	10	5	6	1			117	106	11		54	12	
		F		2	1		2	3	3	15	20	9	2	4	3	2					66					
MOTOR VEHICLE THEFT	07	M		1		3	1		1	6	3	4	2	4	2					27	17	1		20	1	2
		F			1			2		5	1	2	2		1						14					
OTHER ASSAULTS	08	M	6	2	9	10	4	15	7	57	44	36	23	18	17	18	8	8		282	170	31		201	11	1
		F	1	8	3	3	4	10	7	23	16	21	9	9	9	4	2	3			132					
ARSON	09	M								1					1					2	1			1	1	
		F										1									1					
FORGERY	10	M						1			1		1	1						4	4					
		F																								
FRAUD	11	M		1						3	1	1	1				1			8	8	1		3		
		F							1	1	1		1								4					
EMBEZZLEMENT	12	M		1						1										2	2			1	2	
		F										1				2					3					
STOLEN PROPERTY	13	M								1	1	3		2	1					8	5	1		1	2	
		F								1											1					
VANDALISM	14	M	1	2	1	6			6	13	7	14	5	4	2	2	1			64	45	12		47	5	
		F	1		1	1	1	3	2	11	11	8	1	2	1	1	1				45					
WEAPONS	15	M				1				4	2	3	2	2	1	1	1	1		18	11	4		2	1	
		F																								
PROSTITUTION AND COMMERCIALIZED VICE	16	M																								
		F																								
PROSTITUTION	16a	M																								
		F																								

AGE, SEX AND RACE OF PERSONS ARRESTED
18 Years of age and over

CLASSIFICATIONS OF OFFENSES	UCR	SEX	AGE														TOT	RACE						
			18	19	20	21	22	23	24	25-29	30-34	35-39	40-44	45-49	50-54	55-59		60-64	65 OV	WHT	BLK	IND	ASN	PAC
ASSISTING OR PROMOTING PROSTITUTION	16b	M																						
		F																						
PURCHASING PROSTITUTION	16c	M																						
		F																						
SEX OFFENSES	17	M			1					1	5	3	4	2	2	3	5	1	27	11	2	15		
		F										1							1					
DRUG/SALE/MAN	180	M	2			1	1			2	4	1		1		1		13	9	2	2	1		
		F											1						1					
NARCOTICS	180a	M									1							1	2					
		F											1						1					
MARIJUANA	180b	M																						
		F																						
SYNTHETIC NARC	180c	M	2							1	3						1	7	5	1		1		
		F																						
OTHER/NON-NARC	180d	M				1	1			1		1		1				5	2	1	2			
		F																						
DRUG/POSSESSION	185	M	4				4	2	1	12	11	6	5	1	2	4	2	54	54	6	10	3		
		F	1			1				8	3	5	1					19						
NARCOTICS	185e	M					1	1		2	6	1	2			1	2	16	18	2	2	1		
		F								3	2	2						7						
MARIJUANA	185f	M	4									1						5	5		1			
		F	1															1						
SYNTHETIC NARC	185g	M								2	1					1		4	5					
		F								1								1						
OTHER/NON-NARC	185h	M					3	1	1	8	4	4	3	1	1	3		29	26	4	7	2		
		F				1				4	1	3	1					10						
GAMBLING	19	M																						
		F																						
BOOKMAKING	19a	M																						
		F																						
NUMBERS	19b	M																						
		F																						
OTHER GAMBLING	19c	M																						
		F																						
FAMILY/CHILD	20	M				1				1							1	3	3		7			
		F								3		2				1	1	7						

AGE, SEX AND RACE OF PERSONS ARRESTED
18 Years of age and over

CLASSIFICATIONS OF OFFENSES	UCR	SEX	AGE																	TOT	RACE				
			18	19	20	21	22	23	24	25-29	30-34	35-39	40-44	45-49	50-54	55-59	60-64	65 OV	WHT		BLK	IND	ASN	PAC	
DRIVING INFLUENCE	21	M	3	4	5	7	5	8	11	33	21	18	16	8	15	16	8	9	187	157	17	84	14		
		F	2		1	4	7	5	1	20	15	9	7	5	1	7	1		85						
LIQUOR LAWS	22	M	2	2	2			1		3	2			1	2	6	1	1	23	13		22			
		F	4	1	2									2		3			12						
DRUNKENNESS	23	M				1				2	2	1	1	1					8	3	1	4	2		
		F					1								1				2						
DISORDERLY CONDUCT	24	M						1	2	8	7	8	3	4	2	2	4		41	15	5	41			
		F		2				1	1	3	8	1	1	1			2		20						
VAGRANCY	25	M																							
		F																							
ALL OTHER	26	M	7	11	12	7	13	15	19	117	133	129	73	62	48	44	42	45	777	591	62	335	41	1	
		F	2	1	5	8	8	6	6	59	51	38	26	14	13	10	6		253						
SUSPICION	27	M																							
		F																							
HUMAN TRAFFICKING/COMMERCIAL SEX ACTS	30	M																							
		F																							
HUMAN TRAFFICKING/INVOLUNTARY SERVITUDE	31	M																							
		F																							
TOTAL BY SEX		M	27	29	35	45	33	52	62	324	304	275	175	138	115	112	80	69	1875	1324	183	964	114	5	
		F	11	18	16	18	24	32	24	158	141	102	54	39	35	28	12	3	715						
GRAND TOTAL			38	47	51	63	57	84	86	482	445	377	229	177	150	140	92	72	2590	1324	183	964	114	5	

AGE, SEX AND RACE OF PERSONS ARRESTED
under 18 Years of age

CLASSIFICATIONS OF OFFENSES	UCR	SEX	AGE						TOT	RACE									
			Under 10	10-12	13-14	15	16	17		WHT	BLK	IND	ASN	PAC					
			MURDER/NONNEG MANSLAUGHTER	01A	M														
		F																	
MANSLAUGHTER BY NEGLIGENCE	01B	M																	
		F																	
RAPE	02	M		3	1	1		1	6	2	1	4							
		F			1				1										
ROBBERY	03	M																	
		F																	
AGGRAVATED ASSAULT	04	M		1		1	2	2	6	3		4							
		F			1				1										
BURGLARY	05	M			6	1	3		10	2	1	6	2						
		F			1				1										
LARCENY	06	M		3	4	4	1		12	4	1	10	1						
		F			2		2		4										
MOTOR VEHICLE THEFT	07	M			1			1	2			4							
		F			1	1			2										
OTHER ASSAULTS	08	M		1	4	8	5	4	22	12	3	11	3						
		F			2	2	1	2	7										
ARSON	09	M					3	1	4		1	4							
		F		1					1										
FORGERY	10	M																	
		F																	
FRAUD	11	M																	
		F																	
EMBEZZLEMENT	12	M																	
		F																	
STOLEN PROPERTY	13	M																	
		F																	
VANDALISM	14	M			1	5		4	10	3	1	7	1						
		F				1	1		2										
WEAPONS	15	M				1		1	2	2									
		F																	
PROSTITUTION	16	M																	
		F																	
PROSTITUTION	16a	M																	
		F																	

AGE, SEX AND RACE OF PERSONS ARRESTED
under 18 Years of age

CLASSIFICATIONS OF OFFENSES	UCR	SEX	AGE						TOT	RACE									
			Under 10	10-12	13-14	15	16	17		WHT	BLK	IND	ASN	PAC					
			ASSISTING OR PROMOTING PROSTITUTION	16b	M														
		F																	
PURCHASING PROSTITUTION	16c	M																	
		F																	
SEX OFFENSES	17	M			2				2	1			1						
		F																	
DRUG/SALE/MAN	180	M						1	1	1									
		F																	
NARCOTICS	180a	M																	
		F																	
MARIJUANA	180b	M						1	1	1									
		F																	
SYNTHETIC NARC	180c	M																	
		F																	
OTHER/NON-NARC	180d	M																	
		F																	
DRUG/POSSESSION	185	M		2	6	5	3	3	19	13			7	1					
		F			1	1			2										
NARCOTICS	185e	M																	
		F																	
MARIJUANA	185f	M		2	6	4	3	3	18	13			6	1					
		F			1	1			2										
SYNTHETIC NARC	185g	M																	
		F																	
OTHER/NON-NARC	185h	M				1			1				1						
		F																	
GAMBLING	19	M																	
		F																	
BOOKMAKING	19a	M																	
		F																	
NUMBERS	19b	M																	
		F																	
OTHER GAMBLING	19c	M																	
		F																	
FAMILY/CHILD	20	M																	
		F																	

AGE, SEX AND RACE OF PERSONS ARRESTED
under 18 Years of age

CLASSIFICATIONS OF OFFENSES	UCR	SEX	AGE							TOT	RACE				
			Under 10	10-12	13-14	15	16	17	WHT		BLK	IND	ASN	PAC	
			DRIVING INFLUENCE	21	M						1		1	1	
		F						1	1						
LIQUOR LAWS	22	M			1	1	1	4	7	7			3		
		F				1	2		3						
DRUNKENNESS	23	M													
		F													
DISORDERLY CONDUCT	24	M													
		F													
VAGRANCY	25	M													
		F													
ALL OTHER	26	M		2	2	4	3	7	18	13	3	4	1		
		F			1			2	3						
SUSPICION	27	M													
		F													
CURFEW	28	M													
		F													
RUN-AWAYS	29	M													
		F													
HUMAN TRAFFICKING/COMMERCIAL SEX ACTS	30	M													
		F													
HUMAN TRAFFICKING/INVOLUNTARY SERVITUDE	31	M													
		F													
TOTAL BY SEX		M		12	28	31	22	29	122	64	11	66	9		
		F		1	10	6	6	5	28						
GRAND TOTAL				13	38	37	28	34	150	64	11	66	9		

MONTHLY RETURN OF ARSON OFFENSES KNOWN TO LAW ENFORCEMENT

1 PROPERTY CLASSIFICATION	2 Offenses Reported or Known to Police (Include Unfounded and attempts)	3 Unfounded, i.e. False or Baseless Complaints	4 Number of Actual Offenses (Column 2 Minus Column 3) (Include Attempts)	5 Total Offenses Cleared by Arrest or Exceptional Means (Include Column 6)	6 Number of Clearances Involving Only Persons Under 18 Years of Age	7 Offenses Where Structures Uninhabited, Abandoned, or not Normally in Use	8 Estimated Value of Property Damage
STRUCTURAL							
A. Single Occupancy Residential: Houses, Townhouses, Duplexes, etc.	2		2	2			\$2,000
B. Other Residential: Apartments, Tenements, Flats, Hotels, Motels, Inns, Dormitories, Boarding Houses, etc.	3		3	1		1	
C. Storage: Barns, Garages, Warehouses, etc.	1		1				\$2,000
D. Industrial/Manufacturing:							
E. Other Commercial: Stores, Restaurants, Offices, etc.	3		3	1		2	\$10,000
F. Community/Public: Churches, Jails, Schools, Colleges, Hospitals, etc.	2		2	1	1		\$10,001
G. All Other Structure: Out Buildings, Monuments, Buildings Under Constructions, etc.							
TOTAL STRUCTURAL	11		11	5	1	3	\$24,001
MOBILE							
H. Motor Vehicles: Automobiles, Trucks, Buses, Motorcycles, etc. UCR Definition	3		3	2	2		\$1
I. Other Mobile Property: Trailers, Recreational Vehicles, Airplanes, Boats, etc.							
TOTAL MOBILE	3		3	2	2		\$1
OTHER							
J. TOTAL OTHER Crops, Timber, Fences, Signs, etc.	6		6	3	1		\$1,053
TOTAL OTHER	6		6	3	1		\$1,053
GRAND TOTAL	20		20	10	4	3	\$25,055

RETURN A - MONTHLY RETURN OF OFFENSES KNOWN TO POLICE

(1) Classification of Offense	(2) Offenses Reported	(3) Unfounded Offenses	(4) Actual Offenses	(5) Offenses Cleared	(6) Juveniles Only
CRIMINAL HOMICIDE					
MURDER/NONNEG MANSLAUGHTER	5		5	4	
MANSLAUGHTER BY NEGLIGENCE					
TOTAL	5		5	4	
RAPE					
RAPE	86	5	81	6	1
ATTEMPTS TO COMMIT RAPE	3		3	2	
TOTAL	89	5	84	8	1
ROBBERY					
FIREARM	14		14	6	
KNIFE/CUTTING INSTRUMENT	6		6	4	
OTHER DANGEROUS WEAPON	8		8	3	
STRONG-ARM (HANDS, FISTS)	36		36	16	
TOTAL	64		64	29	
ASSAULT					
FIREARM	67		67	40	6
KNIFE OR CUTTING INSTRUMENT	63		63	44	1
OTHER DANGEROUS WEAPON	107	1	106	65	6
HANDS, FIST, FEET, AGGRAVATED	113	1	112	70	5
OTHER ASSAULTS - SIMPLE	873	21	852	512	46
TOTAL	1223	23	1200	731	64
BURGLARY					
FORCIBLE ENTRY	157	1	156	30	5
UNLAWFUL ENTRY - NO FORCE	93	1	92	27	4
ATTEMPTED FORCIBLE ENTRY	18	1	17	1	
TOTAL	268	3	265	58	9
LARCENY-THEFT					
THEFT (EX MOTOR VEHICLE)	1263	14	1249	175	8
TOTAL	1263	14	1249	175	8
MOTOR VEHICLE THEFT					
AUTOS	133	5	128	29	
TRUCKS AND BUSES	81	2	79	12	
OTHER VEHICLES	26	1	25	7	3
TOTAL	240	8	232	48	3
GRAND TOTAL	3152	53	3099	1053	85

PROPERTY STOLEN BY CLASSIFICATION

CLASSIFICATION OF OFFENSES	NUMBER ACTUAL OFFENSES	VALUE OF PROPERTY STOLEN
MURDER/NONNEG MANSLAUGHTER	5	
RAPE	84	
ROBBERY		
HIGHWAY (STREET, ALLEYS, ETC.)	17	\$ 32,818
COMMERCIAL HOUSE	17	\$ 6,530
GAS OR SERVICE STATION	3	\$ 160
CONVENIENCE STORE		
RESIDENCE	15	\$ 3,104
BANK		
MISCELLANEOUS	12	\$ 3,953
TOTAL ROBBERY	64	\$ 46,565
BURGLARY		
RESIDENCE (DWELLING)		
NIGHT (6PM-6AM)	26	\$ 23,776
DAY (6AM-6PM)	49	\$ 150,529
UNKNOWN	80	\$ 141,937
NON-RESIDENCE (STORE ETC.)		
NIGHT (6PM-6AM)	48	\$ 48,750
DAY (6AM-6PM)	30	\$ 21,206
UNKNOWN	32	\$ 63,713
TOTAL BURGLARY	265	\$ 449,911
LARCENY-THEFT		
\$200 AND OVER	520	\$ 681,811
\$50 TO \$200	252	\$ 24,242
UNDER \$50	477	\$ 7,860
TOTAL	1249	\$ 713,913
6X. NATURE OF LARCENIES UNDER ITEM 6		
POCKET-PICKING	5	\$ 3,185
PURSE-SNATCHING	3	\$ 20
SHOPLIFTING	416	\$ 45,332
FROM MOTOR VEHICLE	300	\$ 229,911
MOTOR VEHICLE PARTS & ACCESSORIES	72	\$ 31,405
BICYCLES	51	\$ 42,751
FROM BUILDING(EX C&H)	194	\$ 183,308
FROM COIN-OP MACHINES	1	\$ 50
ALL OTHER	207	\$ 177,951
TOTAL LARCENY	1249	\$ 713,913
MOTOR VEHICLE THEFT	232	\$ 2,123,384
STOLEN & RECOVERED LOCALLY	186	
STOLEN LOCALLY & RECOVERED OTHER	12	
TOTAL STOLEN OTHER & RECOVERED LOCAL	198	
STOLEN IN OTHER JURIS & RECOVERED LOCALLY	8	
TOTAL MOTOR VEHICLE THEFT	232	\$ 2,123,384
GRAND TOTAL	1900	\$ 3,333,773

PROPERTY BY TYPE AND VALUE

Type of Property (1)	Monetary Value of Property Stolen in Your Jurisdiction	
	STOLEN (2)	RECOVERED (3)
CURRENCY, NOTES, ETC.	\$ 88,795	\$ 7,898
JEWELRY & PRECIOUS METALS	\$ 133,370	\$ 357
CLOTHING AND FURS	\$ 73,394	\$ 4,479
LOCALLY STOLEN MOTOR VEHICLE	\$ 2,098,874	\$ 1,862,754
OFFICE EQUIPMENT	\$ 105,499	\$ 11,783
TV, RADIOS, CAMERAS, ETC.	\$ 64,542	\$ 2,296
FIREARMS	\$ 95,414	\$ 14,074
HOUSEHOLD GOODS	\$ 28,172	\$ 5,677
CONSUMABLE GOODS	\$ 43,597	\$ 3,108
LIVESTOCK	\$ 50	
MISCELLANEOUS	\$ 597,240	\$ 133,468
GRAND TOTAL	\$ 3,328,947	\$ 2,045,894

LAW ENFORCEMENT OFFICERS KILLED OR ASSAULTED

Type of activity	Total assaults by weapon	Type of Weapon				Type of Assignment							Officer assaults cleared
		Firearm	Knife or other cutting instrument	Other dangerous weapon	Hands, fists, feet, etc.	Two-officer vehicle	One-officer vehicle		Detective or special assign.		Other		
							Alone	Asst	Alone	Ast	Alone	Asst	
A	B	C	D	E	F	G	H	I	J	K	L	M	
1. Responding to disturbance calls (family quarrels, person with firearm, etc.)	21				21		5	16					20
2. Burglaries in progress or pursuing burglary suspects	2				2	2							2
3. Robberies in progress or pursuing robbery suspects	2		2				2						2
4. Attempting other arrests	16	1		2	13	2	4	10					15
5. Civil disorder (riot, mass disobedience, etc.)													
6. Handling, transporting, custody of prisoners	10				10		1	9					10
7. Investigating suspicious persons or circumstances	6	1			5		6						6
8. Ambush – no warning	1				1		1						
9. Mentally deranged	3				3		3						3
10. Traffic pursuits and stops	6			1	5	1	3	1				1	6
11. All other	7				7	1	6						7
12. TOTAL (1-11)	74	2	2	3	67	6	14	53				1	71
13. Number with person injury	18		2		16								
14. Number without personal injury	56	2		3	51								

15. Time of assaults	12 AM	2 AM	4 AM	6 AM	8 AM	10 AM	NOON	2 PM	4 PM	6 PM	8 PM	10 PM	UNK
	8	12	1	3	1	6	7	8	3	4	12	9	

AGE, SEX AND RACE OF PERSONS ARRESTED
18 Years of age and over

CLASSIFICATIONS OF OFFENSES	UCR	SEX	AGE													TOT	RACE							
			18	19	20	21	22	23	24	25-29	30-34	35-39	40-44	45-49	50-54		55-59	60-64	65 OV	WHT	BLK	IND	ASN	PAC
MURDER/NONNEG MANSLAUGHTER	01A	M										2		1	1				4	2		2		
		F																						
MANSLAUGHTER BY NEGLIGENCE	01B	M																						
		F																						
RAPE	02	M			1		2		3	1	1								8	2	2	4		
		F																						
ROBBERY	03	M	1		1	1		1	4	3	3	4				1			19	15	1	8	1	
		F						2	2	1		1							6					
AGGRAVATED ASSAULT	04	M	2		2	4	2	1	5	21	25	15	10	10	7	4	3	3	114	50	15	84	5	
		F			2	1	5	2		3	4	11	3	2	2	3	1	1	40					
BURGLARY	05	M		3	1	1		1	2	3	6	8	3	1			1		30	18	4	17	3	
		F					1	1		2	2	3		2			1		12					
LARCENY	06	M	1	1	3	2			2	18	17	28	7	7	5	3	1		95	80	11	42	4	
		F			1	1	2	1	1	8	4	14	4	3	2	1			42					
MOTOR VEHICLE THEFT	07	M	1	3		2				9	6	6	4	1	1				33	27	9	7	4	
		F					1			4	2	5	1	1					14					
OTHER ASSAULTS	08	M	5	7	5	4	8	9	4	43	48	39	20	17	12	19	11	4	255	157	33	181	16	
		F		1	4	6	4	2	5	26	20	21	18	10	9	4	1	1	132					
ARSON	09	M													1		1		2	2	1	2		
		F										1	1		1				3					
FORGERY	10	M	1							1	2								4	4	2		1	
		F								1				1		1			3					
FRAUD	11	M				1				1									2	2		2	2	
		F								1	1	1	1						4					
EMBEZZLEMENT	12	M			1					1									2	2			1	
		F									1								1					
STOLEN PROPERTY	13	M								1	1	1		2		1			6	6	1	2		
		F						1		1		1							3					
VANDALISM	14	M	3	3	3	1			3	16	13	7	4	6	1		1		61	33	6	33	6	
		F								5	7	3	1		1				17					
WEAPONS	15	M					1	2		5	6	2		3		1			20	14	1	7	1	
		F								2	1								3					
PROSTITUTION AND COMMERCIALIZED VICE	16	M																						
		F																						
PROSTITUTION	16a	M																						
		F																						

AGE, SEX AND RACE OF PERSONS ARRESTED
18 Years of age and over

CLASSIFICATIONS OF OFFENSES	UCR	SEX	AGE														TOT	RACE						
			18	19	20	21	22	23	24	25-29	30-34	35-39	40-44	45-49	50-54	55-59		60-64	65 OV	WHT	BLK	IND	ASN	PAC
ASSISTING OR PROMOTING PROSTITUTION	16b	M																						
		F																						
PURCHASING PROSTITUTION	16c	M																						
		F																						
SEX OFFENSES	17	M		1						1	2	2	3	3		4	3		19	1	2	16		
		F																						
DRUG/SALE/MAN	180	M	1				1			4	3	3	1	2					15	15	1	6		
		F				1				2	3		1						7					
NARCOTICS	180a	M								2	1	1							4	3	1	2		
		F									1		1						2					
MARIJUANA	180b	M																						
		F																						
SYNTHETIC NARC	180c	M	1							1									2	4		1		
		F				1				2									3					
OTHER/NON-NARC	180d	M					1			1	2	2	1	2					9	8		3		
		F									2								2					
DRUG/POSSESSION	185	M	4	4		1		1	1	7	7	8	2	4	3	3	1	1	47	34	5	17	5	
		F				1				5	1	4	1	1				1	14					
NARCOTICS	185e	M						1		3	3	3	1	1	1				13	9	3	4		
		F								1		1		1					3					
MARIJUANA	185f	M	3	2						2	1	1		1		2	1	1	14	11		5	1	
		F								1		1						1	3					
SYNTHETIC NARC	185g	M				1				1	2		1	1	1				7	5		2	2	
		F											1	1					2					
OTHER/NON-NARC	185h	M	1	2				1		1	1	4		1	1	1			13	9	2	6	2	
		F				1				3	1	1							6					
GAMBLING	19	M																						
		F																						
BOOKMAKING	19a	M																						
		F																						
NUMBERS	19b	M																						
		F																						
OTHER GAMBLING	19c	M																						
		F																						
FAMILY/CHILD	20	M								2	3	2	2						9	2	2	13		
		F							1	2	1	2	1	1					8					

AGE, SEX AND RACE OF PERSONS ARRESTED
18 Years of age and over

CLASSIFICATIONS OF OFFENSES	UCR	SEX	AGE														TOT	RACE							
			18	19	20	21	22	23	24	25-29	30-34	35-39	40-44	45-49	50-54	55-59		60-64	65 OV	WHT	BLK	IND	ASN	PAC	
DRIVING INFLUENCE	21	M		7	2	3	7	5	5	29	25	32	22	14	17	4	1	7	180	175	19	61	11		
		F	1	2		5	2	4	4	21	15	12	4	3	4	4	2	3	86						
LIQUOR LAWS	22	M				1		1	1			9	4	3	1	2	11		4	37	6		36		
		F		2													2	1	5						
DRUNKENNESS	23	M																							
		F																							
DISORDERLY CONDUCT	24	M	1					2	2	8	7	5	6	1	3	5	2		42	15	3	43			
		F		3	1	2			2	3	3		2	2					1	19					
VAGRANCY	25	M									1					1	1		3	4		3			
		F											1	2		1			4						
ALL OTHER	26	M	8	9	14	7	14	18	14	94	126	91	69	53	52	38	30	11	648	452	67	348	53	3	
		F	3	4	5	9	7	7	9	67	60	39	20	21	10	7	4	3	275						
SUSPICION	27	M																							
		F																							
HUMAN TRAFFICKING/COMMERCIAL SEX ACTS	30	M																							
		F																							
HUMAN TRAFFICKING/INVOLUNTARY SERVITUDE	31	M																							
		F																							
TOTAL BY SEX		M	28	38	32	29	33	42	40	271	311	259	160	126	105	95	56	30	1655	1118	185	934	113	3	
		F	4	12	13	26	22	19	25	154	127	116	61	47	30	22	10	10	698						
GRAND TOTAL			32	50	45	55	55	61	65	425	438	375	221	173	135	117	66	40	2353	1118	185	934	113	3	

AGE, SEX AND RACE OF PERSONS ARRESTED
under 18 Years of age

CLASSIFICATIONS OF OFFENSES	UCR	SEX	AGE						TOT	RACE					
			Under 10	10-12	13-14	15	16	17		WHT	BLK	IND	ASN	PAC	
MURDER/NONNEG MANSLAUGHTER	01A	M													
		F													
MANSLAUGHTER BY NEGLIGENCE	01B	M													
		F													
RAPE	02	M				1			1					1	
		F													
ROBBERY	03	M								2					
		F						2	2						
AGGRAVATED ASSAULT	04	M		2	4	2	2	2	12	4	1	6	2		
		F					1		1						
BURGLARY	05	M		1	8	2	7	1	19	4		13	2		
		F													
LARCENY	06	M		2		2	3	1	8	3	1	5			
		F						1	1						
MOTOR VEHICLE THEFT	07	M				1	3	1	5			5			
		F													
OTHER ASSAULTS	08	M		3	11	2	3	3	22	14	5	7	6		
		F		3	3		1	3	10						
ARSON	09	M													
		F													
FORGERY	10	M													
		F													
FRAUD	11	M													
		F													
EMBEZZLEMENT	12	M													
		F													
STOLEN PROPERTY	13	M													
		F													
VANDALISM	14	M			2	4		2	8	7		2			
		F			1				1						
WEAPONS	15	M			1	1		1	3	1		2			
		F													
PROSTITUTION	16	M													
		F													
PROSTITUTION	16a	M													
		F													

AGE, SEX AND RACE OF PERSONS ARRESTED
under 18 Years of age

CLASSIFICATIONS OF OFFENSES	UCR	SEX	AGE						TOT	RACE				
			Under 10	10-12	13-14	15	16	17		WHT	BLK	IND	ASN	PAC
ASSISTING OR PROMOTING PROSTITUTION	16b	M												
		F												
PURCHASING PROSTITUTION	16c	M												
		F												
SEX OFFENSES	17	M		1	2				3		1	2		
		F												
DRUG/SALE/MAN	180	M		2					2	1		1		
		F												
NARCOTICS	180a	M												
		F												
MARIJUANA	180b	M		2					2	1		1		
		F												
SYNTHETIC NARC	180c	M												
		F												
OTHER/NON-NARC	180d	M												
		F												
DRUG/POSSESSION	185	M		2	5	1	3	1	12	9	2	5	2	
		F		2	2	1	1		6					
NARCOTICS	185e	M												
		F												
MARIJUANA	185f	M		1	5	1	2	1	10	8	2	4	2	
		F		2	2	1	1		6					
SYNTHETIC NARC	185g	M					1		1	1				
		F												
OTHER/NON-NARC	185h	M		1					1			1		
		F												
GAMBLING	19	M												
		F												
BOOKMAKING	19a	M												
		F												
NUMBERS	19b	M												
		F												
OTHER GAMBLING	19c	M												
		F												
FAMILY/CHILD	20	M												
		F												

AGE, SEX AND RACE OF PERSONS ARRESTED
under 18 Years of age

CLASSIFICATIONS OF OFFENSES	UCR	SEX	AGE						TOT	RACE				
			Under 10	10-12	13-14	15	16	17		WHT	BLK	IND	ASN	PAC
			DRIVING INFLUENCE	21	M			1				1	2	1
		F												
LIQUOR LAWS	22	M				2			2	2		1		
		F						1	1					
DRUNKENNESS	23	M												
		F												
DISORDERLY CONDUCT	24	M												
		F												
VAGRANCY	25	M												
		F												
ALL OTHER	26	M		2	1	2	4	4	13	3	5	7	1	
		F				1	2		3					
SUSPICION	27	M												
		F												
CURFEW	28	M												
		F												
RUN-AWAYS	29	M												
		F												
HUMAN TRAFFICKING/COMMERCIAL SEX ACTS	30	M												
		F												
HUMAN TRAFFICKING/INVOLUNTARY SERVITUDE	31	M												
		F												
TOTAL BY SEX		M		15	35	20	25	17	112	51	15	57	14	
		F		5	6	2	5	7	25					
GRAND TOTAL				20	41	22	30	24	137	51	15	57	14	

MONTHLY RETURN OF ARSON OFFENSES KNOWN TO LAW ENFORCEMENT

1 PROPERTY CLASSIFICATION	2 Offenses Reported or Known to Police (Include Unfounded and attempts)	3 Unfounded, i.e. False or Baseless Complaints	4 Number of Actual Offenses (Column 2 Minus Column 3) (Include Attempts)	5 Total Offenses Cleared by Arrest or Exceptional Means (Include Column 6)	6 Number of Clearances Involving Only Persons Under 18 Years of Age	7 Offenses Where Structures Uninhabited, Abandoned, or not Normally in Use	8 Estimated Value of Property Damage
STRUCTURAL							
A. Single Occupancy Residential: Houses, Townhouses, Duplexes, etc.	2		2	1			\$7,000
B. Other Residential: Apartments, Tenements, Flats, Hotels, Motels, Inns, Dormitories, Boarding Houses, etc.	4		4	4			\$502
C. Storage: Barns, Garages, Warehouses, etc.	2		2			1	
D. Industrial/Manufacturing:							
E. Other Commercial: Stores, Restaurants, Offices, etc.	1		1				\$5,000
F. Community/Public: Churches, Jails, Schools, Colleges, Hospitals, etc.	1		1				\$1
G. All Other Structure: Out Buildings, Monuments, Buildings Under Constructions, etc.							
TOTAL STRUCTURAL	10		10	5		1	\$12,503
MOBILE							
H. Motor Vehicles: Automobiles, Trucks, Buses, Motorcycles, etc. UCR Definition	2		2				
I. Other Mobile Property: Trailers, Recreational Vehicles, Airplanes, Boats, etc.	1		1	1			\$4,000
TOTAL MOBILE	3		3	1			\$4,000
OTHER							
J. TOTAL OTHER Crops, Timber, Fences, Signs, etc.							
TOTAL OTHER							
GRAND TOTAL	13		13	6		1	\$16,503

RETURN A - MONTHLY RETURN OF OFFENSES KNOWN TO POLICE

(1) Classification of Offense	(2) Offenses Reported	(3) Unfounded Offenses	(4) Actual Offenses	(5) Offenses Cleared	(6) Juveniles Only
CRIMINAL HOMICIDE					
MURDER/NONNEG MANSLAUGHTER	14	1	13	6	
MANSLAUGHTER BY NEGLIGENCE	2		2	2	
TOTAL	16	1	15	8	
RAPE					
RAPE	100	3	97	16	1
ATTEMPTS TO COMMIT RAPE	3	3			
TOTAL	103	6	97	16	1
ROBBERY					
FIREARM	23		23	3	
KNIFE/CUTTING INSTRUMENT	4	1	3	2	
OTHER DANGEROUS WEAPON	10		10	5	
STRONG-ARM (HANDS, FISTS)	35	1	34	13	1
TOTAL	72	2	70	23	1
ASSAULT					
FIREARM	66		66	25	
KNIFE OR CUTTING INSTRUMENT	52	1	51	45	4
OTHER DANGEROUS WEAPON	99	1	98	71	4
HANDS, FIST, FEET, AGGRAVATED	93	1	92	66	1
OTHER ASSAULTS - SIMPLE	798	25	773	501	43
TOTAL	1108	28	1080	708	52
BURGLARY					
FORCIBLE ENTRY	151		151	25	
UNLAWFUL ENTRY - NO FORCE	101	1	100	32	2
ATTEMPTED FORCIBLE ENTRY	13		13	3	
TOTAL	265	1	264	60	2
LARCENY-THEFT					
THEFT (EX MOTOR VEHICLE)	1223	17	1206	152	5
TOTAL	1223	17	1206	152	5
MOTOR VEHICLE THEFT					
AUTOS	144	7	137	35	
TRUCKS AND BUSES	56	3	53	13	1
OTHER VEHICLES	15		15	4	
TOTAL	215	10	205	52	1
GRAND TOTAL	3002	65	2937	1019	62

PROPERTY STOLEN BY CLASSIFICATION

CLASSIFICATION OF OFFENSES	NUMBER ACTUAL OFFENSES	VALUE OF PROPERTY STOLEN
MURDER/NONNEG MANSLAUGHTER	13	
RAPE	97	
ROBBERY		
HIGHWAY (STREET, ALLEYS, ETC.)	22	\$ 30,584
COMMERCIAL HOUSE	13	\$ 2,464
GAS OR SERVICE STATION	3	\$ 985
CONVENIENCE STORE	5	\$ 51
RESIDENCE	9	\$ 2,982
BANK	2	\$ 3,500
MISCELLANEOUS	16	\$ 22,801
TOTAL ROBBERY	70	\$ 63,367
BURGLARY		
RESIDENCE (DWELLING)		
NIGHT (6PM-6AM)	38	\$ 128,647
DAY (6AM-6PM)	48	\$ 101,405
UNKNOWN	66	\$ 173,829
NON-RESIDENCE (STORE ETC.)		
NIGHT (6PM-6AM)	47	\$ 60,586
DAY (6AM-6PM)	36	\$ 335,188
UNKNOWN	29	\$ 71,674
TOTAL BURGLARY	264	\$ 871,329
LARCENY-THEFT		
\$200 AND OVER	488	\$ 820,093
\$50 TO \$200	234	\$ 22,230
UNDER \$50	484	\$ 7,309
TOTAL	1206	\$ 849,632
6X. NATURE OF LARCENIES UNDER ITEM 6		
POCKET-PICKING	3	\$ 100
PURSE-SNATCHING	4	\$ 595
SHOPLIFTING	430	\$ 55,174
FROM MOTOR VEHICLE	295	\$ 237,879
MOTOR VEHICLE PARTS & ACCESSORIES	64	\$ 29,200
BICYCLES	22	\$ 17,153
FROM BUILDING(EX C&H)	173	\$ 186,948
FROM COIN-OP MACHINES	24	\$ 10,090
ALL OTHER	191	\$ 312,493
TOTAL LARCENY	1206	\$ 849,632
MOTOR VEHICLE THEFT	205	\$ 1,530,861
STOLEN & RECOVERED LOCALLY	164	
STOLEN LOCALLY & RECOVERED OTHER	16	
TOTAL STOLEN OTHER & RECOVERED LOCAL	180	
STOLEN IN OTHER JURIS & RECOVERED LOCALLY	3	
TOTAL MOTOR VEHICLE THEFT	205	\$ 1,530,861
GRAND TOTAL	1856	\$ 3,315,189

PROPERTY BY TYPE AND VALUE

Type of Property (1)	Monetary Value of Property Stolen in Your Jurisdiction	
	STOLEN (2)	RECOVERED (3)
CURRENCY, NOTES, ETC.	\$ 89,704	\$ 50,118
JEWELRY & PRECIOUS METALS	\$ 342,761	\$ 1,030
CLOTHING AND FURS	\$ 74,261	\$ 6,008
LOCALLY STOLEN MOTOR VEHICLE	\$ 1,726,508	\$ 1,548,996
OFFICE EQUIPMENT	\$ 118,801	\$ 14,009
TV, RADIOS, CAMERAS, ETC.	\$ 45,541	\$ 2,294
FIREARMS	\$ 63,389	\$ 13,740
HOUSEHOLD GOODS	\$ 52,734	\$ 1,272
CONSUMABLE GOODS	\$ 86,624	\$ 2,179
LIVESTOCK	\$ 2,645	\$ 328
MISCELLANEOUS	\$ 714,108	\$ 42,610
GRAND TOTAL	\$ 3,317,076	\$ 1,682,584

LAW ENFORCEMENT OFFICERS KILLED OR ASSAULTED

Type of activity	Total assaults by weapon	Type of Weapon				Type of Assignment						Officer assaults cleared	
		Firearm	Knife or other cutting instrument	Other dangerous weapon	Hands, fists, feet, etc.	Two-officer vehicle	One-officer vehicle		Detective or special assign.		Other		
							Alone	Asst	Alone	Ast	Alone		Asst
A	B	C	D	E	F	G	H	I	J	K	L	M	
1. Responding to disturbance calls (family quarrels, person with firearm, etc.	9		1	1	7		1	7			1		8
2. Burglaries in progress or pursuing burglary suspects													
3. Robberies in progress or pursuing robbery suspects	1			1							1		
4. Attempting other arrests	14		3		11		2	9		3			13
5. Civil disorder (riot, mass disobedience, etc.)													
6. Handling, transporting, custody of prisoners	11				11		1	8				2	10
7. Investigating suspicious persons or circumstances	7	3		2	2		2	5					7
8. Ambush – no warning													
9. Mentally deranged	2				2			2					2
10. Traffic pursuits and stops	6			4	2		1	5					6
11. All other	1				1			1					1
12. TOTAL (1-11)	51	3	4	8	36		7	37		3	2	2	47
13. Number with person injury	5			1	4								
14. Number without personal injury	46	3	4	7	32								

15. Time of assaults	12 AM	2 AM	4 AM	6 AM	8 AM	10 AM	NOON	2 PM	4 PM	6 PM	8 PM	10 PM	UNK
	5	3	4	2	1	6	1		7	6	13	3	

AGE, SEX AND RACE OF PERSONS ARRESTED
18 Years of age and over

CLASSIFICATIONS OF OFFENSES	UCR	SEX	AGE													TOT	RACE										
			18	19	20	21	22	23	24	25-29	30-34	35-39	40-44	45-49	50-54		55-59	60-64	65 OV	WHT	BLK	IND	ASN	PAC			
MURDER/NONNEG MANSLAUGHTER	01A	M										2	2	1	1						6	1			5		
		F																									
MANSLAUGHTER BY NEGLIGENCE	01B	M					1						1								2	1				1	
		F																									
RAPE	02	M										2	2			1					5	4			3		
		F						1		1											2						
ROBBERY	03	M	1	1		1	1	2			2	2	1	2							13	7	3		8		
		F	1								1	2		1							5						
AGGRAVATED ASSAULT	04	M		2	2	4	3	3			27	23	18	8	9	8	3	2	3		115	47	10		85	14	
		F		1	1	2	1	3	1		9	7	9		3	2	2				41						
BURGLARY	05	M		2	3	1		2			6	7	6	10	1	1	1				40	29	8		17	1	
		F	1				1			1	2	6	2		1				1		15						
LARCENY	06	M		1	5	1	2	3	2		12	16	21	3	4	8	1	2			81	73	12		44	1	
		F	2	1		1	2	1	1		15	7	7	5	4	1			2		49						
MOTOR VEHICLE THEFT	07	M	1	2		4		1			8	6	6	3		1	1				33	27	4		13	3	
		F	2	1	2						3	3		1	2						14						
OTHER ASSAULTS	08	M	5	2	5	11	8	5	8		42	47	39	24	18	15	11	10	3		253	128	14		226	16	1
		F	1		2	5	2	5	5		30	32	22	14	6	2	4	1	1		132						
ARSON	09	M									1										1				1		
		F																									
FORGERY	10	M					1									1					2	3	1				
		F											1		1						2						
FRAUD	11	M									3		1	2	1	1	1				9	6	3		4	1	
		F										2		1	2						5						
EMBEZZLEMENT	12	M	1																		1	1					
		F																									
STOLEN PROPERTY	13	M				1					1	1		1	1						5	4	2				
		F											1								1						
VANDALISM	14	M		1				3			18	7	6	3	2	3		1			44	28	7		30	3	
		F	1	2	1	2		2	1		4	1	3	2	3	2					24						
WEAPONS	15	M		2	1			1	3		3	3	5		1				1		20	15			5	3	
		F									1	2									3						
PROSTITUTION AND COMMERCIALIZED VICE	16	M																									
		F																									
PROSTITUTION	16a	M																									
		F																									

AGE, SEX AND RACE OF PERSONS ARRESTED
18 Years of age and over

CLASSIFICATIONS OF OFFENSES	UCR	SEX	AGE														TOT	RACE						
			18	19	20	21	22	23	24	25-29	30-34	35-39	40-44	45-49	50-54	55-59		60-64	65 OV	WHT	BLK	IND	ASN	PAC
ASSISTING OR PROMOTING PROSTITUTION	16b	M																						
		F																						
PURCHASING PROSTITUTION	16c	M																						
		F																						
SEX OFFENSES	17	M	1	1		1						3	2		1	1	4			14	4	1	8	1
		F																						
DRUG/SALE/MAN	180	M					1				4	4	3	2	1	1	2			18	15	3	5	2
		F						1			3	1	1				1			7				
NARCOTICS	180a	M										2	1				1			4	4		2	
		F									1	1								2				
MARIJUANA	180b	M									1									1	1	1		
		F						1												1				
SYNTHETIC NARC	180c	M					1				3			1						5	3	1	3	
		F									2									2				
OTHER/NON-NARC	180d	M										2	2	1	1	1	1			8	7	1		2
		F												1				1		2				
DRUG/POSSESSION	185	M	1			1		3	1	6	11	8	4	5	1		2			43	36	6	11	3
		F				1		1	1		6	3	1							13				
NARCOTICS	185e	M				1		2		4	6	5			1		1			20	16	5	6	1
		F						1			3	3	1							8				
MARIJUANA	185f	M	1						1	1										3	2			1
		F																						
SYNTHETIC NARC	185g	M								1				1						2	2			
		F																						
OTHER/NON-NARC	185h	M						1			5	3	4	4			1			18	16	1	5	1
		F				1			1		3									5				
GAMBLING	19	M																						
		F																						
BOOKMAKING	19a	M																						
		F																						
NUMBERS	19b	M																						
		F																						
OTHER GAMBLING	19c	M																						
		F																						
FAMILY/CHILD	20	M						1	1	1	1		1							5	2		5	2
		F				1	1				1		1							4				

AGE, SEX AND RACE OF PERSONS ARRESTED
18 Years of age and over

CLASSIFICATIONS OF OFFENSES	UCR	SEX	AGE															TOT	RACE					
			18	19	20	21	22	23	24	25-29	30-34	35-39	40-44	45-49	50-54	55-59	60-64		65 OV	WHT	BLK	IND	ASN	PAC
			DRIVING INFLUENCE	21	M	3	2	10	6	4	11	3	44	25	22	15	19		13	7	8	4	196	177
		F	1	1	3	4		3	3	17	22	7	8	4	6		3		82					
LIQUOR LAWS	22	M	2	1	1						1		1		1	1	1		9	6		11		
		F	1	2	2						1	1	1						8					
DRUNKENNESS	23	M								1									1	1				
		F																						
DISORDERLY CONDUCT	24	M		3		1	2	1	1	12	12	8	10	2	2	2	4	1	61	25	3	58	2	
		F		3	1			1		7	4	3	5	2	1				27					
VAGRANCY	25	M								1									1	1				
		F																						
ALL OTHER	26	M	3	6	10	10	10	11	17	102	94	105	52	43	34	45	21	14	577	418	58	334	29	
		F	2	1	6	6	8	6	11	71	52	49	19	14	11	5	1	1	263					
SUSPICION	27	M																						
		F																						
HUMAN TRAFFICKING/COMMERCIAL SEX ACTS	30	M																						
		F																						
HUMAN TRAFFICKING/INVOLUNTARY SERVITUDE	31	M																						
		F																						
TOTAL BY SEX		M	18	26	37	42	33	47	36	296	268	254	142	108	92	79	52	25	1555	1059	156	937	97	2
		F	12	12	19	22	14	24	24	165	149	109	59	41	25	12	8	2	697					
GRAND TOTAL			30	38	56	64	47	71	60	461	417	363	201	149	117	91	60	27	2252	1059	156	937	97	2

AGE, SEX AND RACE OF PERSONS ARRESTED
under 18 Years of age

CLASSIFICATIONS OF OFFENSES	UCR	SEX	AGE						TOT	RACE				
			Under 10	10-12	13-14	15	16	17		WHT	BLK	IND	ASN	PAC
MURDER/NONNEG MANSLAUGHTER	01A	M												
		F												
MANSLAUGHTER BY NEGLIGENCE	01B	M												
		F												
RAPE	02	M						1	1	1				
		F												
ROBBERY	03	M				1			1					1
		F												
AGGRAVATED ASSAULT	04	M		1	2			3	1	7	1	2	5	
		F							1	1				
BURGLARY	05	M		2	2	1				5	1		2	2
		F												
LARCENY	06	M			4	2				6	4	1	1	
		F												
MOTOR VEHICLE THEFT	07	M		1				2		3	1	1		1
		F												
OTHER ASSAULTS	08	M		2	9	1		5	4	21	12	6	16	
		F		1	5	4			3	13				
ARSON	09	M												
		F												
FORGERY	10	M												
		F												
FRAUD	11	M											1	
		F			1					1				
EMBEZZLEMENT	12	M												
		F												
STOLEN PROPERTY	13	M												
		F												
VANDALISM	14	M		1	1	1	1	1	1	5	2		3	
		F												
WEAPONS	15	M												
		F												
PROSTITUTION	16	M												
		F												
PROSTITUTION	16a	M												
		F												

AGE, SEX AND RACE OF PERSONS ARRESTED
under 18 Years of age

CLASSIFICATIONS OF OFFENSES	UCR	SEX	AGE						TOT	RACE				
			Under 10	10-12	13-14	15	16	17		WHT	BLK	IND	ASN	PAC
			ASSISTING OR PROMOTING PROSTITUTION	16b	M									
		F												
PURCHASING PROSTITUTION	16c	M												
		F												
SEX OFFENSES	17	M					1		1		1			
		F												
DRUG/SALE/MAN	180	M												
		F												
NARCOTICS	180a	M												
		F												
MARIJUANA	180b	M												
		F												
SYNTHETIC NARC	180c	M												
		F												
OTHER/NON-NARC	180d	M												
		F												
DRUG/POSSESSION	185	M			6	1		4	11	9	2	7	1	
		F		1	3	3		1	8					
NARCOTICS	185e	M												
		F												
MARIJUANA	185f	M			6	1		4	11	9	2	6	1	
		F			3	3		1	7					
SYNTHETIC NARC	185g	M												
		F												
OTHER/NON-NARC	185h	M										1		
		F		1					1					
GAMBLING	19	M												
		F												
BOOKMAKING	19a	M												
		F												
NUMBERS	19b	M												
		F												
OTHER GAMBLING	19c	M												
		F												
FAMILY/CHILD	20	M												
		F												

AGE, SEX AND RACE OF PERSONS ARRESTED
under 18 Years of age

CLASSIFICATIONS OF OFFENSES	UCR	SEX	AGE						TOT	RACE				
			Under 10	10-12	13-14	15	16	17		WHT	BLK	IND	ASN	PAC
			DRIVING INFLUENCE	21	M						2		2	1
		F			1				1					
LIQUOR LAWS	22	M			1		1	2	4	6				
		F						2	2					
DRUNKENNESS	23	M			1				1			1		
		F												
DISORDERLY CONDUCT	24	M												
		F												
VAGRANCY	25	M												
		F												
ALL OTHER	26	M			2	1	2	3	8	3		3	3	
		F					1		1					
SUSPICION	27	M												
		F												
CURFEW	28	M												
		F												
RUN-AWAYS	29	M												
		F												
HUMAN TRAFFICKING/COMMERCIAL SEX ACTS	30	M												
		F												
HUMAN TRAFFICKING/INVOLUNTARY SERVITUDE	31	M												
		F												
TOTAL BY SEX		M		7	28	8	17	16	76	41	14	40	7	1
		F		2	10	7	1	7	27					
GRAND TOTAL				9	38	15	18	23	103	41	14	40	7	1

MONTHLY RETURN OF ARSON OFFENSES KNOWN TO LAW ENFORCEMENT

1 PROPERTY CLASSIFICATION	2 Offenses Reported or Known to Police (Include Unfounded and attempts)	3 Unfounded, i.e. False or Baseless Complaints	4 Number of Actual Offenses (Column 2 Minus Column 3) (Include Attempts)	5 Total Offenses Cleared by Arrest or Exceptional Means (Include Column 6)	6 Number of Clearances Involving Only Persons Under 18 Years of Age	7 Offenses Where Structures Uninhabited, Abandoned, or not Normally in Use	8 Estimated Value of Property Damage
STRUCTURAL							
A. Single Occupancy Residential: Houses, Townhouses, Duplexes, etc.	3		3	2			\$20,000
B. Other Residential: Apartments, Tenements, Flats, Hotels, Motels, Inns, Dormitories, Boarding Houses, etc.	2		2	1		1	
C. Storage: Barns, Garages, Warehouses, etc.	1		1			1	\$9,202
D. Industrial/Manufacturing:							
E. Other Commercial: Stores, Restaurants, Offices, etc.	1		1				\$10,000
F. Community/Public: Churches, Jails, Schools, Colleges, Hospitals, etc.							
G. All Other Structure: Out Buildings, Monuments, Buildings Under Constructions, etc.							
TOTAL STRUCTURAL	7		7	3		2	\$39,202
MOBILE							
H. Motor Vehicles: Automobiles, Trucks, Buses, Motorcycles, etc. UCR Definition	7		7	1			\$51,800
I. Other Mobile Property: Trailers, Recreational Vehicles, Airplanes, Boats, etc.	1		1				\$1
TOTAL MOBILE	8		8	1			\$51,801
OTHER							
J. TOTAL OTHER Crops, Timber, Fences, Signs, etc.							
TOTAL OTHER							
GRAND TOTAL	15		15	4		2	\$91,003

HUMAN TRAFFICKING OFFENSES

(1) Human Trafficking Classification	(2) Offenses Reported	(3) Unfounded Offenses	(4) Actual Offenses	(5) Offenses Cleared	(6) Juveniles Only
Commercial Sex Acts	1		1	1	
Involuntary Servitude					
GRAND TOTAL	1		1	1	

RETURN A - MONTHLY RETURN OF OFFENSES KNOWN TO POLICE

(1) Classification of Offense	(2) Offenses Reported	(3) Unfounded Offenses	(4) Actual Offenses	(5) Offenses Cleared	(6) Juveniles Only
CRIMINAL HOMICIDE					
MURDER/NONNEG MANSLAUGHTER	8	1	7	5	
MANSLAUGHTER BY NEGLIGENCE					
TOTAL	8	1	7	5	
RAPE					
RAPE	88	6	82	16	4
ATTEMPTS TO COMMIT RAPE	5		5	1	
TOTAL	93	6	87	17	4
ROBBERY					
FIREARM	12		12	3	
KNIFE/CUTTING INSTRUMENT	7		7	2	
OTHER DANGEROUS WEAPON	16	1	15	8	1
STRONG-ARM (HANDS, FISTS)	38		38	19	
TOTAL	73	1	72	32	1
ASSAULT					
FIREARM	53	2	51	15	
KNIFE OR CUTTING INSTRUMENT	57	1	56	41	2
OTHER DANGEROUS WEAPON	90		90	62	1
HANDS, FIST, FEET, AGGRAVATED	94		94	82	6
OTHER ASSAULTS - SIMPLE	832	22	810	549	32
TOTAL	1126	25	1101	749	41
BURGLARY					
FORCIBLE ENTRY	128	1	127	21	1
UNLAWFUL ENTRY - NO FORCE	57	1	56	12	
ATTEMPTED FORCIBLE ENTRY	8		8		
TOTAL	193	2	191	33	1
LARCENY-THEFT					
THEFT (EX MOTOR VEHICLE)	1040	19	1021	153	6
TOTAL	1040	19	1021	153	6
MOTOR VEHICLE THEFT					
AUTOS	123	7	116	18	3
TRUCKS AND BUSES	60	4	56	11	1
OTHER VEHICLES	32	3	29	2	1
TOTAL	215	14	201	31	5
GRAND TOTAL	2748	68	2680	1020	58

PROPERTY STOLEN BY CLASSIFICATION

CLASSIFICATION OF OFFENSES	NUMBER ACTUAL OFFENSES	VALUE OF PROPERTY STOLEN
MURDER/NONNEG MANSLAUGHTER	7	
RAPE	87	\$ 20
ROBBERY		
HIGHWAY (STREET, ALLEYS, ETC.)	25	\$ 19,937
COMMERCIAL HOUSE	24	\$ 11,665
GAS OR SERVICE STATION	3	\$ 1
CONVENIENCE STORE	1	\$ 108
RESIDENCE	13	\$ 13,432
BANK	2	\$ 1,001
MISCELLANEOUS	4	\$ 10,323
TOTAL ROBBERY	72	\$ 56,467
BURGLARY		
RESIDENCE (DWELLING)		
NIGHT (6PM-6AM)	31	\$ 8,548
DAY (6AM-6PM)	32	\$ 41,311
UNKNOWN	54	\$ 101,952
NON-RESIDENCE (STORE ETC.)		
NIGHT (6PM-6AM)	38	\$ 60,821
DAY (6AM-6PM)	19	\$ 161,979
UNKNOWN	17	\$ 104,878
TOTAL BURGLARY	191	\$ 479,489
LARCENY-THEFT		
\$200 AND OVER	435	\$ 630,339
\$50 TO \$200	220	\$ 21,040
UNDER \$50	366	\$ 4,772
TOTAL	1021	\$ 656,151
6X. NATURE OF LARCENIES UNDER ITEM 6		
POCKET-PICKING	2	\$ 1,180
PURSE-SNATCHING	2	\$ 50
SHOPLIFTING	328	\$ 56,362
FROM MOTOR VEHICLE	197	\$ 170,407
MOTOR VEHICLE PARTS & ACCESSORIES	68	\$ 18,753
BICYCLES	20	\$ 17,015
FROM BUILDING(EX C&H)	211	\$ 177,886
FROM COIN-OP MACHINES	1	
ALL OTHER	192	\$ 214,498
TOTAL LARCENY	1021	\$ 656,151
MOTOR VEHICLE THEFT	201	\$ 1,471,013
STOLEN & RECOVERED LOCALLY	150	
STOLEN LOCALLY & RECOVERED OTHER	18	
TOTAL STOLEN OTHER & RECOVERED LOCAL	168	
STOLEN IN OTHER JURIS & RECOVERED LOCALLY	5	
TOTAL MOTOR VEHICLE THEFT	201	\$ 1,471,013
GRAND TOTAL	1579	\$ 2,663,140

PROPERTY BY TYPE AND VALUE

Type of Property (1)	Monetary Value of Property Stolen in Your Jurisdiction	
	STOLEN (2)	RECOVERED (3)
CURRENCY, NOTES, ETC.	\$ 117,851	\$ 6,877
JEWELRY & PRECIOUS METALS	\$ 167,575	\$ 34,978
CLOTHING AND FURS	\$ 77,612	\$ 4,975
LOCALLY STOLEN MOTOR VEHICLE	\$ 1,420,747	\$ 1,265,381
OFFICE EQUIPMENT	\$ 91,242	\$ 11,821
TV, RADIOS, CAMERAS, ETC.	\$ 35,155	\$ 1,021
FIREARMS	\$ 41,541	\$ 14,701
HOUSEHOLD GOODS	\$ 21,802	\$ 2,291
CONSUMABLE GOODS	\$ 42,541	\$ 3,085
LIVESTOCK		
MISCELLANEOUS	\$ 647,074	\$ 60,454
GRAND TOTAL	\$ 2,663,140	\$ 1,405,584

LAW ENFORCEMENT OFFICERS KILLED OR ASSAULTED

Type of activity	Total assaults by weapon	Type of Weapon				Type of Assignment							Officer assaults cleared
		Firearm	Knife or other cutting instrument	Other dangerous weapon	Hands, fists, feet, etc.	Two-officer vehicle	One-officer vehicle		Detective or special assign.		Other		
							Alone	Asst	Alone	Ast	Alone	Asst	
A	B	C	D	E	F	G	H	I	J	K	L	M	
1. Responding to disturbance calls (family quarrels, person with firearm, etc.)	42		3	3	36	2	4	36					39
2. Burglaries in progress or pursuing burglary suspects	1				1		1						1
3. Robberies in progress or pursuing robbery suspects	1				1		1						1
4. Attempting other arrests	13		3		10		1	12					12
5. Civil disorder (riot, mass disobedience, etc.)													
6. Handling, transporting, custody of prisoners	2				2			2					2
7. Investigating suspicious persons or circumstances	3			1	2			3					3
8. Ambush – no warning													
9. Mentally deranged	4				4	3		1					4
10. Traffic pursuits and stops	20			15	5	2	3	15					20
11. All other	2				2			2					2
12. TOTAL (1-11)	88		6	19	63	7	9	72					84
13. Number with person injury	17		2	1	14								
14. Number without personal injury	71		4	18	49								

15. Time of assaults	12 AM	2 AM	4 AM	6 AM	8 AM	10 AM	NOON	2 PM	4 PM	6 PM	8 PM	10 PM	UNK
	2	17	2	6	5	2	1	13	8	13	8	11	

AGE, SEX AND RACE OF PERSONS ARRESTED
18 Years of age and over

CLASSIFICATIONS OF OFFENSES	UCR	SEX	AGE														TOT	RACE						
			18	19	20	21	22	23	24	25-29	30-34	35-39	40-44	45-49	50-54	55-59		60-64	65 OV	WHT	BLK	IND	ASN	PAC
MURDER/NONNEG MANSLAUGHTER	01A	M					1					1	1	1					4	2	1		1	
		F																						
MANSLAUGHTER BY NEGLIGENCE	01B	M																						
		F																						
RAPE	02	M					1					1	1	1			1		5	1			4	
		F																						
ROBBERY	03	M			2	4				10	3	2		1	1				23	8	4	12	3	
		F								2	1	1							4					
AGGRAVATED ASSAULT	04	M	2	2	3	2	2	1	5	26	27	16	11	7	11	4	2	2	123	65	10	74	11	
		F		1	2		2	1	2	11	6	5	3	3		1			37					
BURGLARY	05	M					1		1	4	5	6	4			1			22	11	3	6	5	
		F								1		1	1						3					
LARCENY	06	M	2	1	2	2			1	14	19	13	11	2	6	6	3		82	85	4	33	2	
		F		1				4	2	8	15	4	4	2	1	1			42					
MOTOR VEHICLE THEFT	07	M	1	2		1				3	6	3	3	1					20	11	4	7	6	
		F								3	1	2	2						8					
OTHER ASSAULTS	08	M	1	5	7	8	8	3	13	61	58	29	21	11	16	18	7	3	269	138	20	232	7	1
		F	4	2	4	4	6	5	5	22	20	20	12	9	9	4	3		129					
ARSON	09	M								1									1	2			1	
		F									1		1						2					
FORGERY	10	M									2			1	1				4	3	1	2		
		F										2							2					
FRAUD	11	M			1					1		1				1			4	6			2	
		F					1				2			1					4					
EMBEZZLEMENT	12	M												1					1	4			3	
		F		1		1				2	1					1			6					
STOLEN PROPERTY	13	M		1						3	2								6	4	1	2		
		F						1											1					
VANDALISM	14	M	1	2	1	1		6	1	13	19	11	2	3	2	4	1	2	69	40	6	39	10	
		F			1				2	3	7	2	2	3	2	1	3		26					
WEAPONS	15	M	1		1			1	1	8	4			1	4		1		22	11	4	8	1	
		F						1					1						2					
PROSTITUTION AND COMMERCIALIZED VICE	16	M																						
		F																						
PROSTITUTION	16a	M																						
		F																						

AGE, SEX AND RACE OF PERSONS ARRESTED
18 Years of age and over

CLASSIFICATIONS OF OFFENSES	UCR	SEX	AGE													TOT	RACE							
			18	19	20	21	22	23	24	25-29	30-34	35-39	40-44	45-49	50-54		55-59	60-64	65 OV	WHT	BLK	IND	ASN	PAC
ASSISTING OR PROMOTING PROSTITUTION	16b	M																						
		F																						
PURCHASING PROSTITUTION	16c	M																						
		F																						
SEX OFFENSES	17	M								1	1	2	2				1	1	8	3		5		
		F																						
DRUG/SALE/MAN	180	M								1	1	4			3			9	11	1		1		
		F						1			2		1					4						
NARCOTICS	180a	M									1	1			2			4	4	1				
		F									1							1						
MARIJUANA	180b	M																						
		F																						
SYNTHETIC NARC	180c	M								1		2			1			4	5					
		F											1					1						
OTHER/NON-NARC	180d	M										1						1	2			1		
		F						1			1							2						
DRUG/POSSESSION	185	M	2	2	2	1			1	11	10	7		2	2	1		41	39	2	10	4		
		F	2	2					1	5	2	2						14						
NARCOTICS	185e	M				1				5	3	4		1				14	14	2	4			
		F							1	4		1						6						
MARIJUANA	185f	M	2	1	1						1				1			6	9		1			
		F	2	1								1						4						
SYNTHETIC NARC	185g	M							1	1	1	1				1		5	5		1	1		
		F		1						1								2						
OTHER/NON-NARC	185h	M		1	1					5	5	2		1	1			16	11		4	3		
		F									2							2						
GAMBLING	19	M																						
		F																						
BOOKMAKING	19a	M																						
		F																						
NUMBERS	19b	M																						
		F																						
OTHER GAMBLING	19c	M																						
		F																						
FAMILY/CHILD	20	M						1		1	2				1	1		6	4		9			
		F				1		1		1	2	1	1					7						

AGE, SEX AND RACE OF PERSONS ARRESTED
18 Years of age and over

CLASSIFICATIONS OF OFFENSES	UCR	SEX	AGE																	TOT	RACE				
			18	19	20	21	22	23	24	25-29	30-34	35-39	40-44	45-49	50-54	55-59	60-64	65 OV	WHT		BLK	IND	ASN	PAC	
DRIVING INFLUENCE	21	M	4	2	6	9	4	11	8	44	33	15	19	13	16	11	4	9	208	175	18	76	12		
		F	2	1	1	5	3	1	2	16	7	10	10	3	8	3	1		73						
LIQUOR LAWS	22	M									1							1			4	1			
		F		1			1		1			1						4							
DRUNKENNESS	23	M																							
		F																							
DISORDERLY CONDUCT	24	M		1	1	1			3	4	10	6	6	2	2	5	1	42	23	1	43				
		F	1						1	4	5	2	3	6	2	1		25							
VAGRANCY	25	M									2				1	1	3	7		3	4				
		F																							
ALL OTHER	26	M	7	5	13	13	15	15	10	77	103	93	55	35	30	22	17	10	520	385	53	324	23	1	
		F	3	2	4	7	8	6	10	74	50	31	26	25	10	8	2		266						
SUSPICION	27	M																							
		F																							
HUMAN TRAFFICKING/COMMERCIAL SEX ACTS	30	M																							
		F																							
HUMAN TRAFFICKING/INVOLUNTARY SERVITUDE	31	M																							
		F																							
TOTAL BY SEX		M	21	23	39	42	32	38	44	283	310	210	136	80	96	76	40	27	1497	1031	136	900	87	2	
		F	12	11	12	18	21	21	26	152	122	84	67	52	32	20	9		659						
GRAND TOTAL			33	34	51	60	53	59	70	435	432	294	203	132	128	96	49	27	2156	1031	136	900	87	2	

AGE, SEX AND RACE OF PERSONS ARRESTED
under 18 Years of age

CLASSIFICATIONS OF OFFENSES	UCR	SEX	AGE						TOT	RACE									
			Under 10	10-12	13-14	15	16	17		WHT	BLK	IND	ASN	PAC					
			MURDER/NONNEG MANSLAUGHTER	01A	M														
		F																	
MANSLAUGHTER BY NEGLIGENCE	01B	M																	
		F																	
RAPE	02	M		1	2	1			4	1	1	1	1						
		F																	
ROBBERY	03	M									1								
		F			1				1										
AGGRAVATED ASSAULT	04	M		1	2		4	1	8	2		5	1						
		F																	
BURGLARY	05	M					1		1			1							
		F																	
LARCENY	06	M			1	1	2		4	5		2							
		F			1		2		3										
MOTOR VEHICLE THEFT	07	M		2	1				3			4	2						
		F			2			1	3										
OTHER ASSAULTS	08	M		3	4	4	3		14	9		14	1						
		F			3		4	3	10										
ARSON	09	M																	
		F																	
FORGERY	10	M																	
		F																	
FRAUD	11	M			1		1		2	1	1								
		F																	
EMBEZZLEMENT	12	M																	
		F																	
STOLEN PROPERTY	13	M																	
		F																	
VANDALISM	14	M			3	2		1	6	6		4							
		F			3	1			4										
WEAPONS	15	M			1				1			1							
		F																	
PROSTITUTION	16	M																	
		F																	
PROSTITUTION	16a	M																	
		F																	

AGE, SEX AND RACE OF PERSONS ARRESTED
under 18 Years of age

CLASSIFICATIONS OF OFFENSES	UCR	SEX	AGE						TOT	RACE				
			Under 10	10-12	13-14	15	16	17		WHT	BLK	IND	ASN	PAC
ASSISTING OR PROMOTING PROSTITUTION	16b	M												
		F												
PURCHASING PROSTITUTION	16c	M												
		F												
SEX OFFENSES	17	M						1	1			1		
		F												
DRUG/SALE/MAN	180	M					1		1	1				
		F												
NARCOTICS	180a	M												
		F												
MARIJUANA	180b	M					1		1	1				
		F												
SYNTHETIC NARC	180c	M												
		F												
OTHER/NON-NARC	180d	M												
		F												
DRUG/POSSESSION	185	M			1		3	1	5	4		6	1	
		F		1	3	1		1	6					
NARCOTICS	185e	M										1		
		F			1				1					
MARIJUANA	185f	M			1		3	1	5	3		4	1	
		F		1	1	1			3					
SYNTHETIC NARC	185g	M												
		F												
OTHER/NON-NARC	185h	M								1		1		
		F			1			1	2					
GAMBLING	19	M												
		F												
BOOKMAKING	19a	M												
		F												
NUMBERS	19b	M												
		F												
OTHER GAMBLING	19c	M												
		F												
FAMILY/CHILD	20	M												
		F												

AGE, SEX AND RACE OF PERSONS ARRESTED
under 18 Years of age

CLASSIFICATIONS OF OFFENSES	UCR	SEX	AGE						TOT	RACE											
			Under 10	10-12	13-14	15	16	17		WHT	BLK	IND	ASN	PAC							
			DRIVING INFLUENCE	21	M																
		F																			
LIQUOR LAWS	22	M			1		2		3	2			3								
		F						2	2												
DRUNKENNESS	23	M																			
		F																			
DISORDERLY CONDUCT	24	M						1	1												
		F																			
VAGRANCY	25	M																			
		F																			
ALL OTHER	26	M		1	1			4	6	3	1		1	1							
		F																			
SUSPICION	27	M																			
		F																			
CURFEW	28	M																			
		F																			
RUN-AWAYS	29	M																			
		F																			
HUMAN TRAFFICKING/COMMERCIAL SEX ACTS	30	M																			
		F																			
HUMAN TRAFFICKING/INVOLUNTARY SERVITUDE	31	M																			
		F																			
TOTAL BY SEX		M		8	18	8	17	9	60	34	4	44	7								
		F		1	13	2	6	7	29												
GRAND TOTAL				9	31	10	23	16	89	34	4	44	7								

MONTHLY RETURN OF ARSON OFFENSES KNOWN TO LAW ENFORCEMENT

1 PROPERTY CLASSIFICATION	2 Offenses Reported or Known to Police (Include Unfounded and attempts)	3 Unfounded, i.e. False or Baseless Complaints	4 Number of Actual Offenses (Column 2 Minus Column 3) (Include Attempts)	5 Total Offenses Cleared by Arrest or Exceptional Means (Include Column 6)	6 Number of Clearances Involving Only Persons Under 18 Years of Age	7 Offenses Where Structures Uninhabited, Abandoned, or not Normally in Use	8 Estimated Value of Property Damage
STRUCTURAL							
A. Single Occupancy Residential: Houses, Townhouses, Duplexes, etc.	1		1			1	\$75,500
B. Other Residential: Apartments, Tenements, Flats, Hotels, Motels, Inns, Dormitories, Boarding Houses, etc.	2		2	1			\$251,001
C. Storage: Barns, Garages, Warehouses, etc.	1		1	1			
D. Industrial/Manufacturing:							
E. Other Commercial: Stores, Restaurants, Offices, etc.	1		1				
F. Community/Public: Churches, Jails, Schools, Colleges, Hospitals, etc.							
G. All Other Structure: Out Buildings, Monuments, Buildings Under Constructions, etc.							
TOTAL STRUCTURAL	5		5	2		1	\$326,501
MOBILE							
H. Motor Vehicles: Automobiles, Trucks, Buses, Motorcycles, etc. UCR Definition	2		2	1			\$5,000
I. Other Mobile Property: Trailers, Recreational Vehicles, Airplanes, Boats, etc.							
TOTAL MOBILE	2		2	1			\$5,000
OTHER							
J. TOTAL OTHER Crops, Timber, Fences, Signs, etc.	2		2	2			\$65
TOTAL OTHER	2		2	2			\$65
GRAND TOTAL	9		9	5		1	\$331,566

RETURN A - MONTHLY RETURN OF OFFENSES KNOWN TO POLICE

(1) Classification of Offense	(2) Offenses Reported	(3) Unfounded Offenses	(4) Actual Offenses	(5) Offenses Cleared	(6) Juveniles Only
CRIMINAL HOMICIDE					
MURDER/NONNEG MANSLAUGHTER					
MANSLAUGHTER BY NEGLIGENCE					
TOTAL					
RAPE					
RAPE					
ATTEMPTS TO COMMIT RAPE					
TOTAL					
ROBBERY					
FIREARM					
KNIFE/CUTTING INSTRUMENT					
OTHER DANGEROUS WEAPON					
STRONG-ARM (HANDS, FISTS)					
TOTAL					
ASSAULT					
FIREARM					
KNIFE OR CUTTING INSTRUMENT					
OTHER DANGEROUS WEAPON	1		1	1	
HANDS, FIST, FEET, AGGRAVATED	5		5	3	
OTHER ASSAULTS - SIMPLE	19		19	15	
TOTAL	25		25	19	
BURGLARY					
FORCIBLE ENTRY	4		4		
UNLAWFUL ENTRY - NO FORCE	3		3	3	
ATTEMPTED FORCIBLE ENTRY	1		1		
TOTAL	8		8	3	
LARCENY-THEFT					
THEFT (EX MOTOR VEHICLE)	94	11	83	16	1
TOTAL	94	11	83	16	1
MOTOR VEHICLE THEFT					
AUTOS	14	2	12	2	
TRUCKS AND BUSES	5	1	4		
OTHER VEHICLES					
TOTAL	19	3	16	2	
GRAND TOTAL	146	14	132	40	1

PROPERTY STOLEN BY CLASSIFICATION

CLASSIFICATION OF OFFENSES	NUMBER ACTUAL OFFENSES	VALUE OF PROPERTY STOLEN
MURDER/NONNEG MANSLAUGHTER		
RAPE		
ROBBERY		
HIGHWAY (STREET, ALLEYS, ETC.)		
COMMERCIAL HOUSE		
GAS OR SERVICE STATION		
CONVENIENCE STORE		
RESIDENCE		
BANK		
MISCELLANEOUS		
TOTAL ROBBERY		
BURGLARY		
RESIDENCE (DWELLING)		
NIGHT (6PM-6AM)		
DAY (6AM-6PM)	1	
UNKNOWN	2	\$ 8,000
NON-RESIDENCE (STORE ETC.)		
NIGHT (6PM-6AM)	2	\$ 449
DAY (6AM-6PM)	1	
UNKNOWN	2	\$ 1,270
TOTAL BURGLARY	8	\$ 9,719
LARCENY-THEFT		
\$200 AND OVER	62	\$ 101,234
\$50 TO \$200	9	\$ 923
UNDER \$50	12	\$ 278
TOTAL	83	\$ 102,435
6X. NATURE OF LARCENIES UNDER ITEM 6		
POCKET-PICKING	1	\$ 160
PURSE-SNATCHING		
SHOPLIFTING	2	\$ 64
FROM MOTOR VEHICLE	12	\$ 2,886
MOTOR VEHICLE PARTS & ACCESSORIES	6	\$ 4,625
BICYCLES		
FROM BUILDING(EX C&H)	57	\$ 92,991
FROM COIN-OP MACHINES		
ALL OTHER	5	\$ 1,709
TOTAL LARCENY	83	\$ 102,435
MOTOR VEHICLE THEFT	16	\$ 354,726
STOLEN & RECOVERED LOCALLY	24	
STOLEN LOCALLY & RECOVERED OTHER	6	
TOTAL STOLEN OTHER & RECOVERED LOCAL	30	
STOLEN IN OTHER JURIS & RECOVERED LOCALLY		
TOTAL MOTOR VEHICLE THEFT	16	\$ 354,726
GRAND TOTAL	107	\$ 466,880

PROPERTY BY TYPE AND VALUE

Type of Property (1)	Monetary Value of Property Stolen in Your Jurisdiction	
	STOLEN (2)	RECOVERED (3)
CURRENCY, NOTES, ETC.	\$ 3,316	\$ 1,114
JEWELRY & PRECIOUS METALS	\$ 695	\$ 600
CLOTHING AND FURS	\$ 27,167	\$ 588
LOCALLY STOLEN MOTOR VEHICLE	\$ 354,727	\$ 241,725
OFFICE EQUIPMENT	\$ 10,660	\$ 1,200
TV, RADIOS, CAMERAS, ETC.	\$ 2,050	
FIREARMS	\$ 4,348	\$ 500
HOUSEHOLD GOODS		
CONSUMABLE GOODS	\$ 2,725	
LIVESTOCK	\$ 150	
MISCELLANEOUS	\$ 61,042	\$ 14,298
GRAND TOTAL	\$ 466,880	\$ 260,025

LAW ENFORCEMENT OFFICERS KILLED OR ASSAULTED

Type of activity	Total assaults by weapon	Type of Weapon				Type of Assignment							Officer assaults cleared
		Firearm	Knife or other cutting instrument	Other dangerous weapon	Hands, fists, feet, etc.	Two-officer vehicle	One-officer vehicle		Detective or special assign.		Other		
							Alone	Asst	Alone	Ast	Alone	Asst	
A	B	C	D	E	F	G	H	I	J	K	L	M	
1. Responding to disturbance calls (family quarrels, person with firearm, etc.)													
2. Burglaries in progress or pursuing burglary suspects													
3. Robberies in progress or pursuing robbery suspects													
4. Attempting other arrests	1				1		1						1
5. Civil disorder (riot, mass disobedience, etc.)													
6. Handling, transporting, custody of prisoners													
7. Investigating suspicious persons or circumstances													
8. Ambush – no warning													
9. Mentally deranged													
10. Traffic pursuits and stops	1				1	1							1
11. All other													
12. TOTAL (1-11)	2				2	1	1						2
13. Number with person injury	1				1								
14. Number without personal injury	1				1								

15. Time of assaults	12 AM	2 AM	4 AM	6 AM	8 AM	10 AM	NOON	2 PM	4 PM	6 PM	8 PM	10 PM	UNK
					1					1			

AGE, SEX AND RACE OF PERSONS ARRESTED
18 Years of age and over

CLASSIFICATIONS OF OFFENSES	UCR	SEX	AGE													TOT	RACE							
			18	19	20	21	22	23	24	25-29	30-34	35-39	40-44	45-49	50-54		55-59	60-64	65 OV	WHT	BLK	IND	ASN	PAC
MURDER/NONNEG MANSLAUGHTER	01A	M																						
		F																						
MANSLAUGHTER BY NEGLIGENCE	01B	M																						
		F																						
RAPE	02	M																						
		F																						
ROBBERY	03	M																						
		F																						
AGGRAVATED ASSAULT	04	M					1							2					3	1	1	2		
		F							1										1					
BURGLARY	05	M							1						1		1		3	2		1		
		F																						
LARCENY	06	M						1	1	3	2	3			1	1			12	9	1	6		
		F							2		2								4					
MOTOR VEHICLE THEFT	07	M									1								1	3		1		
		F							3										3					
OTHER ASSAULTS	08	M							3	3	1	2				1			10	4	2	7	2	
		F							2	1	1	1							5					
ARSON	09	M																						
		F																						
FORGERY	10	M																						
		F																						
FRAUD	11	M								1	1			1		1			4	4		2	1	
		F							1	1			1						3					
EMBEZZLEMENT	12	M																						
		F																						
STOLEN PROPERTY	13	M									1								1	1				
		F																						
VANDALISM	14	M																						
		F																						
WEAPONS	15	M										1					1		2	1		1		
		F																						
PROSTITUTION AND COMMERCIALIZED VICE	16	M																						
		F																						
PROSTITUTION	16a	M																						
		F																						

AGE, SEX AND RACE OF PERSONS ARRESTED
18 Years of age and over

CLASSIFICATIONS OF OFFENSES	UCR	SEX	AGE													TOT	RACE								
			18	19	20	21	22	23	24	25-29	30-34	35-39	40-44	45-49	50-54		55-59	60-64	65 OV	WHT	BLK	IND	ASN	PAC	
ASSISTING OR PROMOTING PROSTITUTION	16b	M																							
		F																							
PURCHASING PROSTITUTION	16c	M																							
		F																							
SEX OFFENSES	17	M																							
		F																							
DRUG/SALE/MAN	180	M																							
		F								1											1				
NARCOTICS	180a	M																							
		F																							
MARIJUANA	180b	M																							
		F																							
SYNTHETIC NARC	180c	M																							
		F								1											1				
OTHER/NON-NARC	180d	M																							
		F																							
DRUG/POSSESSION	185	M	2	5	1				1	4	2	6	4	4	3		2	3			37	22	5	20	3
		F	1			2			1	4	3	2									13				
NARCOTICS	185e	M							4	2	3	1	2	3						15	13	3	7		
		F				2			1	2	1	2								8					
MARIJUANA	185f	M	2	5	1				1			3	2	1			2	3		20	8	2	13	2	
		F	1							2	2									5					
SYNTHETIC NARC	185g	M											1	1					2	1			1		
		F																							
OTHER/NON-NARC	185h	M																							
		F																							
GAMBLING	19	M																							
		F																							
BOOKMAKING	19a	M																							
		F																							
NUMBERS	19b	M																							
		F																							
OTHER GAMBLING	19c	M																							
		F																							
FAMILY/CHILD	20	M								1	1					1	1			4	1		9		
		F								1			1	1		1				6					

AGE, SEX AND RACE OF PERSONS ARRESTED
18 Years of age and over

CLASSIFICATIONS OF OFFENSES	UCR	SEX	AGE														TOT	RACE						
			18	19	20	21	22	23	24	25-29	30-34	35-39	40-44	45-49	50-54	55-59		60-64	65 OV	WHT	BLK	IND	ASN	PAC
DRIVING INFLUENCE	21	M	1	1	2	1	1			6	2	2	4	1	1	4	3		29	22	6	9	1	
		F		1					1	5		1			1				9					
LIQUOR LAWS	22	M			3														3	2	1	1		
		F	1																1					
DRUNKENNESS	23	M																				1		
		F			1														1					
DISORDERLY CONDUCT	24	M																						
		F																						
VAGRANCY	25	M					1			1	3	4	3	4	5	6	8		35	18	4	20	1	
		F							1	2	1	1	2		1				8					
ALL OTHER	26	M	1		1			1			3	4	2		3	1			16	10	1	12		
		F				1			1	1		1		2	1				7					
SUSPICION	27	M																						
		F																						
HUMAN TRAFFICKING/COMMERCIAL SEX ACTS	30	M																						
		F																						
HUMAN TRAFFICKING/INVOLUNTARY SERVITUDE	31	M																						
		F																						
TOTAL BY SEX		M	4	6	7	1	3	1	2	18	19	21	18	12	15	16	14	3	160	100	22	92	8	
		F	2	1	1	3	1		3	23	7	8	5	2	4	2			62					
GRAND TOTAL			6	7	8	4	4	1	5	41	26	29	23	14	19	18	14	3	222	100	22	92	8	

AGE, SEX AND RACE OF PERSONS ARRESTED
under 18 Years of age

CLASSIFICATIONS OF OFFENSES	UCR	SEX	AGE						TOT	RACE					
			Under 10	10-12	13-14	15	16	17		WHT	BLK	IND	ASN	PAC	
MURDER/NONNEG MANSLAUGHTER	01A	M													
		F													
MANSLAUGHTER BY NEGLIGENCE	01B	M													
		F													
RAPE	02	M													
		F													
ROBBERY	03	M													
		F													
AGGRAVATED ASSAULT	04	M													
		F													
BURGLARY	05	M													
		F													
LARCENY	06	M					1		1	1					
		F													
MOTOR VEHICLE THEFT	07	M													
		F													
OTHER ASSAULTS	08	M													
		F													
ARSON	09	M													
		F													
FORGERY	10	M													
		F													
FRAUD	11	M													
		F													
EMBEZZLEMENT	12	M													
		F													
STOLEN PROPERTY	13	M													
		F													
VANDALISM	14	M													
		F													
WEAPONS	15	M													
		F													
PROSTITUTION	16	M													
		F													
PROSTITUTION	16a	M													
		F													

AGE, SEX AND RACE OF PERSONS ARRESTED
under 18 Years of age

CLASSIFICATIONS OF OFFENSES	UCR	SEX	AGE							TOT	RACE				
			Under 10	10-12	13-14	15	16	17	WHT		BLK	IND	ASN	PAC	
ASSISTING OR PROMOTING PROSTITUTION	16b	M													
		F													
PURCHASING PROSTITUTION	16c	M													
		F													
SEX OFFENSES	17	M													
		F													
DRUG/SALE/MAN	180	M													
		F													
NARCOTICS	180a	M													
		F													
MARIJUANA	180b	M													
		F													
SYNTHETIC NARC	180c	M													
		F													
OTHER/NON-NARC	180d	M													
		F													
DRUG/POSSESSION	185	M					1	2	3	2		1			
		F													
NARCOTICS	185e	M													
		F													
MARIJUANA	185f	M					1	2	3	2		1			
		F													
SYNTHETIC NARC	185g	M													
		F													
OTHER/NON-NARC	185h	M													
		F													
GAMBLING	19	M													
		F													
BOOKMAKING	19a	M													
		F													
NUMBERS	19b	M													
		F													
OTHER GAMBLING	19c	M													
		F													
FAMILY/CHILD	20	M													
		F													

AGE, SEX AND RACE OF PERSONS ARRESTED
under 18 Years of age

CLASSIFICATIONS OF OFFENSES	UCR	SEX	AGE							TOT	RACE				
			Under 10	10-12	13-14	15	16	17	WHT		BLK	IND	ASN	PAC	
			DRIVING INFLUENCE	21	M							1	1		
		F													
LIQUOR LAWS	22	M													
		F													
DRUNKENNESS	23	M													
		F													
DISORDERLY CONDUCT	24	M													
		F													
VAGRANCY	25	M													
		F													
ALL OTHER	26	M													
		F													
SUSPICION	27	M													
		F													
CURFEW	28	M													
		F													
RUN-AWAYS	29	M													
		F													
HUMAN TRAFFICKING/COMMERCIAL SEX ACTS	30	M													
		F													
HUMAN TRAFFICKING/INVOLUNTARY SERVITUDE	31	M													
		F													
TOTAL BY SEX		M					2	3	5	3		2			
		F													
GRAND TOTAL							2	3	5	3		2			

RETURN A - MONTHLY RETURN OF OFFENSES KNOWN TO POLICE

(1) Classification of Offense	(2) Offenses Reported	(3) Unfounded Offenses	(4) Actual Offenses	(5) Offenses Cleared	(6) Juveniles Only
CRIMINAL HOMICIDE					
MURDER/NONNEG MANSLAUGHTER	34	2	32	21	1
MANSLAUGHTER BY NEGLIGENCE	3		3	3	
TOTAL	37	2	35	24	1
RAPE					
RAPE	513	6	507	56	6
ATTEMPTS TO COMMIT RAPE	33		33	6	2
TOTAL	546	6	540	62	8
ROBBERY					
FIREARM	124		124	20	1
KNIFE/CUTTING INSTRUMENT	74		74	31	1
OTHER DANGEROUS WEAPON	97	1	96	34	1
STRONG-ARM (HANDS, FISTS)	327		327	111	5
TOTAL	622	1	621	196	8
ASSAULT					
FIREARM	474		474	193	8
KNIFE OR CUTTING INSTRUMENT	435		435	307	14
OTHER DANGEROUS WEAPON	816		816	511	32
HANDS, FIST, FEET, AGGRAVATED	663		663	452	27
OTHER ASSAULTS - SIMPLE	4057	2	4055	2419	231
TOTAL	6445	2	6443	3882	312
BURGLARY					
FORCIBLE ENTRY	1032		1032	126	7
UNLAWFUL ENTRY - NO FORCE	559	2	557	154	7
ATTEMPTED FORCIBLE ENTRY	103		103	8	
TOTAL	1694	2	1692	288	14
LARCENY-THEFT					
THEFT (EX MOTOR VEHICLE)	9069	31	9038	1124	48
TOTAL	9069	31	9038	1124	48
MOTOR VEHICLE THEFT					
AUTOS	1042	36	1006	176	4
TRUCKS AND BUSES	470	15	455	84	3
OTHER VEHICLES	70		70	8	1
TOTAL	1582	51	1531	268	8
GRAND TOTAL	19995	95	19900	5844	399

PROPERTY STOLEN BY CLASSIFICATION

CLASSIFICATION OF OFFENSES	NUMBER ACTUAL OFFENSES	VALUE OF PROPERTY STOLEN
MURDER/NONNEG MANSLAUGHTER	32	
RAPE	540	\$ 1,082
ROBBERY		
HIGHWAY (STREET, ALLEYS, ETC.)	256	\$ 309,868
COMMERCIAL HOUSE	150	\$ 42,207
GAS OR SERVICE STATION	31	\$ 2,279
CONVENIENCE STORE	20	\$ 496
RESIDENCE	64	\$ 201,110
BANK	7	\$ 7,335
MISCELLANEOUS	93	\$ 18,106
TOTAL ROBBERY	621	\$ 581,401
BURGLARY		
RESIDENCE (DWELLING)		
NIGHT (6PM-6AM)	217	\$ 390,810
DAY (6AM-6PM)	337	\$ 1,375,896
UNKNOWN	485	\$ 1,939,077
NON-RESIDENCE (STORE ETC.)		
NIGHT (6PM-6AM)	256	\$ 430,284
DAY (6AM-6PM)	189	\$ 295,327
UNKNOWN	208	\$ 1,038,425
TOTAL BURGLARY	1692	\$ 5,469,819
LARCENY-THEFT		
\$200 AND OVER	3553	\$ 6,822,742
\$50 TO \$200	1854	\$ 181,135
UNDER \$50	3631	\$ 55,940
TOTAL	9038	\$ 7,059,817
6X. NATURE OF LARCENIES UNDER ITEM 6		
POCKET-PICKING	37	\$ 18,555
PURSE-SNATCHING	2	\$ 275
SHOPLIFTING	3281	\$ 407,932
FROM MOTOR VEHICLE	2517	\$ 2,509,897
MOTOR VEHICLE PARTS & ACCESSORIES	485	\$ 170,939
BICYCLES	395	\$ 316,468
FROM BUILDING(EX C&H)	1084	\$ 1,853,799
FROM COIN-OP MACHINES	10	\$ 56
ALL OTHER	1227	\$ 1,781,896
TOTAL LARCENY	9038	\$ 7,059,817
MOTOR VEHICLE THEFT	1531	\$ 12,952,511
STOLEN & RECOVERED LOCALLY	1384	
STOLEN LOCALLY & RECOVERED OTHER	186	
TOTAL STOLEN OTHER & RECOVERED LOCAL	1570	
STOLEN IN OTHER JURIS & RECOVERED LOCALLY	42	
TOTAL MOTOR VEHICLE THEFT	1531	\$ 12,952,511
GRAND TOTAL	13454	\$ 26,064,630

PROPERTY BY TYPE AND VALUE

Type of Property (1)	Monetary Value of Property Stolen in Your Jurisdiction	
	STOLEN (2)	RECOVERED (3)
CURRENCY, NOTES, ETC.	\$ 1,532,147	\$ 8,009
JEWELRY & PRECIOUS METALS	\$ 2,314,527	\$ 105,460
CLOTHING AND FURS	\$ 944,571	\$ 46,526
LOCALLY STOLEN MOTOR VEHICLE	\$ 13,262,685	\$ 12,593,213
OFFICE EQUIPMENT	\$ 1,127,410	\$ 71,709
TV, RADIOS, CAMERAS, ETC.	\$ 580,566	\$ 30,846
FIREARMS	\$ 383,159	\$ 80,085
HOUSEHOLD GOODS	\$ 252,250	\$ 7,760
CONSUMABLE GOODS	\$ 260,066	\$ 29,155
LIVESTOCK		
MISCELLANEOUS	\$ 5,407,249	\$ 572,756
GRAND TOTAL	\$ 26,064,630	\$ 13,545,519

LAW ENFORCEMENT OFFICERS KILLED OR ASSAULTED

Type of activity	Total assaults by weapon	Type of Weapon				Type of Assignment							Officer assaults cleared
		Firearm	Knife or other cutting instrument	Other dangerous weapon	Hands, fists, feet, etc.	Two-officer vehicle	One-officer vehicle		Detective or special assign.		Other		
							Alone	Asst	Alone	Ast	Alone	Asst	
A	B	C	D	E	F	G	H	I	J	K	L	M	
1. Responding to disturbance calls (family quarrels, person with firearm, etc.)	155	12	5	11	127	10	6	137	1	1			155
2. Burglaries in progress or pursuing burglary suspects	4				4			3	1				4
3. Robberies in progress or pursuing robbery suspects	7	1		5	1			7					7
4. Attempting other arrests	88	3	8	11	66	7	7	69		5			88
5. Civil disorder (riot, mass disobedience, etc.)													
6. Handling, transporting, custody of prisoners	69				69	1	7	61					69
7. Investigating suspicious persons or circumstances	49	11		8	30	5		44					48
8. Ambush – no warning	2	2						2					2
9. Mentally deranged	22				22	3		19					22
10. Traffic pursuits and stops	40	3		32	5	3	1	32		4			40
11. All other	17			1	16	1	1	12	1		1	1	15
12. TOTAL (1-11)	453	32	13	68	340	30	22	386	3	10	1	1	450
13. Number with person injury	56		1	7	48								
14. Number without personal injury	397	32	12	61	292								
15. Time of assaults	12 AM	2 AM	4 AM	6 AM	8 AM	10 AM	NOON	2 PM	4 PM	6 PM	8 PM	10 PM	UNK
	61	67	39	11	24	10	26	43	44	37	54	37	

AGE, SEX AND RACE OF PERSONS ARRESTED
18 Years of age and over

CLASSIFICATIONS OF OFFENSES	UCR	SEX	AGE														TOT	RACE						
			18	19	20	21	22	23	24	25-29	30-34	35-39	40-44	45-49	50-54	55-59		60-64	65 OV	WHT	BLK	IND	ASN	PAC
MURDER/NONNEG MANSLAUGHTER	01A	M	1	2						4	3		2	1	1				14	6	1	6	3	
		F	1						1											2				
MANSLAUGHTER BY NEGLIGENCE	01B	M					1				1								2	1			2	
		F								1										1				
RAPE	02	M		1	1		2	2	3	7	4	5	2	5		4			36	14	8	14	2	
		F				1				1										2				
ROBBERY	03	M	2	2	2	5	5	4	3	37	27	17	11	4	3	1	1	1	125	76	33	67	13	
		F	3	3	2	3	1	2	2	15	17	10	4	2						64				
AGGRAVATED ASSAULT	04	M	12	19	17	20	26	23	29	158	136	116	74	55	48	25	17	15	790	401	154	431	95	
		F	3	7	10	13	12	10	7	50	62	37	29	22	11	9	1	8	291					
BURGLARY	05	M	5	3	4	2	5	2	8	38	51	35	21	14	6	4	5		203	136	35	79	18	
		F	1			2	5	1	5	10	14	14	1	6	3	1	2		65					
LARCENY	06	M	3	8	14	12	7	14	17	100	104	113	71	36	31	20	17	3	570	456	93	344	41	
		F	5	6	9	7	12	10	11	86	82	60	36	15	12	6	5	2	364					
MOTOR VEHICLE THEFT	07	M	9	7	4	11	4	2	6	43	37	38	15	1	5	4	1		187	124	39	68	33	
		F	4	3	6	1	1	6	2	21	10	15	3	3	2					77				
OTHER ASSAULTS	08	M	15	21	26	35	22	32	36	217	175	144	106	74	55	60	39	18	1075	631	229	745	126	
		F	7	14	19	28	26	27	26	133	93	105	67	35	42	12	11	11	656					
ARSON	09	M								3	1				1		1		6	3	3	7	2	
		F							1		5	1		1	1					9				
FORGERY	10	M	1	2	1	2	1			4	11	4	3	5	3			1	38	29	10	12	5	
		F					1		1	3	3	2	3	1		2	2			18				
FRAUD	11	M	1		1	1		1		7	5	3	7	1	1	3	2	1	34	31	11	21	2	
		F	1				1	2		5	11	5	4	2						31				
EMBEZZLEMENT	12	M	1		2	1	1	1		4	1			1		1			13	21	3	4	4	
		F		1		2		1	2	3	5	1			3	1				19				
STOLEN PROPERTY	13	M				1	1	1	2	10	13	15	5	8	1	1			58	38	10	19	8	
		F				1	1	3	1	3	2	6								17				
VANDALISM	14	M	12	16	10	14	9	13	11	108	72	52	34	30	15	22	4	3	425	261	77	257	58	
		F	2	5	11	7	5	11	5	58	39	36	11	11	12	7	6	2	228					
WEAPONS	15	M	1	2	5	3	2	3	7	25	18	19	7	3	3	4	3		105	61	22	15	18	
		F						1	1	4	3		1			1				11				
PROSTITUTION AND COMMERCIALIZED VICE	16	M								2						2			4	2		2	1	
		F												1						1				
PROSTITUTION	16a	M								2						1			3	2		1	1	
		F												1						1				

AGE, SEX AND RACE OF PERSONS ARRESTED
18 Years of age and over

CLASSIFICATIONS OF OFFENSES	UCR	SEX	AGE														TOT	RACE						
			18	19	20	21	22	23	24	25-29	30-34	35-39	40-44	45-49	50-54	55-59		60-64	65 OV	WHT	BLK	IND	ASN	PAC
ASSISTING OR PROMOTING PROSTITUTION	16b	M																						
		F																						
PURCHASING PROSTITUTION	16c	M																1			1			
		F																						
SEX OFFENSES	17	M			1	2			1	18	20	22	18	19	15	13	20	4	153	41	12	104	3	
		F							1	2	3		1						7					
DRUG/SALE/MAN	180	M		2			2			7	8	2	3	1	2	1		28	14	12	7	1		
		F							1		3	1	1						6					
NARCOTICS	180a	M		2			1			4	5	1	3		1	1		18	10	8	3			
		F							1		2								3					
MARIJUANA	180b	M							1		1							2	1	1				
		F																						
SYNTHETIC NARC	180c	M																						
		F																						
OTHER/NON-NARC	180d	M					1			2	3			1	1			8	3	3	4	1		
		F									1	1	1						3					
DRUG/POSSESSION	185	M	9	7	4	3	2	3	5	49	45	29	15	13	9	7	3	3	206	146	45	59	22	
		F	1			3	1		5	19	14	17	2	2	2				66					
NARCOTICS	185e	M		1		2		2	1	18	24	12	4	3	2	1	2		72	60	19	21	4	
		F							4	13	7	7	1						32					
MARIJUANA	185f	M	7	4	1					1								13	9	3	1	2		
		F	1									1							2					
SYNTHETIC NARC	185g	M	1							3	2	1			1			8	9		2			
		F								1				1	1				3					
OTHER/NON-NARC	185h	M	1	2	3	1	2	1	4	27	19	16	11	10	6	6	1	3	113	68	23	35	16	
		F				3	1		1	5	7	9		1	2				29					
GAMBLING	19	M																						
		F																						
BOOKMAKING	19a	M																						
		F																						
NUMBERS	19b	M																						
		F																						
OTHER GAMBLING	19c	M																						
		F																						
FAMILY/CHILD	20	M			2	1		1	1	10	9	6	6	2			2		40	33	5	92	6	
		F		1	3	4		5	3	21	29	20	3	1	4	1	1		96					

AGE, SEX AND RACE OF PERSONS ARRESTED
18 Years of age and over

CLASSIFICATIONS OF OFFENSES	UCR	SEX	AGE															TOT	RACE					
			18	19	20	21	22	23	24	25	30	35	40	45	50	55	60		65	WHT	BLK	IND	ASN	PAC
			29	34	39	44	49	54	59	64	OV													
DRIVING INFLUENCE	21	M	10	20	19	36	34	47	41	207	155	104	84	70	50	38	22	18	955	757	163	298	104	
		F	4	9	11	14	18	16	16	89	58	40	31	24	14	10	9	4	367					
LIQUOR LAWS	22	M	1	1		1				2	3							8	8	2	3	1		
		F	1	2	2					1									6					
DRUNKENNESS	23	M														1		1			2			
		F									1								1					
DISORDERLY CONDUCT	24	M	2	1	7	11	8	3	7	47	32	33	14	11	16	11	7	1	211	80	35	190	13	
		F		4	4	4	2	3	2	18	25	12	11	12	5	2	2	1	107					
VAGRANCY	25	M																						
		F																						
ALL OTHER	26	M	46	58	63	65	82	85	123	666	634	569	332	264	214	175	113	46	3535	2348	645	1861	325	
		F	19	25	44	60	42	53	66	375	336	239	152	86	73	44	24	6	1644					
SUSPICION	27	M																						
		F																						
HUMAN TRAFFICKING/COMMERCIAL SEX ACTS	30	M																						
		F																						
HUMAN TRAFFICKING/INVOLUNTARY SERVITUDE	31	M																						
		F																						
TOTAL BY SEX		M	131	172	183	226	214	237	300	1773	1565	1326	830	618	479	397	257	114	8822	5718	1647	4707	906	
		F	52	80	121	150	128	151	158	917	814	624	359	225	184	96	63	34	4156					
GRAND TOTAL			183	252	304	376	342	388	458	2690	2379	1950	1189	843	663	493	320	148	12978	5718	1647	4707	906	

AGE, SEX AND RACE OF PERSONS ARRESTED
under 18 Years of age

CLASSIFICATIONS OF OFFENSES	UCR	SEX	AGE						TOT	RACE				
			Under 10	10-12	13-14	15	16	17		WHT	BLK	IND	ASN	PAC
MURDER/NONNEG MANSLAUGHTER	01A	M		1		1	1		3	2	1	1		
		F				1			1					
MANSLAUGHTER BY NEGLIGENCE	01B	M												
		F												
RAPE	02	M		1	3	2		1	7	4	1	1	1	
		F												
ROBBERY	03	M		1	1	3	3	4	12	5	5	2	2	
		F			1	1			2					
AGGRAVATED ASSAULT	04	M	1	9	11	9	13	9	52	27	9	22	7	
		F		3	5	1	2	2	13					
BURGLARY	05	M	3	1	13	8	3	2	30	10	2	15	7	
		F	1		2	1			4					
LARCENY	06	M		8	11	5	2	4	30	24	13	17	4	
		F		4	9	6	4	5	28					
MOTOR VEHICLE THEFT	07	M		1	2	1	1	1	6	2	1	3	4	
		F			2		1	1	4					
OTHER ASSAULTS	08	M	1	20	49	8	9	20	107	64	37	52	22	
		F	1	9	19	13	16	10	68					
ARSON	09	M		1	2		1		4	1		3	1	
		F		1					1					
FORGERY	10	M			1	1			2	1		1		
		F												
FRAUD	11	M										1		
		F			1				1					
EMBEZZLEMENT	12	M					1		1	1				
		F												
STOLEN PROPERTY	13	M			1	2			3	1		2		
		F												
VANDALISM	14	M		8	12	12	7	9	48	37	8	11	2	
		F		2	2	3	3		10					
WEAPONS	15	M	1		4	1	4	1	11	3	1	3	4	
		F												
PROSTITUTION	16	M												
		F												
PROSTITUTION	16a	M												
		F												

AGE, SEX AND RACE OF PERSONS ARRESTED
under 18 Years of age

CLASSIFICATIONS OF OFFENSES	UCR	SEX	AGE						TOT	RACE									
			Under 10	10-12	13-14	15	16	17		WHT	BLK	IND	ASN	PAC					
			ASSISTING OR PROMOTING PROSTITUTION	16b	M														
		F																	
PURCHASING PROSTITUTION	16c	M																	
		F																	
SEX OFFENSES	17	M			4		2	1	7	4	2	1							
		F																	
DRUG/SALE/MAN	180	M			3			1	4	5			1						
		F			1		1		2										
NARCOTICS	180a	M											1						
		F					1		1										
MARIJUANA	180b	M			1			1	2	3									
		F			1				1										
SYNTHETIC NARC	180c	M																	
		F																	
OTHER/NON-NARC	180d	M			2				2	2									
		F																	
DRUG/POSSESSION	185	M		3	16	9	12	13	53	50	10	16	8						
		F		3	15	7	3	3	31										
NARCOTICS	185e	M				1			1	1		1							
		F					1		1										
MARIJUANA	185f	M		3	16	8	10	13	50	48	10	14	8						
		F		3	15	7	2	3	30										
SYNTHETIC NARC	185g	M					1		1	1									
		F																	
OTHER/NON-NARC	185h	M					1		1			1							
		F																	
GAMBLING	19	M																	
		F																	
BOOKMAKING	19a	M																	
		F																	
NUMBERS	19b	M																	
		F																	
OTHER GAMBLING	19c	M																	
		F																	
FAMILY/CHILD	20	M																	
		F																	

AGE, SEX AND RACE OF PERSONS ARRESTED
under 18 Years of age

CLASSIFICATIONS OF OFFENSES	UCR	SEX	AGE							TOT	RACE				
			Under 10	10-12	13-14	15	16	17	WHT		BLK	IND	ASN	PAC	
			DRIVING INFLUENCE	21	M			1			5	3	9	4	1
		F			1				1						
LIQUOR LAWS	22	M			1	1			2	2		2			
		F				1		1	2						
DRUNKENNESS	23	M													
		F													
DISORDERLY CONDUCT	24	M			2	1		1	4			2	3		
		F						1	1						
VAGRANCY	25	M													
		F													
ALL OTHER	26	M		7	12	23	14	28	84	38	21	39	15		
		F			4	4	12	9	29						
SUSPICION	27	M													
		F													
CURFEW	28	M													
		F													
RUN-AWAYS	29	M													
		F													
HUMAN TRAFFICKING/COMMERCIAL SEX ACTS	30	M													
		F													
HUMAN TRAFFICKING/INVOLUNTARY SERVITUDE	31	M													
		F													
TOTAL BY SEX		M	6	61	149	87	78	98	479	285	112	200	80		
		F	2	22	62	38	42	32	198						
GRAND TOTAL			8	83	211	125	120	130	677	285	112	200	80		

MONTHLY RETURN OF ARSON OFFENSES KNOWN TO LAW ENFORCEMENT

1 PROPERTY CLASSIFICATION	2 Offenses Reported or Known to Police (Include Unfounded and attempts)	3 Unfounded, i.e. False or Baseless Complaints	4 Number of Actual Offenses (Column 2 Minus Column 3) (Include Attempts)	5 Total Offenses Cleared by Arrest or Exceptional Means (Include Column 6)	6 Number of Clearances Involving Only Persons Under 18 Years of Age	7 Offenses Where Structures Uninhabited, Abandoned, or not Normally in Use	8 Estimated Value of Property Damage
STRUCTURAL							
A. Single Occupancy Residential: Houses, Townhouses, Duplexes, etc.	6		6	4			\$116,150
B. Other Residential: Apartments, Tenements, Flats, Hotels, Motels, Inns, Dormitories, Boarding Houses, etc.	17		17	10	1		\$268,714
C. Storage: Barns, Garages, Warehouses, etc.	4		4			4	\$81,502
D. Industrial/Manufacturing:							
E. Other Commercial: Stores, Restaurants, Offices, etc.	10		10	1		8	\$597,401
F. Community/Public: Churches, Jails, Schools, Colleges, Hospitals, etc.	4		4	1	1	2	\$10,351
G. All Other Structure: Out Buildings, Monuments, Buildings Under Constructions, etc.	1		1			1	\$10,000,000
TOTAL STRUCTURAL	42		42	16	2	15	\$11,074,118
MOBILE							
H. Motor Vehicles: Automobiles, Trucks, Buses, Motorcycles, etc. UCR Definition	20		20	3			\$106,046
I. Other Mobile Property: Trailers, Recreational Vehicles, Airplanes, Boats, etc.	7		7	1			\$111,551
TOTAL MOBILE	27		27	4			\$217,597
OTHER							
J. TOTAL OTHER Crops, Timber, Fences, Signs, etc.	24		24	8	3		\$159,398
TOTAL OTHER	24		24	8	3		\$159,398
GRAND TOTAL	93		93	28	5	15	\$11,451,113

HUMAN TRAFFICKING OFFENSES

(1) Human Trafficking Classification	(2) Offenses Reported	(3) Unfounded Offenses	(4) Actual Offenses	(5) Offenses Cleared	(6) Juveniles Only
Commercial Sex Acts	4		4		
Involuntary Servitude					
GRAND TOTAL	4		4		

RETURN A - MONTHLY RETURN OF OFFENSES KNOWN TO POLICE

(1) Classification of Offense	(2) Offenses Reported	(3) Unfounded Offenses	(4) Actual Offenses	(5) Offenses Cleared	(6) Juveniles Only
CRIMINAL HOMICIDE					
MURDER/NONNEG MANSLAUGHTER	23		23	19	
MANSLAUGHTER BY NEGLIGENCE	1		1	1	
TOTAL	24		24	20	
RAPE					
RAPE	306	33	273	96	24
ATTEMPTS TO COMMIT RAPE	15		15	4	
TOTAL	321	33	288	100	24
ROBBERY					
FIREARM	21		21	12	1
KNIFE/CUTTING INSTRUMENT	3		3	3	
OTHER DANGEROUS WEAPON	5		5	2	
STRONG-ARM (HANDS, FISTS)	37	1	36	27	1
TOTAL	66	1	65	44	2
ASSAULT					
FIREARM	280	4	276	190	13
KNIFE OR CUTTING INSTRUMENT	180	1	179	144	11
OTHER DANGEROUS WEAPON	326	1	325	238	16
HANDS, FIST, FEET, AGGRAVATED	225	2	223	157	8
OTHER ASSAULTS - SIMPLE	2655	39	2616	1918	164
TOTAL	3666	47	3619	2647	212
BURGLARY					
FORCIBLE ENTRY	711	2	709	125	30
UNLAWFUL ENTRY - NO FORCE	339	4	335	53	8
ATTEMPTED FORCIBLE ENTRY	30	1	29	10	2
TOTAL	1080	7	1073	188	40
LARCENY-THEFT					
THEFT (EX MOTOR VEHICLE)	1465	19	1446	383	22
TOTAL	1465	19	1446	383	22
MOTOR VEHICLE THEFT					
AUTOS	149	6	143	31	3
TRUCKS AND BUSES	108	1	107	20	1
OTHER VEHICLES	218	2	216	35	19
TOTAL	475	9	466	86	23
GRAND TOTAL	7097	116	6981	3468	323

PROPERTY STOLEN BY CLASSIFICATION

CLASSIFICATION OF OFFENSES	NUMBER ACTUAL OFFENSES	VALUE OF PROPERTY STOLEN
MURDER/NONNEG MANSLAUGHTER	23	
RAPE	288	
ROBBERY		
HIGHWAY (STREET, ALLEYS, ETC.)	15	\$ 1,300
COMMERCIAL HOUSE	5	\$ 1,100
GAS OR SERVICE STATION	3	\$ 9,100
CONVENIENCE STORE	4	
RESIDENCE	37	\$ 3,909
BANK		
MISCELLANEOUS	1	\$ 2,480
TOTAL ROBBERY	65	\$ 17,889
BURGLARY		
RESIDENCE (DWELLING)		
NIGHT (6PM-6AM)	124	\$ 113,011
DAY (6AM-6PM)	117	\$ 152,347
UNKNOWN	486	\$ 650,931
NON-RESIDENCE (STORE ETC.)		
NIGHT (6PM-6AM)	172	\$ 218,536
DAY (6AM-6PM)	24	\$ 19,861
UNKNOWN	150	\$ 180,581
TOTAL BURGLARY	1073	\$ 1,335,267
LARCENY-THEFT		
\$200 AND OVER	820	\$ 1,642,105
\$50 TO \$200	216	\$ 18,324
UNDER \$50	410	\$ 6,529
TOTAL	1446	\$ 1,666,958
6X. NATURE OF LARCENIES UNDER ITEM 6		
POCKET-PICKING		
PURSE-SNATCHING		
SHOPLIFTING	108	\$ 9,246
FROM MOTOR VEHICLE	308	\$ 236,344
MOTOR VEHICLE PARTS & ACCESSORIES	133	\$ 46,361
BICYCLES	39	\$ 25,097
FROM BUILDING(EX C&H)	267	\$ 307,749
FROM COIN-OP MACHINES	5	\$ 1,771
ALL OTHER	586	\$ 1,040,390
TOTAL LARCENY	1446	\$ 1,666,958
MOTOR VEHICLE THEFT	466	\$ 669,267
STOLEN & RECOVERED LOCALLY	275	
STOLEN LOCALLY & RECOVERED OTHER	33	
TOTAL STOLEN OTHER & RECOVERED LOCAL	308	
STOLEN IN OTHER JURIS & RECOVERED LOCALLY	21	
TOTAL MOTOR VEHICLE THEFT	466	\$ 669,267
GRAND TOTAL	3361	\$ 3,689,381

PROPERTY BY TYPE AND VALUE

Type of Property (1)	Monetary Value of Property Stolen in Your Jurisdiction	
	STOLEN (2)	RECOVERED (3)
CURRENCY, NOTES, ETC.	\$ 367,275	\$ 39,615
JEWELRY & PRECIOUS METALS	\$ 189,693	\$ 1,470
CLOTHING AND FURS	\$ 70,277	\$ 5,477
LOCALLY STOLEN MOTOR VEHICLE	\$ 768,897	\$ 444,353
OFFICE EQUIPMENT	\$ 5,518	\$ 3,296
TV, RADIOS, CAMERAS, ETC.	\$ 67,650	\$ 6,360
FIREARMS	\$ 86,213	\$ 10,810
HOUSEHOLD GOODS	\$ 280,322	\$ 16,227
CONSUMABLE GOODS	\$ 145,875	\$ 3,488
LIVESTOCK	\$ 7,700	\$ 5,400
MISCELLANEOUS	\$ 1,699,961	\$ 363,823
GRAND TOTAL	\$ 3,689,381	\$ 900,319

LAW ENFORCEMENT OFFICERS KILLED OR ASSAULTED

Type of activity	Total assaults by weapon	Type of Weapon				Type of Assignment						Officer assaults cleared	
		Firearm	Knife or other cutting instrument	Other dangerous weapon	Hands, fists, feet, etc.	Two-officer vehicle	One-officer vehicle		Detective or special assign.		Other		
							Alone	Asst	Alone	Ast	Alone		Asst
A	B	C	D	E	F	G	H	I	J	K	L	M	
1. Responding to disturbance calls (family quarrels, person with firearm, etc.)	92	6	3	3	80	5	31	54			2		84
2. Burglaries in progress or pursuing burglary suspects	5				5	2	1	2					5
3. Robberies in progress or pursuing robbery suspects													
4. Attempting other arrests	14	1			13	4	5	5					14
5. Civil disorder (riot, mass disobedience, etc.)													
6. Handling, transporting, custody of prisoners	5				5	2	1					2	4
7. Investigating suspicious persons or circumstances	7			3	4	1	1	4				1	7
8. Ambush – no warning													
9. Mentally deranged	3				3			3					3
10. Traffic pursuits and stops	28			11	17		7	21					28
11. All other	16	2	5		9	3	6	7					16
12. TOTAL (1-11)	170	9	8	17	136	17	52	96			2	3	161
13. Number with person injury	30			1	29								
14. Number without personal injury	140	9	8	16	107								

15. Time of assaults	12 AM	2 AM	4 AM	6 AM	8 AM	10 AM	NOON	2 PM	4 PM	6 PM	8 PM	10 PM	UNK
	20	9	8	12	17	10	8	13	27	22	18	6	

AGE, SEX AND RACE OF PERSONS ARRESTED
18 Years of age and over

CLASSIFICATIONS OF OFFENSES	UCR	SEX	AGE													TOT	RACE									
			18	19	20	21	22	23	24	25-29	30-34	35-39	40-44	45-49	50-54		55-59	60-64	65 OV	WHT	BLK	IND	ASN	PAC		
MURDER/NONNEG MANSLAUGHTER	01A	M		2			1					5	5	3	1				1		18	9	1	8		
		F																								
MANSLAUGHTER BY NEGLIGENCE	01B	M					1														1			1		
		F																								
RAPE	02	M		2		2	1	1	1	5	2	6	5	2	3	3	2				35	13		23		
		F									1										1					
ROBBERY	03	M	4		2	2		1	3	10	6	7	3	1		2				41	24	6	15	1		
		F	1						1	1	2										5					
AGGRAVATED ASSAULT	04	M	12	3	15	9	16	12	17	69	75	57	29	25	14	13	14	9		389	180	20	277	4		
		F	1	1	3	1	5	4	2	15	17	14	9	9	4	7				92						
BURGLARY	05	M	5	9	3	5	3	5	4	13	10	23	12	3	5	2	1	1		104	85	3	43			
		F	2			2	1		3	6	5	5	2	1						27						
LARCENY	06	M	1	3	3	3	6	5	3	18	19	15	6		4	5	2			93	123	4	22	2		
		F		3	1	3	1	2	1	13	10	8	6	5	3	2					58					
MOTOR VEHICLE THEFT	07	M	1	1		3	7	2		7	8	5	3	3	2					42	40	2	12	1		
		F		1	1		1	1		4	4	1									13					
OTHER ASSAULTS	08	M	28	18	13	30	28	42	22	179	164	133	86	77	53	47	24	12		956	574	30	661	14		
		F	7	10	7	13	8	16	11	65	58	45	22	19	18	13	5	6		323						
ARSON	09	M				1		1	1	1	1	1		1	2	1				10	7		7			
		F								1	1		2							4						
FORGERY	10	M								1										1		1				
		F																								
FRAUD	11	M			1					1	1			1						4	4	1	2			
		F										1	1			1				3						
EMBEZZLEMENT	12	M																								
		F																								
STOLEN PROPERTY	13	M		1					1	1	4		1		1					9	7	1	2			
		F									1										1					
VANDALISM	14	M	6	2	2	1	5	3	4	24	27	9	12	6	3	3				107	96	3	58	3		
		F			2		1	2	2	6	19	8	4	5	2	1			1		53					
WEAPONS	15	M	1			1	1	1	1	9	5	7	6	3	5	1	1			42	33	4	11	3		
		F			1		1		1	3				1	1	1				9						
PROSTITUTION AND COMMERCIALIZED VICE	16	M																								
		F																								
PROSTITUTION	16a	M																								
		F																								

AGE, SEX AND RACE OF PERSONS ARRESTED
18 Years of age and over

CLASSIFICATIONS OF OFFENSES	UCR	SEX	AGE														TOT	RACE							
			18	19	20	21	22	23	24	25-29	30-34	35-39	40-44	45-49	50-54	55-59		60-64	65 OV	WHT	BLK	IND	ASN	PAC	
ASSISTING OR PROMOTING PROSTITUTION	16b	M																							
		F																							
PURCHASING PROSTITUTION	16c	M																							
		F																							
SEX OFFENSES	17	M		2	1						2	2	1	1	2	1				12	3		8	1	
		F																							
DRUG/SALE/MAN	180	M					1		2	5	10	7	3	4	4	1	1			38	37	1	14	4	1
		F			1	1		1		5	6	2	1	1		1				19					
NARCOTICS	180a	M								3	6	2	1		1				13	15	1	7	1	1	
		F				1				5	3	1	1	1					12						
MARIJUANA	180b	M							1	1						1			3	1		3			
		F			1														1						
SYNTHETIC NARC	180c	M									1					1			2	2					
		F																							
OTHER/NON-NARC	180d	M					1		1	1	3	5	2	4	1	1	1		20	19		4	3		
		F						1			3	1					1		6						
DRUG/POSSESSION	185	M	7	7	6	2	4	1	4	18	37	25	14	5	6	8	3		147	173	16	43	8		
		F	4	4			4	5	3	24	17	17	6	5	2		1	1	93						
NARCOTICS	185e	M		2	1	1	2		1	4	11	6	4	1	2	2	1		38	58	7	16	4		
		F		2			3	2	2	11	12	7	5	2			1		47						
MARIJUANA	185f	M	7	4	3					1								15	19		3				
		F	4	1				1				1						7							
SYNTHETIC NARC	185g	M				1				3	2	9	2	1	1	3	1		23	23	1	4	2		
		F		1						2		1		1	1				7						
OTHER/NON-NARC	185h	M		1	2		2	1	3	10	24	10	8	3	3	3	1		71	73	8	20	2		
		F					1	1	1	11	5	8	1	2	1			1	32						
GAMBLING	19	M																							
		F																							
BOOKMAKING	19a	M																							
		F																							
NUMBERS	19b	M																							
		F																							
OTHER GAMBLING	19c	M																							
		F																							
FAMILY/CHILD	20	M																				3			
		F							1				1	1					3						

AGE, SEX AND RACE OF PERSONS ARRESTED
18 Years of age and over

CLASSIFICATIONS OF OFFENSES	UCR	SEX	AGE																	TOT	RACE				
			18	19	20	21	22	23	24	25-29	30-34	35-39	40-44	45-49	50-54	55-59	60-64	65 OV	WHT		BLK	IND	ASN	PAC	
DRIVING INFLUENCE	21	M	10	7	11	15	8	17	22	92	82	59	36	44	40	43	33	23	542	535	20	176	14		
		F	2	5	2	6	6	8	4	27	38	27	25	22	13	9	2	7	203						
LIQUOR LAWS	22	M	1	3	4	2	2		2	3	1	3	2						23	22	1	19			
		F	3	3	4	1	1			1	1	1	1	1	1	1			19						
DRUNKENNESS	23	M				2				2		1	2	1	3			1	12	11		4			
		F					1							1	1				3						
DISORDERLY CONDUCT	24	M	1	1			1			6	6	12	6	2		2	2		39	34	2	21	2		
		F		2	2	4	1			3	3		2	1		1		1	20						
VAGRANCY	25	M																							
		F																							
ALL OTHER	26	M	20	27	32	30	22	33	32	221	282	282	185	154	183	195	131	179	2008	1731	41	472	108	15	
		F	4	3	4	6	9	9	11	63	61	53	49	24	28	12	18	5	359						
SUSPICION	27	M																							
		F																							
HUMAN TRAFFICKING/COMMERCIAL SEX ACTS	30	M																							
		F																							
HUMAN TRAFFICKING/INVOLUNTARY SERVITUDE	31	M																							
		F																							
TOTAL BY SEX		M	97	88	93	108	107	124	119	690	747	657	413	333	330	327	215	225	4673	3741	157	1902	165	16	
		F	24	32	28	37	40	48	40	237	244	183	131	95	73	49	26	21	1308						
GRAND TOTAL			121	120	121	145	147	172	159	927	991	840	544	428	403	376	241	246	5981	3741	157	1902	165	16	

AGE, SEX AND RACE OF PERSONS ARRESTED
under 18 Years of age

CLASSIFICATIONS OF OFFENSES	UCR	SEX	AGE							TOT	RACE				
			Under 10	10-12	13-14	15	16	17	WHT		BLK	IND	ASN	PAC	
MURDER/NONNEG MANSLAUGHTER	01A	M													
		F													
MANSLAUGHTER BY NEGLIGENCE	01B	M													
		F													
RAPE	02	M	2	6	1	4	3	4	20	10	1	10			
		F			1				1						
ROBBERY	03	M					3		3	3		2			
		F						2	2						
AGGRAVATED ASSAULT	04	M		3	8	4	6	3	24	8	1	24			
		F	1	1	1		3	3	9						
BURGLARY	05	M		8	13	8	14	5	48	4	1	46			
		F		1		1	1		3						
LARCENY	06	M	1	1	7	6	3		18	5	1	14	1		
		F		1					2	3					
MOTOR VEHICLE THEFT	07	M		4	5	3	7	1	20	2	1	21			
		F			2	2			4						
OTHER ASSAULTS	08	M	1	11	23	20	22	15	92	63	3	67			
		F		7	10	6	7	11	41						
ARSON	09	M					2		2	1		1			
		F													
FORGERY	10	M													
		F													
FRAUD	11	M			1				1	1					
		F													
EMBEZZLEMENT	12	M													
		F													
STOLEN PROPERTY	13	M													
		F													
VANDALISM	14	M		1	3	3		1	8	3	1	7			
		F			1	1	1		3						
WEAPONS	15	M													
		F													
PROSTITUTION	16	M													
		F													
PROSTITUTION	16a	M													
		F													

AGE, SEX AND RACE OF PERSONS ARRESTED
under 18 Years of age

CLASSIFICATIONS OF OFFENSES	UCR	SEX	AGE						TOT	RACE									
			Under 10	10-12	13-14	15	16	17		WHT	BLK	IND	ASN	PAC					
			ASSISTING OR PROMOTING PROSTITUTION	16b	M														
		F																	
PURCHASING PROSTITUTION	16c	M																	
		F																	
SEX OFFENSES	17	M		1	2	2		3	8	2		6							
		F																	
DRUG/SALE/MAN	180	M						1	1	2									
		F						1	1										
NARCOTICS	180a	M																	
		F																	
MARIJUANA	180b	M						1	1	2									
		F						1	1										
SYNTHETIC NARC	180c	M																	
		F																	
OTHER/NON-NARC	180d	M																	
		F																	
DRUG/POSSESSION	185	M			1	1	1	4	7	8		4							
		F			1			4	5										
NARCOTICS	185e	M					1		1	1									
		F																	
MARIJUANA	185f	M			1	1		4	6	7		3							
		F			1			3	4										
SYNTHETIC NARC	185g	M																	
		F																	
OTHER/NON-NARC	185h	M										1							
		F						1	1										
GAMBLING	19	M																	
		F																	
BOOKMAKING	19a	M																	
		F																	
NUMBERS	19b	M																	
		F																	
OTHER GAMBLING	19c	M																	
		F																	
FAMILY/CHILD	20	M																	
		F																	

AGE, SEX AND RACE OF PERSONS ARRESTED
under 18 Years of age

CLASSIFICATIONS OF OFFENSES	UCR	SEX	AGE							TOT	RACE				
			Under 10	10-12	13-14	15	16	17	WHT		BLK	IND	ASN	PAC	
			DRIVING INFLUENCE	21	M			1			1	4	6	5	
		F													
LIQUOR LAWS	22	M				1	1	5	7	8		2			
		F					1	2	3						
DRUNKENNESS	23	M													
		F													
DISORDERLY CONDUCT	24	M													
		F													
VAGRANCY	25	M													
		F													
ALL OTHER	26	M			1	4	9	12	26	16	2	9			
		F					1		1						
SUSPICION	27	M													
		F													
CURFEW	28	M													
		F													
RUN-AWAYS	29	M													
		F													
HUMAN TRAFFICKING/COMMERCIAL SEX ACTS	30	M													
		F													
HUMAN TRAFFICKING/INVOLUNTARY SERVITUDE	31	M													
		F													
TOTAL BY SEX		M	4	35	66	56	72	58	291	141	11	214	1		
		F	1	10	16	10	14	25	76						
GRAND TOTAL			5	45	82	66	86	83	367	141	11	214	1		

MONTHLY RETURN OF ARSON OFFENSES KNOWN TO LAW ENFORCEMENT

1 PROPERTY CLASSIFICATION	2 Offenses Reported or Known to Police (Include Unfounded and attempts)	3 Unfounded, i.e. False or Baseless Complaints	4 Number of Actual Offenses (Column 2 Minus Column 3) (Include Attempts)	5 Total Offenses Cleared by Arrest or Exceptional Means (Include Column 6)	6 Number of Clearances Involving Only Persons Under 18 Years of Age	7 Offenses Where Structures Uninhabited, Abandoned, or not Normally in Use	8 Estimated Value of Property Damage
STRUCTURAL							
A. Single Occupancy Residential: Houses, Townhouses, Duplexes, etc.	20		20	13	1	2	\$226,180
B. Other Residential: Apartments, Tenements, Flats, Hotels, Motels, Inns, Dormitories, Boarding Houses, etc.							
C. Storage: Barns, Garages, Warehouses, etc.	6		6	2	1	1	
D. Industrial/Manufacturing:							
E. Other Commercial: Stores, Restaurants, Offices, etc.	1		1				
F. Community/Public: Churches, Jails, Schools, Colleges, Hospitals, etc.	1		1				
G. All Other Structure: Out Buildings, Monuments, Buildings Under Constructions, etc.	1		1	1			
TOTAL STRUCTURAL	29		29	16	2	3	\$226,180
MOBILE							
H. Motor Vehicles: Automobiles, Trucks, Buses, Motorcycles, etc. UCR Definition	9		9	4	2		
I. Other Mobile Property: Trailers, Recreational Vehicles, Airplanes, Boats, etc.	4		4	3	2		\$12,000
TOTAL MOBILE	13		13	7	4		\$12,000
OTHER							
J. TOTAL OTHER Crops, Timber, Fences, Signs, etc.	5		5	3	1		\$250
TOTAL OTHER	5		5	3	1		\$250
GRAND TOTAL	47		47	26	7	3	\$238,430

HUMAN TRAFFICKING OFFENSES

(1) Human Trafficking Classification	(2) Offenses Reported	(3) Unfounded Offenses	(4) Actual Offenses	(5) Offenses Cleared	(6) Juveniles Only
Commercial Sex Acts	2		2	2	
Involuntary Servitude					
GRAND TOTAL	2		2	2	

RETURN A - MONTHLY RETURN OF OFFENSES KNOWN TO POLICE

(1) Classification of Offense	(2) Offenses Reported	(3) Unfounded Offenses	(4) Actual Offenses	(5) Offenses Cleared	(6) Juveniles Only
CRIMINAL HOMICIDE					
MURDER/NONNEG MANSLAUGHTER	1		1	1	
MANSLAUGHTER BY NEGLIGENCE					
TOTAL	1		1	1	
RAPE					
RAPE	32	4	28	3	
ATTEMPTS TO COMMIT RAPE	25	6	19		
TOTAL	57	10	47	3	
ROBBERY					
FIREARM					
KNIFE/CUTTING INSTRUMENT					
OTHER DANGEROUS WEAPON					
STRONG-ARM (HANDS, FISTS)	3		3	1	
TOTAL	3		3	1	
ASSAULT					
FIREARM	3		3	2	
KNIFE OR CUTTING INSTRUMENT	10		10	8	1
OTHER DANGEROUS WEAPON	35	1	34	26	1
HANDS, FIST, FEET, AGGRAVATED	32		32	29	
OTHER ASSAULTS - SIMPLE	649	137	512	346	8
TOTAL	729	138	591	411	10
BURGLARY					
FORCIBLE ENTRY	13	2	11	2	
UNLAWFUL ENTRY - NO FORCE	10	2	8	3	
ATTEMPTED FORCIBLE ENTRY	1		1		
TOTAL	24	4	20	5	
LARCENY-THEFT					
THEFT (EX MOTOR VEHICLE)	105	21	84	11	1
TOTAL	105	21	84	11	1
MOTOR VEHICLE THEFT					
AUTOS	12	5	7	1	
TRUCKS AND BUSES	11	4	7	4	
OTHER VEHICLES	21	7	14	1	
TOTAL	44	16	28	6	
GRAND TOTAL	963	189	774	438	11

PROPERTY STOLEN BY CLASSIFICATION

CLASSIFICATION OF OFFENSES	NUMBER ACTUAL OFFENSES	VALUE OF PROPERTY STOLEN
MURDER/NONNEG MANSLAUGHTER	1	
RAPE	47	
ROBBERY		
HIGHWAY (STREET, ALLEYS, ETC.)	3	\$ 10,100
COMMERCIAL HOUSE		
GAS OR SERVICE STATION		
CONVENIENCE STORE		
RESIDENCE		
BANK		
MISCELLANEOUS		
TOTAL ROBBERY	3	\$ 10,100
BURGLARY		
RESIDENCE (DWELLING)		
NIGHT (6PM-6AM)	9	\$ 2,420
DAY (6AM-6PM)		
UNKNOWN		
NON-RESIDENCE (STORE ETC.)		
NIGHT (6PM-6AM)	11	\$ 12,608
DAY (6AM-6PM)		
UNKNOWN		
TOTAL BURGLARY	20	\$ 15,028
LARCENY-THEFT		
\$200 AND OVER	29	\$ 36,122
\$50 TO \$200	14	\$ 1,258
UNDER \$50	41	\$ 220
TOTAL	84	\$ 37,600
6X. NATURE OF LARCENIES UNDER ITEM 6		
POCKET-PICKING		
PURSE-SNATCHING		
SHOPLIFTING	9	\$ 4,083
FROM MOTOR VEHICLE	10	\$ 3,762
MOTOR VEHICLE PARTS & ACCESSORIES	2	\$ 61
BICYCLES		
FROM BUILDING(EX C&H)	19	\$ 6,226
FROM COIN-OP MACHINES		
ALL OTHER	44	\$ 23,468
TOTAL LARCENY	84	\$ 37,600
MOTOR VEHICLE THEFT	28	\$ 202,821
STOLEN & RECOVERED LOCALLY	4	
STOLEN LOCALLY & RECOVERED OTHER		
TOTAL STOLEN OTHER & RECOVERED LOCAL	4	
STOLEN IN OTHER JURIS & RECOVERED LOCALLY		
TOTAL MOTOR VEHICLE THEFT	28	\$ 202,821
GRAND TOTAL	183	\$ 265,549

PROPERTY BY TYPE AND VALUE

Type of Property (1)	Monetary Value of Property Stolen in Your Jurisdiction	
	STOLEN (2)	RECOVERED (3)
CURRENCY, NOTES, ETC.	\$ 10,380	
JEWELRY & PRECIOUS METALS	\$ 102	\$ 100
CLOTHING AND FURS	\$ 1,193	\$ 31
LOCALLY STOLEN MOTOR VEHICLE	\$ 216,821	\$ 44,400
OFFICE EQUIPMENT	\$ 1,000	
TV, RADIOS, CAMERAS, ETC.	\$ 2,261	\$ 529
FIREARMS	\$ 5,035	\$ 300
HOUSEHOLD GOODS	\$ 2,757	
CONSUMABLE GOODS	\$ 1,086	\$ 132
LIVESTOCK	\$ 500	\$ 500
MISCELLANEOUS	\$ 24,414	\$ 7,590
GRAND TOTAL	\$ 265,549	\$ 53,582

LAW ENFORCEMENT OFFICERS KILLED OR ASSAULTED

Type of activity	Total assaults by weapon	Type of Weapon				Type of Assignment						Officer assaults cleared	
		Firearm	Knife or other cutting instrument	Other dangerous weapon	Hands, fists, feet, etc.	Two-officer vehicle	One-officer vehicle		Detective or special assign.		Other		
							Alone	Asst	Alone	Ast	Alone		Asst
A	B	C	D	E	F	G	H	I	J	K	L	M	
1. Responding to disturbance calls (family quarrels, person with firearm, etc.)	4				4		2	2					3
2. Burglaries in progress or pursuing burglary suspects													
3. Robberies in progress or pursuing robbery suspects													
4. Attempting other arrests													
5. Civil disorder (riot, mass disobedience, etc.)													
6. Handling, transporting, custody of prisoners													
7. Investigating suspicious persons or circumstances													
8. Ambush – no warning													
9. Mentally deranged													
10. Traffic pursuits and stops													
11. All other													
12. TOTAL (1-11)	4				4		2	2					3
13. Number with person injury	2				2								
14. Number without personal injury	2				2								

15. Time of assaults	12 AM	2 AM	4 AM	6 AM	8 AM	10 AM	NOON	2 PM	4 PM	6 PM	8 PM	10 PM	UNK
							2		2				

AGE, SEX AND RACE OF PERSONS ARRESTED
18 Years of age and over

CLASSIFICATIONS OF OFFENSES	UCR	SEX	AGE													TOT	RACE								
			18	19	20	21	22	23	24	25-29	30-34	35-39	40-44	45-49	50-54		55-59	60-64	65 OV	WHT	BLK	IND	ASN	PAC	
MURDER/NONNEG MANSLAUGHTER	01A	M									1									1			1		
		F																							
MANSLAUGHTER BY NEGLIGENCE	01B	M																							
		F																							
RAPE	02	M			1						2			1	1					5	1		5		
		F					1													1					
ROBBERY	03	M								1										1			1		
		F																							
AGGRAVATED ASSAULT	04	M			3	2		1	4	21	14	8	4	4	3	4	2			70	3		86		
		F		1				2	1	5	3	2	1	2	2					19					
BURGLARY	05	M				1				4	1	1	1	1						9	1		9		
		F										1								1					
LARCENY	06	M								3	2	5	1							11			14		
		F					1				1		1							3					
MOTOR VEHICLE THEFT	07	M					1			3	1									5			8		
		F								1	1		1							3					
OTHER ASSAULTS	08	M	3	1	9	5	3	9	6	54	54	47	22	12	7	19	7	2		260	5	4	377	2	
		F	2	7	3		4	9	5	25	28	18	10	5	3	5	3	1		128					
ARSON	09	M								1										1			3		
		F									1		1							2					
FORGERY	10	M																							
		F																							
FRAUD	11	M																							
		F																							
EMBEZZLEMENT	12	M																							
		F																							
STOLEN PROPERTY	13	M																							
		F																							
VANDALISM	14	M					1			6	8	7	2			2		1		27	1	1	34		
		F			1	2		1	1	3						1				9					
WEAPONS	15	M	1							1		1								3			3		
		F																							
PROSTITUTION AND COMMERCIALIZED VICE	16	M																							
		F																							
PROSTITUTION	16a	M																							
		F																							

AGE, SEX AND RACE OF PERSONS ARRESTED
18 Years of age and over

CLASSIFICATIONS OF OFFENSES	UCR	SEX	AGE														TOT	RACE						
			18	19	20	21	22	23	24	25-29	30-34	35-39	40-44	45-49	50-54	55-59		60-64	65 OV	WHT	BLK	IND	ASN	PAC
ASSISTING OR PROMOTING PROSTITUTION	16b	M																						
		F																						
PURCHASING PROSTITUTION	16c	M																						
		F																						
SEX OFFENSES	17	M			1																1			
		F																						
DRUG/SALE/MAN	180	M																						
		F																						
NARCOTICS	180a	M																						
		F																						
MARIJUANA	180b	M																						
		F																						
SYNTHETIC NARC	180c	M																						
		F																						
OTHER/NON-NARC	180d	M																						
		F																						
DRUG/POSSESSION	185	M									1	1									2			
		F																						
NARCOTICS	185e	M																						
		F																						
MARIJUANA	185f	M										1									1			
		F																						
SYNTHETIC NARC	185g	M																						
		F																						
OTHER/NON-NARC	185h	M									1										1			
		F																						
GAMBLING	19	M																						
		F																						
BOOKMAKING	19a	M																						
		F																						
NUMBERS	19b	M																						
		F																						
OTHER GAMBLING	19c	M																						
		F																						
FAMILY/CHILD	20	M																						
		F																						

AGE, SEX AND RACE OF PERSONS ARRESTED
18 Years of age and over

CLASSIFICATIONS OF OFFENSES	UCR	SEX	AGE														TOT	RACE						
			18	19	20	21	22	23	24	25-29	30-34	35-39	40-44	45-49	50-54	55-59		60-64	65 OV	WHT	BLK	IND	ASN	PAC
DRIVING INFLUENCE	21	M	1	1		2		2	4	7	5	3	4	5	3	6			43	4		63		
		F	1	1	1	1		2	2	3	7	2		2	1	1			24					
LIQUOR LAWS	22	M																				1		
		F					1																	
DRUNKENNESS	23	M																						
		F																						
DISORDERLY CONDUCT	24	M	1	4	2	1	1	1	4	13	13	5	11	3	2	5	2		68	4	1	103		
		F	1	1		2	2	1	7	9	9	2	2	1	2		1		40					
VAGRANCY	25	M																						
		F																						
ALL OTHER	26	M		3	2	1	5	6	5	38	33	34	13	11	1	3	3	5	163	17	5	231	1	2
		F		3	2		2	2	4	19	18	18	11	3	8	1		2	93					
SUSPICION	27	M																						
		F																						
HUMAN TRAFFICKING/COMMERCIAL SEX ACTS	30	M																						
		F																						
HUMAN TRAFFICKING/INVOLUNTARY SERVITUDE	31	M																						
		F																						
TOTAL BY SEX		M	6	9	18	12	11	19	23	154	134	111	58	37	17	39	14	8	670	36	11	942	3	2
		F	4	13	7	5	11	17	20	65	68	43	27	13	16	8	4	3	324					
GRAND TOTAL			10	22	25	17	22	36	43	219	202	154	85	50	33	47	18	11	994	36	11	942	3	2

AGE, SEX AND RACE OF PERSONS ARRESTED
under 18 Years of age

CLASSIFICATIONS OF OFFENSES	UCR	SEX	AGE						TOT	RACE									
			Under 10	10-12	13-14	15	16	17		WHT	BLK	IND	ASN	PAC					
			MURDER/NONNEG MANSLAUGHTER	01A	M														
		F																	
MANSLAUGHTER BY NEGLIGENCE	01B	M																	
		F																	
RAPE	02	M																	
		F																	
ROBBERY	03	M																	
		F																	
AGGRAVATED ASSAULT	04	M			1				1						2				
		F						1	1										
BURGLARY	05	M																	
		F																	
LARCENY	06	M				1			1						1				
		F																	
MOTOR VEHICLE THEFT	07	M				1	1		2						2				
		F																	
OTHER ASSAULTS	08	M	1		3	1		2	7						8				
		F					1	1	1										
ARSON	09	M					2		2						2				
		F																	
FORGERY	10	M																	
		F																	
FRAUD	11	M																	
		F																	
EMBEZZLEMENT	12	M																	
		F																	
STOLEN PROPERTY	13	M																	
		F																	
VANDALISM	14	M				1		2	3						3				
		F																	
WEAPONS	15	M			1	1			2						2				
		F																	
PROSTITUTION	16	M																	
		F																	
PROSTITUTION	16a	M																	
		F																	

AGE, SEX AND RACE OF PERSONS ARRESTED
under 18 Years of age

CLASSIFICATIONS OF OFFENSES	UCR	SEX	AGE						TOT	RACE				
			Under 10	10-12	13-14	15	16	17		WHT	BLK	IND	ASN	PAC
ASSISTING OR PROMOTING PROSTITUTION	16b	M												
		F												
PURCHASING PROSTITUTION	16c	M												
		F												
SEX OFFENSES	17	M												
		F												
DRUG/SALE/MAN	180	M												
		F												
NARCOTICS	180a	M												
		F												
MARIJUANA	180b	M												
		F												
SYNTHETIC NARC	180c	M												
		F												
OTHER/NON-NARC	180d	M												
		F												
DRUG/POSSESSION	185	M		2	1	1			4			5		
		F		1					1					
NARCOTICS	185e	M												
		F												
MARIJUANA	185f	M		1	1				2			2		
		F												
SYNTHETIC NARC	185g	M												
		F												
OTHER/NON-NARC	185h	M		1		1			2			3		
		F		1					1					
GAMBLING	19	M												
		F												
BOOKMAKING	19a	M												
		F												
NUMBERS	19b	M												
		F												
OTHER GAMBLING	19c	M												
		F												
FAMILY/CHILD	20	M												
		F												

AGE, SEX AND RACE OF PERSONS ARRESTED
under 18 Years of age

CLASSIFICATIONS OF OFFENSES	UCR	SEX	AGE						TOT	RACE									
			Under 10	10-12	13-14	15	16	17		WHT	BLK	IND	ASN	PAC					
			DRIVING INFLUENCE	21	M														
		F																	
LIQUOR LAWS	22	M																	
		F																	
DRUNKENNESS	23	M																	
		F																	
DISORDERLY CONDUCT	24	M																	
		F																	
VAGRANCY	25	M																	
		F																	
ALL OTHER	26	M																	
		F																	
SUSPICION	27	M																	
		F																	
CURFEW	28	M																	
		F																	
RUN-AWAYS	29	M																	
		F																	
HUMAN TRAFFICKING/COMMERCIAL SEX ACTS	30	M																	
		F																	
HUMAN TRAFFICKING/INVOLUNTARY SERVITUDE	31	M																	
		F																	
TOTAL BY SEX		M	1	2	6	6	3	4	22			25							
		F		1			1	1	3										
GRAND TOTAL			1	3	6	6	4	5	25			25							

MONTHLY RETURN OF ARSON OFFENSES KNOWN TO LAW ENFORCEMENT

1 PROPERTY CLASSIFICATION	2 Offenses Reported or Known to Police (Include Unfounded and attempts)	3 Unfounded, i.e. False or Baseless Complaints	4 Number of Actual Offenses (Column 2 Minus Column 3) (Include Attempts)	5 Total Offenses Cleared by Arrest or Exceptional Means (Include Column 6)	6 Number of Clearances Involving Only Persons Under 18 Years of Age	7 Offenses Where Structures Uninhabited, Abandoned, or not Normally in Use	8 Estimated Value of Property Damage
STRUCTURAL							
A. Single Occupancy Residential: Houses, Townhouses, Duplexes, etc.							
B. Other Residential: Apartments, Tenements, Flats, Hotels, Motels, Inns, Dormitories, Boarding Houses, etc.	7		7	2		2	\$501
C. Storage: Barns, Garages, Warehouses, etc.							
D. Industrial/Manufacturing:							
E. Other Commercial: Stores, Restaurants, Offices, etc.							
F. Community/Public: Churches, Jails, Schools, Colleges, Hospitals, etc.							
G. All Other Structure: Out Buildings, Monuments, Buildings Under Constructions, etc.							
TOTAL STRUCTURAL	7		7	2		2	\$501
MOBILE							
H. Motor Vehicles: Automobiles, Trucks, Buses, Motorcycles, etc. UCR Definition	4		4	2	2		\$1
I. Other Mobile Property: Trailers, Recreational Vehicles, Airplanes, Boats, etc.							
TOTAL MOBILE	4		4	2	2		\$1
OTHER							
J. TOTAL OTHER Crops, Timber, Fences, Signs, etc.	1		1				\$200
TOTAL OTHER	1		1				\$200
GRAND TOTAL	12		12	4	2	2	\$702

RETURN A - MONTHLY RETURN OF OFFENSES KNOWN TO POLICE

(1) Classification of Offense	(2) Offenses Reported	(3) Unfounded Offenses	(4) Actual Offenses	(5) Offenses Cleared	(6) Juveniles Only
CRIMINAL HOMICIDE					
MURDER/NONNEG MANSLAUGHTER					
MANSLAUGHTER BY NEGLIGENCE					
TOTAL					
RAPE					
RAPE					
ATTEMPTS TO COMMIT RAPE					
TOTAL					
ROBBERY					
FIREARM					
KNIFE/CUTTING INSTRUMENT					
OTHER DANGEROUS WEAPON					
STRONG-ARM (HANDS, FISTS)					
TOTAL					
ASSAULT					
FIREARM					
KNIFE OR CUTTING INSTRUMENT					
OTHER DANGEROUS WEAPON					
HANDS, FIST, FEET, AGGRAVATED	2		2	2	
OTHER ASSAULTS - SIMPLE	38	3	35	20	
TOTAL	40	3	37	22	
BURGLARY					
FORCIBLE ENTRY	6	1	5	1	
UNLAWFUL ENTRY - NO FORCE					
ATTEMPTED FORCIBLE ENTRY					
TOTAL	6	1	5	1	
LARCENY-THEFT					
THEFT (EX MOTOR VEHICLE)	8		8	1	
TOTAL	8		8	1	
MOTOR VEHICLE THEFT					
AUTOS	7		7		
TRUCKS AND BUSES					
OTHER VEHICLES					
TOTAL	7		7		
GRAND TOTAL	61	4	57	24	

PROPERTY STOLEN BY CLASSIFICATION

CLASSIFICATION OF OFFENSES	NUMBER ACTUAL OFFENSES	VALUE OF PROPERTY STOLEN
MURDER/NONNEG MANSLAUGHTER		
RAPE		
ROBBERY		
HIGHWAY (STREET, ALLEYS, ETC.)		
COMMERCIAL HOUSE		
GAS OR SERVICE STATION		
CONVENIENCE STORE		
RESIDENCE		
BANK		
MISCELLANEOUS		
TOTAL ROBBERY		
BURGLARY		
RESIDENCE (DWELLING)		
NIGHT (6PM-6AM)		
DAY (6AM-6PM)	5	\$ 4,979
UNKNOWN		
NON-RESIDENCE (STORE ETC.)		
NIGHT (6PM-6AM)		
DAY (6AM-6PM)		
UNKNOWN		
TOTAL BURGLARY	5	\$ 4,979
LARCENY-THEFT		
\$200 AND OVER	7	\$ 7,550
\$50 TO \$200	1	\$ 74
UNDER \$50		
TOTAL	8	\$ 7,624
6X. NATURE OF LARCENIES UNDER ITEM 6		
POCKET-PICKING		
PURSE-SNATCHING		
SHOPLIFTING		
FROM MOTOR VEHICLE		
MOTOR VEHICLE PARTS & ACCESSORIES		
BICYCLES		
FROM BUILDING(EX C&H)	1	\$ 600
FROM COIN-OP MACHINES		
ALL OTHER	7	\$ 7,024
TOTAL LARCENY	8	\$ 7,624
MOTOR VEHICLE THEFT	7	\$ 47,000
STOLEN & RECOVERED LOCALLY	5	\$ 26,000
STOLEN LOCALLY & RECOVERED OTHER		
TOTAL STOLEN OTHER & RECOVERED LOCAL	5	\$ 26,000
STOLEN IN OTHER JURIS & RECOVERED LOCALLY		
TOTAL MOTOR VEHICLE THEFT	7	\$ 47,000
GRAND TOTAL	20	\$ 59,603

PROPERTY BY TYPE AND VALUE

Type of Property (1)	Monetary Value of Property Stolen in Your Jurisdiction	
	STOLEN (2)	RECOVERED (3)
CURRENCY, NOTES, ETC.	\$ 1,800	
JEWELRY & PRECIOUS METALS		
CLOTHING AND FURS	\$ 1,200	\$ 20
LOCALLY STOLEN MOTOR VEHICLE	\$ 22,000	\$ 22,000
OFFICE EQUIPMENT		
TV, RADIOS, CAMERAS, ETC.	\$ 3,000	
FIREARMS	\$ 1,879	\$ 2,100
HOUSEHOLD GOODS	\$ 2,850	
CONSUMABLE GOODS	\$ 74	
LIVESTOCK		
MISCELLANEOUS	\$ 26,800	\$ 25,000
GRAND TOTAL	\$ 59,603	\$ 49,120

AGE, SEX AND RACE OF PERSONS ARRESTED
18 Years of age and over

CLASSIFICATIONS OF OFFENSES	UCR	SEX	AGE													TOT	RACE							
			18	19	20	21	22	23	24	25-29	30-34	35-39	40-44	45-49	50-54		55-59	60-64	65 OV	WHT	BLK	IND	ASN	PAC
MURDER/NONNEG MANSLAUGHTER	01A	M																						
		F																						
MANSLAUGHTER BY NEGLIGENCE	01B	M																						
		F																						
RAPE	02	M																						
		F																						
ROBBERY	03	M																						
		F																						
AGGRAVATED ASSAULT	04	M													2						2			
		F																						
BURGLARY	05	M							1												1	1		
		F																						
LARCENY	06	M							1												1			
		F																						
MOTOR VEHICLE THEFT	07	M																						
		F																						
OTHER ASSAULTS	08	M					1	2		5	1	1	3	2	1	1	2				19	9		
		F										1	1								2			
ARSON	09	M																						
		F																						
FORGERY	10	M																						
		F																						
FRAUD	11	M																						
		F																						
EMBEZZLEMENT	12	M																						
		F																						
STOLEN PROPERTY	13	M																						
		F																						
VANDALISM	14	M										2									2	1		
		F		1																	1			
WEAPONS	15	M																						
		F																						
PROSTITUTION AND COMMERCIALIZED VICE	16	M																						
		F																						
PROSTITUTION	16a	M																						
		F																						

AGE, SEX AND RACE OF PERSONS ARRESTED
18 Years of age and over

CLASSIFICATIONS OF OFFENSES	UCR	SEX	AGE														TOT	RACE						
			18	19	20	21	22	23	24	25-29	30-34	35-39	40-44	45-49	50-54	55-59		60-64	65 OV	WHT	BLK	IND	ASN	PAC
ASSISTING OR PROMOTING PROSTITUTION	16b	M																						
		F																						
PURCHASING PROSTITUTION	16c	M																						
		F																						
SEX OFFENSES	17	M																						
		F																						
DRUG/SALE/MAN	180	M					1													1				
		F																						
NARCOTICS	180a	M					1													1				
		F																						
MARIJUANA	180b	M																						
		F																						
SYNTHETIC NARC	180c	M																						
		F																						
OTHER/NON-NARC	180d	M																						
		F																						
DRUG/POSSESSION	185	M																						
		F																						
NARCOTICS	185e	M																						
		F																						
MARIJUANA	185f	M																						
		F																						
SYNTHETIC NARC	185g	M																						
		F																						
OTHER/NON-NARC	185h	M																						
		F																						
GAMBLING	19	M																						
		F																						
BOOKMAKING	19a	M																						
		F																						
NUMBERS	19b	M																						
		F																						
OTHER GAMBLING	19c	M																						
		F																						
FAMILY/CHILD	20	M																						
		F																						

AGE, SEX AND RACE OF PERSONS ARRESTED
18 Years of age and over

CLASSIFICATIONS OF OFFENSES	UCR	SEX	AGE														TOT	RACE								
			18	19	20	21	22	23	24	25-29	30-34	35-39	40-44	45-49	50-54	55-59		60-64	65 OV	WHT	BLK	IND	ASN	PAC		
DRIVING INFLUENCE	21	M				1	1					4	2		1	1	2				12	10	1	5		
		F									1			1				2				4				
LIQUOR LAWS	22	M																								
		F																								
DRUNKENNESS	23	M																								
		F																								
DISORDERLY CONDUCT	24	M										4			2	2					8	2	2	4		
		F																								
VAGRANCY	25	M																								
		F																								
ALL OTHER	26	M						1	2	1	2				1						7	1	1	7		
		F												2								2				
SUSPICION	27	M																								
		F																								
HUMAN TRAFFICKING/COMMERCIAL SEX ACTS	30	M																								
		F																								
HUMAN TRAFFICKING/INVOLUNTARY SERVITUDE	31	M																								
		F																								
TOTAL BY SEX		M				1	3	3	2	12	9	3	6	6	5	1	2				53	25	4	32	1	
		F		1						1		4	1			2					9					
GRAND TOTAL				1		1	3	3	2	13	9	7	7	6	5	3	2			62	25	4	32	1		

RETURN A - MONTHLY RETURN OF OFFENSES KNOWN TO POLICE

(1) Classification of Offense	(2) Offenses Reported	(3) Unfounded Offenses	(4) Actual Offenses	(5) Offenses Cleared	(6) Juveniles Only
CRIMINAL HOMICIDE					
MURDER/NONNEG MANSLAUGHTER					
MANSLAUGHTER BY NEGLIGENCE					
TOTAL					
RAPE					
RAPE	1	1			
ATTEMPTS TO COMMIT RAPE					
TOTAL	1	1			
ROBBERY					
FIREARM					
KNIFE/CUTTING INSTRUMENT					
OTHER DANGEROUS WEAPON					
STRONG-ARM (HANDS, FISTS)					
TOTAL					
ASSAULT					
FIREARM					
KNIFE OR CUTTING INSTRUMENT					
OTHER DANGEROUS WEAPON					
HANDS, FIST, FEET, AGGRAVATED					
OTHER ASSAULTS - SIMPLE	10	1	9	3	
TOTAL	10	1	9	3	
BURGLARY					
FORCIBLE ENTRY					
UNLAWFUL ENTRY - NO FORCE	1		1		
ATTEMPTED FORCIBLE ENTRY					
TOTAL	1		1		
LARCENY-THEFT					
THEFT (EX MOTOR VEHICLE)	7	1	6		
TOTAL	7	1	6		
MOTOR VEHICLE THEFT					
AUTOS					
TRUCKS AND BUSES					
OTHER VEHICLES					
TOTAL					
GRAND TOTAL	19	3	16	3	

PROPERTY STOLEN BY CLASSIFICATION

CLASSIFICATION OF OFFENSES	NUMBER ACTUAL OFFENSES	VALUE OF PROPERTY STOLEN
MURDER/NONNEG MANSLAUGHTER		
RAPE		
ROBBERY		
HIGHWAY (STREET, ALLEYS, ETC.)		
COMMERCIAL HOUSE		
GAS OR SERVICE STATION		
CONVENIENCE STORE		
RESIDENCE		
BANK		
MISCELLANEOUS		
TOTAL ROBBERY		
BURGLARY		
RESIDENCE (DWELLING)		
NIGHT (6PM-6AM)		
DAY (6AM-6PM)		
UNKNOWN		
NON-RESIDENCE (STORE ETC.)		
NIGHT (6PM-6AM)		
DAY (6AM-6PM)		
UNKNOWN	1	\$ 200
TOTAL BURGLARY	1	\$ 200
LARCENY-THEFT		
\$200 AND OVER	4	\$ 8,700
\$50 TO \$200		
UNDER \$50	2	
TOTAL	6	\$ 8,700
6X. NATURE OF LARCENIES UNDER ITEM 6		
POCKET-PICKING	1	\$ 1,000
PURSE-SNATCHING		
SHOPLIFTING	2	
FROM MOTOR VEHICLE		
MOTOR VEHICLE PARTS & ACCESSORIES		
BICYCLES		
FROM BUILDING(EX C&H)	2	\$ 6,700
FROM COIN-OP MACHINES		
ALL OTHER	1	\$ 1,000
TOTAL LARCENY	6	\$ 8,700
MOTOR VEHICLE THEFT		
STOLEN & RECOVERED LOCALLY		
STOLEN LOCALLY & RECOVERED OTHER		
TOTAL STOLEN OTHER & RECOVERED LOCAL		
STOLEN IN OTHER JURIS & RECOVERED LOCALLY		
TOTAL MOTOR VEHICLE THEFT		
GRAND TOTAL	8	\$ 8,900

PROPERTY BY TYPE AND VALUE

Type of Property (1)	Monetary Value of Property Stolen in Your Jurisdiction	
	STOLEN (2)	RECOVERED (3)
CURRENCY, NOTES, ETC.		
JEWELRY & PRECIOUS METALS		
CLOTHING AND FURS		
LOCALLY STOLEN MOTOR VEHICLE		
OFFICE EQUIPMENT		
TV, RADIOS, CAMERAS, ETC.	\$ 3,000	\$ 1,000
FIREARMS	\$ 3,700	
HOUSEHOLD GOODS		
CONSUMABLE GOODS		
LIVESTOCK		
MISCELLANEOUS	\$ 2,200	
GRAND TOTAL	\$ 8,900	\$ 1,000

AGE, SEX AND RACE OF PERSONS ARRESTED
18 Years of age and over

CLASSIFICATIONS OF OFFENSES	UCR	SEX	AGE													TOT	RACE							
			18	19	20	21	22	23	24	25-29	30-34	35-39	40-44	45-49	50-54		55-59	60-64	65 OV	WHT	BLK	IND	ASN	PAC
MURDER/NONNEG MANSLAUGHTER	01A	M																						
		F																						
MANSLAUGHTER BY NEGLIGENCE	01B	M																						
		F																						
RAPE	02	M																						
		F																						
ROBBERY	03	M																						
		F																						
AGGRAVATED ASSAULT	04	M																						
		F																						
BURGLARY	05	M																						
		F																						
LARCENY	06	M								1	1									2	2	1		
		F									1									1				
MOTOR VEHICLE THEFT	07	M																						
		F																						
OTHER ASSAULTS	08	M							1	1	2	1	1						1	7	5	3	1	
		F									2									2				
ARSON	09	M																						
		F																						
FORGERY	10	M																						
		F																						
FRAUD	11	M																						
		F																						
EMBEZZLEMENT	12	M																						
		F																						
STOLEN PROPERTY	13	M																						
		F																						
VANDALISM	14	M																						
		F																						
WEAPONS	15	M																						
		F																						
PROSTITUTION AND COMMERCIALIZED VICE	16	M																						
		F																						
PROSTITUTION	16a	M																						
		F																						

AGE, SEX AND RACE OF PERSONS ARRESTED
18 Years of age and over

CLASSIFICATIONS OF OFFENSES	UCR	SEX	AGE													TOT	RACE								
			18	19	20	21	22	23	24	25-29	30-34	35-39	40-44	45-49	50-54		55-59	60-64	65 OV	WHT	BLK	IND	ASN	PAC	
ASSISTING OR PROMOTING PROSTITUTION	16b	M																							
		F																							
PURCHASING PROSTITUTION	16c	M																							
		F																							
SEX OFFENSES	17	M																							
		F																							
DRUG/SALE/MAN	180	M																							
		F																							
NARCOTICS	180a	M																							
		F																							
MARIJUANA	180b	M																							
		F																							
SYNTHETIC NARC	180c	M																							
		F																							
OTHER/NON-NARC	180d	M																							
		F																							
DRUG/POSSESSION	185	M																							
		F																							
NARCOTICS	185e	M																							
		F																							
MARIJUANA	185f	M																							
		F																							
SYNTHETIC NARC	185g	M																							
		F																							
OTHER/NON-NARC	185h	M																							
		F																							
GAMBLING	19	M																							
		F																							
BOOKMAKING	19a	M																							
		F																							
NUMBERS	19b	M																							
		F																							
OTHER GAMBLING	19c	M																							
		F																							
FAMILY/CHILD	20	M																							
		F																							

AGE, SEX AND RACE OF PERSONS ARRESTED
18 Years of age and over

CLASSIFICATIONS OF OFFENSES	UCR	SEX	AGE													TOT	RACE								
			18	19	20	21	22	23	24	25-29	30-34	35-39	40-44	45-49	50-54		55-59	60-64	65 OV	WHT	BLK	IND	ASN	PAC	
DRIVING INFLUENCE	21	M	2						1	1	2		1		1	1				9	11		1		
		F								1		1	1							3					
LIQUOR LAWS	22	M			1														1	1					
		F																							
DRUNKENNESS	23	M	1										1						2	2					
		F																							
DISORDERLY CONDUCT	24	M																							
		F																							
VAGRANCY	25	M																							
		F																							
ALL OTHER	26	M								1	1	2	2	1		1			8	8		2			
		F											1			1			2						
SUSPICION	27	M																							
		F																							
HUMAN TRAFFICKING/COMMERCIAL SEX ACTS	30	M																							
		F																							
HUMAN TRAFFICKING/INVOLUNTARY SERVITUDE	31	M																							
		F																							
TOTAL BY SEX		M	3		1				2	4	6	3	5	1	1	2		1	29	29	3	5			
		F								1	3	1	2			1			8						
GRAND TOTAL			3		1				2	5	9	4	7	1	1	3		1	37	29	3	5			

AGE, SEX AND RACE OF PERSONS ARRESTED
under 18 Years of age

CLASSIFICATIONS OF OFFENSES	UCR	SEX	AGE						TOT	RACE				
			Under 10	10-12	13-14	15	16	17		WHT	BLK	IND	ASN	PAC
MURDER/NONNEG MANSLAUGHTER	01A	M												
		F												
MANSLAUGHTER BY NEGLIGENCE	01B	M												
		F												
RAPE	02	M												
		F												
ROBBERY	03	M												
		F												
AGGRAVATED ASSAULT	04	M												
		F												
BURGLARY	05	M												
		F												
LARCENY	06	M												
		F												
MOTOR VEHICLE THEFT	07	M												
		F												
OTHER ASSAULTS	08	M												
		F												
ARSON	09	M												
		F												
FORGERY	10	M												
		F												
FRAUD	11	M												
		F												
EMBEZZLEMENT	12	M												
		F												
STOLEN PROPERTY	13	M												
		F												
VANDALISM	14	M												
		F												
WEAPONS	15	M												
		F												
PROSTITUTION	16	M												
		F												
PROSTITUTION	16a	M												
		F												

AGE, SEX AND RACE OF PERSONS ARRESTED
under 18 Years of age

CLASSIFICATIONS OF OFFENSES	UCR	SEX	AGE						TOT	RACE				
			Under 10	10-12	13-14	15	16	17		WHT	BLK	IND	ASN	PAC
ASSISTING OR PROMOTING PROSTITUTION	16b	M												
		F												
PURCHASING PROSTITUTION	16c	M												
		F												
SEX OFFENSES	17	M												
		F												
DRUG/SALE/MAN	180	M												
		F												
NARCOTICS	180a	M												
		F												
MARIJUANA	180b	M												
		F												
SYNTHETIC NARC	180c	M												
		F												
OTHER/NON-NARC	180d	M												
		F												
DRUG/POSSESSION	185	M												
		F												
NARCOTICS	185e	M												
		F												
MARIJUANA	185f	M												
		F												
SYNTHETIC NARC	185g	M												
		F												
OTHER/NON-NARC	185h	M												
		F												
GAMBLING	19	M												
		F												
BOOKMAKING	19a	M												
		F												
NUMBERS	19b	M												
		F												
OTHER GAMBLING	19c	M												
		F												
FAMILY/CHILD	20	M												
		F												

AGE, SEX AND RACE OF PERSONS ARRESTED
under 18 Years of age

CLASSIFICATIONS OF OFFENSES	UCR	SEX	AGE						TOT	RACE									
			Under 10	10-12	13-14	15	16	17		WHT	BLK	IND	ASN	PAC					
			DRIVING INFLUENCE	21	M														
		F																	
LIQUOR LAWS	22	M																	
		F																	
DRUNKENNESS	23	M			1				1				1						
		F																	
DISORDERLY CONDUCT	24	M																	
		F																	
VAGRANCY	25	M																	
		F																	
ALL OTHER	26	M																	
		F																	
SUSPICION	27	M																	
		F																	
CURFEW	28	M																	
		F																	
RUN-AWAYS	29	M																	
		F																	
HUMAN TRAFFICKING/COMMERCIAL SEX ACTS	30	M																	
		F																	
HUMAN TRAFFICKING/INVOLUNTARY SERVITUDE	31	M																	
		F																	
TOTAL BY SEX		M			1				1				1						
		F																	
GRAND TOTAL					1				1				1						

RETURN A - MONTHLY RETURN OF OFFENSES KNOWN TO POLICE

(1) Classification of Offense	(2) Offenses Reported	(3) Unfounded Offenses	(4) Actual Offenses	(5) Offenses Cleared	(6) Juveniles Only
CRIMINAL HOMICIDE					
MURDER/NONNEG MANSLAUGHTER					
MANSLAUGHTER BY NEGLIGENCE					
TOTAL					
RAPE					
RAPE	1	1			
ATTEMPTS TO COMMIT RAPE					
TOTAL	1	1			
ROBBERY					
FIREARM					
KNIFE/CUTTING INSTRUMENT					
OTHER DANGEROUS WEAPON					
STRONG-ARM (HANDS, FISTS)					
TOTAL					
ASSAULT					
FIREARM					
KNIFE OR CUTTING INSTRUMENT	4		4	3	
OTHER DANGEROUS WEAPON	1		1		
HANDS, FIST, FEET, AGGRAVATED	2		2	1	
OTHER ASSAULTS - SIMPLE	24		24	7	
TOTAL	31		31	11	
BURGLARY					
FORCIBLE ENTRY	2		2		
UNLAWFUL ENTRY - NO FORCE	3		3	1	
ATTEMPTED FORCIBLE ENTRY					
TOTAL	5		5	1	
LARCENY-THEFT					
THEFT (EX MOTOR VEHICLE)	12		12	3	
TOTAL	12		12	3	
MOTOR VEHICLE THEFT					
AUTOS	2	1	1		
TRUCKS AND BUSES	1		1		
OTHER VEHICLES	1		1		
TOTAL	4	1	3		
GRAND TOTAL	53	2	51	15	

PROPERTY STOLEN BY CLASSIFICATION

CLASSIFICATION OF OFFENSES	NUMBER ACTUAL OFFENSES	VALUE OF PROPERTY STOLEN
MURDER/NONNEG MANSLAUGHTER		
RAPE		
ROBBERY		
HIGHWAY (STREET, ALLEYS, ETC.)		
COMMERCIAL HOUSE		
GAS OR SERVICE STATION		
CONVENIENCE STORE		
RESIDENCE		
BANK		
MISCELLANEOUS		
TOTAL ROBBERY		
BURGLARY		
RESIDENCE (DWELLING)		
NIGHT (6PM-6AM)	1	
DAY (6AM-6PM)		
UNKNOWN	1	\$ 1,500
NON-RESIDENCE (STORE ETC.)		
NIGHT (6PM-6AM)		
DAY (6AM-6PM)	1	
UNKNOWN	2	\$ 4,082
TOTAL BURGLARY	5	\$ 5,582
LARCENY-THEFT		
\$200 AND OVER	6	\$ 18,698
\$50 TO \$200		
UNDER \$50	6	\$ 15
TOTAL	12	\$ 18,713
6X. NATURE OF LARCENIES UNDER ITEM 6		
POCKET-PICKING	1	
PURSE-SNATCHING		
SHOPLIFTING	1	\$ 10
FROM MOTOR VEHICLE		
MOTOR VEHICLE PARTS & ACCESSORIES	1	\$ 500
BICYCLES		
FROM BUILDING(EX C&H)	4	\$ 5
FROM COIN-OP MACHINES		
ALL OTHER	5	\$ 18,198
TOTAL LARCENY	12	\$ 18,713
MOTOR VEHICLE THEFT	3	\$ 3,000
STOLEN & RECOVERED LOCALLY		
STOLEN LOCALLY & RECOVERED OTHER		
TOTAL STOLEN OTHER & RECOVERED LOCAL		
STOLEN IN OTHER JURIS & RECOVERED LOCALLY		
TOTAL MOTOR VEHICLE THEFT	3	\$ 3,000
GRAND TOTAL	20	\$ 27,295

PROPERTY BY TYPE AND VALUE

Type of Property (1)	Monetary Value of Property Stolen in Your Jurisdiction	
	STOLEN (2)	RECOVERED (3)
CURRENCY, NOTES, ETC.	\$ 8,898	
JEWELRY & PRECIOUS METALS		
CLOTHING AND FURS		
LOCALLY STOLEN MOTOR VEHICLE	\$ 3,000	
OFFICE EQUIPMENT	\$ 2,144	
TV, RADIOS, CAMERAS, ETC.		
FIREARMS	\$ 1,500	
HOUSEHOLD GOODS		
CONSUMABLE GOODS	\$ 15	
LIVESTOCK		
MISCELLANEOUS	\$ 11,738	
GRAND TOTAL	\$ 27,295	

AGE, SEX AND RACE OF PERSONS ARRESTED
18 Years of age and over

CLASSIFICATIONS OF OFFENSES	UCR	SEX	AGE													TOT	RACE							
			18	19	20	21	22	23	24	25-29	30-34	35-39	40-44	45-49	50-54		55-59	60-64	65 OV	WHT	BLK	IND	ASN	PAC
MURDER/NONNEG MANSLAUGHTER	01A	M																						
		F																						
MANSLAUGHTER BY NEGLIGENCE	01B	M																						
		F																						
RAPE	02	M																						
		F																						
ROBBERY	03	M																						
		F																						
AGGRAVATED ASSAULT	04	M					1				1		1		1			1		5	6			
		F															1		1					
BURGLARY	05	M								1									1	4				
		F					1	1			1								3					
LARCENY	06	M			1					3									4	2		2		
		F																						
MOTOR VEHICLE THEFT	07	M																						
		F																						
OTHER ASSAULTS	08	M								2	1	2	3		1			1	10	6		7		
		F						1		2									3					
ARSON	09	M																						
		F																						
FORGERY	10	M																						
		F																						
FRAUD	11	M																						
		F																						
EMBEZZLEMENT	12	M																						
		F																						
STOLEN PROPERTY	13	M																						
		F																						
VANDALISM	14	M																				1		
		F								1									1					
WEAPONS	15	M																						
		F																						
PROSTITUTION AND COMMERCIALIZED VICE	16	M										1							1			1		
		F																						
PROSTITUTION	16a	M																						
		F																						

AGE, SEX AND RACE OF PERSONS ARRESTED
18 Years of age and over

CLASSIFICATIONS OF OFFENSES	UCR	SEX	AGE														TOT	RACE						
			18	19	20	21	22	23	24	25-29	30-34	35-39	40-44	45-49	50-54	55-59		60-64	65 OV	WHT	BLK	IND	ASN	PAC
ASSISTING OR PROMOTING PROSTITUTION	16b	M																						
		F																						
PURCHASING PROSTITUTION	16c	M																						
		F																						
SEX OFFENSES	17	M																						
		F																						
DRUG/SALE/MAN	180	M																						
		F																						
NARCOTICS	180a	M																						
		F																						
MARIJUANA	180b	M																						
		F																						
SYNTHETIC NARC	180c	M																						
		F																						
OTHER/NON-NARC	180d	M																						
		F																						
DRUG/POSSESSION	185	M																						
		F																						
NARCOTICS	185e	M																						
		F																						
MARIJUANA	185f	M																						
		F																						
SYNTHETIC NARC	185g	M																						
		F																						
OTHER/NON-NARC	185h	M																						
		F																						
GAMBLING	19	M																						
		F																						
BOOKMAKING	19a	M																						
		F																						
NUMBERS	19b	M																						
		F																						
OTHER GAMBLING	19c	M																						
		F																						
FAMILY/CHILD	20	M																						
		F																						

AGE, SEX AND RACE OF PERSONS ARRESTED
18 Years of age and over

CLASSIFICATIONS OF OFFENSES	UCR	SEX	AGE														TOT	RACE						
			18	19	20	21	22	23	24	25-29	30-34	35-39	40-44	45-49	50-54	55-59		60-64	65 OV	WHT	BLK	IND	ASN	PAC
DRIVING INFLUENCE	21	M								1	4		1	2	2	1	1	2	14	13	1	4		
		F						1		1	1							1	4					
LIQUOR LAWS	22	M																						
		F																						
DRUNKENNESS	23	M																						
		F																						
DISORDERLY CONDUCT	24	M																				1		
		F									1								1					
VAGRANCY	25	M																						
		F																						
ALL OTHER	26	M			1	2	5	1		10	6	6	7	3	3				44	26	1	37	1	
		F					2	1	11	3	2	1			1				21					
SUSPICION	27	M																						
		F																						
HUMAN TRAFFICKING/COMMERCIAL SEX ACTS	30	M																						
		F																						
HUMAN TRAFFICKING/INVOLUNTARY SERVITUDE	31	M																						
		F																						
TOTAL BY SEX		M			2	2	6	1		17	12	9	12	5	7	1	1	4	79	57	2	53	1	
		F					1	5	1	15	5	3	1			1	1	1	34					
GRAND TOTAL					2	2	7	6	1	32	17	12	13	5	7	2	2	5	113	57	2	53	1	

RETURN A - MONTHLY RETURN OF OFFENSES KNOWN TO POLICE

(1) Classification of Offense	(2) Offenses Reported	(3) Unfounded Offenses	(4) Actual Offenses	(5) Offenses Cleared	(6) Juveniles Only
CRIMINAL HOMICIDE					
MURDER/NONNEG MANSLAUGHTER	1		1	1	
MANSLAUGHTER BY NEGLIGENCE					
TOTAL	1		1	1	
RAPE					
RAPE	3		3	2	
ATTEMPTS TO COMMIT RAPE					
TOTAL	3		3	2	
ROBBERY					
FIREARM					
KNIFE/CUTTING INSTRUMENT					
OTHER DANGEROUS WEAPON					
STRONG-ARM (HANDS, FISTS)	1		1		
TOTAL	1		1		
ASSAULT					
FIREARM	1		1	1	
KNIFE OR CUTTING INSTRUMENT	2		2	2	
OTHER DANGEROUS WEAPON	12		12	11	
HANDS, FIST, FEET, AGGRAVATED	37	1	36	25	
OTHER ASSAULTS - SIMPLE	37		37	30	
TOTAL	89	1	88	69	
BURGLARY					
FORCIBLE ENTRY	8		8	6	
UNLAWFUL ENTRY - NO FORCE	4		4		
ATTEMPTED FORCIBLE ENTRY					
TOTAL	12		12	6	
LARCENY-THEFT					
THEFT (EX MOTOR VEHICLE)	39		39	2	1
TOTAL	39		39	2	1
MOTOR VEHICLE THEFT					
AUTOS	1		1	1	
TRUCKS AND BUSES	4		4	2	
OTHER VEHICLES	7		7	2	
TOTAL	12		12	5	
GRAND TOTAL	157	1	156	85	1

PROPERTY STOLEN BY CLASSIFICATION

CLASSIFICATION OF OFFENSES	NUMBER ACTUAL OFFENSES	VALUE OF PROPERTY STOLEN
MURDER/NONNEG MANSLAUGHTER	1	
RAPE	3	
ROBBERY		
HIGHWAY (STREET, ALLEYS, ETC.)		
COMMERCIAL HOUSE		
GAS OR SERVICE STATION		
CONVENIENCE STORE	1	
RESIDENCE		
BANK		
MISCELLANEOUS		
TOTAL ROBBERY	1	
BURGLARY		
RESIDENCE (DWELLING)		
NIGHT (6PM-6AM)		
DAY (6AM-6PM)	2	\$ 160
UNKNOWN	3	\$ 200
NON-RESIDENCE (STORE ETC.)		
NIGHT (6PM-6AM)	1	
DAY (6AM-6PM)	4	\$ 3,090
UNKNOWN	2	\$ 500
TOTAL BURGLARY	12	\$ 3,950
LARCENY-THEFT		
\$200 AND OVER	16	\$ 29,708
\$50 TO \$200	14	\$ 803
UNDER \$50	9	\$ 200
TOTAL	39	\$ 30,711
6X. NATURE OF LARCENIES UNDER ITEM 6		
POCKET-PICKING	1	\$ 80
PURSE-SNATCHING		
SHOPLIFTING	9	\$ 270
FROM MOTOR VEHICLE	3	\$ 73
MOTOR VEHICLE PARTS & ACCESSORIES	2	\$ 382
BICYCLES	4	\$ 700
FROM BUILDING(EX C&H)	18	\$ 27,406
FROM COIN-OP MACHINES		
ALL OTHER	2	\$ 1,800
TOTAL LARCENY	39	\$ 30,711
MOTOR VEHICLE THEFT	12	\$ 83,785
STOLEN & RECOVERED LOCALLY	12	
STOLEN LOCALLY & RECOVERED OTHER		
TOTAL STOLEN OTHER & RECOVERED LOCAL	12	
STOLEN IN OTHER JURIS & RECOVERED LOCALLY		
TOTAL MOTOR VEHICLE THEFT	12	\$ 83,785
GRAND TOTAL	68	\$ 118,446

PROPERTY BY TYPE AND VALUE

Type of Property (1)	Monetary Value of Property Stolen in Your Jurisdiction	
	STOLEN (2)	RECOVERED (3)
CURRENCY, NOTES, ETC.	\$ 18,240	\$ 60
JEWELRY & PRECIOUS METALS	\$ 100	\$ 100
CLOTHING AND FURS	\$ 120	
LOCALLY STOLEN MOTOR VEHICLE	\$ 83,785	\$ 83,785
OFFICE EQUIPMENT		
TV, RADIOS, CAMERAS, ETC.		\$ 247
FIREARMS	\$ 800	
HOUSEHOLD GOODS	\$ 410	\$ 16
CONSUMABLE GOODS	\$ 2,342	\$ 38
LIVESTOCK		
MISCELLANEOUS	\$ 12,649	\$ 2,602
GRAND TOTAL	\$ 118,446	\$ 86,848

LAW ENFORCEMENT OFFICERS KILLED OR ASSAULTED

Type of activity	Total assaults by weapon	Type of Weapon				Type of Assignment							Officer assaults cleared
		Firearm	Knife or other cutting instrument	Other dangerous weapon	Hands, fists, feet, etc.	Two-officer vehicle	One-officer vehicle		Detective or special assign.		Other		
							Alone	Asst	Alone	Ast	Alone	Asst	
A	B	C	D	E	F	G	H	I	J	K	L	M	
1. Responding to disturbance calls (family quarrels, person with firearm, etc.)	3				3		3						3
2. Burglaries in progress or pursuing burglary suspects													
3. Robberies in progress or pursuing robbery suspects													
4. Attempting other arrests	2				2		1	1					2
5. Civil disorder (riot, mass disobedience, etc.)													
6. Handling, transporting, custody of prisoners													
7. Investigating suspicious persons or circumstances													
8. Ambush – no warning													
9. Mentally deranged													
10. Traffic pursuits and stops													
11. All other													
12. TOTAL (1-11)	5				5		1	4					5
13. Number with person injury													
14. Number without personal injury	5				5								

15. Time of assaults	12 AM	2 AM	4 AM	6 AM	8 AM	10 AM	NOON	2 PM	4 PM	6 PM	8 PM	10 PM	UNK
	2		1					1	1				

AGE, SEX AND RACE OF PERSONS ARRESTED
18 Years of age and over

CLASSIFICATIONS OF OFFENSES	UCR	SEX	AGE														TOT	RACE						
			18	19	20	21	22	23	24	25-29	30-34	35-39	40-44	45-49	50-54	55-59		60-64	65 OV	WHT	BLK	IND	ASN	PAC
ASSISTING OR PROMOTING PROSTITUTION	16b	M																						
		F																						
PURCHASING PROSTITUTION	16c	M																						
		F																						
SEX OFFENSES	17	M					1		1		1										3			
		F																						
DRUG/SALE/MAN	180	M																						
		F																						
NARCOTICS	180a	M																						
		F																						
MARIJUANA	180b	M																						
		F																						
SYNTHETIC NARC	180c	M																						
		F																						
OTHER/NON-NARC	180d	M																						
		F																						
DRUG/POSSESSION	185	M																						
		F																						
NARCOTICS	185e	M																						
		F																						
MARIJUANA	185f	M																						
		F																						
SYNTHETIC NARC	185g	M																						
		F																						
OTHER/NON-NARC	185h	M																						
		F																						
GAMBLING	19	M																						
		F																						
BOOKMAKING	19a	M																						
		F																						
NUMBERS	19b	M																						
		F																						
OTHER GAMBLING	19c	M																						
		F																						
FAMILY/CHILD	20	M			1																1			
		F																						

AGE, SEX AND RACE OF PERSONS ARRESTED
18 Years of age and over

CLASSIFICATIONS OF OFFENSES	UCR	SEX	AGE														TOT	RACE						
			18	19	20	21	22	23	24	25-29	30-34	35-39	40-44	45-49	50-54	55-59		60-64	65 OV	WHT	BLK	IND	ASN	PAC
DRIVING INFLUENCE	21	M			1			1	1	2	3	4	1	1	2				16	3		26		
		F					2			2	4	1			3	1			13					
LIQUOR LAWS	22	M																			1			
		F													1									1
DRUNKENNESS	23	M																						
		F																						
DISORDERLY CONDUCT	24	M				1		2		3	2	2			1	1			12		1	21		
		F				1		1		3	2			1	1		1		10					
VAGRANCY	25	M																						
		F																						
ALL OTHER	26	M		1	1	6		1	1	9	15	7	5	6	4	5	3	4	68		1	93	1	
		F								4	10	8	1	1	2		1		27					
SUSPICION	27	M																						
		F																						
HUMAN TRAFFICKING/COMMERCIAL SEX ACTS	30	M																						
		F																						
HUMAN TRAFFICKING/INVOLUNTARY SERVITUDE	31	M																						
		F																						
TOTAL BY SEX		M		3	6	15	1	5	4	20	42	22	11	11	10	8	7	4	169	9	2	242	2	1
		F			1	3	4	1		22	20	14	4	3	8	2	5		87					
GRAND TOTAL				3	7	18	5	6	4	42	62	36	15	14	18	10	12	4	256	9	2	242	2	1

AGE, SEX AND RACE OF PERSONS ARRESTED
under 18 Years of age

CLASSIFICATIONS OF OFFENSES	UCR	SEX	AGE						TOT	RACE				
			Under 10	10-12	13-14	15	16	17		WHT	BLK	IND	ASN	PAC
			MURDER/NONNEG MANSLAUGHTER	01A	M									
		F												
MANSLAUGHTER BY NEGLIGENCE	01B	M												
		F												
RAPE	02	M												
		F												
ROBBERY	03	M												
		F												
AGGRAVATED ASSAULT	04	M												
		F												
BURGLARY	05	M												
		F												
LARCENY	06	M		3	1			4	2		2			
		F												
MOTOR VEHICLE THEFT	07	M												
		F												
OTHER ASSAULTS	08	M												
		F												
ARSON	09	M												
		F												
FORGERY	10	M												
		F												
FRAUD	11	M												
		F												
EMBEZZLEMENT	12	M												
		F												
STOLEN PROPERTY	13	M												
		F												
VANDALISM	14	M												
		F												
WEAPONS	15	M												
		F												
PROSTITUTION	16	M												
		F												
PROSTITUTION	16a	M												
		F												

AGE, SEX AND RACE OF PERSONS ARRESTED
under 18 Years of age

CLASSIFICATIONS OF OFFENSES	UCR	SEX	AGE						TOT	RACE				
			Under 10	10-12	13-14	15	16	17		WHT	BLK	IND	ASN	PAC
ASSISTING OR PROMOTING PROSTITUTION	16b	M												
		F												
PURCHASING PROSTITUTION	16c	M												
		F												
SEX OFFENSES	17	M												
		F												
DRUG/SALE/MAN	180	M												
		F												
NARCOTICS	180a	M												
		F												
MARIJUANA	180b	M												
		F												
SYNTHETIC NARC	180c	M												
		F												
OTHER/NON-NARC	180d	M												
		F												
DRUG/POSSESSION	185	M												
		F												
NARCOTICS	185e	M												
		F												
MARIJUANA	185f	M												
		F												
SYNTHETIC NARC	185g	M												
		F												
OTHER/NON-NARC	185h	M												
		F												
GAMBLING	19	M												
		F												
BOOKMAKING	19a	M												
		F												
NUMBERS	19b	M												
		F												
OTHER GAMBLING	19c	M												
		F												
FAMILY/CHILD	20	M												
		F												

AGE, SEX AND RACE OF PERSONS ARRESTED
under 18 Years of age

CLASSIFICATIONS OF OFFENSES	UCR	SEX	AGE						TOT	RACE									
			Under 10	10-12	13-14	15	16	17		WHT	BLK	IND	ASN	PAC					
			DRIVING INFLUENCE	21	M														
		F																	
LIQUOR LAWS	22	M			1			1	2			3							
		F			3		1	4											
DRUNKENNESS	23	M																	
		F																	
DISORDERLY CONDUCT	24	M																	
		F																	
VAGRANCY	25	M																	
		F																	
ALL OTHER	26	M																	
		F																	
SUSPICION	27	M																	
		F																	
CURFEW	28	M																	
		F																	
RUN-AWAYS	29	M																	
		F																	
HUMAN TRAFFICKING/COMMERCIAL SEX ACTS	30	M																	
		F																	
HUMAN TRAFFICKING/INVOLUNTARY SERVITUDE	31	M																	
		F																	
TOTAL BY SEX		M		3	2			5	4			5							
		F			3		1	4											
GRAND TOTAL				3	5		1	9	4			5							

RETURN A - MONTHLY RETURN OF OFFENSES KNOWN TO POLICE

(1) Classification of Offense	(2) Offenses Reported	(3) Unfounded Offenses	(4) Actual Offenses	(5) Offenses Cleared	(6) Juveniles Only
CRIMINAL HOMICIDE					
MURDER/NONNEG MANSLAUGHTER					
MANSLAUGHTER BY NEGLIGENCE					
TOTAL					
RAPE					
RAPE					
ATTEMPTS TO COMMIT RAPE					
TOTAL					
ROBBERY					
FIREARM					
KNIFE/CUTTING INSTRUMENT					
OTHER DANGEROUS WEAPON					
STRONG-ARM (HANDS, FISTS)					
TOTAL					
ASSAULT					
FIREARM					
KNIFE OR CUTTING INSTRUMENT					
OTHER DANGEROUS WEAPON					
HANDS, FIST, FEET, AGGRAVATED	1		1	1	
OTHER ASSAULTS - SIMPLE	3		3	2	
TOTAL	4		4	3	
BURGLARY					
FORCIBLE ENTRY					
UNLAWFUL ENTRY - NO FORCE					
ATTEMPTED FORCIBLE ENTRY					
TOTAL					
LARCENY-THEFT					
THEFT (EX MOTOR VEHICLE)	17	3	14	3	
TOTAL	17	3	14	3	
MOTOR VEHICLE THEFT					
AUTOS	3	2	1		
TRUCKS AND BUSES					
OTHER VEHICLES	1		1		
TOTAL	4	2	2		
GRAND TOTAL	25	5	20	6	

PROPERTY BY TYPE AND VALUE

Type of Property (1)	Monetary Value of Property Stolen in Your Jurisdiction	
	STOLEN (2)	RECOVERED (3)
CURRENCY, NOTES, ETC.	\$ 8,090	\$ 50
JEWELRY & PRECIOUS METALS	\$ 850	\$ 50
CLOTHING AND FURS	\$ 1,046	\$ 20
LOCALLY STOLEN MOTOR VEHICLE	\$ 1,000	
OFFICE EQUIPMENT	\$ 380	\$ 380
TV, RADIOS, CAMERAS, ETC.		
FIREARMS	\$ 800	
HOUSEHOLD GOODS	\$ 239	\$ 200
CONSUMABLE GOODS		
LIVESTOCK		
MISCELLANEOUS	\$ 550	
GRAND TOTAL	\$ 12,955	\$ 700

LAW ENFORCEMENT OFFICERS KILLED OR ASSAULTED

Type of activity	Total assaults by weapon	Type of Weapon				Type of Assignment						Officer assaults cleared	
		Firearm	Knife or other cutting instrument	Other dangerous weapon	Hands, fists, feet, etc.	Two-officer vehicle	One-officer vehicle		Detective or special assign.		Other		
							Alone	Asst	Alone	Ast	Alone		Asst
A	B	C	D	E	F	G	H	I	J	K	L	M	
1. Responding to disturbance calls (family quarrels, person with firearm, etc.)	1				1		1						
2. Burglaries in progress or pursuing burglary suspects													
3. Robberies in progress or pursuing robbery suspects													
4. Attempting other arrests													
5. Civil disorder (riot, mass disobedience, etc.)													
6. Handling, transporting, custody of prisoners													
7. Investigating suspicious persons or circumstances	2				2		2						2
8. Ambush – no warning													
9. Mentally deranged													
10. Traffic pursuits and stops													
11. All other													
12. TOTAL (1-11)	3				3		1	2					2
13. Number with person injury													
14. Number without personal injury	3				3								

15. Time of assaults	12 AM	2 AM	4 AM	6 AM	8 AM	10 AM	NOON	2 PM	4 PM	6 PM	8 PM	10 PM	UNK
		2									1		

AGE, SEX AND RACE OF PERSONS ARRESTED
18 Years of age and over

CLASSIFICATIONS OF OFFENSES	UCR	SEX	AGE													TOT	RACE							
			18	19	20	21	22	23	24	25-29	30-34	35-39	40-44	45-49	50-54		55-59	60-64	65 OV	WHT	BLK	IND	ASN	PAC
MURDER/NONNEG MANSLAUGHTER	01A	M																						
		F																						
MANSLAUGHTER BY NEGLIGENCE	01B	M																						
		F																						
RAPE	02	M																						
		F																						
ROBBERY	03	M																						
		F																						
AGGRAVATED ASSAULT	04	M														1						1		
		F																						
BURGLARY	05	M																						
		F																						
LARCENY	06	M																				1		
		F															1						1	
MOTOR VEHICLE THEFT	07	M										1										1		
		F																						
OTHER ASSAULTS	08	M															1					1		
		F																						
ARSON	09	M																						
		F																						
FORGERY	10	M																						
		F																						
FRAUD	11	M																						
		F																						
EMBEZZLEMENT	12	M																						
		F																						
STOLEN PROPERTY	13	M																						
		F																						
VANDALISM	14	M																						
		F																						
WEAPONS	15	M															1					1		
		F																						
PROSTITUTION AND COMMERCIALIZED VICE	16	M																						
		F																						
PROSTITUTION	16a	M																						
		F																						

AGE, SEX AND RACE OF PERSONS ARRESTED
18 Years of age and over

CLASSIFICATIONS OF OFFENSES	UCR	SEX	AGE													TOT	RACE									
			18	19	20	21	22	23	24	25-29	30-34	35-39	40-44	45-49	50-54		55-59	60-64	65 OV	WHT	BLK	IND	ASN	PAC		
ASSISTING OR PROMOTING PROSTITUTION	16b	M																								
		F																								
PURCHASING PROSTITUTION	16c	M																								
		F																								
SEX OFFENSES	17	M																								
		F																								
DRUG/SALE/MAN	180	M																								
		F																								
NARCOTICS	180a	M																								
		F																								
MARIJUANA	180b	M																								
		F																								
SYNTHETIC NARC	180c	M																								
		F																								
OTHER/NON-NARC	180d	M																								
		F																								
DRUG/POSSESSION	185	M																								
		F																								
NARCOTICS	185e	M																								
		F																								
MARIJUANA	185f	M																								
		F																								
SYNTHETIC NARC	185g	M																								
		F																								
OTHER/NON-NARC	185h	M																								
		F																								
GAMBLING	19	M																								
		F																								
BOOKMAKING	19a	M																								
		F																								
NUMBERS	19b	M																								
		F																								
OTHER GAMBLING	19c	M																								
		F																								
FAMILY/CHILD	20	M																								1
		F																								

AGE, SEX AND RACE OF PERSONS ARRESTED
18 Years of age and over

CLASSIFICATIONS OF OFFENSES	UCR	SEX	AGE													TOT	RACE								
			18	19	20	21	22	23	24	25-29	30-34	35-39	40-44	45-49	50-54		55-59	60-64	65 OV	WHT	BLK	IND	ASN	PAC	
DRIVING INFLUENCE	21	M						1			1	1		1		1				5	5		5		
		F									1	2	1			1				5					
LIQUOR LAWS	22	M																							
		F																							
DRUNKENNESS	23	M																							
		F																							
DISORDERLY CONDUCT	24	M													1					1	1		1		
		F											1							1	1				
VAGRANCY	25	M																							
		F																							
ALL OTHER	26	M			1					2	1	1	1	4	1	3	1			15	11	2	8		
		F					1			1			1	1	1	1				6					
SUSPICION	27	M																							
		F																							
HUMAN TRAFFICKING/COMMERCIAL SEX ACTS	30	M																							
		F																							
HUMAN TRAFFICKING/INVOLUNTARY SERVITUDE	31	M																							
		F																							
TOTAL BY SEX		M			1			1		4	3	2	4	4	3	3	1			26	19	3	17		
		F					1			1	1	3	2	1	2	2				13					
GRAND TOTAL					1		1	1		5	4	5	6	5	5	5	1		39	19	3	17			

RETURN A - MONTHLY RETURN OF OFFENSES KNOWN TO POLICE

(1) Classification of Offense	(2) Offenses Reported	(3) Unfounded Offenses	(4) Actual Offenses	(5) Offenses Cleared	(6) Juveniles Only
CRIMINAL HOMICIDE					
MURDER/NONNEG MANSLAUGHTER	4	1	3	2	
MANSLAUGHTER BY NEGLIGENCE					
TOTAL	4	1	3	2	
RAPE					
RAPE	41	8	33	3	1
ATTEMPTS TO COMMIT RAPE					
TOTAL	41	8	33	3	1
ROBBERY					
FIREARM	12	1	11	8	2
KNIFE/CUTTING INSTRUMENT	4	1	3	2	
OTHER DANGEROUS WEAPON	2		2	2	
STRONG-ARM (HANDS, FISTS)	37	1	36	11	1
TOTAL	55	3	52	23	3
ASSAULT					
FIREARM	30	2	28	12	
KNIFE OR CUTTING INSTRUMENT	48	4	44	29	
OTHER DANGEROUS WEAPON	61		61	30	
HANDS, FIST, FEET, AGGRAVATED	32	6	26	17	
OTHER ASSAULTS - SIMPLE	423	24	399	230	6
TOTAL	594	36	558	318	6
BURGLARY					
FORCIBLE ENTRY	87	5	82	13	3
UNLAWFUL ENTRY - NO FORCE	67	2	65	9	1
ATTEMPTED FORCIBLE ENTRY	19	3	16		
TOTAL	173	10	163	22	4
LARCENY-THEFT					
THEFT (EX MOTOR VEHICLE)	1033	27	1006	217	11
TOTAL	1033	27	1006	217	11
MOTOR VEHICLE THEFT					
AUTOS	106	5	101	34	8
TRUCKS AND BUSES	65	5	60	13	3
OTHER VEHICLES	23		23	1	
TOTAL	194	10	184	48	11
GRAND TOTAL	2094	95	1999	633	36

PROPERTY STOLEN BY CLASSIFICATION

CLASSIFICATION OF OFFENSES	NUMBER ACTUAL OFFENSES	VALUE OF PROPERTY STOLEN
MURDER/NONNEG MANSLAUGHTER	3	
RAPE	33	
ROBBERY		
HIGHWAY (STREET, ALLEYS, ETC.)	10	\$ 5,896
COMMERCIAL HOUSE		
GAS OR SERVICE STATION		
CONVENIENCE STORE	1	\$ 216
RESIDENCE	7	\$ 3,150
BANK	1	
MISCELLANEOUS	33	\$ 27,352
TOTAL ROBBERY	52	\$ 36,614
BURGLARY		
RESIDENCE (DWELLING)		
NIGHT (6PM-6AM)	16	\$ 2,292
DAY (6AM-6PM)	28	\$ 30,474
UNKNOWN	31	\$ 69,699
NON-RESIDENCE (STORE ETC.)		
NIGHT (6PM-6AM)	32	\$ 35,456
DAY (6AM-6PM)	28	\$ 98,939
UNKNOWN	28	\$ 81,059
TOTAL BURGLARY	163	\$ 317,919
LARCENY-THEFT		
\$200 AND OVER	383	\$ 494,555
\$50 TO \$200	314	\$ 34,522
UNDER \$50	309	\$ 5,096
TOTAL	1006	\$ 534,173
6X. NATURE OF LARCENIES UNDER ITEM 6		
POCKET-PICKING	2	\$ 710
PURSE-SNATCHING		
SHOPLIFTING	320	\$ 43,124
FROM MOTOR VEHICLE	216	\$ 174,848
MOTOR VEHICLE PARTS & ACCESSORIES	40	\$ 13,310
BICYCLES	109	\$ 48,378
FROM BUILDING(EX C&H)	178	\$ 140,736
FROM COIN-OP MACHINES	1	
ALL OTHER	140	\$ 113,067
TOTAL LARCENY	1006	\$ 534,173
MOTOR VEHICLE THEFT	184	\$ 1,351,699
STOLEN & RECOVERED LOCALLY	144	\$ 248,083
STOLEN LOCALLY & RECOVERED OTHER	13	\$ 3,500
TOTAL STOLEN OTHER & RECOVERED LOCAL	157	\$ 251,583
STOLEN IN OTHER JURIS & RECOVERED LOCALLY		
TOTAL MOTOR VEHICLE THEFT	184	\$ 1,351,699
GRAND TOTAL	1441	\$ 2,240,405

PROPERTY BY TYPE AND VALUE

Type of Property (1)	Monetary Value of Property Stolen in Your Jurisdiction	
	STOLEN (2)	RECOVERED (3)
CURRENCY, NOTES, ETC.	\$ 89,705	\$ 35,756
JEWELRY & PRECIOUS METALS	\$ 79,301	\$ 10,826
CLOTHING AND FURS	\$ 57,039	\$ 6,717
LOCALLY STOLEN MOTOR VEHICLE	\$ 1,402,981	\$ 1,141,814
OFFICE EQUIPMENT	\$ 125,256	\$ 23,505
TV, RADIOS, CAMERAS, ETC.	\$ 37,743	\$ 11,303
FIREARMS	\$ 52,243	\$ 7,434
HOUSEHOLD GOODS	\$ 24,346	\$ 2,142
CONSUMABLE GOODS	\$ 19,431	\$ 3,257
LIVESTOCK	\$ 1,995	\$ 15
MISCELLANEOUS	\$ 350,365	\$ 59,575
GRAND TOTAL	\$ 2,240,405	\$ 1,302,344

LAW ENFORCEMENT OFFICERS KILLED OR ASSAULTED

Type of activity	Total assaults by weapon	Type of Weapon				Type of Assignment							Officer assaults cleared
		Firearm	Knife or other cutting instrument	Other dangerous weapon	Hands, fists, feet, etc.	Two-officer vehicle	One-officer vehicle		Detective or special assign.		Other		
							Alone	Asst	Alone	Ast	Alone	Asst	
A	B	C	D	E	F	G	H	I	J	K	L	M	
1. Responding to disturbance calls (family quarrels, person with firearm, etc.)	16		2		14		1	15					16
2. Burglaries in progress or pursuing burglary suspects													
3. Robberies in progress or pursuing robbery suspects													
4. Attempting other arrests	8				8		1	7					6
5. Civil disorder (riot, mass disobedience, etc.)													
6. Handling, transporting, custody of prisoners	2				2		2						2
7. Investigating suspicious persons or circumstances	3			1	2			3					3
8. Ambush – no warning													
9. Mentally deranged	3		2		1		1	2					1
10. Traffic pursuits and stops	3			1	2	1	2						3
11. All other													
12. TOTAL (1-11)	35		4	2	29	1	7	27					31
13. Number with person injury	27		2	2	23								
14. Number without personal injury	8		2		6								

15. Time of assaults	12 AM	2 AM	4 AM	6 AM	8 AM	10 AM	NOON	2 PM	4 PM	6 PM	8 PM	10 PM	UNK
	3	4	3	1		1	4	3	4	4	4	4	

AGE, SEX AND RACE OF PERSONS ARRESTED
18 Years of age and over

CLASSIFICATIONS OF OFFENSES	UCR	SEX	AGE													TOT	RACE							
			18	19	20	21	22	23	24	25-29	30-34	35-39	40-44	45-49	50-54		55-59	60-64	65 OV	WHT	BLK	IND	ASN	PAC
MURDER/NONNEG MANSLAUGHTER	01A	M	1								1								2			2		
		F																						
MANSLAUGHTER BY NEGLIGENCE	01B	M																						
		F																						
RAPE	02	M							2										2			2		
		F																						
ROBBERY	03	M	4				2			2	2	3			1			14	7	5	3	2		
		F								3								3						
AGGRAVATED ASSAULT	04	M	1		5		3	1	7	3	5	8	1		3	1	2	40	25	14	18			
		F		1		2	1	1		3	2	3	1	1	1			1	17					
BURGLARY	05	M	1		1		1		5	1								9	8	1	1			
		F						1										1						
LARCENY	06	M	2	2	9	1	3	1	4	15	30	10	17	4	8	9	1	2	118	125	12	69	2	
		F		1		2	2	4	2	13	25	14	10	7	6	2	2		90					
MOTOR VEHICLE THEFT	07	M		5	2	1			2	3	5	4	2					24	16	6	8	1		
		F				1			2	3	1							7						
OTHER ASSAULTS	08	M	2	2	5	5	2		7	28	15	18	15	4	8	10	2	123	71	30	99	1		
		F	1	2	4	4	6	2	1	9	14	8	7	5	5	8	2		78					
ARSON	09	M													1			1			1			
		F																						
FORGERY	10	M					1		2	2	1	2						8	8	6	2			
		F							1	5	1			1				8						
FRAUD	11	M		1					2	5	1	1	1	1				12	15	1	4			
		F				1			2		1		2		1	1		8						
EMBEZZLEMENT	12	M							1				3					4	1	2	1	1		
		F								1								1						
STOLEN PROPERTY	13	M																						
		F																						
VANDALISM	14	M	1	5	2		1		6	3	6	1	2	1		1		29	20	6	17			
		F	1	3			2	2		2	1	1	1	1				14						
WEAPONS	15	M	2	1	2	2	2	3	1	7	4	1	2	2	3			32	23	5	7			
		F					1		1				1					3						
PROSTITUTION AND COMMERCIALIZED VICE	16	M																						
		F																						
PROSTITUTION	16a	M																						
		F																						

AGE, SEX AND RACE OF PERSONS ARRESTED
18 Years of age and over

CLASSIFICATIONS OF OFFENSES	UCR	SEX	AGE													TOT	RACE							
			18	19	20	21	22	23	24	25-29	30-34	35-39	40-44	45-49	50-54		55-59	60-64	65 OV	WHT	BLK	IND	ASN	PAC
ASSISTING OR PROMOTING PROSTITUTION	16b	M																						
		F																						
PURCHASING PROSTITUTION	16c	M																						
		F																						
SEX OFFENSES	17	M			1			2		2	1	1	1		2	2				12	6	1	6	
		F												1						1				
DRUG/SALE/MAN	180	M						1	1											2	1	1		
		F																						
NARCOTICS	180a	M																						
		F																						
MARIJUANA	180b	M						1												1	1			
		F																						
SYNTHETIC NARC	180c	M																						
		F																						
OTHER/NON-NARC	180d	M							1											1		1		
		F																						
DRUG/POSSESSION	185	M		1	1	2				3	4	2		1	1		1		16	13	6	7		
		F				1			1	2	2	1	2				1		10					
NARCOTICS	185e	M		1	1	2				2	4	2		1	1		1		15	11	5	5		
		F							1	1	2	1					1		6					
MARIJUANA	185f	M																						
		F																						
SYNTHETIC NARC	185g	M																						
		F																						
OTHER/NON-NARC	185h	M								1									1	2	1	2		
		F				1				1			2						4					
GAMBLING	19	M																						
		F																						
BOOKMAKING	19a	M																						
		F																						
NUMBERS	19b	M																						
		F																						
OTHER GAMBLING	19c	M																						
		F																						
FAMILY/CHILD	20	M								1									1	3		4		
		F									3	1	1				1		6					

AGE, SEX AND RACE OF PERSONS ARRESTED
18 Years of age and over

CLASSIFICATIONS OF OFFENSES	UCR	SEX	AGE																	TOT	RACE				
			18	19	20	21	22	23	24	25-29	30-34	35-39	40-44	45-49	50-54	55-59	60-64	65 OV	WHT		BLK	IND	ASN	PAC	
DRIVING INFLUENCE	21	M	3	5	2	3	4	9	3	21	17	8	5	5	6	8	1	2	102	83	18	52			
		F	1		2	5	1	3	1	16	8	5	3	4	1	1			51						
LIQUOR LAWS	22	M				1	1			2		1	2		2			1	10	1	2	17			
		F									3	2	2			3			10						
DRUNKENNESS	23	M																							
		F																							
DISORDERLY CONDUCT	24	M		2	3	2			1	11	16	4	7	2	2	3	1		54	22	5	49			
		F	1	1	1	1	3	1		3	2	3	1		2	3			22						
VAGRANCY	25	M																							
		F																							
ALL OTHER	26	M	1	9	4	7	1	5	2	38	32	37	36	21	16	35	12	6	262	135	27	206	3		
		F	1	2			7	6	1	15	19	17	10	7	8	15	1		109						
SUSPICION	27	M																							
		F																							
HUMAN TRAFFICKING/COMMERCIAL SEX ACTS	30	M																							
		F																							
HUMAN TRAFFICKING/INVOLUNTARY SERVITUDE	31	M																							
		F																							
TOTAL BY SEX		M	18	33	32	29	13	29	20	155	139	102	104	48	50	72	20	13	877	583	148	575	10		
		F	5	10	7	17	22	20	9	67	92	57	40	27	25	35	5	1	439						
GRAND TOTAL			23	43	39	46	35	49	29	222	231	159	144	75	75	107	25	14	1316	583	148	575	10		

AGE, SEX AND RACE OF PERSONS ARRESTED
under 18 Years of age

CLASSIFICATIONS OF OFFENSES	UCR	SEX	AGE						TOT	RACE									
			Under 10	10-12	13-14	15	16	17		WHT	BLK	IND	ASN	PAC					
			MURDER/NONNEG MANSLAUGHTER	01A	M														
		F																	
MANSLAUGHTER BY NEGLIGENCE	01B	M																	
		F																	
RAPE	02	M		3				1	4	3			1						
		F																	
ROBBERY	03	M					1	2	3	2	1								
		F																	
AGGRAVATED ASSAULT	04	M																	
		F																	
BURGLARY	05	M		2	2		1	1	6	4	1	3	2						
		F		1	2	1			4										
LARCENY	06	M		1		3	3	2	9	8	2	2							
		F				1	2		3										
MOTOR VEHICLE THEFT	07	M			4	1		2	7	1	5	6							
		F			1	2	1	1	5										
OTHER ASSAULTS	08	M		1	1	2	1		5	3	1	4							
		F			2		1		3										
ARSON	09	M																	
		F																	
FORGERY	10	M																	
		F																	
FRAUD	11	M					1		1		1								
		F																	
EMBEZZLEMENT	12	M					1		1	1									
		F																	
STOLEN PROPERTY	13	M																	
		F																	
VANDALISM	14	M			3	1			4	1		3							
		F																	
WEAPONS	15	M				2			2	2									
		F																	
PROSTITUTION	16	M																	
		F																	
PROSTITUTION	16a	M																	
		F																	

AGE, SEX AND RACE OF PERSONS ARRESTED
under 18 Years of age

CLASSIFICATIONS OF OFFENSES	UCR	SEX	AGE						TOT	RACE																																																																																																																																																																																																																																																																																																																																																																																																																																																																																																																																																	
			Under 10	10-12	13-14	15	16	17		WHT	BLK	IND	ASN	PAC																																																																																																																																																																																																																																																																																																																																																																																																																																																																																																																																													
			ASSISTING OR PROMOTING PROSTITUTION	16b	M																F													PURCHASING PROSTITUTION	16c	M															F													SEX OFFENSES	17	M			2			1	3	2		1					F													DRUG/SALE/MAN	180	M															F													NARCOTICS	180a	M															F													MARIJUANA	180b	M															F													SYNTHETIC NARC	180c	M															F													OTHER/NON-NARC	180d	M															F													DRUG/POSSESSION	185	M					1		1	2		1					F			1		1		2						NARCOTICS	185e	M					1		1	1		1					F			1				1						MARIJUANA	185f	M															F													SYNTHETIC NARC	185g	M															F													OTHER/NON-NARC	185h	M								1							F					1		1						GAMBLING	19	M															F													BOOKMAKING	19a	M															F													NUMBERS	19b	M															F													OTHER GAMBLING	19c	M															F													FAMILY/CHILD	20	M															F								
		F													PURCHASING PROSTITUTION	16c	M															F													SEX OFFENSES	17	M			2			1	3	2		1					F													DRUG/SALE/MAN	180	M															F													NARCOTICS	180a	M															F													MARIJUANA	180b	M															F													SYNTHETIC NARC	180c	M															F													OTHER/NON-NARC	180d	M															F													DRUG/POSSESSION	185	M					1		1	2		1					F			1		1		2						NARCOTICS	185e	M					1		1	1		1					F			1				1						MARIJUANA	185f	M															F													SYNTHETIC NARC	185g	M															F													OTHER/NON-NARC	185h	M								1							F					1		1						GAMBLING	19	M															F													BOOKMAKING	19a	M															F													NUMBERS	19b	M															F													OTHER GAMBLING	19c	M															F													FAMILY/CHILD	20	M															F																											
PURCHASING PROSTITUTION	16c	M															F													SEX OFFENSES	17	M			2			1	3	2		1					F													DRUG/SALE/MAN	180	M															F													NARCOTICS	180a	M															F													MARIJUANA	180b	M															F													SYNTHETIC NARC	180c	M															F													OTHER/NON-NARC	180d	M															F													DRUG/POSSESSION	185	M					1		1	2		1					F			1		1		2						NARCOTICS	185e	M					1		1	1		1					F			1				1						MARIJUANA	185f	M															F													SYNTHETIC NARC	185g	M															F													OTHER/NON-NARC	185h	M								1							F					1		1						GAMBLING	19	M															F													BOOKMAKING	19a	M															F													NUMBERS	19b	M															F													OTHER GAMBLING	19c	M															F													FAMILY/CHILD	20	M															F																																										
		F													SEX OFFENSES	17	M			2			1	3	2		1					F													DRUG/SALE/MAN	180	M															F													NARCOTICS	180a	M															F													MARIJUANA	180b	M															F													SYNTHETIC NARC	180c	M															F													OTHER/NON-NARC	180d	M															F													DRUG/POSSESSION	185	M					1		1	2		1					F			1		1		2						NARCOTICS	185e	M					1		1	1		1					F			1				1						MARIJUANA	185f	M															F													SYNTHETIC NARC	185g	M															F													OTHER/NON-NARC	185h	M								1							F					1		1						GAMBLING	19	M															F													BOOKMAKING	19a	M															F													NUMBERS	19b	M															F													OTHER GAMBLING	19c	M															F													FAMILY/CHILD	20	M															F																																																									
SEX OFFENSES	17	M			2			1	3	2		1					F													DRUG/SALE/MAN	180	M															F													NARCOTICS	180a	M															F													MARIJUANA	180b	M															F													SYNTHETIC NARC	180c	M															F													OTHER/NON-NARC	180d	M															F													DRUG/POSSESSION	185	M					1		1	2		1					F			1		1		2						NARCOTICS	185e	M					1		1	1		1					F			1				1						MARIJUANA	185f	M															F													SYNTHETIC NARC	185g	M															F													OTHER/NON-NARC	185h	M								1							F					1		1						GAMBLING	19	M															F													BOOKMAKING	19a	M															F													NUMBERS	19b	M															F													OTHER GAMBLING	19c	M															F													FAMILY/CHILD	20	M															F																																																																								
		F													DRUG/SALE/MAN	180	M															F													NARCOTICS	180a	M															F													MARIJUANA	180b	M															F													SYNTHETIC NARC	180c	M															F													OTHER/NON-NARC	180d	M															F													DRUG/POSSESSION	185	M					1		1	2		1					F			1		1		2						NARCOTICS	185e	M					1		1	1		1					F			1				1						MARIJUANA	185f	M															F													SYNTHETIC NARC	185g	M															F													OTHER/NON-NARC	185h	M								1							F					1		1						GAMBLING	19	M															F													BOOKMAKING	19a	M															F													NUMBERS	19b	M															F													OTHER GAMBLING	19c	M															F													FAMILY/CHILD	20	M															F																																																																																							
DRUG/SALE/MAN	180	M															F													NARCOTICS	180a	M															F													MARIJUANA	180b	M															F													SYNTHETIC NARC	180c	M															F													OTHER/NON-NARC	180d	M															F													DRUG/POSSESSION	185	M					1		1	2		1					F			1		1		2						NARCOTICS	185e	M					1		1	1		1					F			1				1						MARIJUANA	185f	M															F													SYNTHETIC NARC	185g	M															F													OTHER/NON-NARC	185h	M								1							F					1		1						GAMBLING	19	M															F													BOOKMAKING	19a	M															F													NUMBERS	19b	M															F													OTHER GAMBLING	19c	M															F													FAMILY/CHILD	20	M															F																																																																																																						
		F													NARCOTICS	180a	M															F													MARIJUANA	180b	M															F													SYNTHETIC NARC	180c	M															F													OTHER/NON-NARC	180d	M															F													DRUG/POSSESSION	185	M					1		1	2		1					F			1		1		2						NARCOTICS	185e	M					1		1	1		1					F			1				1						MARIJUANA	185f	M															F													SYNTHETIC NARC	185g	M															F													OTHER/NON-NARC	185h	M								1							F					1		1						GAMBLING	19	M															F													BOOKMAKING	19a	M															F													NUMBERS	19b	M															F													OTHER GAMBLING	19c	M															F													FAMILY/CHILD	20	M															F																																																																																																																					
NARCOTICS	180a	M															F													MARIJUANA	180b	M															F													SYNTHETIC NARC	180c	M															F													OTHER/NON-NARC	180d	M															F													DRUG/POSSESSION	185	M					1		1	2		1					F			1		1		2						NARCOTICS	185e	M					1		1	1		1					F			1				1						MARIJUANA	185f	M															F													SYNTHETIC NARC	185g	M															F													OTHER/NON-NARC	185h	M								1							F					1		1						GAMBLING	19	M															F													BOOKMAKING	19a	M															F													NUMBERS	19b	M															F													OTHER GAMBLING	19c	M															F													FAMILY/CHILD	20	M															F																																																																																																																																				
		F													MARIJUANA	180b	M															F													SYNTHETIC NARC	180c	M															F													OTHER/NON-NARC	180d	M															F													DRUG/POSSESSION	185	M					1		1	2		1					F			1		1		2						NARCOTICS	185e	M					1		1	1		1					F			1				1						MARIJUANA	185f	M															F													SYNTHETIC NARC	185g	M															F													OTHER/NON-NARC	185h	M								1							F					1		1						GAMBLING	19	M															F													BOOKMAKING	19a	M															F													NUMBERS	19b	M															F													OTHER GAMBLING	19c	M															F													FAMILY/CHILD	20	M															F																																																																																																																																																			
MARIJUANA	180b	M															F													SYNTHETIC NARC	180c	M															F													OTHER/NON-NARC	180d	M															F													DRUG/POSSESSION	185	M					1		1	2		1					F			1		1		2						NARCOTICS	185e	M					1		1	1		1					F			1				1						MARIJUANA	185f	M															F													SYNTHETIC NARC	185g	M															F													OTHER/NON-NARC	185h	M								1							F					1		1						GAMBLING	19	M															F													BOOKMAKING	19a	M															F													NUMBERS	19b	M															F													OTHER GAMBLING	19c	M															F													FAMILY/CHILD	20	M															F																																																																																																																																																																		
		F													SYNTHETIC NARC	180c	M															F													OTHER/NON-NARC	180d	M															F													DRUG/POSSESSION	185	M					1		1	2		1					F			1		1		2						NARCOTICS	185e	M					1		1	1		1					F			1				1						MARIJUANA	185f	M															F													SYNTHETIC NARC	185g	M															F													OTHER/NON-NARC	185h	M								1							F					1		1						GAMBLING	19	M															F													BOOKMAKING	19a	M															F													NUMBERS	19b	M															F													OTHER GAMBLING	19c	M															F													FAMILY/CHILD	20	M															F																																																																																																																																																																																	
SYNTHETIC NARC	180c	M															F													OTHER/NON-NARC	180d	M															F													DRUG/POSSESSION	185	M					1		1	2		1					F			1		1		2						NARCOTICS	185e	M					1		1	1		1					F			1				1						MARIJUANA	185f	M															F													SYNTHETIC NARC	185g	M															F													OTHER/NON-NARC	185h	M								1							F					1		1						GAMBLING	19	M															F													BOOKMAKING	19a	M															F													NUMBERS	19b	M															F													OTHER GAMBLING	19c	M															F													FAMILY/CHILD	20	M															F																																																																																																																																																																																																
		F													OTHER/NON-NARC	180d	M															F													DRUG/POSSESSION	185	M					1		1	2		1					F			1		1		2						NARCOTICS	185e	M					1		1	1		1					F			1				1						MARIJUANA	185f	M															F													SYNTHETIC NARC	185g	M															F													OTHER/NON-NARC	185h	M								1							F					1		1						GAMBLING	19	M															F													BOOKMAKING	19a	M															F													NUMBERS	19b	M															F													OTHER GAMBLING	19c	M															F													FAMILY/CHILD	20	M															F																																																																																																																																																																																																															
OTHER/NON-NARC	180d	M															F													DRUG/POSSESSION	185	M					1		1	2		1					F			1		1		2						NARCOTICS	185e	M					1		1	1		1					F			1				1						MARIJUANA	185f	M															F													SYNTHETIC NARC	185g	M															F													OTHER/NON-NARC	185h	M								1							F					1		1						GAMBLING	19	M															F													BOOKMAKING	19a	M															F													NUMBERS	19b	M															F													OTHER GAMBLING	19c	M															F													FAMILY/CHILD	20	M															F																																																																																																																																																																																																																														
		F													DRUG/POSSESSION	185	M					1		1	2		1					F			1		1		2						NARCOTICS	185e	M					1		1	1		1					F			1				1						MARIJUANA	185f	M															F													SYNTHETIC NARC	185g	M															F													OTHER/NON-NARC	185h	M								1							F					1		1						GAMBLING	19	M															F													BOOKMAKING	19a	M															F													NUMBERS	19b	M															F													OTHER GAMBLING	19c	M															F													FAMILY/CHILD	20	M															F																																																																																																																																																																																																																																													
DRUG/POSSESSION	185	M					1		1	2		1					F			1		1		2						NARCOTICS	185e	M					1		1	1		1					F			1				1						MARIJUANA	185f	M															F													SYNTHETIC NARC	185g	M															F													OTHER/NON-NARC	185h	M								1							F					1		1						GAMBLING	19	M															F													BOOKMAKING	19a	M															F													NUMBERS	19b	M															F													OTHER GAMBLING	19c	M															F													FAMILY/CHILD	20	M															F																																																																																																																																																																																																																																																												
		F			1		1		2						NARCOTICS	185e	M					1		1	1		1					F			1				1						MARIJUANA	185f	M															F													SYNTHETIC NARC	185g	M															F													OTHER/NON-NARC	185h	M								1							F					1		1						GAMBLING	19	M															F													BOOKMAKING	19a	M															F													NUMBERS	19b	M															F													OTHER GAMBLING	19c	M															F													FAMILY/CHILD	20	M															F																																																																																																																																																																																																																																																																											
NARCOTICS	185e	M					1		1	1		1					F			1				1						MARIJUANA	185f	M															F													SYNTHETIC NARC	185g	M															F													OTHER/NON-NARC	185h	M								1							F					1		1						GAMBLING	19	M															F													BOOKMAKING	19a	M															F													NUMBERS	19b	M															F													OTHER GAMBLING	19c	M															F													FAMILY/CHILD	20	M															F																																																																																																																																																																																																																																																																																										
		F			1				1						MARIJUANA	185f	M															F													SYNTHETIC NARC	185g	M															F													OTHER/NON-NARC	185h	M								1							F					1		1						GAMBLING	19	M															F													BOOKMAKING	19a	M															F													NUMBERS	19b	M															F													OTHER GAMBLING	19c	M															F													FAMILY/CHILD	20	M															F																																																																																																																																																																																																																																																																																																									
MARIJUANA	185f	M															F													SYNTHETIC NARC	185g	M															F													OTHER/NON-NARC	185h	M								1							F					1		1						GAMBLING	19	M															F													BOOKMAKING	19a	M															F													NUMBERS	19b	M															F													OTHER GAMBLING	19c	M															F													FAMILY/CHILD	20	M															F																																																																																																																																																																																																																																																																																																																								
		F													SYNTHETIC NARC	185g	M															F													OTHER/NON-NARC	185h	M								1							F					1		1						GAMBLING	19	M															F													BOOKMAKING	19a	M															F													NUMBERS	19b	M															F													OTHER GAMBLING	19c	M															F													FAMILY/CHILD	20	M															F																																																																																																																																																																																																																																																																																																																																							
SYNTHETIC NARC	185g	M															F													OTHER/NON-NARC	185h	M								1							F					1		1						GAMBLING	19	M															F													BOOKMAKING	19a	M															F													NUMBERS	19b	M															F													OTHER GAMBLING	19c	M															F													FAMILY/CHILD	20	M															F																																																																																																																																																																																																																																																																																																																																																						
		F													OTHER/NON-NARC	185h	M								1							F					1		1						GAMBLING	19	M															F													BOOKMAKING	19a	M															F													NUMBERS	19b	M															F													OTHER GAMBLING	19c	M															F													FAMILY/CHILD	20	M															F																																																																																																																																																																																																																																																																																																																																																																					
OTHER/NON-NARC	185h	M								1							F					1		1						GAMBLING	19	M															F													BOOKMAKING	19a	M															F													NUMBERS	19b	M															F													OTHER GAMBLING	19c	M															F													FAMILY/CHILD	20	M															F																																																																																																																																																																																																																																																																																																																																																																																				
		F					1		1						GAMBLING	19	M															F													BOOKMAKING	19a	M															F													NUMBERS	19b	M															F													OTHER GAMBLING	19c	M															F													FAMILY/CHILD	20	M															F																																																																																																																																																																																																																																																																																																																																																																																																			
GAMBLING	19	M															F													BOOKMAKING	19a	M															F													NUMBERS	19b	M															F													OTHER GAMBLING	19c	M															F													FAMILY/CHILD	20	M															F																																																																																																																																																																																																																																																																																																																																																																																																																		
		F													BOOKMAKING	19a	M															F													NUMBERS	19b	M															F													OTHER GAMBLING	19c	M															F													FAMILY/CHILD	20	M															F																																																																																																																																																																																																																																																																																																																																																																																																																																	
BOOKMAKING	19a	M															F													NUMBERS	19b	M															F													OTHER GAMBLING	19c	M															F													FAMILY/CHILD	20	M															F																																																																																																																																																																																																																																																																																																																																																																																																																																																
		F													NUMBERS	19b	M															F													OTHER GAMBLING	19c	M															F													FAMILY/CHILD	20	M															F																																																																																																																																																																																																																																																																																																																																																																																																																																																															
NUMBERS	19b	M															F													OTHER GAMBLING	19c	M															F													FAMILY/CHILD	20	M															F																																																																																																																																																																																																																																																																																																																																																																																																																																																																														
		F													OTHER GAMBLING	19c	M															F													FAMILY/CHILD	20	M															F																																																																																																																																																																																																																																																																																																																																																																																																																																																																																													
OTHER GAMBLING	19c	M															F													FAMILY/CHILD	20	M															F																																																																																																																																																																																																																																																																																																																																																																																																																																																																																																												
		F													FAMILY/CHILD	20	M															F																																																																																																																																																																																																																																																																																																																																																																																																																																																																																																																											
FAMILY/CHILD	20	M															F																																																																																																																																																																																																																																																																																																																																																																																																																																																																																																																																										
		F																																																																																																																																																																																																																																																																																																																																																																																																																																																																																																																																																									

AGE, SEX AND RACE OF PERSONS ARRESTED
under 18 Years of age

CLASSIFICATIONS OF OFFENSES	UCR	SEX	AGE							TOT	RACE				
			Under 10	10-12	13-14	15	16	17	WHT		BLK	IND	ASN	PAC	
			DRIVING INFLUENCE	21	M							1	1		1
		F			1				1						
LIQUOR LAWS	22	M													
		F													
DRUNKENNESS	23	M													
		F													
DISORDERLY CONDUCT	24	M						1	1			1			
		F													
VAGRANCY	25	M													
		F													
ALL OTHER	26	M			1	2			3			1	2		
		F													
SUSPICION	27	M													
		F													
CURFEW	28	M													
		F													
RUN-AWAYS	29	M													
		F													
HUMAN TRAFFICKING/COMMERCIAL SEX ACTS	30	M													
		F													
HUMAN TRAFFICKING/INVOLUNTARY SERVITUDE	31	M													
		F													
TOTAL BY SEX		M		7	13	11	9	11	51	29	12	24	4		
		F		1	7	4	5	1	18						
GRAND TOTAL				8	20	15	14	12	69	29	12	24	4		

MONTHLY RETURN OF ARSON OFFENSES KNOWN TO LAW ENFORCEMENT

1 PROPERTY CLASSIFICATION	2 Offenses Reported or Known to Police (Include Unfounded and attempts)	3 Unfounded, i.e. False or Baseless Complaints	4 Number of Actual Offenses (Column 2 Minus Column 3) (Include Attempts)	5 Total Offenses Cleared by Arrest or Exceptional Means (Include Column 6)	6 Number of Clearances Involving Only Persons Under 18 Years of Age	7 Offenses Where Structures Uninhabited, Abandoned, or not Normally in Use	8 Estimated Value of Property Damage
STRUCTURAL							
A. Single Occupancy Residential: Houses, Townhouses, Duplexes, etc.	3		3	1			\$20,015
B. Other Residential: Apartments, Tenements, Flats, Hotels, Motels, Inns, Dormitories, Boarding Houses, etc.	4		4				\$980
C. Storage: Barns, Garages, Warehouses, etc.							
D. Industrial/Manufacturing:							
E. Other Commercial: Stores, Restaurants, Offices, etc.	1		1				\$5,000
F. Community/Public: Churches, Jails, Schools, Colleges, Hospitals, etc.	5		5				\$2,451
G. All Other Structure: Out Buildings, Monuments, Buildings Under Constructions, etc.							
TOTAL STRUCTURAL	13		13	1			\$28,446
MOBILE							
H. Motor Vehicles: Automobiles, Trucks, Buses, Motorcycles, etc. UCR Definition	3		3				\$84,800
I. Other Mobile Property: Trailers, Recreational Vehicles, Airplanes, Boats, etc.							
TOTAL MOBILE	3		3				\$84,800
OTHER							
J. TOTAL OTHER Crops, Timber, Fences, Signs, etc.	7		7				\$9,100
TOTAL OTHER	7		7				\$9,100
GRAND TOTAL	23		23	1			\$122,346

RETURN A - MONTHLY RETURN OF OFFENSES KNOWN TO POLICE

(1) Classification of Offense	(2) Offenses Reported	(3) Unfounded Offenses	(4) Actual Offenses	(5) Offenses Cleared	(6) Juveniles Only
CRIMINAL HOMICIDE					
MURDER/NONNEG MANSLAUGHTER					
MANSLAUGHTER BY NEGLIGENCE					
TOTAL					
RAPE					
RAPE					
ATTEMPTS TO COMMIT RAPE					
TOTAL					
ROBBERY					
FIREARM					
KNIFE/CUTTING INSTRUMENT					
OTHER DANGEROUS WEAPON					
STRONG-ARM (HANDS, FISTS)					
TOTAL					
ASSAULT					
FIREARM	1		1	1	
KNIFE OR CUTTING INSTRUMENT	1		1	1	
OTHER DANGEROUS WEAPON	2	1	1	1	
HANDS, FIST, FEET, AGGRAVATED	7	1	6	4	
OTHER ASSAULTS - SIMPLE	6		6	4	
TOTAL	17	2	15	11	
BURGLARY					
FORCIBLE ENTRY					
UNLAWFUL ENTRY - NO FORCE	1		1		
ATTEMPTED FORCIBLE ENTRY					
TOTAL	1		1		
LARCENY-THEFT					
THEFT (EX MOTOR VEHICLE)	13	3	10	2	
TOTAL	13	3	10	2	
MOTOR VEHICLE THEFT					
AUTOS	3	1	2	1	
TRUCKS AND BUSES	1	1			
OTHER VEHICLES	1	1			
TOTAL	5	3	2	1	
GRAND TOTAL	36	8	28	14	

PROPERTY STOLEN BY CLASSIFICATION

CLASSIFICATION OF OFFENSES	NUMBER ACTUAL OFFENSES	VALUE OF PROPERTY STOLEN
MURDER/NONNEG MANSLAUGHTER		
RAPE		
ROBBERY		
HIGHWAY (STREET, ALLEYS, ETC.)		
COMMERCIAL HOUSE		
GAS OR SERVICE STATION		
CONVENIENCE STORE		
RESIDENCE		
BANK		
MISCELLANEOUS		
TOTAL ROBBERY		
BURGLARY		
RESIDENCE (DWELLING)		
NIGHT (6PM-6AM)		
DAY (6AM-6PM)		
UNKNOWN		
NON-RESIDENCE (STORE ETC.)		
NIGHT (6PM-6AM)		
DAY (6AM-6PM)		
UNKNOWN	1	\$ 6,000
TOTAL BURGLARY	1	\$ 6,000
LARCENY-THEFT		
\$200 AND OVER	3	\$ 1,297
\$50 TO \$200	3	\$ 340
UNDER \$50	4	
TOTAL	10	\$ 1,637
6X. NATURE OF LARCENIES UNDER ITEM 6		
POCKET-PICKING		
PURSE-SNATCHING	1	\$ 150
SHOPLIFTING	1	\$ 90
FROM MOTOR VEHICLE	5	\$ 797
MOTOR VEHICLE PARTS & ACCESSORIES		
BICYCLES		
FROM BUILDING(EX C&H)	1	
FROM COIN-OP MACHINES		
ALL OTHER	2	\$ 600
TOTAL LARCENY	10	\$ 1,637
MOTOR VEHICLE THEFT	2	
STOLEN & RECOVERED LOCALLY		
STOLEN LOCALLY & RECOVERED OTHER		
TOTAL STOLEN OTHER & RECOVERED LOCAL		
STOLEN IN OTHER JURIS & RECOVERED LOCALLY		
TOTAL MOTOR VEHICLE THEFT	2	
GRAND TOTAL	13	\$ 7,637

PROPERTY BY TYPE AND VALUE

Type of Property (1)	Monetary Value of Property Stolen in Your Jurisdiction	
	STOLEN (2)	RECOVERED (3)
CURRENCY, NOTES, ETC.	\$ 100	
JEWELRY & PRECIOUS METALS		
CLOTHING AND FURS	\$ 90	
LOCALLY STOLEN MOTOR VEHICLE		
OFFICE EQUIPMENT		
TV, RADIOS, CAMERAS, ETC.		
FIREARMS	\$ 4,800	
HOUSEHOLD GOODS		
CONSUMABLE GOODS		
LIVESTOCK		
MISCELLANEOUS	\$ 2,647	
GRAND TOTAL	\$ 7,637	

LAW ENFORCEMENT OFFICERS KILLED OR ASSAULTED

Type of activity	Total assaults by weapon	Type of Weapon				Type of Assignment						Officer assaults cleared	
		Firearm	Knife or other cutting instrument	Other dangerous weapon	Hands, fists, feet, etc.	Two-officer vehicle	One-officer vehicle		Detective or special assign.		Other		
							Alone	Asst	Alone	Ast	Alone		Asst
A	B	C	D	E	F	G	H	I	J	K	L	M	
1. Responding to disturbance calls (family quarrels, person with firearm, etc.)													
2. Burglaries in progress or pursuing burglary suspects													
3. Robberies in progress or pursuing robbery suspects													
4. Attempting other arrests													
5. Civil disorder (riot, mass disobedience, etc.)													
6. Handling, transporting, custody of prisoners													
7. Investigating suspicious persons or circumstances	1				1		1						1
8. Ambush – no warning													
9. Mentally deranged													
10. Traffic pursuits and stops													
11. All other													
12. TOTAL (1-11)	1				1		1						1
13. Number with person injury													
14. Number without personal injury	1				1								

15. Time of assaults	12 AM	2 AM	4 AM	6 AM	8 AM	10 AM	NOON	2 PM	4 PM	6 PM	8 PM	10 PM	UNK
										1			

AGE, SEX AND RACE OF PERSONS ARRESTED
18 Years of age and over

CLASSIFICATIONS OF OFFENSES	UCR	SEX	AGE													TOT	RACE							
			18	19	20	21	22	23	24	25-29	30-34	35-39	40-44	45-49	50-54		55-59	60-64	65 OV	WHT	BLK	IND	ASN	PAC
MURDER/NONNEG MANSLAUGHTER	01A	M																						
		F																						
MANSLAUGHTER BY NEGLIGENCE	01B	M																						
		F																						
RAPE	02	M																						
		F																						
ROBBERY	03	M																						
		F																						
AGGRAVATED ASSAULT	04	M										1		5			2			8	7		2	
		F			1															1				
BURGLARY	05	M																						
		F																						
LARCENY	06	M																						
		F																						
MOTOR VEHICLE THEFT	07	M																						
		F																						
OTHER ASSAULTS	08	M										1					1	1		3	2		1	
		F																						
ARSON	09	M																						
		F																						
FORGERY	10	M																						
		F																						
FRAUD	11	M																						
		F																						
EMBEZZLEMENT	12	M																						
		F																						
STOLEN PROPERTY	13	M																						
		F																						
VANDALISM	14	M															1			1	1			
		F																						
WEAPONS	15	M																						
		F																						
PROSTITUTION AND COMMERCIALIZED VICE	16	M																						
		F																						
PROSTITUTION	16a	M																						
		F																						

AGE, SEX AND RACE OF PERSONS ARRESTED
18 Years of age and over

CLASSIFICATIONS OF OFFENSES	UCR	SEX	AGE														TOT	RACE						
			18	19	20	21	22	23	24	25-29	30-34	35-39	40-44	45-49	50-54	55-59		60-64	65 OV	WHT	BLK	IND	ASN	PAC
ASSISTING OR PROMOTING PROSTITUTION	16b	M																						
		F																						
PURCHASING PROSTITUTION	16c	M																						
		F																						
SEX OFFENSES	17	M																						
		F																						
DRUG/SALE/MAN	180	M																						
		F																						
NARCOTICS	180a	M																						
		F																						
MARIJUANA	180b	M																						
		F																						
SYNTHETIC NARC	180c	M																						
		F																						
OTHER/NON-NARC	180d	M																						
		F																						
DRUG/POSSESSION	185	M																						
		F																						
NARCOTICS	185e	M																						
		F																						
MARIJUANA	185f	M																						
		F																						
SYNTHETIC NARC	185g	M																						
		F																						
OTHER/NON-NARC	185h	M																						
		F																						
GAMBLING	19	M																						
		F																						
BOOKMAKING	19a	M																						
		F																						
NUMBERS	19b	M																						
		F																						
OTHER GAMBLING	19c	M																						
		F																						
FAMILY/CHILD	20	M																						
		F																						

AGE, SEX AND RACE OF PERSONS ARRESTED
18 Years of age and over

CLASSIFICATIONS OF OFFENSES	UCR	SEX	AGE													TOT	RACE								
			18	19	20	21	22	23	24	25-29	30-34	35-39	40-44	45-49	50-54		55-59	60-64	65 OV	WHT	BLK	IND	ASN	PAC	
DRIVING INFLUENCE	21	M										2	1	2		3	2	1	5	16	21				
		F						1			1	1		1					1	5					
LIQUOR LAWS	22	M									1		1							2	2				
		F																							
DRUNKENNESS	23	M																							
		F																							
DISORDERLY CONDUCT	24	M				1					1									2	2				
		F																							
VAGRANCY	25	M																							
		F																							
ALL OTHER	26	M									1	3								4	3			1	
		F																							
SUSPICION	27	M																							
		F																							
HUMAN TRAFFICKING/COMMERCIAL SEX ACTS	30	M																							
		F																							
HUMAN TRAFFICKING/INVOLUNTARY SERVITUDE	31	M																							
		F																							
TOTAL BY SEX		M				1					2	8	1	8		3	6	2	5	36	38			4	
		F			1			1				1	1		1				1	6					
GRAND TOTAL					1	1		1			2	9	2	8	1	3	6	2	6	42	38			4	

RETURN A - MONTHLY RETURN OF OFFENSES KNOWN TO POLICE

(1) Classification of Offense	(2) Offenses Reported	(3) Unfounded Offenses	(4) Actual Offenses	(5) Offenses Cleared	(6) Juveniles Only
CRIMINAL HOMICIDE					
MURDER/NONNEG MANSLAUGHTER					
MANSLAUGHTER BY NEGLIGENCE					
TOTAL					
RAPE					
RAPE					
ATTEMPTS TO COMMIT RAPE					
TOTAL					
ROBBERY					
FIREARM					
KNIFE/CUTTING INSTRUMENT					
OTHER DANGEROUS WEAPON					
STRONG-ARM (HANDS, FISTS)					
TOTAL					
ASSAULT					
FIREARM	1		1		
KNIFE OR CUTTING INSTRUMENT	2		2	1	
OTHER DANGEROUS WEAPON	3		3		
HANDS, FIST, FEET, AGGRAVATED	6		6	2	
OTHER ASSAULTS - SIMPLE	31		31	6	
TOTAL	43		43	9	
BURGLARY					
FORCIBLE ENTRY	5		5	2	
UNLAWFUL ENTRY - NO FORCE	4		4		
ATTEMPTED FORCIBLE ENTRY	2		2	1	
TOTAL	11		11	3	
LARCENY-THEFT					
THEFT (EX MOTOR VEHICLE)	120	2	118	15	
TOTAL	120	2	118	15	
MOTOR VEHICLE THEFT					
AUTOS	17		17	2	
TRUCKS AND BUSES					
OTHER VEHICLES					
TOTAL	17		17	2	
GRAND TOTAL	191	2	189	29	

PROPERTY STOLEN BY CLASSIFICATION

CLASSIFICATION OF OFFENSES	NUMBER ACTUAL OFFENSES	VALUE OF PROPERTY STOLEN
MURDER/NONNEG MANSLAUGHTER		
RAPE		
ROBBERY		
HIGHWAY (STREET, ALLEYS, ETC.)		
COMMERCIAL HOUSE		
GAS OR SERVICE STATION		
CONVENIENCE STORE		
RESIDENCE		
BANK		
MISCELLANEOUS		
TOTAL ROBBERY		
BURGLARY		
RESIDENCE (DWELLING)		
NIGHT (6PM-6AM)	1	
DAY (6AM-6PM)	1	\$ 610
UNKNOWN	3	\$ 4,800
NON-RESIDENCE (STORE ETC.)		
NIGHT (6PM-6AM)	2	\$ 256
DAY (6AM-6PM)		
UNKNOWN	4	
TOTAL BURGLARY	11	\$ 5,666
LARCENY-THEFT		
\$200 AND OVER	49	\$ 34,591
\$50 TO \$200	37	\$ 4,854
UNDER \$50	32	\$ 518
TOTAL	118	\$ 39,963
6X. NATURE OF LARCENIES UNDER ITEM 6		
POCKET-PICKING		
PURSE-SNATCHING		
SHOPLIFTING	43	\$ 4,690
FROM MOTOR VEHICLE	22	\$ 11,668
MOTOR VEHICLE PARTS & ACCESSORIES	1	\$ 50
BICYCLES	5	\$ 1,948
FROM BUILDING(EX C&H)	27	\$ 9,504
FROM COIN-OP MACHINES		
ALL OTHER	20	\$ 12,103
TOTAL LARCENY	118	\$ 39,963
MOTOR VEHICLE THEFT	17	\$ 134,700
STOLEN & RECOVERED LOCALLY	13	
STOLEN LOCALLY & RECOVERED OTHER	3	
TOTAL STOLEN OTHER & RECOVERED LOCAL	16	
STOLEN IN OTHER JURIS & RECOVERED LOCALLY	1	
TOTAL MOTOR VEHICLE THEFT	17	\$ 134,700
GRAND TOTAL	146	\$ 180,329

PROPERTY BY TYPE AND VALUE

Type of Property (1)	Monetary Value of Property Stolen in Your Jurisdiction	
	STOLEN (2)	RECOVERED (3)
CURRENCY, NOTES, ETC.	\$ 4,270	\$ 5
JEWELRY & PRECIOUS METALS	\$ 984	\$ 720
CLOTHING AND FURS	\$ 2,356	\$ 169
LOCALLY STOLEN MOTOR VEHICLE	\$ 134,000	\$ 126,000
OFFICE EQUIPMENT		
TV, RADIOS, CAMERAS, ETC.	\$ 980	
FIREARMS	\$ 730	
HOUSEHOLD GOODS	\$ 3,382	
CONSUMABLE GOODS	\$ 3,552	\$ 505
LIVESTOCK	\$ 422	\$ 235
MISCELLANEOUS	\$ 29,287	\$ 7,973
GRAND TOTAL	\$ 179,963	\$ 135,607

LAW ENFORCEMENT OFFICERS KILLED OR ASSAULTED

Type of activity	Total assaults by weapon	Type of Weapon				Type of Assignment						Officer assaults cleared	
		Firearm	Knife or other cutting instrument	Other dangerous weapon	Hands, fists, feet, etc.	Two-officer vehicle	One-officer vehicle		Detective or special assign.		Other		
							Alone	Asst	Alone	Ast	Alone		Asst
A	B	C	D	E	F	G	H	I	J	K	L	M	
1. Responding to disturbance calls (family quarrels, person with firearm, etc.)	2				2		1	1					2
2. Burglaries in progress or pursuing burglary suspects													
3. Robberies in progress or pursuing robbery suspects													
4. Attempting other arrests													
5. Civil disorder (riot, mass disobedience, etc.)													
6. Handling, transporting, custody of prisoners													
7. Investigating suspicious persons or circumstances													
8. Ambush – no warning													
9. Mentally deranged													
10. Traffic pursuits and stops													
11. All other													
12. TOTAL (1-11)	2				2		1	1					2
13. Number with person injury	2				2								
14. Number without personal injury													

15. Time of assaults	12 AM	2 AM	4 AM	6 AM	8 AM	10 AM	NOON	2 PM	4 PM	6 PM	8 PM	10 PM	UNK
	1											1	

AGE, SEX AND RACE OF PERSONS ARRESTED
18 Years of age and over

CLASSIFICATIONS OF OFFENSES	UCR	SEX	AGE													TOT	RACE							
			18	19	20	21	22	23	24	25-29	30-34	35-39	40-44	45-49	50-54		55-59	60-64	65 OV	WHT	BLK	IND	ASN	PAC
MURDER/NONNEG MANSLAUGHTER	01A	M																						
		F																						
MANSLAUGHTER BY NEGLIGENCE	01B	M																						
		F																						
RAPE	02	M																						
		F																						
ROBBERY	03	M																						
		F																						
AGGRAVATED ASSAULT	04	M									1	1	1	3	1	1				8	7		1	
		F																						
BURGLARY	05	M								1		2								3	4			
		F								1										1				
LARCENY	06	M	1			2				3	3	6	1	1	1					18	29		6	
		F	5			2		2	1	1	3		1		2					17				
MOTOR VEHICLE THEFT	07	M									1									1	3			
		F								1		1								2				
OTHER ASSAULTS	08	M				2	1		2	1			1		3	1		1		12	13	1	4	
		F									3	1		2						6				
ARSON	09	M																						
		F																						
FORGERY	10	M																			1			
		F								1										1				
FRAUD	11	M																			1			
		F												1						1				
EMBEZZLEMENT	12	M																						
		F																						
STOLEN PROPERTY	13	M																						
		F																						
VANDALISM	14	M									1									1	1			
		F																						
WEAPONS	15	M									1	1								2	2			
		F																						
PROSTITUTION AND COMMERCIALIZED VICE	16	M																						
		F																						
PROSTITUTION	16a	M																						
		F																						

AGE, SEX AND RACE OF PERSONS ARRESTED
18 Years of age and over

CLASSIFICATIONS OF OFFENSES	UCR	SEX	AGE														TOT	RACE						
			18	19	20	21	22	23	24	25-29	30-34	35-39	40-44	45-49	50-54	55-59		60-64	65 OV	WHT	BLK	IND	ASN	PAC
ASSISTING OR PROMOTING PROSTITUTION	16b	M																						
		F																						
PURCHASING PROSTITUTION	16c	M																						
		F																						
SEX OFFENSES	17	M																						
		F																						
DRUG/SALE/MAN	180	M																						
		F																						
NARCOTICS	180a	M																						
		F																						
MARIJUANA	180b	M																						
		F																						
SYNTHETIC NARC	180c	M																						
		F																						
OTHER/NON-NARC	180d	M																						
		F																						
DRUG/POSSESSION	185	M	1								1	3	1								6	6		
		F																						
NARCOTICS	185e	M										2	1								3	3		
		F																						
MARIJUANA	185f	M	1																		1	1		
		F																						
SYNTHETIC NARC	185g	M										1									1	1		
		F																						
OTHER/NON-NARC	185h	M									1										1	1		
		F																						
GAMBLING	19	M																						
		F																						
BOOKMAKING	19a	M																						
		F																						
NUMBERS	19b	M																						
		F																						
OTHER GAMBLING	19c	M																						
		F																						
FAMILY/CHILD	20	M																						
		F																						

AGE, SEX AND RACE OF PERSONS ARRESTED
18 Years of age and over

CLASSIFICATIONS OF OFFENSES	UCR	SEX	AGE															TOT	RACE						
			18	19	20	21	22	23	24	25-29	30-34	35-39	40-44	45-49	50-54	55-59	60-64		65 OV	WHT	BLK	IND	ASN	PAC	
			DRIVING INFLUENCE	21	M		1	1		1	1			4	9	4	5		5	4		2	2	39	47
		F		1								3	2	1	3	1				11					
LIQUOR LAWS	22	M											1							1	1				
		F																							
DRUNKENNESS	23	M																							
		F																							
DISORDERLY CONDUCT	24	M										1		1	2					4	5		5		
		F								1	1			1	1	1	1			6					
VAGRANCY	25	M																					1		
		F												1						1					
ALL OTHER	26	M								5	5	5	2	2	8	1				28	40		11		
		F				1			1	2	4	4	7	1	3					23					
SUSPICION	27	M																							
		F																							
HUMAN TRAFFICKING/COMMERCIAL SEX ACTS	30	M																							
		F																							
HUMAN TRAFFICKING/INVOLUNTARY SERVITUDE	31	M																							
		F																							
TOTAL BY SEX		M	2	1	1	4	2	1	2	16	25	20	14	11	17	2	2	3		123	160	2	29	1	
		F	5	1		3		2	3	7	13	8	10	9	7	1				69					
GRAND TOTAL			7	2	1	7	2	3	5	23	38	28	24	20	24	3	2	3		192	160	2	29	1	

AGE, SEX AND RACE OF PERSONS ARRESTED
under 18 Years of age

CLASSIFICATIONS OF OFFENSES	UCR	SEX	AGE						TOT	RACE				
			Under 10	10-12	13-14	15	16	17		WHT	BLK	IND	ASN	PAC
			MURDER/NONNEG MANSLAUGHTER	01A	M									
		F												
MANSLAUGHTER BY NEGLIGENCE	01B	M												
		F												
RAPE	02	M												
		F												
ROBBERY	03	M												
		F												
AGGRAVATED ASSAULT	04	M												
		F												
BURGLARY	05	M												
		F												
LARCENY	06	M			2		1	3	3					
		F												
MOTOR VEHICLE THEFT	07	M												
		F												
OTHER ASSAULTS	08	M			1			1	2					
		F					1	1						
ARSON	09	M												
		F												
FORGERY	10	M												
		F												
FRAUD	11	M												
		F												
EMBEZZLEMENT	12	M												
		F												
STOLEN PROPERTY	13	M												
		F												
VANDALISM	14	M												
		F												
WEAPONS	15	M												
		F												
PROSTITUTION	16	M												
		F												
PROSTITUTION	16a	M												
		F												

AGE, SEX AND RACE OF PERSONS ARRESTED
under 18 Years of age

CLASSIFICATIONS OF OFFENSES	UCR	SEX	AGE						TOT	RACE					
			Under 10	10-12	13-14	15	16	17		WHT	BLK	IND	ASN	PAC	
ASSISTING OR PROMOTING PROSTITUTION	16b	M													
		F													
PURCHASING PROSTITUTION	16c	M													
		F													
SEX OFFENSES	17	M			1				1	1					
		F													
DRUG/SALE/MAN	180	M			1	1			2	2					
		F													
NARCOTICS	180a	M													
		F													
MARIJUANA	180b	M			1	1			2	2					
		F													
SYNTHETIC NARC	180c	M													
		F													
OTHER/NON-NARC	180d	M													
		F													
DRUG/POSSESSION	185	M						1	1	1					
		F													
NARCOTICS	185e	M													
		F													
MARIJUANA	185f	M						1	1	1					
		F													
SYNTHETIC NARC	185g	M													
		F													
OTHER/NON-NARC	185h	M													
		F													
GAMBLING	19	M													
		F													
BOOKMAKING	19a	M													
		F													
NUMBERS	19b	M													
		F													
OTHER GAMBLING	19c	M													
		F													
FAMILY/CHILD	20	M													
		F													

AGE, SEX AND RACE OF PERSONS ARRESTED
under 18 Years of age

CLASSIFICATIONS OF OFFENSES	UCR	SEX	AGE							TOT	RACE									
			Under 10	10-12	13-14	15	16	17	WHT		BLK	IND	ASN	PAC						
			DRIVING INFLUENCE	21	M															
		F																		
LIQUOR LAWS	22	M																		
		F																		
DRUNKENNESS	23	M																		
		F																		
DISORDERLY CONDUCT	24	M																		
		F																		
VAGRANCY	25	M																		
		F																		
ALL OTHER	26	M									2									
		F						1	1	2										
SUSPICION	27	M																		
		F																		
CURFEW	28	M																		
		F																		
RUN-AWAYS	29	M																		
		F																		
HUMAN TRAFFICKING/COMMERCIAL SEX ACTS	30	M																		
		F																		
HUMAN TRAFFICKING/INVOLUNTARY SERVITUDE	31	M																		
		F																		
TOTAL BY SEX		M			5	1	1	1	8	11										
		F					1	2	3											
GRAND TOTAL					5	1	2	3	11	11										

RETURN A - MONTHLY RETURN OF OFFENSES KNOWN TO POLICE

(1) Classification of Offense	(2) Offenses Reported	(3) Unfounded Offenses	(4) Actual Offenses	(5) Offenses Cleared	(6) Juveniles Only
CRIMINAL HOMICIDE					
MURDER/NONNEG MANSLAUGHTER	4	1	3	2	
MANSLAUGHTER BY NEGLIGENCE					
TOTAL	4	1	3	2	
RAPE					
RAPE	29	5	24	22	2
ATTEMPTS TO COMMIT RAPE					
TOTAL	29	5	24	22	2
ROBBERY					
FIREARM	3	1	2	2	
KNIFE/CUTTING INSTRUMENT	6		6	2	
OTHER DANGEROUS WEAPON	9		9	7	
STRONG-ARM (HANDS, FISTS)	31	3	28	19	1
TOTAL	49	4	45	30	1
ASSAULT					
FIREARM	7		7	3	
KNIFE OR CUTTING INSTRUMENT	54	5	49	43	2
OTHER DANGEROUS WEAPON	118	2	116	89	4
HANDS, FIST, FEET, AGGRAVATED	46	1	45	33	
OTHER ASSAULTS - SIMPLE	691	26	665	442	12
TOTAL	916	34	882	610	18
BURGLARY					
FORCIBLE ENTRY	81	1	80	22	
UNLAWFUL ENTRY - NO FORCE	104	4	100	48	
ATTEMPTED FORCIBLE ENTRY	7		7		
TOTAL	192	5	187	70	
LARCENY-THEFT					
THEFT (EX MOTOR VEHICLE)	1037	25	1012	277	17
TOTAL	1037	25	1012	277	17
MOTOR VEHICLE THEFT					
AUTOS	66	12	54	20	1
TRUCKS AND BUSES	32	3	29	8	
OTHER VEHICLES	10		10	2	
TOTAL	108	15	93	30	1
GRAND TOTAL	2335	89	2246	1041	39

PROPERTY STOLEN BY CLASSIFICATION

CLASSIFICATION OF OFFENSES	NUMBER ACTUAL OFFENSES	VALUE OF PROPERTY STOLEN
MURDER/NONNEG MANSLAUGHTER	3	
RAPE	24	
ROBBERY		
HIGHWAY (STREET, ALLEYS, ETC.)	9	\$ 736
COMMERCIAL HOUSE	17	\$ 3,105
GAS OR SERVICE STATION		
CONVENIENCE STORE	1	\$ 23
RESIDENCE	14	\$ 3,429
BANK	1	\$ 2,702
MISCELLANEOUS	3	\$ 250
TOTAL ROBBERY	45	\$ 10,245
BURGLARY		
RESIDENCE (DWELLING)		
NIGHT (6PM-6AM)	30	\$ 52,351
DAY (6AM-6PM)	22	\$ 48,145
UNKNOWN	34	\$ 147,044
NON-RESIDENCE (STORE ETC.)		
NIGHT (6PM-6AM)	53	\$ 95,919
DAY (6AM-6PM)	29	\$ 9,832
UNKNOWN	19	\$ 43,419
TOTAL BURGLARY	187	\$ 396,710
LARCENY-THEFT		
\$200 AND OVER	496	\$ 614,696
\$50 TO \$200	257	\$ 27,080
UNDER \$50	259	\$ 3,956
TOTAL	1012	\$ 645,732
6X. NATURE OF LARCENIES UNDER ITEM 6		
POCKET-PICKING	5	\$ 912
PURSE-SNATCHING		
SHOPLIFTING	214	\$ 57,239
FROM MOTOR VEHICLE	206	\$ 111,761
MOTOR VEHICLE PARTS & ACCESSORIES	80	\$ 15,214
BICYCLES	56	\$ 38,649
FROM BUILDING(EX C&H)	195	\$ 163,166
FROM COIN-OP MACHINES	58	\$ 36,550
ALL OTHER	198	\$ 222,241
TOTAL LARCENY	1012	\$ 645,732
MOTOR VEHICLE THEFT	93	\$ 419,075
STOLEN & RECOVERED LOCALLY	93	
STOLEN LOCALLY & RECOVERED OTHER		
TOTAL STOLEN OTHER & RECOVERED LOCAL	93	
STOLEN IN OTHER JURIS & RECOVERED LOCALLY		
TOTAL MOTOR VEHICLE THEFT	93	\$ 419,075
GRAND TOTAL	1364	\$ 1,471,762

PROPERTY BY TYPE AND VALUE

Type of Property (1)	Monetary Value of Property Stolen in Your Jurisdiction	
	STOLEN (2)	RECOVERED (3)
CURRENCY, NOTES, ETC.	\$ 97,900	\$ 17,493
JEWELRY & PRECIOUS METALS	\$ 135,655	\$ 105,104
CLOTHING AND FURS	\$ 55,993	\$ 10,987
LOCALLY STOLEN MOTOR VEHICLE	\$ 439,130	\$ 423,280
OFFICE EQUIPMENT	\$ 12,862	\$ 2,270
TV, RADIOS, CAMERAS, ETC.	\$ 12,947	\$ 937
FIREARMS	\$ 30,360	\$ 9,849
HOUSEHOLD GOODS	\$ 11,061	\$ 1,575
CONSUMABLE GOODS	\$ 30,831	\$ 4,750
LIVESTOCK		
MISCELLANEOUS	\$ 645,023	\$ 246,418
GRAND TOTAL	\$ 1,471,762	\$ 822,663

LAW ENFORCEMENT OFFICERS KILLED OR ASSAULTED

Type of activity	Total assaults by weapon	Type of Weapon				Type of Assignment						Officer assaults cleared	
		Firearm	Knife or other cutting instrument	Other dangerous weapon	Hands, fists, feet, etc.	Two-officer vehicle	One-officer vehicle		Detective or special assign.		Other		
							Alone	Asst	Alone	Ast	Alone		Asst
A	B	C	D	E	F	G	H	I	J	K	L	M	
1. Responding to disturbance calls (family quarrels, person with firearm, etc.)	60		1	3	56		5	54		1			57
2. Burglaries in progress or pursuing burglary suspects	1			1			1						1
3. Robberies in progress or pursuing robbery suspects	3		2	1			2				1		2
4. Attempting other arrests	15	1		1	13		2	13					13
5. Civil disorder (riot, mass disobedience, etc.)													
6. Handling, transporting, custody of prisoners	1				1		1						1
7. Investigating suspicious persons or circumstances	6	1		1	4		2	4					5
8. Ambush – no warning	1				1		1						
9. Mentally deranged													
10. Traffic pursuits and stops	4			2	2		2	2					4
11. All other	7		1		6		6				1		5
12. TOTAL (1-11)	98	2	4	9	83		12	83		1	1	1	88
13. Number with person injury	22		2	4	16								
14. Number without personal injury	76	2	2	5	67								

15. Time of assaults	12 AM	2 AM	4 AM	6 AM	8 AM	10 AM	NOON	2 PM	4 PM	6 PM	8 PM	10 PM	UNK
	13	8	7	2	4	9	6	6	15	9	12	7	

AGE, SEX AND RACE OF PERSONS ARRESTED
18 Years of age and over

CLASSIFICATIONS OF OFFENSES	UCR	SEX	AGE													TOT	RACE											
			18	19	20	21	22	23	24	25-29	30-34	35-39	40-44	45-49	50-54		55-59	60-64	65 OV	WHT	BLK	IND	ASN	PAC				
MURDER/NONNEG MANSLAUGHTER	01A	M																				1				2		
		F																					1					
MANSLAUGHTER BY NEGLIGENCE	01B	M																										
		F																										
RAPE	02	M																										
		F																										
ROBBERY	03	M			1	1		1		1	2	2	2	2								12	11			4	2	2
		F					2				2		2	1								7						
AGGRAVATED ASSAULT	04	M			2	1	1	2	2	12	7	13	9	5	8	2	2	2				68	48	2		35	1	1
		F		1			1				9	2	3	2	1							19						
BURGLARY	05	M		1	1			1	1	5	4	6	2	1	4							26	25			8	1	
		F				1				3	2		1						1			8						
LARCENY	06	M		3	2				2	22	15	24	7	11	4	2						92	96	2		44		
		F				1	1			11	9	20	4	1	2	1						50						
MOTOR VEHICLE THEFT	07	M				1			1	2	3	3	1	2		2						15	12	2		3		
		F									1				1							2						
OTHER ASSAULTS	08	M	1	1		3	5	3	9	15	26	38	35	9	17	23	4	6				195	138	8		106	2	8
		F	1	1			1	2	1	11	13	13	5	9	4	4	1	1				67						
ARSON	09	M																					1					
		F								1												1						
FORGERY	10	M																										
		F																										
FRAUD	11	M								3	2			2	1							8	10	1		6		1
		F						1		2	1	2		2	1	1						10						
EMBEZZLEMENT	12	M		1																		1					1	
		F																										
STOLEN PROPERTY	13	M																										
		F																										
VANDALISM	14	M		1	1			1		10	7	9	3	2	1	1				1		37	33	3		13	1	
		F				2				2	3	4	1			1						13						
WEAPONS	15	M						2	1	4	2	2		1							2	14	11			3		
		F																										
PROSTITUTION AND COMMERCIALIZED VICE	16	M																										
		F																										
PROSTITUTION	16a	M																										
		F																										

AGE, SEX AND RACE OF PERSONS ARRESTED
18 Years of age and over

CLASSIFICATIONS OF OFFENSES	UCR	SEX	AGE													TOT	RACE							
			18	19	20	21	22	23	24	25-29	30-34	35-39	40-44	45-49	50-54		55-59	60-64	65 OV	WHT	BLK	IND	ASN	PAC
ASSISTING OR PROMOTING PROSTITUTION	16b	M																						
		F																						
PURCHASING PROSTITUTION	16c	M																						
		F																						
SEX OFFENSES	17	M					1						1	2		4	1			9	15	1		
		F										5	2							7				
DRUG/SALE/MAN	180	M								2		2			1				5	6	1	5		
		F			1					1	2		1		2				7					
NARCOTICS	180a	M								1					1				2	3	1	2		
		F								1	1				2				4					
MARIJUANA	180b	M																						
		F																						
SYNTHETIC NARC	180c	M										1							1	2		1		
		F									1		1						2					
OTHER/NON-NARC	180d	M								1		1							2	1		2		
		F			1														1					
DRUG/POSSESSION	185	M					1	1	2	4	8	4	2	3	4	2	1	1	33	21		19	1	
		F								2	1	1		1	1		1	1	8					
NARCOTICS	185e	M					1			2	1								4	4		2		
		F								1				1					2					
MARIJUANA	185f	M						1	1	2	2	2	3	4	2	1	1	19	11		11			
		F												1		1	1	3						
SYNTHETIC NARC	185g	M						1	1	2	1								5	3		3		
		F								1									1					
OTHER/NON-NARC	185h	M					1				3	1							5	3		3	1	
		F								1		1							2					
GAMBLING	19	M																						
		F																						
BOOKMAKING	19a	M																						
		F																						
NUMBERS	19b	M																						
		F																						
OTHER GAMBLING	19c	M																						
		F																						
FAMILY/CHILD	20	M																						
		F																						

AGE, SEX AND RACE OF PERSONS ARRESTED
18 Years of age and over

CLASSIFICATIONS OF OFFENSES	UCR	SEX	AGE																TOT	RACE				
			18	19	20	21	22	23	24	25-29	30-34	35-39	40-44	45-49	50-54	55-59	60-64	65 OV		WHT	BLK	IND	ASN	PAC
DRIVING INFLUENCE	21	M	2	1		5	2	5	8	18	13	12	14	6	4	7	10	8	115	121	6	28	4	3
		F	1	1			1	2	3	10	9	8	3		6	2		1	47					
LIQUOR LAWS	22	M	1	2	1			1		4	18	5	10	6	15	32	3	8	106	20	3	101		
		F								1		1	4	3	2	3	4		18					
DRUNKENNESS	23	M																						
		F																						
DISORDERLY CONDUCT	24	M							1	3	4	8	2		1	3	4	1	27	20	1	15		
		F		1						1	1	2	1	1	2				9					
VAGRANCY	25	M																						
		F																						
ALL OTHER	26	M	2	6	11	1	6	2	8	47	111	82	58	34	36	29	17	7	457	428	23	221	4	2
		F	2		2	6	3	2	1	50	66	31	12	21	15	9	1		221					
SUSPICION	27	M																						
		F																						
HUMAN TRAFFICKING/COMMERCIAL SEX ACTS	30	M																						
		F																						
HUMAN TRAFFICKING/INVOLUNTARY SERVITUDE	31	M																						
		F																						
TOTAL BY SEX		M	6	16	19	12	16	19	35	152	222	211	146	86	96	107	42	36	1221	1016	53	613	17	17
		F	4	4	3	10	9	7	6	95	125	85	38	43	34	21	8	3	495					
GRAND TOTAL			10	20	22	22	25	26	41	247	347	296	184	129	130	128	50	39	1716	1016	53	613	17	17

AGE, SEX AND RACE OF PERSONS ARRESTED
under 18 Years of age

CLASSIFICATIONS OF OFFENSES	UCR	SEX	AGE							TOT	RACE				
			Under 10	10-12	13-14	15	16	17	WHT		BLK	IND	ASN	PAC	
MURDER/NONNEG MANSLAUGHTER	01A	M													
		F													
MANSLAUGHTER BY NEGLIGENCE	01B	M													
		F													
RAPE	02	M			1				1					1	
		F													
ROBBERY	03	M				1			1						1
		F													
AGGRAVATED ASSAULT	04	M			2		1		3	4					
		F		1					1						
BURGLARY	05	M													
		F													
LARCENY	06	M		3	4	3	1	1	12	9		10			1
		F		1	5		2		8						
MOTOR VEHICLE THEFT	07	M			1				1			1			
		F													
OTHER ASSAULTS	08	M		3	4	2	1		10	8		5			
		F			2		1		3						
ARSON	09	M			1			1	2		1	1			
		F													
FORGERY	10	M													
		F													
FRAUD	11	M													
		F													
EMBEZZLEMENT	12	M													
		F													
STOLEN PROPERTY	13	M													
		F													
VANDALISM	14	M	1	2	4	3			10	7	1	3			
		F					1		1						
WEAPONS	15	M				1		1	2	2					
		F													
PROSTITUTION	16	M													
		F													
PROSTITUTION	16a	M													
		F													

AGE, SEX AND RACE OF PERSONS ARRESTED
under 18 Years of age

CLASSIFICATIONS OF OFFENSES	UCR	SEX	AGE							TOT	RACE								
			Under 10	10-12	13-14	15	16	17	WHT		BLK	IND	ASN	PAC					
			ASSISTING OR PROMOTING PROSTITUTION	16b	M														
		F																	
PURCHASING PROSTITUTION	16c	M																	
		F																	
SEX OFFENSES	17	M			2				1	3	2			1	1				
		F		1						1									
DRUG/SALE/MAN	180	M		2						2	1			1					
		F																	
NARCOTICS	180a	M																	
		F																	
MARIJUANA	180b	M		2						2	1			1					
		F																	
SYNTHETIC NARC	180c	M																	
		F																	
OTHER/NON-NARC	180d	M																	
		F																	
DRUG/POSSESSION	185	M		1	5	4	4			14	10			5					
		F				1				1									
NARCOTICS	185e	M																	
		F																	
MARIJUANA	185f	M		1	5	4	4			14	10			5					
		F				1				1									
SYNTHETIC NARC	185g	M																	
		F																	
OTHER/NON-NARC	185h	M																	
		F																	
GAMBLING	19	M																	
		F																	
BOOKMAKING	19a	M																	
		F																	
NUMBERS	19b	M																	
		F																	
OTHER GAMBLING	19c	M																	
		F																	
FAMILY/CHILD	20	M																	
		F																	

AGE, SEX AND RACE OF PERSONS ARRESTED
under 18 Years of age

CLASSIFICATIONS OF OFFENSES	UCR	SEX	AGE							TOT	RACE				
			Under 10	10-12	13-14	15	16	17	WHT		BLK	IND	ASN	PAC	
			DRIVING INFLUENCE	21	M							1	1	1	
		F													
LIQUOR LAWS	22	M		1	2		2		5	4		1	2	1	
		F						3	3						
DRUNKENNESS	23	M													
		F													
DISORDERLY CONDUCT	24	M													
		F													
VAGRANCY	25	M													
		F													
ALL OTHER	26	M		2	3	3	2	2	12	6	1	6			
		F		1					1						
SUSPICION	27	M													
		F													
CURFEW	28	M													
		F													
RUN-AWAYS	29	M													
		F													
HUMAN TRAFFICKING/COMMERCIAL SEX ACTS	30	M													
		F													
HUMAN TRAFFICKING/INVOLUNTARY SERVITUDE	31	M													
		F													
TOTAL BY SEX		M	1	14	29	17	11	7	79	54	3	34	4	3	
		F		4	7	1	4	3	19						
GRAND TOTAL			1	18	36	18	15	10	98	54	3	34	4	3	

MONTHLY RETURN OF ARSON OFFENSES KNOWN TO LAW ENFORCEMENT

1 PROPERTY CLASSIFICATION	2 Offenses Reported or Known to Police (Include Unfounded and attempts)	3 Unfounded, i.e. False or Baseless Complaints	4 Number of Actual Offenses (Column 2 Minus Column 3) (Include Attempts)	5 Total Offenses Cleared by Arrest or Exceptional Means (Include Column 6)	6 Number of Clearances Involving Only Persons Under 18 Years of Age	7 Offenses Where Structures Uninhabited, Abandoned, or not Normally in Use	8 Estimated Value of Property Damage
STRUCTURAL							
A. Single Occupancy Residential: Houses, Townhouses, Duplexes, etc.	2		2	1		1	\$1,000
B. Other Residential: Apartments, Tenements, Flats, Hotels, Motels, Inns, Dormitories, Boarding Houses, etc.							
C. Storage: Barns, Garages, Warehouses, etc.	3		3			1	\$10,000
D. Industrial/Manufacturing:							
E. Other Commercial: Stores, Restaurants, Offices, etc.	1		1				\$25
F. Community/Public: Churches, Jails, Schools, Colleges, Hospitals, etc.	1		1	1			\$100
G. All Other Structure: Out Buildings, Monuments, Buildings Under Constructions, etc.	1		1				\$20,000
TOTAL STRUCTURAL	8		8	2		2	\$31,125
MOBILE							
H. Motor Vehicles: Automobiles, Trucks, Buses, Motorcycles, etc. UCR Definition	3		3	1			\$2,500
I. Other Mobile Property: Trailers, Recreational Vehicles, Airplanes, Boats, etc.	2		2				\$1,020
TOTAL MOBILE	5		5	1			\$3,520
OTHER							
J. TOTAL OTHER Crops, Timber, Fences, Signs, etc.	3		3	1			\$2,200
TOTAL OTHER	3		3	1			\$2,200
GRAND TOTAL	16		16	4		2	\$36,845

RETURN A - MONTHLY RETURN OF OFFENSES KNOWN TO POLICE

(1) Classification of Offense	(2) Offenses Reported	(3) Unfounded Offenses	(4) Actual Offenses	(5) Offenses Cleared	(6) Juveniles Only
CRIMINAL HOMICIDE					
MURDER/NONNEG MANSLAUGHTER	2		2	2	
MANSLAUGHTER BY NEGLIGENCE					
TOTAL	2		2	2	
RAPE					
RAPE	28		28	3	
ATTEMPTS TO COMMIT RAPE	1		1	1	1
TOTAL	29		29	4	1
ROBBERY					
FIREARM	1		1	1	
KNIFE/CUTTING INSTRUMENT					
OTHER DANGEROUS WEAPON	1		1	2	
STRONG-ARM (HANDS, FISTS)	1		1	1	
TOTAL	3		3	4	
ASSAULT					
FIREARM	10		10	9	
KNIFE OR CUTTING INSTRUMENT	3	1	2	1	
OTHER DANGEROUS WEAPON	21	2	19	15	
HANDS, FIST, FEET, AGGRAVATED	4		4	6	
OTHER ASSAULTS - SIMPLE	143	7	136	84	4
TOTAL	181	10	171	115	4
BURGLARY					
FORCIBLE ENTRY	22		22	6	
UNLAWFUL ENTRY - NO FORCE	18	1	17	5	
ATTEMPTED FORCIBLE ENTRY	7		7	4	
TOTAL	47	1	46	15	
LARCENY-THEFT					
THEFT (EX MOTOR VEHICLE)	354	5	349	116	3
TOTAL	354	5	349	116	3
MOTOR VEHICLE THEFT					
AUTOS	38	1	37	9	
TRUCKS AND BUSES	3		3		
OTHER VEHICLES	7		7		
TOTAL	48	1	47	9	
GRAND TOTAL	664	17	647	265	8

PROPERTY STOLEN BY CLASSIFICATION

CLASSIFICATION OF OFFENSES	NUMBER ACTUAL OFFENSES	VALUE OF PROPERTY STOLEN
MURDER/NONNEG MANSLAUGHTER	2	
RAPE	29	\$ 185
ROBBERY		
HIGHWAY (STREET, ALLEYS, ETC.)		
COMMERCIAL HOUSE		
GAS OR SERVICE STATION		
CONVENIENCE STORE		
RESIDENCE		
BANK		
MISCELLANEOUS	3	\$ 125
TOTAL ROBBERY	3	\$ 125
BURGLARY		
RESIDENCE (DWELLING)		
NIGHT (6PM-6AM)	11	\$ 2,270
DAY (6AM-6PM)	13	\$ 3,252
UNKNOWN		
NON-RESIDENCE (STORE ETC.)		
NIGHT (6PM-6AM)	2	
DAY (6AM-6PM)	20	\$ 37,132
UNKNOWN		
TOTAL BURGLARY	46	\$ 42,654
LARCENY-THEFT		
\$200 AND OVER	50	\$ 58,704
\$50 TO \$200	50	\$ 4,449
UNDER \$50	249	\$ 757
TOTAL	349	\$ 63,910
6X. NATURE OF LARCENIES UNDER ITEM 6		
POCKET-PICKING	7	
PURSE-SNATCHING	15	\$ 130
SHOPLIFTING	163	\$ 13,677
FROM MOTOR VEHICLE	25	\$ 3,311
MOTOR VEHICLE PARTS & ACCESSORIES	8	\$ 10,765
BICYCLES	19	\$ 2,570
FROM BUILDING(EX C&H)	112	\$ 33,457
FROM COIN-OP MACHINES		
ALL OTHER		
TOTAL LARCENY	349	\$ 63,910
MOTOR VEHICLE THEFT	47	\$ 67,480
STOLEN & RECOVERED LOCALLY	8	
STOLEN LOCALLY & RECOVERED OTHER	1	
TOTAL STOLEN OTHER & RECOVERED LOCAL	9	
STOLEN IN OTHER JURIS & RECOVERED LOCALLY	3	
TOTAL MOTOR VEHICLE THEFT	47	\$ 67,480
GRAND TOTAL	476	\$ 174,354

PROPERTY BY TYPE AND VALUE

Type of Property (1)	Monetary Value of Property Stolen in Your Jurisdiction	
	STOLEN (2)	RECOVERED (3)
CURRENCY, NOTES, ETC.	\$ 1,276	
JEWELRY & PRECIOUS METALS	\$ 5,109	\$ 9
CLOTHING AND FURS	\$ 1,742	
LOCALLY STOLEN MOTOR VEHICLE	\$ 71,950	\$ 29,500
OFFICE EQUIPMENT	\$ 1,039	
TV, RADIOS, CAMERAS, ETC.	\$ 636	\$ 118
FIREARMS	\$ 1,229	\$ 500
HOUSEHOLD GOODS	\$ 1,725	\$ 735
CONSUMABLE GOODS	\$ 2,565	\$ 458
LIVESTOCK	\$ 50	
MISCELLANEOUS	\$ 92,308	\$ 19,167
GRAND TOTAL	\$ 179,629	\$ 50,487

LAW ENFORCEMENT OFFICERS KILLED OR ASSAULTED

Type of activity	Total assaults by weapon	Type of Weapon				Type of Assignment						Officer assaults cleared	
		Firearm	Knife or other cutting instrument	Other dangerous weapon	Hands, fists, feet, etc.	Two-officer vehicle	One-officer vehicle		Detective or special assign.		Other		
							Alone	Asst	Alone	Ast	Alone		Asst
A	B	C	D	E	F	G	H	I	J	K	L	M	
1. Responding to disturbance calls (family quarrels, person with firearm, etc.)													
2. Burglaries in progress or pursuing burglary suspects													
3. Robberies in progress or pursuing robbery suspects													
4. Attempting other arrests													
5. Civil disorder (riot, mass disobedience, etc.)													
6. Handling, transporting, custody of prisoners	1				1							1	1
7. Investigating suspicious persons or circumstances													
8. Ambush – no warning													
9. Mentally deranged													
10. Traffic pursuits and stops													
11. All other	2				2		2						1
12. TOTAL (1-11)	3				3		2					1	2
13. Number with person injury													
14. Number without personal injury	3				3								

15. Time of assaults	12 AM	2 AM	4 AM	6 AM	8 AM	10 AM	NOON	2 PM	4 PM	6 PM	8 PM	10 PM	UNK
	1									2			

AGE, SEX AND RACE OF PERSONS ARRESTED
18 Years of age and over

CLASSIFICATIONS OF OFFENSES	UCR	SEX	AGE													TOT	RACE								
			18	19	20	21	22	23	24	25-29	30-34	35-39	40-44	45-49	50-54		55-59	60-64	65 OV	WHT	BLK	IND	ASN	PAC	
MURDER/NONNEG MANSLAUGHTER	01A	M										1								1		1			
		F																							
MANSLAUGHTER BY NEGLIGENCE	01B	M																							
		F																							
RAPE	02	M		1								1	1							3	2		1		
		F																							
ROBBERY	03	M		1							1	1							3	4					
		F									1								1						
AGGRAVATED ASSAULT	04	M	1	1	4		1		1	2	2	1	4	1	1		1		20	16	5	6			
		F								6	1								7						
BURGLARY	05	M	1			2			1		4	3							11	11		1			
		F			1														1						
LARCENY	06	M	1			1	5	4	1	9	13	13	8	2	4	3	1		65	94	1	16			
		F	1		1				4	3	9	12	6	5	4		1		46						
MOTOR VEHICLE THEFT	07	M	1			1			1	1	2	2			1				9	11		3			
		F					1			2			2						5						
OTHER ASSAULTS	08	M	1		2	3	1	1	1	1	5	4		2	2				23	26	1	13			
		F				1			1	4	3	4	3					1		17					
ARSON	09	M																							
		F																							
FORGERY	10	M								1									1	2					
		F											1						1						
FRAUD	11	M																		1					
		F										1							1						
EMBEZZLEMENT	12	M																							
		F																							
STOLEN PROPERTY	13	M								1									1	1					
		F																							
VANDALISM	14	M		3					2	1	3	6		1			4		20	15	2	3			
		F																							
WEAPONS	15	M		1						2	1	1		2		2	1		10	13					
		F								1	1		1						3						
PROSTITUTION AND COMMERCIALIZED VICE	16	M																							
		F																							
PROSTITUTION	16a	M																							
		F																							

AGE, SEX AND RACE OF PERSONS ARRESTED
18 Years of age and over

CLASSIFICATIONS OF OFFENSES	UCR	SEX	AGE														TOT	RACE							
			18	19	20	21	22	23	24	25-29	30-34	35-39	40-44	45-49	50-54	55-59		60-64	65 OV	WHT	BLK	IND	ASN	PAC	
ASSISTING OR PROMOTING PROSTITUTION	16b	M																							
		F																							
PURCHASING PROSTITUTION	16c	M																							
		F																							
SEX OFFENSES	17	M												1							1				
		F																							
DRUG/SALE/MAN	180	M																							
		F																							
NARCOTICS	180a	M																							
		F																							
MARIJUANA	180b	M																							
		F																							
SYNTHETIC NARC	180c	M																							
		F																							
OTHER/NON-NARC	180d	M																							
		F																							
DRUG/POSSESSION	185	M	4	6	1			3		5	3	2	6	3	1		1				35	42	2	12	2
		F	3	1		1		1	1	7	5	2	2								23				
NARCOTICS	185e	M								1											1	1			
		F																							
MARIJUANA	185f	M	2	1	1																4	7			
		F	2	1																	3				
SYNTHETIC NARC	185g	M							4	2		1	1								8	9		4	
		F							3	1	1										5				
OTHER/NON-NARC	185h	M	2	5				3		1		2	5	2	1		1				22	25	2	8	2
		F	1			1		1	1	4	4	1	2								15				
GAMBLING	19	M																							
		F																							
BOOKMAKING	19a	M																							
		F																							
NUMBERS	19b	M																							
		F																							
OTHER GAMBLING	19c	M																							
		F																							
FAMILY/CHILD	20	M				1		2													3	4		1	
		F						1						1							2				

AGE, SEX AND RACE OF PERSONS ARRESTED
18 Years of age and over

CLASSIFICATIONS OF OFFENSES	UCR	SEX	AGE															TOT	RACE					
			18	19	20	21	22	23	24	25-29	30-34	35-39	40-44	45-49	50-54	55-59	60-64		65 OV	WHT	BLK	IND	ASN	PAC
DRIVING INFLUENCE	21	M		2	2	1	2		1	1	2	5	4	2		1	4	1	28	44		10		
		F	1	1				1	1	3	6	5	3		5				26					
LIQUOR LAWS	22	M																						
		F																						
DRUNKENNESS	23	M																						
		F																						
DISORDERLY CONDUCT	24	M				1	1			2	3	4	2	4		2	1		20	15	1	11		
		F							1	1	1		1			3			7					
VAGRANCY	25	M																						
		F																						
ALL OTHER	26	M	3	8	3	9	14	4	1	29	19	32	24	11	12	10	13	2	194	199	6	49		
		F	1			1		1	8	14	10	12	5	6		1		1	60					
SUSPICION	27	M																						
		F																						
HUMAN TRAFFICKING/COMMERCIAL SEX ACTS	30	M																						
		F																						
HUMAN TRAFFICKING/INVOLUNTARY SERVITUDE	31	M																						
		F																						
TOTAL BY SEX		M	12	23	12	19	24	14	9	57	58	75	49	28	21	18	26	3	448	500	19	127	2	
		F	6	2	2	3	1	8	15	47	40	30	23	11	5	5		2	200					
GRAND TOTAL			18	25	14	22	25	22	24	104	98	105	72	39	26	23	26	5	648	500	19	127	2	

AGE, SEX AND RACE OF PERSONS ARRESTED
under 18 Years of age

CLASSIFICATIONS OF OFFENSES	UCR	SEX	AGE						TOT	RACE				
			Under 10	10-12	13-14	15	16	17		WHT	BLK	IND	ASN	PAC
MURDER/NONNEG MANSLAUGHTER	01A	M												
		F												
MANSLAUGHTER BY NEGLIGENCE	01B	M												
		F												
RAPE	02	M												
		F												
ROBBERY	03	M												
		F												
AGGRAVATED ASSAULT	04	M												
		F												
BURGLARY	05	M												
		F												
LARCENY	06	M					1		1	1				
		F												
MOTOR VEHICLE THEFT	07	M												
		F												
OTHER ASSAULTS	08	M			1	1	1		3	3				
		F												
ARSON	09	M												
		F												
FORGERY	10	M												
		F												
FRAUD	11	M												
		F												
EMBEZZLEMENT	12	M												
		F												
STOLEN PROPERTY	13	M												
		F												
VANDALISM	14	M						1	1			1		
		F												
WEAPONS	15	M												
		F												
PROSTITUTION	16	M												
		F												
PROSTITUTION	16a	M												
		F												

AGE, SEX AND RACE OF PERSONS ARRESTED
under 18 Years of age

CLASSIFICATIONS OF OFFENSES	UCR	SEX	AGE						TOT	RACE				
			Under 10	10-12	13-14	15	16	17		WHT	BLK	IND	ASN	PAC
			ASSISTING OR PROMOTING PROSTITUTION	16b	M									
		F												
PURCHASING PROSTITUTION	16c	M												
		F												
SEX OFFENSES	17	M												
		F												
DRUG/SALE/MAN	180	M												
		F												
NARCOTICS	180a	M												
		F												
MARIJUANA	180b	M												
		F												
SYNTHETIC NARC	180c	M												
		F												
OTHER/NON-NARC	180d	M												
		F												
DRUG/POSSESSION	185	M				1		2	3	3		1		
		F			1				1					
NARCOTICS	185e	M												
		F												
MARIJUANA	185f	M				1			1	1				
		F												
SYNTHETIC NARC	185g	M												
		F												
OTHER/NON-NARC	185h	M						2	2	2		1		
		F			1				1					
GAMBLING	19	M												
		F												
BOOKMAKING	19a	M												
		F												
NUMBERS	19b	M												
		F												
OTHER GAMBLING	19c	M												
		F												
FAMILY/CHILD	20	M												
		F												

AGE, SEX AND RACE OF PERSONS ARRESTED
under 18 Years of age

CLASSIFICATIONS OF OFFENSES	UCR	SEX	AGE							TOT	RACE				
			Under 10	10-12	13-14	15	16	17	WHT		BLK	IND	ASN	PAC	
			DRIVING INFLUENCE	21	M										1
		F						1	1						
LIQUOR LAWS	22	M													
		F													
DRUNKENNESS	23	M													
		F													
DISORDERLY CONDUCT	24	M													
		F													
VAGRANCY	25	M													
		F													
ALL OTHER	26	M									1				
		F						1	1						
SUSPICION	27	M													
		F													
CURFEW	28	M													
		F													
RUN-AWAYS	29	M													
		F													
HUMAN TRAFFICKING/COMMERCIAL SEX ACTS	30	M													
		F													
HUMAN TRAFFICKING/INVOLUNTARY SERVITUDE	31	M													
		F													
TOTAL BY SEX		M			1	2	2	3	8		9		2		
		F			1			2	3						
GRAND TOTAL					2	2	2	5	11		9		2		

MONTHLY RETURN OF ARSON OFFENSES KNOWN TO LAW ENFORCEMENT

1 PROPERTY CLASSIFICATION	2 Offenses Reported or Known to Police (Include Unfounded and attempts)	3 Unfounded, i.e. False or Baseless Complaints	4 Number of Actual Offenses (Column 2 Minus Column 3) (Include Attempts)	5 Total Offenses Cleared by Arrest or Exceptional Means (Include Column 6)	6 Number of Clearances Involving Only Persons Under 18 Years of Age	7 Offenses Where Structures Uninhabited, Abandoned, or not Normally in Use	8 Estimated Value of Property Damage
STRUCTURAL							
A. Single Occupancy Residential: Houses, Townhouses, Duplexes, etc.							
B. Other Residential: Apartments, Tenements, Flats, Hotels, Motels, Inns, Dormitories, Boarding Houses, etc.	1		1	1			
C. Storage: Barns, Garages, Warehouses, etc.							
D. Industrial/Manufacturing:							
E. Other Commercial: Stores, Restaurants, Offices, etc.							
F. Community/Public: Churches, Jails, Schools, Colleges, Hospitals, etc.							
G. All Other Structure: Out Buildings, Monuments, Buildings Under Constructions, etc.	1		1			1	
TOTAL STRUCTURAL	2		2	1		1	
MOBILE							
H. Motor Vehicles: Automobiles, Trucks, Buses, Motorcycles, etc. UCR Definition				1			
I. Other Mobile Property: Trailers, Recreational Vehicles, Airplanes, Boats, etc.							
TOTAL MOBILE				1			
OTHER							
J. TOTAL OTHER Crops, Timber, Fences, Signs, etc.							
TOTAL OTHER							
GRAND TOTAL	2		2	2		1	

RETURN A - MONTHLY RETURN OF OFFENSES KNOWN TO POLICE

(1) Classification of Offense	(2) Offenses Reported	(3) Unfounded Offenses	(4) Actual Offenses	(5) Offenses Cleared	(6) Juveniles Only
CRIMINAL HOMICIDE					
MURDER/NONNEG MANSLAUGHTER					
MANSLAUGHTER BY NEGLIGENCE					
TOTAL					
RAPE					
RAPE	9		9		
ATTEMPTS TO COMMIT RAPE					
TOTAL	9		9		
ROBBERY					
FIREARM					
KNIFE/CUTTING INSTRUMENT					
OTHER DANGEROUS WEAPON	1		1		
STRONG-ARM (HANDS, FISTS)					
TOTAL	1		1		
ASSAULT					
FIREARM	2		2	2	1
KNIFE OR CUTTING INSTRUMENT	8		8	7	
OTHER DANGEROUS WEAPON	16		16	14	
HANDS, FIST, FEET, AGGRAVATED	4		4	4	
OTHER ASSAULTS - SIMPLE	123		123	123	5
TOTAL	153		153	150	6
BURGLARY					
FORCIBLE ENTRY	16		16	2	
UNLAWFUL ENTRY - NO FORCE	15		15	4	
ATTEMPTED FORCIBLE ENTRY	1		1		
TOTAL	32		32	6	
LARCENY-THEFT					
THEFT (EX MOTOR VEHICLE)	373	5	368	95	14
TOTAL	373	5	368	95	14
MOTOR VEHICLE THEFT					
AUTOS	19		19	4	
TRUCKS AND BUSES					
OTHER VEHICLES	2		2		
TOTAL	21		21	4	
GRAND TOTAL	589	5	584	255	20

PROPERTY STOLEN BY CLASSIFICATION

CLASSIFICATION OF OFFENSES	NUMBER ACTUAL OFFENSES	VALUE OF PROPERTY STOLEN
MURDER/NONNEG MANSLAUGHTER		
RAPE	9	
ROBBERY		
HIGHWAY (STREET, ALLEYS, ETC.)		
COMMERCIAL HOUSE		
GAS OR SERVICE STATION		
CONVENIENCE STORE		
RESIDENCE	1	\$ 1,000
BANK		
MISCELLANEOUS		
TOTAL ROBBERY	1	\$ 1,000
BURGLARY		
RESIDENCE (DWELLING)		
NIGHT (6PM-6AM)	5	\$ 26,309
DAY (6AM-6PM)	3	\$ 7,154
UNKNOWN	7	\$ 8,860
NON-RESIDENCE (STORE ETC.)		
NIGHT (6PM-6AM)	8	\$ 2,884
DAY (6AM-6PM)	2	\$ 1,523
UNKNOWN	7	\$ 550
TOTAL BURGLARY	32	\$ 47,280
LARCENY-THEFT		
\$200 AND OVER	152	\$ 136,448
\$50 TO \$200	96	\$ 9,253
UNDER \$50	120	\$ 2,300
TOTAL	368	\$ 148,001
6X. NATURE OF LARCENIES UNDER ITEM 6		
POCKET-PICKING		
PURSE-SNATCHING		
SHOPLIFTING	119	\$ 10,946
FROM MOTOR VEHICLE	49	\$ 21,442
MOTOR VEHICLE PARTS & ACCESSORIES	4	\$ 1,380
BICYCLES	9	\$ 3,380
FROM BUILDING(EX C&H)	99	\$ 64,181
FROM COIN-OP MACHINES	5	\$ 780
ALL OTHER	83	\$ 45,892
TOTAL LARCENY	368	\$ 148,001
MOTOR VEHICLE THEFT	21	\$ 120,150
STOLEN & RECOVERED LOCALLY	19	
STOLEN LOCALLY & RECOVERED OTHER		
TOTAL STOLEN OTHER & RECOVERED LOCAL	19	
STOLEN IN OTHER JURIS & RECOVERED LOCALLY		
TOTAL MOTOR VEHICLE THEFT	21	\$ 120,150
GRAND TOTAL	431	\$ 316,431

PROPERTY BY TYPE AND VALUE

Type of Property (1)	Monetary Value of Property Stolen in Your Jurisdiction	
	STOLEN (2)	RECOVERED (3)
CURRENCY, NOTES, ETC.	\$ 18,478	\$ 1,372
JEWELRY & PRECIOUS METALS	\$ 22,371	\$ 6,178
CLOTHING AND FURS	\$ 38,194	\$ 21,386
LOCALLY STOLEN MOTOR VEHICLE	\$ 120,150	\$ 114,150
OFFICE EQUIPMENT	\$ 11,382	\$ 2,549
TV, RADIOS, CAMERAS, ETC.	\$ 6,291	\$ 714
FIREARMS	\$ 11,495	\$ 550
HOUSEHOLD GOODS	\$ 3,316	\$ 199
CONSUMABLE GOODS	\$ 16,863	\$ 638
LIVESTOCK	\$ 200	\$ 200
MISCELLANEOUS	\$ 67,691	\$ 9,891
GRAND TOTAL	\$ 316,431	\$ 157,827

LAW ENFORCEMENT OFFICERS KILLED OR ASSAULTED

Type of activity	Total assaults by weapon	Type of Weapon				Type of Assignment							Officer assaults cleared
		Firearm	Knife or other cutting instrument	Other dangerous weapon	Hands, fists, feet, etc.	Two-officer vehicle	One-officer vehicle		Detective or special assign.		Other		
							Alone	Asst	Alone	Ast	Alone	Asst	
A	B	C	D	E	F	G	H	I	J	K	L	M	
1. Responding to disturbance calls (family quarrels, person with firearm, etc.)	3				3		2	1					3
2. Burglaries in progress or pursuing burglary suspects													
3. Robberies in progress or pursuing robbery suspects													
4. Attempting other arrests	1				1		1						1
5. Civil disorder (riot, mass disobedience, etc.)													
6. Handling, transporting, custody of prisoners													
7. Investigating suspicious persons or circumstances	1				1		1						1
8. Ambush – no warning													
9. Mentally deranged													
10. Traffic pursuits and stops													
11. All other	1				1		1						1
12. TOTAL (1-11)	6				6		4	2					6
13. Number with person injury	1				1								
14. Number without personal injury	5				5								

15. Time of assaults	12 AM	2 AM	4 AM	6 AM	8 AM	10 AM	NOON	2 PM	4 PM	6 PM	8 PM	10 PM	UNK
	1	1					2		1	1			

AGE, SEX AND RACE OF PERSONS ARRESTED
18 Years of age and over

CLASSIFICATIONS OF OFFENSES	UCR	SEX	AGE														TOT	RACE						
			18	19	20	21	22	23	24	25-29	30-34	35-39	40-44	45-49	50-54	55-59		60-64	65 OV	WHT	BLK	IND	ASN	PAC
MURDER/NONNEG MANSLAUGHTER	01A	M																						
		F																						
MANSLAUGHTER BY NEGLIGENCE	01B	M																						
		F																						
RAPE	02	M																						
		F																						
ROBBERY	03	M																						
		F																						
AGGRAVATED ASSAULT	04	M		1			1	1	1	2	5	4	1	3		1	1	1	22	15	2	9		
		F					1				1		1		1				4					
BURGLARY	05	M				1		1				1							3	3		3		
		F									1	1	1						3					
LARCENY	06	M	2	1	4	2		1	1	5	8	3	1	2	2	4	1	2	39	57		15	3	
		F	1	2	1	1		1	2	8	10	3	2	2		2	1		36					
MOTOR VEHICLE THEFT	07	M								3	1		2						6	5		2	2	
		F								2			1						3					
OTHER ASSAULTS	08	M	1	1	1	1	3	1	3	15	7	12	8	6	3	3	8	1	74	80	4	32	2	
		F		1					1	9	11	9	7	1	1	3		1	44					
ARSON	09	M									2								2	2				
		F																						
FORGERY	10	M																						
		F																						
FRAUD	11	M																		1				
		F									1								1					
EMBEZZLEMENT	12	M																						
		F																						
STOLEN PROPERTY	13	M																						
		F																						
VANDALISM	14	M						1	1	2	2	4	1	1	1				13	12	1	9		
		F						1		1	2	1	2	1	1				9					
WEAPONS	15	M						1											1	1				
		F																						
PROSTITUTION AND COMMERCIALIZED VICE	16	M																						
		F																						
PROSTITUTION	16a	M																						
		F																						

AGE, SEX AND RACE OF PERSONS ARRESTED
18 Years of age and over

CLASSIFICATIONS OF OFFENSES	UCR	SEX	AGE														TOT	RACE							
			18	19	20	21	22	23	24	25-29	30-34	35-39	40-44	45-49	50-54	55-59		60-64	65 OV	WHT	BLK	IND	ASN	PAC	
ASSISTING OR PROMOTING PROSTITUTION	16b	M																							
		F																							
PURCHASING PROSTITUTION	16c	M																							
		F																							
SEX OFFENSES	17	M	1																						
		F																							
DRUG/SALE/MAN	180	M					1			1	3		2	3							10	7	1	4	1
		F								1	1	1									3				
NARCOTICS	180a	M												1							1	1			
		F																							
MARIJUANA	180b	M																							
		F																							
SYNTHETIC NARC	180c	M					1			1	3		2	2							9	6	1	4	1
		F								1	1	1									3				
OTHER/NON-NARC	180d	M																							
		F																							
DRUG/POSSESSION	185	M			1			1				1									3	2		3	
		F											2								2				
NARCOTICS	185e	M						1				1									2	1		1	
		F																							
MARIJUANA	185f	M			1																1	1			
		F																							
SYNTHETIC NARC	185g	M																						2	
		F												2							2				
OTHER/NON-NARC	185h	M																							
		F																							
GAMBLING	19	M																							
		F																							
BOOKMAKING	19a	M																							
		F																							
NUMBERS	19b	M																							
		F																							
OTHER GAMBLING	19c	M																							
		F																							
FAMILY/CHILD	20	M																							
		F																							

AGE, SEX AND RACE OF PERSONS ARRESTED
18 Years of age and over

CLASSIFICATIONS OF OFFENSES	UCR	SEX	AGE															TOT	RACE					
			18	19	20	21	22	23	24	25-29	30-34	35-39	40-44	45-49	50-54	55-59	60-64		65 OV	WHT	BLK	IND	ASN	PAC
DRIVING INFLUENCE	21	M	3	2		2	1	2	1	9	12	6	3	6	1	3		1	52	55		10	1	
		F								3	3	3	4	1					14					
LIQUOR LAWS	22	M				1		1			1	1						4	3		1			
		F																						
DRUNKENNESS	23	M																						
		F																						
DISORDERLY CONDUCT	24	M				1			1	5	1	1	4	1	3	4	1	22	25	1	11			
		F			1	2	1			1	4	2	2	2				15						
VAGRANCY	25	M																						
		F																						
ALL OTHER	26	M	2		2	3	5	1	5	10	16	10	15	16	19	17	2	5	128	128	8	52	3	
		F	3					2	1	8	13	8	11	8		7		2	63					
SUSPICION	27	M																						
		F																						
HUMAN TRAFFICKING/COMMERCIAL SEX ACTS	30	M																						
		F																						
HUMAN TRAFFICKING/INVOLUNTARY SERVITUDE	31	M																						
		F																						
TOTAL BY SEX		M	9	5	8	11	11	11	13	52	58	42	38	38	29	32	13	10	380	397	17	151	10	2
		F	4	3	2	3	3	3	4	33	47	30	31	15	3	12	1	3	197					
GRAND TOTAL			13	8	10	14	14	14	17	85	105	72	69	53	32	44	14	13	577	397	17	151	10	2

AGE, SEX AND RACE OF PERSONS ARRESTED
under 18 Years of age

CLASSIFICATIONS OF OFFENSES	UCR	SEX	AGE						TOT	RACE									
			Under 10	10-12	13-14	15	16	17		WHT	BLK	IND	ASN	PAC					
			MURDER/NONNEG MANSLAUGHTER	01A	M														
		F																	
MANSLAUGHTER BY NEGLIGENCE	01B	M																	
		F																	
RAPE	02	M																	
		F																	
ROBBERY	03	M																	
		F																	
AGGRAVATED ASSAULT	04	M						1	1							1			
		F																	
BURGLARY	05	M																	
		F																	
LARCENY	06	M		1	3	3	1	3	11	7	3	3	1						
		F		1	1			1	3										
MOTOR VEHICLE THEFT	07	M					1		1	1									
		F																	
OTHER ASSAULTS	08	M			2			2	4	5									
		F					1		1										
ARSON	09	M																	
		F																	
FORGERY	10	M																	
		F																	
FRAUD	11	M																	
		F																	
EMBEZZLEMENT	12	M																	
		F																	
STOLEN PROPERTY	13	M																	
		F																	
VANDALISM	14	M		3	3	1		1	8	9			1						
		F			1	1			2										
WEAPONS	15	M				1			1	1									
		F																	
PROSTITUTION	16	M																	
		F																	
PROSTITUTION	16a	M																	
		F																	

AGE, SEX AND RACE OF PERSONS ARRESTED
under 18 Years of age

CLASSIFICATIONS OF OFFENSES	UCR	SEX	AGE						TOT	RACE				
			Under 10	10-12	13-14	15	16	17		WHT	BLK	IND	ASN	PAC
ASSISTING OR PROMOTING PROSTITUTION	16b	M												
		F												
PURCHASING PROSTITUTION	16c	M												
		F												
SEX OFFENSES	17	M		2					2	2				
		F												
DRUG/SALE/MAN	180	M												
		F												
NARCOTICS	180a	M												
		F												
MARIJUANA	180b	M												
		F												
SYNTHETIC NARC	180c	M												
		F												
OTHER/NON-NARC	180d	M												
		F												
DRUG/POSSESSION	185	M				1			1	4				
		F		1	2				3					
NARCOTICS	185e	M												
		F												
MARIJUANA	185f	M				1			1	4				
		F		1	2				3					
SYNTHETIC NARC	185g	M												
		F												
OTHER/NON-NARC	185h	M												
		F												
GAMBLING	19	M												
		F												
BOOKMAKING	19a	M												
		F												
NUMBERS	19b	M												
		F												
OTHER GAMBLING	19c	M												
		F												
FAMILY/CHILD	20	M												
		F												

AGE, SEX AND RACE OF PERSONS ARRESTED
under 18 Years of age

CLASSIFICATIONS OF OFFENSES	UCR	SEX	AGE						TOT	RACE				
			Under 10	10-12	13-14	15	16	17		WHT	BLK	IND	ASN	PAC
			DRIVING INFLUENCE	21	M							1	1	
		F												
LIQUOR LAWS	22	M												
		F												
DRUNKENNESS	23	M												
		F												
DISORDERLY CONDUCT	24	M												
		F												
VAGRANCY	25	M												
		F												
ALL OTHER	26	M				1	1		2	1		1		
		F												
SUSPICION	27	M												
		F												
CURFEW	28	M												
		F												
RUN-AWAYS	29	M												
		F												
HUMAN TRAFFICKING/COMMERCIAL SEX ACTS	30	M												
		F												
HUMAN TRAFFICKING/INVOLUNTARY SERVITUDE	31	M												
		F												
TOTAL BY SEX		M		6	8	7	3	8	32	30	3	7	1	
		F		2	4	1	1	1	9					
GRAND TOTAL				8	12	8	4	9	41	30	3	7	1	

MONTHLY RETURN OF ARSON OFFENSES KNOWN TO LAW ENFORCEMENT

1 PROPERTY CLASSIFICATION	2 Offenses Reported or Known to Police (Include Unfounded and attempts)	3 Unfounded, i.e. False or Baseless Complaints	4 Number of Actual Offenses (Column 2 Minus Column 3) (Include Attempts)	5 Total Offenses Cleared by Arrest or Exceptional Means (Include Column 6)	6 Number of Clearances Involving Only Persons Under 18 Years of Age	7 Offenses Where Structures Uninhabited, Abandoned, or not Normally in Use	8 Estimated Value of Property Damage
STRUCTURAL							
A. Single Occupancy Residential: Houses, Townhouses, Duplexes, etc.							
B. Other Residential: Apartments, Tenements, Flats, Hotels, Motels, Inns, Dormitories, Boarding Houses, etc.	1		1	1			\$1
C. Storage: Barns, Garages, Warehouses, etc.							
D. Industrial/Manufacturing:							
E. Other Commercial: Stores, Restaurants, Offices, etc.							
F. Community/Public: Churches, Jails, Schools, Colleges, Hospitals, etc.							
G. All Other Structure: Out Buildings, Monuments, Buildings Under Constructions, etc.							
TOTAL STRUCTURAL	1		1	1			\$1
MOBILE							
H. Motor Vehicles: Automobiles, Trucks, Buses, Motorcycles, etc. UCR Definition	2	1	1	1			\$59,280
I. Other Mobile Property: Trailers, Recreational Vehicles, Airplanes, Boats, etc.							
TOTAL MOBILE	2	1	1	1			\$59,280
OTHER							
J. TOTAL OTHER Crops, Timber, Fences, Signs, etc.							
TOTAL OTHER							
GRAND TOTAL	3	1	2	2			\$59,281

RETURN A - MONTHLY RETURN OF OFFENSES KNOWN TO POLICE

(1) Classification of Offense	(2) Offenses Reported	(3) Unfounded Offenses	(4) Actual Offenses	(5) Offenses Cleared	(6) Juveniles Only
CRIMINAL HOMICIDE					
MURDER/NONNEG MANSLAUGHTER					
MANSLAUGHTER BY NEGLIGENCE					
TOTAL					
RAPE					
RAPE	15	4	11		
ATTEMPTS TO COMMIT RAPE					
TOTAL	15	4	11		
ROBBERY					
FIREARM	3		3	3	
KNIFE/CUTTING INSTRUMENT					
OTHER DANGEROUS WEAPON					
STRONG-ARM (HANDS, FISTS)	1		1		
TOTAL	4		4	3	
ASSAULT					
FIREARM	3		3	1	
KNIFE OR CUTTING INSTRUMENT	9	2	7	6	
OTHER DANGEROUS WEAPON	7	2	5	2	
HANDS, FIST, FEET, AGGRAVATED	15	2	13	11	2
OTHER ASSAULTS - SIMPLE	136	7	129	27	1
TOTAL	170	13	157	47	3
BURGLARY					
FORCIBLE ENTRY	27		27		
UNLAWFUL ENTRY - NO FORCE	8	2	6		
ATTEMPTED FORCIBLE ENTRY	2	1	1		
TOTAL	37	3	34		
LARCENY-THEFT					
THEFT (EX MOTOR VEHICLE)	119	4	115	4	1
TOTAL	119	4	115	4	1
MOTOR VEHICLE THEFT					
AUTOS	17	5	12	2	
TRUCKS AND BUSES	14	4	10	4	
OTHER VEHICLES	3		3	1	
TOTAL	34	9	25	7	
GRAND TOTAL	379	33	346	61	4

PROPERTY STOLEN BY CLASSIFICATION

CLASSIFICATION OF OFFENSES	NUMBER ACTUAL OFFENSES	VALUE OF PROPERTY STOLEN
MURDER/NONNEG MANSLAUGHTER		
RAPE	11	
ROBBERY		
HIGHWAY (STREET, ALLEYS, ETC.)	3	
COMMERCIAL HOUSE	1	\$ 50
GAS OR SERVICE STATION		
CONVENIENCE STORE		
RESIDENCE		
BANK		
MISCELLANEOUS		
TOTAL ROBBERY	4	\$ 50
BURGLARY		
RESIDENCE (DWELLING)		
NIGHT (6PM-6AM)	4	\$ 6,161
DAY (6AM-6PM)	4	\$ 9,635
UNKNOWN	5	\$ 1,705
NON-RESIDENCE (STORE ETC.)		
NIGHT (6PM-6AM)	9	\$ 100
DAY (6AM-6PM)	4	\$ 9,555
UNKNOWN	8	\$ 100
TOTAL BURGLARY	34	\$ 27,256
LARCENY-THEFT		
\$200 AND OVER	54	\$ 41,071
\$50 TO \$200	31	\$ 2,952
UNDER \$50	30	\$ 330
TOTAL	115	\$ 44,353
6X. NATURE OF LARCENIES UNDER ITEM 6		
POCKET-PICKING		
PURSE-SNATCHING	2	\$ 670
SHOPLIFTING	17	\$ 93
FROM MOTOR VEHICLE	14	\$ 15,769
MOTOR VEHICLE PARTS & ACCESSORIES	4	\$ 1,050
BICYCLES	7	\$ 2,103
FROM BUILDING(EX C&H)	9	\$ 2,324
FROM COIN-OP MACHINES		
ALL OTHER	62	\$ 22,344
TOTAL LARCENY	115	\$ 44,353
MOTOR VEHICLE THEFT	25	\$ 44,229
STOLEN & RECOVERED LOCALLY	4	
STOLEN LOCALLY & RECOVERED OTHER		
TOTAL STOLEN OTHER & RECOVERED LOCAL	4	
STOLEN IN OTHER JURIS & RECOVERED LOCALLY		
TOTAL MOTOR VEHICLE THEFT	25	\$ 44,229
GRAND TOTAL	189	\$ 115,888

PROPERTY BY TYPE AND VALUE

Type of Property (1)	Monetary Value of Property Stolen in Your Jurisdiction	
	STOLEN (2)	RECOVERED (3)
CURRENCY, NOTES, ETC.	\$ 8,357	
JEWELRY & PRECIOUS METALS	\$ 4,060	
CLOTHING AND FURS	\$ 226	\$ 5
LOCALLY STOLEN MOTOR VEHICLE	\$ 15,000	
OFFICE EQUIPMENT	\$ 250	
TV, RADIOS, CAMERAS, ETC.	\$ 2,350	\$ 349
FIREARMS	\$ 4,909	
HOUSEHOLD GOODS	\$ 2,387	\$ 60
CONSUMABLE GOODS	\$ 3,726	
LIVESTOCK		
MISCELLANEOUS	\$ 74,623	\$ 17,617
GRAND TOTAL	\$ 115,888	\$ 18,031

AGE, SEX AND RACE OF PERSONS ARRESTED
18 Years of age and over

CLASSIFICATIONS OF OFFENSES	UCR	SEX	AGE													TOT	RACE							
			18	19	20	21	22	23	24	25-29	30-34	35-39	40-44	45-49	50-54		55-59	60-64	65 OV	WHT	BLK	IND	ASN	PAC
MURDER/NONNEG MANSLAUGHTER	01A	M																						
		F																						
MANSLAUGHTER BY NEGLIGENCE	01B	M																						
		F																						
RAPE	02	M		1			1												2	1		1		
		F																						
ROBBERY	03	M	1								1	1		1					4	2		1	1	
		F																						
AGGRAVATED ASSAULT	04	M						1		2	2	3		1	1			1	11	6		3	5	
		F								1	1	1							3					
BURGLARY	05	M																				1		
		F													1				1					
LARCENY	06	M							1	2	3	1	1						8	7		2		
		F											1						1					
MOTOR VEHICLE THEFT	07	M				1					2	2							5	6				
		F								1									1					
OTHER ASSAULTS	08	M					3	2		3	4	5	3		3	1		1	25	18	2	12	3	
		F			1					2	1	1	3		1	1			10					
ARSON	09	M																						
		F																						
FORGERY	10	M												1					1		1			
		F																						
FRAUD	11	M																						
		F																						
EMBEZZLEMENT	12	M																						
		F																						
STOLEN PROPERTY	13	M																						
		F																						
VANDALISM	14	M													1				1			2		
		F										1							1					
WEAPONS	15	M													1				1	1				
		F																						
PROSTITUTION AND COMMERCIALIZED VICE	16	M																						
		F																						
PROSTITUTION	16a	M																						
		F																						

AGE, SEX AND RACE OF PERSONS ARRESTED
18 Years of age and over

CLASSIFICATIONS OF OFFENSES	UCR	SEX	AGE														TOT	RACE						
			18	19	20	21	22	23	24	25-29	30-34	35-39	40-44	45-49	50-54	55-59		60-64	65 OV	WHT	BLK	IND	ASN	PAC
ASSISTING OR PROMOTING PROSTITUTION	16b	M																						
		F																						
PURCHASING PROSTITUTION	16c	M																						
		F																						
SEX OFFENSES	17	M								1											1			
		F																						
DRUG/SALE/MAN	180	M													1					1		1		
		F																						
NARCOTICS	180a	M													1							1		
		F																						
MARIJUANA	180b	M																						
		F																						
SYNTHETIC NARC	180c	M																		1	1			
		F																						
OTHER/NON-NARC	180d	M																						
		F																						
DRUG/POSSESSION	185	M								1	3	1									5	4		
		F										1									1			
NARCOTICS	185e	M								1		1									2	2		
		F										1									1			
MARIJUANA	185f	M																						
		F																						
SYNTHETIC NARC	185g	M									3										3	2		
		F																						
OTHER/NON-NARC	185h	M																						
		F																						
GAMBLING	19	M																						
		F																						
BOOKMAKING	19a	M																						
		F																						
NUMBERS	19b	M																						
		F																						
OTHER GAMBLING	19c	M																						
		F																						
FAMILY/CHILD	20	M																						
		F																						

AGE, SEX AND RACE OF PERSONS ARRESTED
18 Years of age and over

CLASSIFICATIONS OF OFFENSES	UCR	SEX	AGE														TOT	RACE						
			18	19	20	21	22	23	24	25-29	30-34	35-39	40-44	45-49	50-54	55-59		60-64	65 OV	WHT	BLK	IND	ASN	PAC
DRIVING INFLUENCE	21	M			1	2	1				2	3	3	1	1	1	3			18		6	4	
		F	1	1	1						2	3	2							10				
LIQUOR LAWS	22	M							1	1				2					4	3	1			
		F																						
DRUNKENNESS	23	M																						
		F																						
DISORDERLY CONDUCT	24	M									1	2			1	1			5	5		3		
		F		1								1				1			3					
VAGRANCY	25	M																						
		F																						
ALL OTHER	26	M	1				4	4	3	15	13	11	5	10	9	9	2	3	89	72	3	23	18	2
		F							3	12	6	3	5						29					
SUSPICION	27	M																						
		F																						
HUMAN TRAFFICKING/COMMERCIAL SEX ACTS	30	M																						
		F																						
HUMAN TRAFFICKING/INVOLUNTARY SERVITUDE	31	M																						
		F																						
TOTAL BY SEX		M	2	1	1	3	9	7	5	28	33	27	13	14	18	13	2	6	182	143	7	54	35	3
		F	1	2	2				3	18	13	8	9		3	1			60					
GRAND TOTAL			3	3	3	3	9	7	8	46	46	35	22	14	21	14	2	6	242	143	7	54	35	3

AGE, SEX AND RACE OF PERSONS ARRESTED
under 18 Years of age

CLASSIFICATIONS OF OFFENSES	UCR	SEX	AGE						TOT	RACE				
			Under 10	10-12	13-14	15	16	17		WHT	BLK	IND	ASN	PAC
			MURDER/NONNEG MANSLAUGHTER	01A	M									
		F												
MANSLAUGHTER BY NEGLIGENCE	01B	M												
		F												
RAPE	02	M												
		F												
ROBBERY	03	M						1	1			1		
		F												
AGGRAVATED ASSAULT	04	M		1				1	2			1	1	
		F												
BURGLARY	05	M												
		F												
LARCENY	06	M										1		
		F						1	1					
MOTOR VEHICLE THEFT	07	M												
		F												
OTHER ASSAULTS	08	M						1	1				1	1
		F				1			1					
ARSON	09	M												
		F												
FORGERY	10	M												
		F												
FRAUD	11	M												
		F												
EMBEZZLEMENT	12	M												
		F												
STOLEN PROPERTY	13	M												
		F												
VANDALISM	14	M												
		F												
WEAPONS	15	M												
		F												
PROSTITUTION	16	M												
		F												
PROSTITUTION	16a	M												
		F												

AGE, SEX AND RACE OF PERSONS ARRESTED
under 18 Years of age

CLASSIFICATIONS OF OFFENSES	UCR	SEX	AGE						TOT	RACE				
			Under 10	10-12	13-14	15	16	17		WHT	BLK	IND	ASN	PAC
ASSISTING OR PROMOTING PROSTITUTION	16b	M												
		F												
PURCHASING PROSTITUTION	16c	M												
		F												
SEX OFFENSES	17	M												
		F												
DRUG/SALE/MAN	180	M												
		F												
NARCOTICS	180a	M												
		F												
MARIJUANA	180b	M												
		F												
SYNTHETIC NARC	180c	M												
		F												
OTHER/NON-NARC	180d	M												
		F												
DRUG/POSSESSION	185	M												
		F												
NARCOTICS	185e	M												
		F												
MARIJUANA	185f	M												
		F												
SYNTHETIC NARC	185g	M												
		F												
OTHER/NON-NARC	185h	M												
		F												
GAMBLING	19	M												
		F												
BOOKMAKING	19a	M												
		F												
NUMBERS	19b	M												
		F												
OTHER GAMBLING	19c	M												
		F												
FAMILY/CHILD	20	M												
		F												

AGE, SEX AND RACE OF PERSONS ARRESTED
under 18 Years of age

CLASSIFICATIONS OF OFFENSES	UCR	SEX	AGE						TOT	RACE									
			Under 10	10-12	13-14	15	16	17		WHT	BLK	IND	ASN	PAC					
			DRIVING INFLUENCE	21	M														
		F																	
LIQUOR LAWS	22	M																	
		F																	
DRUNKENNESS	23	M																	
		F																	
DISORDERLY CONDUCT	24	M																	
		F																	
VAGRANCY	25	M																	
		F																	
ALL OTHER	26	M																	
		F																	
SUSPICION	27	M																	
		F																	
CURFEW	28	M																	
		F																	
RUN-AWAYS	29	M																	
		F																	
HUMAN TRAFFICKING/COMMERCIAL SEX ACTS	30	M																	
		F																	
HUMAN TRAFFICKING/INVOLUNTARY SERVITUDE	31	M																	
		F																	
TOTAL BY SEX		M		1				2	1	4				3	2			1	
		F				1	1			2									
GRAND TOTAL				1		1	3	1	6					3	2			1	

MONTHLY RETURN OF ARSON OFFENSES KNOWN TO LAW ENFORCEMENT

1 PROPERTY CLASSIFICATION	2 Offenses Reported or Known to Police (Include Unfounded and attempts)	3 Unfounded, i.e. False or Baseless Complaints	4 Number of Actual Offenses (Column 2 Minus Column 3) (Include Attempts)	5 Total Offenses Cleared by Arrest or Exceptional Means (Include Column 6)	6 Number of Clearances Involving Only Persons Under 18 Years of Age	7 Offenses Where Structures Uninhabited, Abandoned, or not Normally in Use	8 Estimated Value of Property Damage
STRUCTURAL							
A. Single Occupancy Residential: Houses, Townhouses, Duplexes, etc.							
B. Other Residential: Apartments, Tenements, Flats, Hotels, Motels, Inns, Dormitories, Boarding Houses, etc.							
C. Storage: Barns, Garages, Warehouses, etc.							
D. Industrial/Manufacturing:							
E. Other Commercial: Stores, Restaurants, Offices, etc.	1		1	1			
F. Community/Public: Churches, Jails, Schools, Colleges, Hospitals, etc.							
G. All Other Structure: Out Buildings, Monuments, Buildings Under Constructions, etc.							
TOTAL STRUCTURAL	1		1	1			
MOBILE							
H. Motor Vehicles: Automobiles, Trucks, Buses, Motorcycles, etc. UCR Definition	2		2				
I. Other Mobile Property: Trailers, Recreational Vehicles, Airplanes, Boats, etc.							
TOTAL MOBILE	2		2				
OTHER							
J. TOTAL OTHER Crops, Timber, Fences, Signs, etc.							
TOTAL OTHER							
GRAND TOTAL	3		3	1			

RETURN A - MONTHLY RETURN OF OFFENSES KNOWN TO POLICE

(1) Classification of Offense	(2) Offenses Reported	(3) Unfounded Offenses	(4) Actual Offenses	(5) Offenses Cleared	(6) Juveniles Only
CRIMINAL HOMICIDE					
MURDER/NONNEG MANSLAUGHTER					
MANSLAUGHTER BY NEGLIGENCE					
TOTAL					
RAPE					
RAPE	23	3	20	2	
ATTEMPTS TO COMMIT RAPE	2		2		
TOTAL	25	3	22	2	
ROBBERY					
FIREARM					
KNIFE/CUTTING INSTRUMENT					
OTHER DANGEROUS WEAPON					
STRONG-ARM (HANDS, FISTS)	7		7	5	
TOTAL	7		7	5	
ASSAULT					
FIREARM	6	4	2		
KNIFE OR CUTTING INSTRUMENT	21	3	18	14	
OTHER DANGEROUS WEAPON	25	3	22	16	1
HANDS, FIST, FEET, AGGRAVATED	6		6	4	2
OTHER ASSAULTS - SIMPLE	346	62	284	208	11
TOTAL	404	72	332	242	14
BURGLARY					
FORCIBLE ENTRY	8		8	5	1
UNLAWFUL ENTRY - NO FORCE	9		9	3	
ATTEMPTED FORCIBLE ENTRY	2		2		
TOTAL	19		19	8	1
LARCENY-THEFT					
THEFT (EX MOTOR VEHICLE)	53	6	47	21	2
TOTAL	53	6	47	21	2
MOTOR VEHICLE THEFT					
AUTOS	4	1	3	3	
TRUCKS AND BUSES					
OTHER VEHICLES	17	3	14	9	2
TOTAL	21	4	17	12	2
GRAND TOTAL	529	85	444	290	19

PROPERTY STOLEN BY CLASSIFICATION

CLASSIFICATION OF OFFENSES	NUMBER ACTUAL OFFENSES	VALUE OF PROPERTY STOLEN
MURDER/NONNEG MANSLAUGHTER		
RAPE	22	
ROBBERY		
HIGHWAY (STREET, ALLEYS, ETC.)	2	\$ 130
COMMERCIAL HOUSE	1	\$ 500
GAS OR SERVICE STATION		
CONVENIENCE STORE		
RESIDENCE	4	\$ 930
BANK		
MISCELLANEOUS		
TOTAL ROBBERY	7	\$ 1,560
BURGLARY		
RESIDENCE (DWELLING)		
NIGHT (6PM-6AM)	8	\$ 815
DAY (6AM-6PM)	2	\$ 9,203
UNKNOWN	1	
NON-RESIDENCE (STORE ETC.)		
NIGHT (6PM-6AM)	4	\$ 65,710
DAY (6AM-6PM)	2	\$ 250
UNKNOWN	2	\$ 5,500
TOTAL BURGLARY	19	\$ 81,478
LARCENY-THEFT		
\$200 AND OVER	26	\$ 17,857
\$50 TO \$200	7	\$ 705
UNDER \$50	14	\$ 181
TOTAL	47	\$ 18,743
6X. NATURE OF LARCENIES UNDER ITEM 6		
POCKET-PICKING	1	\$ 300
PURSE-SNATCHING		
SHOPLIFTING	11	\$ 89
FROM MOTOR VEHICLE	4	\$ 3,300
MOTOR VEHICLE PARTS & ACCESSORIES	1	\$ 17
BICYCLES	6	\$ 1,445
FROM BUILDING(EX C&H)	17	\$ 9,417
FROM COIN-OP MACHINES		
ALL OTHER	7	\$ 4,175
TOTAL LARCENY	47	\$ 18,743
MOTOR VEHICLE THEFT	17	\$ 94,000
STOLEN & RECOVERED LOCALLY	8	
STOLEN LOCALLY & RECOVERED OTHER		
TOTAL STOLEN OTHER & RECOVERED LOCAL	8	
STOLEN IN OTHER JURIS & RECOVERED LOCALLY		
TOTAL MOTOR VEHICLE THEFT	17	\$ 94,000
GRAND TOTAL	112	\$ 195,781

PROPERTY BY TYPE AND VALUE

Type of Property (1)	Monetary Value of Property Stolen in Your Jurisdiction	
	STOLEN (2)	RECOVERED (3)
CURRENCY, NOTES, ETC.	\$ 5,340	
JEWELRY & PRECIOUS METALS	\$ 2,480	
CLOTHING AND FURS	\$ 837	\$ 312
LOCALLY STOLEN MOTOR VEHICLE	\$ 164,000	\$ 20,000
OFFICE EQUIPMENT	\$ 500	
TV, RADIOS, CAMERAS, ETC.	\$ 270	\$ 200
FIREARMS	\$ 8,800	\$ 3,400
HOUSEHOLD GOODS	\$ 14	
CONSUMABLE GOODS	\$ 1,050	\$ 457
LIVESTOCK	\$ 230	\$ 150
MISCELLANEOUS	\$ 12,260	\$ 1,888
GRAND TOTAL	\$ 195,781	\$ 26,407

LAW ENFORCEMENT OFFICERS KILLED OR ASSAULTED

Type of activity	Total assaults by weapon	Type of Weapon				Type of Assignment						Officer assaults cleared	
		Firearm	Knife or other cutting instrument	Other dangerous weapon	Hands, fists, feet, etc.	Two-officer vehicle	One-officer vehicle		Detective or special assign.		Other		
							Alone	Asst	Alone	Ast	Alone		Asst
A	B	C	D	E	F	G	H	I	J	K	L	M	
1. Responding to disturbance calls (family quarrels, person with firearm, etc.)	4				4		3	1					4
2. Burglaries in progress or pursuing burglary suspects													
3. Robberies in progress or pursuing robbery suspects													
4. Attempting other arrests	2				2	1	1						2
5. Civil disorder (riot, mass disobedience, etc.)	2				2		1					1	2
6. Handling, transporting, custody of prisoners													
7. Investigating suspicious persons or circumstances	1				1		1						1
8. Ambush – no warning													
9. Mentally deranged													
10. Traffic pursuits and stops													
11. All other	1				1		1						
12. TOTAL (1-11)	10				10	1	7	1				1	9
13. Number with person injury	3				3								
14. Number without personal injury	7				7								

15. Time of assaults	12 AM	2 AM	4 AM	6 AM	8 AM	10 AM	NOON	2 PM	4 PM	6 PM	8 PM	10 PM	UNK
			1	1		1				1	1	5	

AGE, SEX AND RACE OF PERSONS ARRESTED
18 Years of age and over

CLASSIFICATIONS OF OFFENSES	UCR	SEX	AGE													TOT	RACE							
			18	19	20	21	22	23	24	25-29	30-34	35-39	40-44	45-49	50-54		55-59	60-64	65 OV	WHT	BLK	IND	ASN	PAC
MURDER/NONNEG MANSLAUGHTER	01A	M																						
		F																						
MANSLAUGHTER BY NEGLIGENCE	01B	M																						
		F																						
RAPE	02	M				1				1											2			
		F																						
ROBBERY	03	M							1		1		1								3			
		F																						
AGGRAVATED ASSAULT	04	M						2	5		1			1	3						12			
		F					2		1	2	1		2								8			
BURGLARY	05	M						1	1		3										5			
		F			1																1			
LARCENY	06	M			1			1	5		2									9	1			
		F							1				1							2				
MOTOR VEHICLE THEFT	07	M		1		1	1		1	2	1									7		1		
		F	1					1												2				
OTHER ASSAULTS	08	M	2	1		3	4	1	4	33	16	11	7	4	4	2	2			94	1			
		F		1	2	1	2	1	4	16	6		5		1	1				40				
ARSON	09	M							1											1		2		
		F									1									1				
FORGERY	10	M																						
		F																						
FRAUD	11	M																				1		
		F										1								1				
EMBEZZLEMENT	12	M												1						1		1		
		F																						
STOLEN PROPERTY	13	M																						
		F																						
VANDALISM	14	M			1	2	1		2	2	5		1							14		22		
		F							1	2	2	1		1	1					8				
WEAPONS	15	M							1	1										2		2		
		F																						
PROSTITUTION AND COMMERCIALIZED VICE	16	M																						
		F																						
PROSTITUTION	16a	M																						
		F																						

AGE, SEX AND RACE OF PERSONS ARRESTED
18 Years of age and over

CLASSIFICATIONS OF OFFENSES	UCR	SEX	AGE														TOT	RACE						
			18	19	20	21	22	23	24	25-29	30-34	35-39	40-44	45-49	50-54	55-59		60-64	65 OV	WHT	BLK	IND	ASN	PAC
ASSISTING OR PROMOTING PROSTITUTION	16b	M																						
		F																						
PURCHASING PROSTITUTION	16c	M																						
		F																						
SEX OFFENSES	17	M									1	1									3			
		F										1												
DRUG/SALE/MAN	180	M																						
		F																						
NARCOTICS	180a	M																						
		F																						
MARIJUANA	180b	M																						
		F																						
SYNTHETIC NARC	180c	M																						
		F																						
OTHER/NON-NARC	180d	M																						
		F																						
DRUG/POSSESSION	185	M																						
		F																						
NARCOTICS	185e	M																						
		F																						
MARIJUANA	185f	M																						
		F																						
SYNTHETIC NARC	185g	M																						
		F																						
OTHER/NON-NARC	185h	M																						
		F																						
GAMBLING	19	M																						
		F																						
BOOKMAKING	19a	M																						
		F																						
NUMBERS	19b	M																						
		F																						
OTHER GAMBLING	19c	M																						
		F																						
FAMILY/CHILD	20	M									2										3			
		F									1													

AGE, SEX AND RACE OF PERSONS ARRESTED
18 Years of age and over

CLASSIFICATIONS OF OFFENSES	UCR	SEX	AGE														TOT	RACE						
			18	19	20	21	22	23	24	25-29	30-34	35-39	40-44	45-49	50-54	55-59		60-64	65 OV	WHT	BLK	IND	ASN	PAC
			DRIVING INFLUENCE	21	M				3	1	1		3			1			1	2		1	13	2
		F		1			1				1								3					
LIQUOR LAWS	22	M	2							1		2							5			9		
		F	1	2	1														4					
DRUNKENNESS	23	M																						
		F																						
DISORDERLY CONDUCT	24	M										1				1			2			4		
		F				1		1											2					
VAGRANCY	25	M																						
		F																						
ALL OTHER	26	M	2	4	3	4	3	1	1	29	36	13	3	4	4	14	1	2	124	1		167		
		F	4		1	2	3	2	1	16	5	3	4	2		1			44					
SUSPICION	27	M																						
		F																						
HUMAN TRAFFICKING/COMMERCIAL SEX ACTS	30	M																						
		F																						
HUMAN TRAFFICKING/INVOLUNTARY SERVITUDE	31	M																						
		F																						
TOTAL BY SEX		M	6	6	5	14	10	3	13	87	62	32	12	10	10	22	3	3	298	5	1	409	1	
		F	6	4	4	5	8	5	6	37	18	6	9	6	2	2			118					
GRAND TOTAL			12	10	9	19	18	8	19	124	80	38	21	16	12	24	3	3	416	5	1	409	1	

AGE, SEX AND RACE OF PERSONS ARRESTED
under 18 Years of age

CLASSIFICATIONS OF OFFENSES	UCR	SEX	AGE							TOT	RACE				
			Under 10	10-12	13-14	15	16	17	WHT		BLK	IND	ASN	PAC	
MURDER/NONNEG MANSLAUGHTER	01A	M													
		F													
MANSLAUGHTER BY NEGLIGENCE	01B	M													
		F													
RAPE	02	M													
		F													
ROBBERY	03	M													
		F													
AGGRAVATED ASSAULT	04	M		1	1					2			3		
		F						1	1						
BURGLARY	05	M						1	1				1		
		F													
LARCENY	06	M	2							2			2		
		F													
MOTOR VEHICLE THEFT	07	M						1	1				2		
		F				1			1						
OTHER ASSAULTS	08	M		1	2				1	4			10		
		F			1	3	1	1	6						
ARSON	09	M													
		F													
FORGERY	10	M													
		F													
FRAUD	11	M													
		F													
EMBEZZLEMENT	12	M													
		F													
STOLEN PROPERTY	13	M													
		F													
VANDALISM	14	M													
		F													
WEAPONS	15	M													
		F													
PROSTITUTION	16	M													
		F													
PROSTITUTION	16a	M													
		F													

AGE, SEX AND RACE OF PERSONS ARRESTED
under 18 Years of age

CLASSIFICATIONS OF OFFENSES	UCR	SEX	AGE						TOT	RACE				
			Under 10	10-12	13-14	15	16	17		WHT	BLK	IND	ASN	PAC
ASSISTING OR PROMOTING PROSTITUTION	16b	M												
		F												
PURCHASING PROSTITUTION	16c	M												
		F												
SEX OFFENSES	17	M			1				1			1		
		F												
DRUG/SALE/MAN	180	M												
		F												
NARCOTICS	180a	M												
		F												
MARIJUANA	180b	M												
		F												
SYNTHETIC NARC	180c	M												
		F												
OTHER/NON-NARC	180d	M												
		F												
DRUG/POSSESSION	185	M			1			1	2			2		
		F												
NARCOTICS	185e	M												
		F												
MARIJUANA	185f	M			1			1	2			2		
		F												
SYNTHETIC NARC	185g	M												
		F												
OTHER/NON-NARC	185h	M												
		F												
GAMBLING	19	M												
		F												
BOOKMAKING	19a	M												
		F												
NUMBERS	19b	M												
		F												
OTHER GAMBLING	19c	M												
		F												
FAMILY/CHILD	20	M												
		F												

AGE, SEX AND RACE OF PERSONS ARRESTED
under 18 Years of age

CLASSIFICATIONS OF OFFENSES	UCR	SEX	AGE							TOT	RACE								
			Under 10	10-12	13-14	15	16	17	WHT		BLK	IND	ASN	PAC					
			DRIVING INFLUENCE	21	M														
		F																	
LIQUOR LAWS	22	M															2		
		F						2		2									
DRUNKENNESS	23	M																	
		F																	
DISORDERLY CONDUCT	24	M																	
		F																	
VAGRANCY	25	M																	
		F																	
ALL OTHER	26	M																	
		F																	
SUSPICION	27	M																	
		F																	
CURFEW	28	M																	
		F																	
RUN-AWAYS	29	M																	
		F																	
HUMAN TRAFFICKING/COMMERCIAL SEX ACTS	30	M																	
		F																	
HUMAN TRAFFICKING/INVOLUNTARY SERVITUDE	31	M																	
		F																	
TOTAL BY SEX		M	2	2	5				4	13						23			
		F			1	4	3	2		10									
GRAND TOTAL			2	2	6	4	3	6	23						23				

MONTHLY RETURN OF ARSON OFFENSES KNOWN TO LAW ENFORCEMENT

1 PROPERTY CLASSIFICATION	2 Offenses Reported or Known to Police (Include Unfounded and attempts)	3 Unfounded, i.e. False or Baseless Complaints	4 Number of Actual Offenses (Column 2 Minus Column 3) (Include Attempts)	5 Total Offenses Cleared by Arrest or Exceptional Means (Include Column 6)	6 Number of Clearances Involving Only Persons Under 18 Years of Age	7 Offenses Where Structures Uninhabited, Abandoned, or not Normally in Use	8 Estimated Value of Property Damage
STRUCTURAL							
A. Single Occupancy Residential: Houses, Townhouses, Duplexes, etc.	2		2	2		1	
B. Other Residential: Apartments, Tenements, Flats, Hotels, Motels, Inns, Dormitories, Boarding Houses, etc.							
C. Storage: Barns, Garages, Warehouses, etc.							
D. Industrial/Manufacturing:							
E. Other Commercial: Stores, Restaurants, Offices, etc.							
F. Community/Public: Churches, Jails, Schools, Colleges, Hospitals, etc.							
G. All Other Structure: Out Buildings, Monuments, Buildings Under Constructions, etc.							
TOTAL STRUCTURAL	2		2	2		1	
MOBILE							
H. Motor Vehicles: Automobiles, Trucks, Buses, Motorcycles, etc. UCR Definition							
I. Other Mobile Property: Trailers, Recreational Vehicles, Airplanes, Boats, etc.							
TOTAL MOBILE							
OTHER							
J. TOTAL OTHER Crops, Timber, Fences, Signs, etc.							
TOTAL OTHER							
GRAND TOTAL	2		2	2		1	

RETURN A - MONTHLY RETURN OF OFFENSES KNOWN TO POLICE

(1) Classification of Offense	(2) Offenses Reported	(3) Unfounded Offenses	(4) Actual Offenses	(5) Offenses Cleared	(6) Juveniles Only
CRIMINAL HOMICIDE					
MURDER/NONNEG MANSLAUGHTER					
MANSLAUGHTER BY NEGLIGENCE					
TOTAL					
RAPE					
RAPE	65	6	59	9	
ATTEMPTS TO COMMIT RAPE					
TOTAL	65	6	59	9	
ROBBERY					
FIREARM					
KNIFE/CUTTING INSTRUMENT					
OTHER DANGEROUS WEAPON					
STRONG-ARM (HANDS, FISTS)	1		1	1	
TOTAL	1		1	1	
ASSAULT					
FIREARM	1		1	1	
KNIFE OR CUTTING INSTRUMENT	4		4	4	
OTHER DANGEROUS WEAPON					
HANDS, FIST, FEET, AGGRAVATED	42		42	32	
OTHER ASSAULTS - SIMPLE	216	6	210	166	16
TOTAL	263	6	257	203	16
BURGLARY					
FORCIBLE ENTRY	15	1	14	11	2
UNLAWFUL ENTRY - NO FORCE					
ATTEMPTED FORCIBLE ENTRY					
TOTAL	15	1	14	11	2
LARCENY-THEFT					
THEFT (EX MOTOR VEHICLE)	36	4	32	17	3
TOTAL	36	4	32	17	3
MOTOR VEHICLE THEFT					
AUTOS	8	1	7	3	1
TRUCKS AND BUSES					
OTHER VEHICLES					
TOTAL	8	1	7	3	1
GRAND TOTAL	388	18	370	244	22

PROPERTY BY TYPE AND VALUE

Type of Property (1)	Monetary Value of Property Stolen in Your Jurisdiction	
	STOLEN (2)	RECOVERED (3)
CURRENCY, NOTES, ETC.		
JEWELRY & PRECIOUS METALS		
CLOTHING AND FURS		
LOCALLY STOLEN MOTOR VEHICLE	\$ 35,000	\$ 35,000
OFFICE EQUIPMENT		
TV, RADIOS, CAMERAS, ETC.		
FIREARMS	\$ 1,900	\$ 1,400
HOUSEHOLD GOODS		
CONSUMABLE GOODS		
LIVESTOCK		
MISCELLANEOUS	\$ 1,090	\$ 250
GRAND TOTAL	\$ 37,990	\$ 36,650

AGE, SEX AND RACE OF PERSONS ARRESTED
18 Years of age and over

CLASSIFICATIONS OF OFFENSES	UCR	SEX	AGE													TOT	RACE							
			18	19	20	21	22	23	24	25-29	30-34	35-39	40-44	45-49	50-54		55-59	60-64	65 OV	WHT	BLK	IND	ASN	PAC
MURDER/NONNEG MANSLAUGHTER	01A	M																						
		F																						
MANSLAUGHTER BY NEGLIGENCE	01B	M																						
		F																						
RAPE	02	M							1			1									3			
		F						1																
ROBBERY	03	M									2										2			
		F																						
AGGRAVATED ASSAULT	04	M		2			1	2	1	3	12	1	4	1	2	5					5	1	41	
		F		1						4	3	2	1		1		1							13
BURGLARY	05	M	1	1	1		1			1	2	1	1										9	
		F																						
LARCENY	06	M	1	4	1						1		2										9	
		F									1													1
MOTOR VEHICLE THEFT	07	M									1				1						1		2	
		F												1										1
OTHER ASSAULTS	08	M	2	1	6		6	3	1	17	22	11	6	8	2	3	4				8	2	139	
		F	2	1		4	1	4	4	12	6	7	9	5	1	1								57
ARSON	09	M	1																				1	
		F																						
FORGERY	10	M																						
		F																						
FRAUD	11	M																						
		F																						
EMBEZZLEMENT	12	M																						
		F																						
STOLEN PROPERTY	13	M																						
		F																						
VANDALISM	14	M																						
		F																						
WEAPONS	15	M		1																			1	
		F																						
PROSTITUTION AND COMMERCIALIZED VICE	16	M																						
		F																						
PROSTITUTION	16a	M																						
		F																						

AGE, SEX AND RACE OF PERSONS ARRESTED
18 Years of age and over

CLASSIFICATIONS OF OFFENSES	UCR	SEX	AGE														TOT	RACE						
			18	19	20	21	22	23	24	25-29	30-34	35-39	40-44	45-49	50-54	55-59		60-64	65 OV	WHT	BLK	IND	ASN	PAC
ASSISTING OR PROMOTING PROSTITUTION	16b	M																						
		F																						
PURCHASING PROSTITUTION	16c	M																						
		F																						
SEX OFFENSES	17	M																						
		F																						
DRUG/SALE/MAN	180	M																						
		F																						
NARCOTICS	180a	M																						
		F																						
MARIJUANA	180b	M																						
		F																						
SYNTHETIC NARC	180c	M																						
		F																						
OTHER/NON-NARC	180d	M																						
		F																						
DRUG/POSSESSION	185	M																						
		F																						
NARCOTICS	185e	M																						
		F																						
MARIJUANA	185f	M																						
		F																						
SYNTHETIC NARC	185g	M																						
		F																						
OTHER/NON-NARC	185h	M																						
		F																						
GAMBLING	19	M																						
		F																						
BOOKMAKING	19a	M																						
		F																						
NUMBERS	19b	M																						
		F																						
OTHER GAMBLING	19c	M																						
		F																						
FAMILY/CHILD	20	M								4		2	2	1		1				10	1	1	18	
		F						2	1	1	2	2	1			1				10				

AGE, SEX AND RACE OF PERSONS ARRESTED
18 Years of age and over

CLASSIFICATIONS OF OFFENSES	UCR	SEX	AGE														TOT	RACE							
			18	19	20	21	22	23	24	25-29	30-34	35-39	40-44	45-49	50-54	55-59		60-64	65 OV	WHT	BLK	IND	ASN	PAC	
			DRIVING INFLUENCE	21	M		1		1	1				2	2			2	1					10	3
		F	1		1					1	6	6	2							17					
LIQUOR LAWS	22	M				1	1				3	1			2	3		3		14	1		16		
		F						1	1										1	3					
DRUNKENNESS	23	M																							
		F																							
DISORDERLY CONDUCT	24	M	1		1			3	4	5	10	7	4	7	3	2	5		52	3		78			
		F	1	2						6	3	13	1	1		1	1		29						
VAGRANCY	25	M																							
		F																							
ALL OTHER	26	M	5	5	9	5	2	6	5	17	32	19	13	9	3	3	5	1	139	6	3	201			
		F	2	2		1	1		2	16	16	7	7	13	1	2	1		71						
SUSPICION	27	M																							
		F																							
HUMAN TRAFFICKING/COMMERCIAL SEX ACTS	30	M																							
		F																							
HUMAN TRAFFICKING/INVOLUNTARY SERVITUDE	31	M																							
		F																							
TOTAL BY SEX		M	11	15	18	7	12	14	12	52	85	42	34	29	14	14	17	1	377	28	7	545			
		F	6	6	1	5	2	8	9	45	37	33	20	19	3	5	3	1	203						
GRAND TOTAL			17	21	19	12	14	22	21	97	122	75	54	48	17	19	20	2	580	28	7	545			

AGE, SEX AND RACE OF PERSONS ARRESTED
under 18 Years of age

CLASSIFICATIONS OF OFFENSES	UCR	SEX	AGE						TOT	RACE									
			Under 10	10-12	13-14	15	16	17		WHT	BLK	IND	ASN	PAC					
			MURDER/NONNEG MANSLAUGHTER	01A	M														
		F																	
MANSLAUGHTER BY NEGLIGENCE	01B	M																	
		F																	
RAPE	02	M																	
		F																	
ROBBERY	03	M																	
		F																	
AGGRAVATED ASSAULT	04	M																	
		F																	
BURGLARY	05	M																	
		F																	
LARCENY	06	M			1				1								2		
		F				1				1									
MOTOR VEHICLE THEFT	07	M			1	1				2							2		
		F																	
OTHER ASSAULTS	08	M					1	4		5	4					2			
		F				1				1									
ARSON	09	M			1		1			2						2			
		F																	
FORGERY	10	M																	
		F																	
FRAUD	11	M																	
		F																	
EMBEZZLEMENT	12	M																	
		F																	
STOLEN PROPERTY	13	M																	
		F																	
VANDALISM	14	M																	
		F																	
WEAPONS	15	M																	
		F																	
PROSTITUTION	16	M																	
		F																	
PROSTITUTION	16a	M																	
		F																	

AGE, SEX AND RACE OF PERSONS ARRESTED
under 18 Years of age

CLASSIFICATIONS OF OFFENSES	UCR	SEX	AGE						TOT	RACE				
			Under 10	10-12	13-14	15	16	17		WHT	BLK	IND	ASN	PAC
			ASSISTING OR PROMOTING PROSTITUTION	16b	M									
		F												
PURCHASING PROSTITUTION	16c	M												
		F												
SEX OFFENSES	17	M												
		F												
DRUG/SALE/MAN	180	M												
		F												
NARCOTICS	180a	M												
		F												
MARIJUANA	180b	M												
		F												
SYNTHETIC NARC	180c	M												
		F												
OTHER/NON-NARC	180d	M												
		F												
DRUG/POSSESSION	185	M												
		F												
NARCOTICS	185e	M												
		F												
MARIJUANA	185f	M												
		F												
SYNTHETIC NARC	185g	M												
		F												
OTHER/NON-NARC	185h	M												
		F												
GAMBLING	19	M												
		F												
BOOKMAKING	19a	M												
		F												
NUMBERS	19b	M												
		F												
OTHER GAMBLING	19c	M												
		F												
FAMILY/CHILD	20	M									1			
		F				1		1						

AGE, SEX AND RACE OF PERSONS ARRESTED
under 18 Years of age

CLASSIFICATIONS OF OFFENSES	UCR	SEX	AGE						TOT	RACE										
			Under 10	10-12	13-14	15	16	17		WHT	BLK	IND	ASN	PAC						
			DRIVING INFLUENCE	21	M															
		F																		
LIQUOR LAWS	22	M																		
		F																		
DRUNKENNESS	23	M																		
		F																		
DISORDERLY CONDUCT	24	M																		
		F																		
VAGRANCY	25	M																		
		F																		
ALL OTHER	26	M																		
		F																		
SUSPICION	27	M																		
		F																		
CURFEW	28	M																		
		F																		
RUN-AWAYS	29	M																		
		F																		
HUMAN TRAFFICKING/COMMERCIAL SEX ACTS	30	M																		
		F																		
HUMAN TRAFFICKING/INVOLUNTARY SERVITUDE	31	M																		
		F																		
TOTAL BY SEX		M			3	1	2	4	10	4		9								
		F				3			3											
GRAND TOTAL					3	4	2	4	13	4		9								

RETURN A - MONTHLY RETURN OF OFFENSES KNOWN TO POLICE

(1) Classification of Offense	(2) Offenses Reported	(3) Unfounded Offenses	(4) Actual Offenses	(5) Offenses Cleared	(6) Juveniles Only
CRIMINAL HOMICIDE					
MURDER/NONNEG MANSLAUGHTER					
MANSLAUGHTER BY NEGLIGENCE					
TOTAL					
RAPE					
RAPE	3		3	1	
ATTEMPTS TO COMMIT RAPE					
TOTAL	3		3	1	
ROBBERY					
FIREARM					
KNIFE/CUTTING INSTRUMENT					
OTHER DANGEROUS WEAPON					
STRONG-ARM (HANDS, FISTS)					
TOTAL					
ASSAULT					
FIREARM	7		7	7	
KNIFE OR CUTTING INSTRUMENT	3		3	1	1
OTHER DANGEROUS WEAPON	1		1	1	
HANDS, FIST, FEET, AGGRAVATED	2		2	2	1
OTHER ASSAULTS - SIMPLE	41	10	31	17	5
TOTAL	54	10	44	28	7
BURGLARY					
FORCIBLE ENTRY	5		5	1	
UNLAWFUL ENTRY - NO FORCE	8	1	7	2	
ATTEMPTED FORCIBLE ENTRY					
TOTAL	13	1	12	3	
LARCENY-THEFT					
THEFT (EX MOTOR VEHICLE)	71	8	63	6	
TOTAL	71	8	63	6	
MOTOR VEHICLE THEFT					
AUTOS	3		3		
TRUCKS AND BUSES					
OTHER VEHICLES	1		1		
TOTAL	4		4		
GRAND TOTAL	145	19	126	38	7

PROPERTY BY TYPE AND VALUE

Type of Property (1)	Monetary Value of Property Stolen in Your Jurisdiction	
	STOLEN (2)	RECOVERED (3)
CURRENCY, NOTES, ETC.	\$ 25,269	
JEWELRY & PRECIOUS METALS		
CLOTHING AND FURS	\$ 466	
LOCALLY STOLEN MOTOR VEHICLE	\$ 11,500	\$ 6,000
OFFICE EQUIPMENT	\$ 4,710	
TV, RADIOS, CAMERAS, ETC.	\$ 5,000	
FIREARMS	\$ 2,460	
HOUSEHOLD GOODS	\$ 37,969	
CONSUMABLE GOODS	\$ 2,646	\$ 520
LIVESTOCK	\$ 400	
MISCELLANEOUS	\$ 9,930	\$ 582
GRAND TOTAL	\$ 100,350	\$ 7,102

AGE, SEX AND RACE OF PERSONS ARRESTED
18 Years of age and over

CLASSIFICATIONS OF OFFENSES	UCR	SEX	AGE													TOT	RACE							
			18	19	20	21	22	23	24	25-29	30-34	35-39	40-44	45-49	50-54		55-59	60-64	65 OV	WHT	BLK	IND	ASN	PAC
MURDER/NONNEG MANSLAUGHTER	01A	M																						
		F																						
MANSLAUGHTER BY NEGLIGENCE	01B	M																						
		F																						
RAPE	02	M																						
		F																						
ROBBERY	03	M										1									1			
		F																						
AGGRAVATED ASSAULT	04	M		1								3									4			
		F																						
BURGLARY	05	M		1											1						2			
		F																						
LARCENY	06	M			1											1					2			
		F								1	1		1								3			
MOTOR VEHICLE THEFT	07	M																						
		F																						
OTHER ASSAULTS	08	M								1	3	3									7			
		F						1		1	1					1					4			
ARSON	09	M																						
		F																						
FORGERY	10	M																			1			
		F										1									1			
FRAUD	11	M								1											1			
		F																						
EMBEZZLEMENT	12	M																						
		F																						
STOLEN PROPERTY	13	M																						
		F																						
VANDALISM	14	M							1	1	1		1								4			
		F																						
WEAPONS	15	M							1				1								2			
		F																						
PROSTITUTION AND COMMERCIALIZED VICE	16	M																						
		F																						
PROSTITUTION	16a	M																						
		F																						

AGE, SEX AND RACE OF PERSONS ARRESTED
18 Years of age and over

CLASSIFICATIONS OF OFFENSES	UCR	SEX	AGE													TOT	RACE							
			18	19	20	21	22	23	24	25-29	30-34	35-39	40-44	45-49	50-54		55-59	60-64	65 OV	WHT	BLK	IND	ASN	PAC
ASSISTING OR PROMOTING PROSTITUTION	16b	M																						
		F																						
PURCHASING PROSTITUTION	16c	M																						
		F																						
SEX OFFENSES	17	M																	1					
		F														1						1		
DRUG/SALE/MAN	180	M																						
		F																						
NARCOTICS	180a	M																						
		F																						
MARIJUANA	180b	M																						
		F																						
SYNTHETIC NARC	180c	M																						
		F																						
OTHER/NON-NARC	180d	M																						
		F																						
DRUG/POSSESSION	185	M					1					1										2		
		F									1												1	
NARCOTICS	185e	M									1											1		
		F																						
MARIJUANA	185f	M																						
		F																						
SYNTHETIC NARC	185g	M																						
		F																						
OTHER/NON-NARC	185h	M					1															1		
		F									1												1	
GAMBLING	19	M																						
		F																						
BOOKMAKING	19a	M																						
		F																						
NUMBERS	19b	M																						
		F																						
OTHER GAMBLING	19c	M																						
		F																						
FAMILY/CHILD	20	M									1	1										2		
		F								1							1						2	

AGE, SEX AND RACE OF PERSONS ARRESTED
18 Years of age and over

CLASSIFICATIONS OF OFFENSES	UCR	SEX	AGE														TOT	RACE						
			18	19	20	21	22	23	24	25-29	30-34	35-39	40-44	45-49	50-54	55-59		60-64	65 OV	WHT	BLK	IND	ASN	PAC
DRIVING INFLUENCE	21	M				1		2	2	4	2		2			1		1	15	18	1	3		
		F				1		1		1	2	1		1					7					
LIQUOR LAWS	22	M																						
		F																						
DRUNKENNESS	23	M																						
		F																						
DISORDERLY CONDUCT	24	M																				1		
		F								1									1					
VAGRANCY	25	M																						
		F																						
ALL OTHER	26	M			1			2	1	4	1	2			3				14	12	1	4	2	
		F								1	2			1		1			5					
SUSPICION	27	M																						
		F																						
HUMAN TRAFFICKING/COMMERCIAL SEX ACTS	30	M																						
		F																						
HUMAN TRAFFICKING/INVOLUNTARY SERVITUDE	31	M																						
		F																						
TOTAL BY SEX		M		2	2	1	1	4	5	11	13	6	4	1	4	1		1	56	60	3	13	5	
		F				1		2		7	7	1	1	2		4			25					
GRAND TOTAL				2	2	2	1	6	5	18	20	7	5	3	4	5		1	81	60	3	13	5	

AGE, SEX AND RACE OF PERSONS ARRESTED
under 18 Years of age

CLASSIFICATIONS OF OFFENSES	UCR	SEX	AGE						TOT	RACE					
			Under 10	10-12	13-14	15	16	17		WHT	BLK	IND	ASN	PAC	
MURDER/NONNEG MANSLAUGHTER	01A	M													
		F													
MANSLAUGHTER BY NEGLIGENCE	01B	M													
		F													
RAPE	02	M													
		F													
ROBBERY	03	M													
		F													
AGGRAVATED ASSAULT	04	M				1			1	1					
		F													
BURGLARY	05	M													
		F													
LARCENY	06	M			1			1	2	2					
		F													
MOTOR VEHICLE THEFT	07	M													
		F													
OTHER ASSAULTS	08	M			1	2	2		5	4	1				
		F													
ARSON	09	M													
		F													
FORGERY	10	M													
		F													
FRAUD	11	M													
		F													
EMBEZZLEMENT	12	M													
		F													
STOLEN PROPERTY	13	M													
		F													
VANDALISM	14	M		1				2	1	4	3	1			
		F													
WEAPONS	15	M			1			1	2	2					
		F													
PROSTITUTION	16	M													
		F													
PROSTITUTION	16a	M													
		F													

AGE, SEX AND RACE OF PERSONS ARRESTED
under 18 Years of age

CLASSIFICATIONS OF OFFENSES	UCR	SEX	AGE						TOT	RACE				
			Under 10	10-12	13-14	15	16	17		WHT	BLK	IND	ASN	PAC
			ASSISTING OR PROMOTING PROSTITUTION	16b	M									
		F												
PURCHASING PROSTITUTION	16c	M												
		F												
SEX OFFENSES	17	M												
		F												
DRUG/SALE/MAN	180	M												
		F												
NARCOTICS	180a	M												
		F												
MARIJUANA	180b	M												
		F												
SYNTHETIC NARC	180c	M												
		F												
OTHER/NON-NARC	180d	M												
		F												
DRUG/POSSESSION	185	M			2	2		1	5	8				
		F				2	1		3					
NARCOTICS	185e	M												
		F												
MARIJUANA	185f	M												
		F												
SYNTHETIC NARC	185g	M												
		F												
OTHER/NON-NARC	185h	M			2	2		1	5	8				
		F				2	1		3					
GAMBLING	19	M												
		F												
BOOKMAKING	19a	M												
		F												
NUMBERS	19b	M												
		F												
OTHER GAMBLING	19c	M												
		F												
FAMILY/CHILD	20	M												
		F												

AGE, SEX AND RACE OF PERSONS ARRESTED
under 18 Years of age

CLASSIFICATIONS OF OFFENSES	UCR	SEX	AGE						TOT	RACE									
			Under 10	10-12	13-14	15	16	17		WHT	BLK	IND	ASN	PAC					
			DRIVING INFLUENCE	21	M														
		F																	
LIQUOR LAWS	22	M																	
		F																	
DRUNKENNESS	23	M																	
		F																	
DISORDERLY CONDUCT	24	M																	
		F																	
VAGRANCY	25	M																	
		F																	
ALL OTHER	26	M				2			2	2									
		F																	
SUSPICION	27	M																	
		F																	
CURFEW	28	M																	
		F																	
RUN-AWAYS	29	M																	
		F																	
HUMAN TRAFFICKING/COMMERCIAL SEX ACTS	30	M																	
		F																	
HUMAN TRAFFICKING/INVOLUNTARY SERVITUDE	31	M																	
		F																	
TOTAL BY SEX		M		1	5	7	4	4	21	22	2								
		F				2	1		3										
GRAND TOTAL				1	5	9	5	4	24	22	2								

MONTHLY RETURN OF ARSON OFFENSES KNOWN TO LAW ENFORCEMENT

1 PROPERTY CLASSIFICATION	2 Offenses Reported or Known to Police (Include Unfounded and attempts)	3 Unfounded, i.e. False or Baseless Complaints	4 Number of Actual Offenses (Column 2 Minus Column 3) (Include Attempts)	5 Total Offenses Cleared by Arrest or Exceptional Means (Include Column 6)	6 Number of Clearances Involving Only Persons Under 18 Years of Age	7 Offenses Where Structures Uninhabited, Abandoned, or not Normally in Use	8 Estimated Value of Property Damage
STRUCTURAL							
A. Single Occupancy Residential: Houses, Townhouses, Duplexes, etc.	1		1				\$10,000
B. Other Residential: Apartments, Tenements, Flats, Hotels, Motels, Inns, Dormitories, Boarding Houses, etc.							
C. Storage: Barns, Garages, Warehouses, etc.							
D. Industrial/Manufacturing:							
E. Other Commercial: Stores, Restaurants, Offices, etc.							
F. Community/Public: Churches, Jails, Schools, Colleges, Hospitals, etc.							
G. All Other Structure: Out Buildings, Monuments, Buildings Under Constructions, etc.							
TOTAL STRUCTURAL	1		1				\$10,000
MOBILE							
H. Motor Vehicles: Automobiles, Trucks, Buses, Motorcycles, etc. UCR Definition							
I. Other Mobile Property: Trailers, Recreational Vehicles, Airplanes, Boats, etc.							
TOTAL MOBILE							
OTHER							
J. TOTAL OTHER Crops, Timber, Fences, Signs, etc.							
TOTAL OTHER							
GRAND TOTAL	1		1				\$10,000

RETURN A - MONTHLY RETURN OF OFFENSES KNOWN TO POLICE

(1) Classification of Offense	(2) Offenses Reported	(3) Unfounded Offenses	(4) Actual Offenses	(5) Offenses Cleared	(6) Juveniles Only
CRIMINAL HOMICIDE					
MURDER/NONNEG MANSLAUGHTER	2		2	1	1
MANSLAUGHTER BY NEGLIGENCE					
TOTAL	2		2	1	1
RAPE					
RAPE	5		5	1	
ATTEMPTS TO COMMIT RAPE	1		1	1	
TOTAL	6		6	2	
ROBBERY					
FIREARM					
KNIFE/CUTTING INSTRUMENT					
OTHER DANGEROUS WEAPON					
STRONG-ARM (HANDS, FISTS)					
TOTAL					
ASSAULT					
FIREARM	7		7	4	
KNIFE OR CUTTING INSTRUMENT	9		9	7	
OTHER DANGEROUS WEAPON	25		25	9	1
HANDS, FIST, FEET, AGGRAVATED	74		74	45	
OTHER ASSAULTS - SIMPLE	133		133	71	1
TOTAL	248		248	136	2
BURGLARY					
FORCIBLE ENTRY	9		9	2	
UNLAWFUL ENTRY - NO FORCE	9		9	2	
ATTEMPTED FORCIBLE ENTRY					
TOTAL	18		18	4	
LARCENY-THEFT					
THEFT (EX MOTOR VEHICLE)	46		46		
TOTAL	46		46		
MOTOR VEHICLE THEFT					
AUTOS	4		4		
TRUCKS AND BUSES					
OTHER VEHICLES	4		4		
TOTAL	8		8		
GRAND TOTAL	328		328	143	3

PROPERTY STOLEN BY CLASSIFICATION

CLASSIFICATION OF OFFENSES	NUMBER ACTUAL OFFENSES	VALUE OF PROPERTY STOLEN
MURDER/NONNEG MANSLAUGHTER	2	
RAPE	6	
ROBBERY		
HIGHWAY (STREET, ALLEYS, ETC.)		
COMMERCIAL HOUSE		
GAS OR SERVICE STATION		
CONVENIENCE STORE		
RESIDENCE		
BANK		
MISCELLANEOUS		
TOTAL ROBBERY		
BURGLARY		
RESIDENCE (DWELLING)		
NIGHT (6PM-6AM)	12	\$ 811
DAY (6AM-6PM)		
UNKNOWN		
NON-RESIDENCE (STORE ETC.)		
NIGHT (6PM-6AM)	6	\$ 2,193
DAY (6AM-6PM)		
UNKNOWN		
TOTAL BURGLARY	18	\$ 3,004
LARCENY-THEFT		
\$200 AND OVER	22	\$ 32,019
\$50 TO \$200	8	\$ 1,043
UNDER \$50	16	\$ 177
TOTAL	46	\$ 33,239
6X. NATURE OF LARCENIES UNDER ITEM 6		
POCKET-PICKING		
PURSE-SNATCHING		
SHOPLIFTING	5	\$ 507
FROM MOTOR VEHICLE	3	\$ 290
MOTOR VEHICLE PARTS & ACCESSORIES		
BICYCLES		
FROM BUILDING(EX C&H)	2	\$ 1,368
FROM COIN-OP MACHINES		
ALL OTHER	36	\$ 31,074
TOTAL LARCENY	46	\$ 33,239
MOTOR VEHICLE THEFT	8	\$ 40,000
STOLEN & RECOVERED LOCALLY	1	
STOLEN LOCALLY & RECOVERED OTHER		
TOTAL STOLEN OTHER & RECOVERED LOCAL	1	
STOLEN IN OTHER JURIS & RECOVERED LOCALLY		
TOTAL MOTOR VEHICLE THEFT	8	\$ 40,000
GRAND TOTAL	80	\$ 76,243

PROPERTY BY TYPE AND VALUE

Type of Property (1)	Monetary Value of Property Stolen in Your Jurisdiction	
	STOLEN (2)	RECOVERED (3)
CURRENCY, NOTES, ETC.	\$ 6,657	
JEWELRY & PRECIOUS METALS	\$ 1,287	
CLOTHING AND FURS	\$ 1,087	\$ 400
LOCALLY STOLEN MOTOR VEHICLE	\$ 40,000	\$ 15,500
OFFICE EQUIPMENT		
TV, RADIOS, CAMERAS, ETC.	\$ 2,866	\$ 660
FIREARMS		
HOUSEHOLD GOODS		
CONSUMABLE GOODS	\$ 2,159	\$ 3
LIVESTOCK		
MISCELLANEOUS	\$ 22,187	\$ 20,229
GRAND TOTAL	\$ 76,243	\$ 36,792

LAW ENFORCEMENT OFFICERS KILLED OR ASSAULTED

Type of activity	Total assaults by weapon	Type of Weapon				Type of Assignment						Officer assaults cleared	
		Firearm	Knife or other cutting instrument	Other dangerous weapon	Hands, fists, feet, etc.	Two-officer vehicle	One-officer vehicle		Detective or special assign.		Other		
							Alone	Asst	Alone	Ast	Alone		Asst
A	B	C	D	E	F	G	H	I	J	K	L	M	
1. Responding to disturbance calls (family quarrels, person with firearm, etc.	1	1					1						1
2. Burglaries in progress or pursuing burglary suspects													
3. Robberies in progress or pursuing robbery suspects													
4. Attempting other arrests													
5. Civil disorder (riot, mass disobedience, etc.)													
6. Handling, transporting, custody of prisoners	1				1		1						1
7. Investigating suspicious persons or circumstances	1				1	1							1
8. Ambush – no warning													
9. Mentally deranged													
10. Traffic pursuits and stops													
11. All other													
12. TOTAL (1-11)	3	1			2	1	1	1					3
13. Number with person injury	1				1								
14. Number without personal injury	2	1			1								
15. Time of assaults	12 AM	2 AM	4 AM	6 AM	8 AM	10 AM	NOON	2 PM	4 PM	6 PM	8 PM	10 PM	UNK
	1									1	1		

AGE, SEX AND RACE OF PERSONS ARRESTED
18 Years of age and over

CLASSIFICATIONS OF OFFENSES	UCR	SEX	AGE														TOT	RACE						
			18	19	20	21	22	23	24	25-29	30-34	35-39	40-44	45-49	50-54	55-59		60-64	65 OV	WHT	BLK	IND	ASN	PAC
MURDER/NONNEG MANSLAUGHTER	01A	M																						
		F																						
MANSLAUGHTER BY NEGLIGENCE	01B	M																						
		F																						
RAPE	02	M									1										1			
		F																						
ROBBERY	03	M																						
		F																						
AGGRAVATED ASSAULT	04	M		1		1	1			5	6	4	1	3	2	2				26	1		34	
		F	1		2				1	2		2	1							9				
BURGLARY	05	M						1					1							2			2	
		F																						
LARCENY	06	M																					1	
		F								1										1				
MOTOR VEHICLE THEFT	07	M																					1	
		F	1																	1				
OTHER ASSAULTS	08	M	2		1	2	3	1		25	15	3	6	5	2	4	3	1		73	11		90	2
		F			1	3	1	1		9	4	5	2		1	2		1		30				
ARSON	09	M																						
		F																						
FORGERY	10	M																						
		F																						
FRAUD	11	M																						
		F																						
EMBEZZLEMENT	12	M																						
		F																						
STOLEN PROPERTY	13	M																						
		F																						
VANDALISM	14	M	1	1			1	1		4	1	2	1	1						13			20	1
		F			1					1	3				3					8				
WEAPONS	15	M				1				2			1							4			4	
		F																						
PROSTITUTION AND COMMERCIALIZED VICE	16	M																						
		F																						
PROSTITUTION	16a	M																						
		F																						

AGE, SEX AND RACE OF PERSONS ARRESTED
18 Years of age and over

CLASSIFICATIONS OF OFFENSES	UCR	SEX	AGE													TOT	RACE							
			18	19	20	21	22	23	24	25-29	30-34	35-39	40-44	45-49	50-54		55-59	60-64	65 OV	WHT	BLK	IND	ASN	PAC
ASSISTING OR PROMOTING PROSTITUTION	16b	M																						
		F																						
PURCHASING PROSTITUTION	16c	M																						
		F																						
SEX OFFENSES	17	M												1								1		
		F																						
DRUG/SALE/MAN	180	M																						
		F																						
NARCOTICS	180a	M																						
		F																						
MARIJUANA	180b	M																						
		F																						
SYNTHETIC NARC	180c	M																						
		F																						
OTHER/NON-NARC	180d	M																						
		F																						
DRUG/POSSESSION	185	M																						
		F																						
NARCOTICS	185e	M																						
		F																						
MARIJUANA	185f	M																						
		F																						
SYNTHETIC NARC	185g	M																						
		F																						
OTHER/NON-NARC	185h	M																						
		F																						
GAMBLING	19	M																						
		F																						
BOOKMAKING	19a	M																						
		F																						
NUMBERS	19b	M																						
		F																						
OTHER GAMBLING	19c	M																						
		F																						
FAMILY/CHILD	20	M																						
		F																						

AGE, SEX AND RACE OF PERSONS ARRESTED
18 Years of age and over

CLASSIFICATIONS OF OFFENSES	UCR	SEX	AGE														TOT	RACE						
			18	19	20	21	22	23	24	25-29	30-34	35-39	40-44	45-49	50-54	55-59		60-64	65 OV	WHT	BLK	IND	ASN	PAC
			DRIVING INFLUENCE	21	M	1				2		1	3	3	1	2		1	1		1		16	1
		F						1		6	3		2	2	1			1	16					
LIQUOR LAWS	22	M									1								1			3		
		F	1							1									2					
DRUNKENNESS	23	M																						
		F																						
DISORDERLY CONDUCT	24	M		1					1	5	3		1		3			1	15	1		22		
		F					1			1		3		1	2				8					
VAGRANCY	25	M																						
		F																						
ALL OTHER	26	M				2	3	2	1	22	15	10	6	3		3	1		68	1		125	1	
		F	2		2	2	1			29	12	2		6	3				59					
SUSPICION	27	M																						
		F																						
HUMAN TRAFFICKING/COMMERCIAL SEX ACTS	30	M																						
		F																						
HUMAN TRAFFICKING/INVOLUNTARY SERVITUDE	31	M																						
		F																						
TOTAL BY SEX		M	4	3	1	6	10	5	3	66	45	21	19	13	8	9	5	2	220	15	1	331	7	
		F	5		6	5	3	2	2	52	19	12	5	9	10	2		2	134					
GRAND TOTAL			9	3	7	11	13	7	5	118	64	33	24	22	18	11	5	4	354	15	1	331	7	

AGE, SEX AND RACE OF PERSONS ARRESTED
under 18 Years of age

CLASSIFICATIONS OF OFFENSES	UCR	SEX	AGE							TOT	RACE				
			Under 10	10-12	13-14	15	16	17	WHT		BLK	IND	ASN	PAC	
			MURDER/NONNEG MANSLAUGHTER	01A	M			1					1		
		F													
MANSLAUGHTER BY NEGLIGENCE	01B	M													
		F													
RAPE	02	M													
		F													
ROBBERY	03	M													
		F													
AGGRAVATED ASSAULT	04	M						1	1			1			
		F													
BURGLARY	05	M													
		F													
LARCENY	06	M	1					1	2			1	1		
		F													
MOTOR VEHICLE THEFT	07	M													
		F													
OTHER ASSAULTS	08	M										1			
		F						1	1						
ARSON	09	M													
		F													
FORGERY	10	M													
		F													
FRAUD	11	M													
		F													
EMBEZZLEMENT	12	M													
		F													
STOLEN PROPERTY	13	M													
		F													
VANDALISM	14	M			1				1			4			
		F			1	1		1	3						
WEAPONS	15	M													
		F													
PROSTITUTION	16	M													
		F													
PROSTITUTION	16a	M													
		F													

AGE, SEX AND RACE OF PERSONS ARRESTED
under 18 Years of age

CLASSIFICATIONS OF OFFENSES	UCR	SEX	AGE						TOT	RACE				
			Under 10	10-12	13-14	15	16	17		WHT	BLK	IND	ASN	PAC
ASSISTING OR PROMOTING PROSTITUTION	16b	M												
		F												
PURCHASING PROSTITUTION	16c	M												
		F												
SEX OFFENSES	17	M												
		F												
DRUG/SALE/MAN	180	M												
		F												
NARCOTICS	180a	M												
		F												
MARIJUANA	180b	M												
		F												
SYNTHETIC NARC	180c	M												
		F												
OTHER/NON-NARC	180d	M												
		F												
DRUG/POSSESSION	185	M												
		F												
NARCOTICS	185e	M												
		F												
MARIJUANA	185f	M												
		F												
SYNTHETIC NARC	185g	M												
		F												
OTHER/NON-NARC	185h	M												
		F												
GAMBLING	19	M												
		F												
BOOKMAKING	19a	M												
		F												
NUMBERS	19b	M												
		F												
OTHER GAMBLING	19c	M												
		F												
FAMILY/CHILD	20	M												
		F												

AGE, SEX AND RACE OF PERSONS ARRESTED
under 18 Years of age

CLASSIFICATIONS OF OFFENSES	UCR	SEX	AGE							TOT	RACE				
			Under 10	10-12	13-14	15	16	17	WHT		BLK	IND	ASN	PAC	
			DRIVING INFLUENCE	21	M							1	1		
		F													
LIQUOR LAWS	22	M													
		F													
DRUNKENNESS	23	M													
		F													
DISORDERLY CONDUCT	24	M		1				1	2			3			
		F						1	1						
VAGRANCY	25	M													
		F													
ALL OTHER	26	M													
		F													
SUSPICION	27	M													
		F													
CURFEW	28	M													
		F													
RUN-AWAYS	29	M													
		F													
HUMAN TRAFFICKING/COMMERCIAL SEX ACTS	30	M													
		F													
HUMAN TRAFFICKING/INVOLUNTARY SERVITUDE	31	M													
		F													
TOTAL BY SEX		M	1	1	2			4	8			12	1		
		F			1	1		3	5						
GRAND TOTAL			1	1	3	1		7	13			12	1		

MONTHLY RETURN OF ARSON OFFENSES KNOWN TO LAW ENFORCEMENT

1 PROPERTY CLASSIFICATION	2 Offenses Reported or Known to Police (Include Unfounded and attempts)	3 Unfounded, i.e. False or Baseless Complaints	4 Number of Actual Offenses (Column 2 Minus Column 3) (Include Attempts)	5 Total Offenses Cleared by Arrest or Exceptional Means (Include Column 6)	6 Number of Clearances Involving Only Persons Under 18 Years of Age	7 Offenses Where Structures Uninhabited, Abandoned, or not Normally in Use	8 Estimated Value of Property Damage
STRUCTURAL							
A. Single Occupancy Residential: Houses, Townhouses, Duplexes, etc.	1		1			1	
B. Other Residential: Apartments, Tenements, Flats, Hotels, Motels, Inns, Dormitories, Boarding Houses, etc.	1		1				
C. Storage: Barns, Garages, Warehouses, etc.							
D. Industrial/Manufacturing:							
E. Other Commercial: Stores, Restaurants, Offices, etc.							
F. Community/Public: Churches, Jails, Schools, Colleges, Hospitals, etc.							
G. All Other Structure: Out Buildings, Monuments, Buildings Under Constructions, etc.							
TOTAL STRUCTURAL	2		2			1	
MOBILE							
H. Motor Vehicles: Automobiles, Trucks, Buses, Motorcycles, etc. UCR Definition	1		1				
I. Other Mobile Property: Trailers, Recreational Vehicles, Airplanes, Boats, etc.							
TOTAL MOBILE	1		1				
OTHER							
J. TOTAL OTHER Crops, Timber, Fences, Signs, etc.							
TOTAL OTHER							
GRAND TOTAL	3		3			1	

RETURN A - MONTHLY RETURN OF OFFENSES KNOWN TO POLICE

(1) Classification of Offense	(2) Offenses Reported	(3) Unfounded Offenses	(4) Actual Offenses	(5) Offenses Cleared	(6) Juveniles Only
CRIMINAL HOMICIDE					
MURDER/NONNEG MANSLAUGHTER	1		1	1	
MANSLAUGHTER BY NEGLIGENCE					
TOTAL	1		1	1	
RAPE					
RAPE	3	2	1	1	1
ATTEMPTS TO COMMIT RAPE					
TOTAL	3	2	1	1	1
ROBBERY					
FIREARM	1		1	1	
KNIFE/CUTTING INSTRUMENT	1		1	1	
OTHER DANGEROUS WEAPON	1		1	1	
STRONG-ARM (HANDS, FISTS)					
TOTAL	3		3	3	
ASSAULT					
FIREARM	3	1	2		
KNIFE OR CUTTING INSTRUMENT	5	1	4	4	
OTHER DANGEROUS WEAPON	6		6	6	1
HANDS, FIST, FEET, AGGRAVATED	4		4	4	
OTHER ASSAULTS - SIMPLE	96	11	85	83	6
TOTAL	114	13	101	97	7
BURGLARY					
FORCIBLE ENTRY	8		8	3	
UNLAWFUL ENTRY - NO FORCE	12	1	11	3	
ATTEMPTED FORCIBLE ENTRY					
TOTAL	20	1	19	6	
LARCENY-THEFT					
THEFT (EX MOTOR VEHICLE)	170	12	158	68	1
TOTAL	170	12	158	68	1
MOTOR VEHICLE THEFT					
AUTOS	17	2	15	3	
TRUCKS AND BUSES	11	2	9	1	
OTHER VEHICLES	3		3	1	
TOTAL	31	4	27	5	
GRAND TOTAL	342	32	310	181	9

PROPERTY STOLEN BY CLASSIFICATION

CLASSIFICATION OF OFFENSES	NUMBER ACTUAL OFFENSES	VALUE OF PROPERTY STOLEN
MURDER/NONNEG MANSLAUGHTER	1	
RAPE	1	
ROBBERY		
HIGHWAY (STREET, ALLEYS, ETC.)		
COMMERCIAL HOUSE		
GAS OR SERVICE STATION		
CONVENIENCE STORE		
RESIDENCE	3	\$ 2,450
BANK		
MISCELLANEOUS		
TOTAL ROBBERY	3	\$ 2,450
BURGLARY		
RESIDENCE (DWELLING)		
NIGHT (6PM-6AM)	3	\$ 1,638
DAY (6AM-6PM)	4	\$ 990
UNKNOWN	3	\$ 1,100
NON-RESIDENCE (STORE ETC.)		
NIGHT (6PM-6AM)	6	\$ 13,729
DAY (6AM-6PM)	2	\$ 5,800
UNKNOWN	1	\$ 1
TOTAL BURGLARY	19	\$ 23,258
LARCENY-THEFT		
\$200 AND OVER	76	\$ 84,115
\$50 TO \$200	40	\$ 4,026
UNDER \$50	42	\$ 674
TOTAL	158	\$ 88,815
6X. NATURE OF LARCENIES UNDER ITEM 6		
POCKET-PICKING	2	\$ 905
PURSE-SNATCHING	2	\$ 2,146
SHOPLIFTING	48	\$ 4,905
FROM MOTOR VEHICLE	22	\$ 11,921
MOTOR VEHICLE PARTS & ACCESSORIES	6	\$ 1,432
BICYCLES	14	\$ 3,880
FROM BUILDING(EX C&H)	38	\$ 27,373
FROM COIN-OP MACHINES	1	\$ 5
ALL OTHER	25	\$ 36,248
TOTAL LARCENY	158	\$ 88,815
MOTOR VEHICLE THEFT	27	\$ 233,082
STOLEN & RECOVERED LOCALLY	15	
STOLEN LOCALLY & RECOVERED OTHER	11	
TOTAL STOLEN OTHER & RECOVERED LOCAL	26	
STOLEN IN OTHER JURIS & RECOVERED LOCALLY	3	
TOTAL MOTOR VEHICLE THEFT	27	\$ 233,082
GRAND TOTAL	209	\$ 347,605

PROPERTY BY TYPE AND VALUE

Type of Property (1)	Monetary Value of Property Stolen in Your Jurisdiction	
	STOLEN (2)	RECOVERED (3)
CURRENCY, NOTES, ETC.	\$ 7,454	\$ 2,835
JEWELRY & PRECIOUS METALS	\$ 1,310	
CLOTHING AND FURS	\$ 6,302	\$ 1,065
LOCALLY STOLEN MOTOR VEHICLE	\$ 233,082	\$ 195,885
OFFICE EQUIPMENT	\$ 3,350	
TV, RADIOS, CAMERAS, ETC.	\$ 1,055	\$ 1,050
FIREARMS	\$ 2,057	\$ 275
HOUSEHOLD GOODS	\$ 417	\$ 107
CONSUMABLE GOODS	\$ 8,215	\$ 6,168
LIVESTOCK		
MISCELLANEOUS	\$ 84,363	\$ 39,850
GRAND TOTAL	\$ 347,605	\$ 247,235

LAW ENFORCEMENT OFFICERS KILLED OR ASSAULTED

Type of activity	Total assaults by weapon	Type of Weapon				Type of Assignment						Officer assaults cleared	
		Firearm	Knife or other cutting instrument	Other dangerous weapon	Hands, fists, feet, etc.	Two-officer vehicle	One-officer vehicle		Detective or special assign.		Other		
							Alone	Asst	Alone	Ast	Alone		Asst
A	B	C	D	E	F	G	H	I	J	K	L	M	
1. Responding to disturbance calls (family quarrels, person with firearm, etc.)	4				4		3	1					3
2. Burglaries in progress or pursuing burglary suspects													
3. Robberies in progress or pursuing robbery suspects													
4. Attempting other arrests	4				4		1	3					2
5. Civil disorder (riot, mass disobedience, etc.)													
6. Handling, transporting, custody of prisoners	1				1			1					
7. Investigating suspicious persons or circumstances	2				2		1	1					2
8. Ambush – no warning													
9. Mentally deranged													
10. Traffic pursuits and stops													
11. All other													
12. TOTAL (1-11)	11				11		5	6					7
13. Number with person injury	1				1								
14. Number without personal injury	10				10								

15. Time of assaults	12 AM	2 AM	4 AM	6 AM	8 AM	10 AM	NOON	2 PM	4 PM	6 PM	8 PM	10 PM	UNK
	3	2							3	1		2	

AGE, SEX AND RACE OF PERSONS ARRESTED
18 Years of age and over

CLASSIFICATIONS OF OFFENSES	UCR	SEX	AGE													TOT	RACE									
			18	19	20	21	22	23	24	25-29	30-34	35-39	40-44	45-49	50-54		55-59	60-64	65 OV	WHT	BLK	IND	ASN	PAC		
MURDER/NONNEG MANSLAUGHTER	01A	M																				1				
		F																								
MANSLAUGHTER BY NEGLIGENCE	01B	M																								
		F																								
RAPE	02	M		1																						
		F																								
ROBBERY	03	M	1		1	2				1																
		F																								
AGGRAVATED ASSAULT	04	M			2					2	1	4	2	1				1								
		F							1			1	1													
BURGLARY	05	M				3					2	1														
		F								1																
LARCENY	06	M			1	3	1	1		8	11	7	2			1	1	1								
		F	1	1	1		1	1	1	12	7	1	5	1	1	1										
MOTOR VEHICLE THEFT	07	M					1			1		1														
		F																								
OTHER ASSAULTS	08	M		1	2	1				2	7	6	6	2	3	4	2									
		F		2		1			1	3	5		4	5	1				1							
ARSON	09	M																								
		F																								
FORGERY	10	M									1		1													
		F																								
FRAUD	11	M																1								
		F																								
EMBEZZLEMENT	12	M																								
		F																								
STOLEN PROPERTY	13	M								1																
		F																								
VANDALISM	14	M				1		1		1	3	3		1												
		F					1			2	2	1														
WEAPONS	15	M						1				2														
		F					1						1													
PROSTITUTION AND COMMERCIALIZED VICE	16	M																								
		F																								
PROSTITUTION	16a	M																								
		F																								

AGE, SEX AND RACE OF PERSONS ARRESTED
18 Years of age and over

CLASSIFICATIONS OF OFFENSES	UCR	SEX	AGE														TOT	RACE						
			18	19	20	21	22	23	24	25-29	30-34	35-39	40-44	45-49	50-54	55-59		60-64	65 OV	WHT	BLK	IND	ASN	PAC
ASSISTING OR PROMOTING PROSTITUTION	16b	M																						
		F																						
PURCHASING PROSTITUTION	16c	M																						
		F																						
SEX OFFENSES	17	M				1														1				
		F																						
DRUG/SALE/MAN	180	M														1			1	2				
		F									1								1					
NARCOTICS	180a	M														1			1					
		F																						
MARIJUANA	180b	M																						
		F																						
SYNTHETIC NARC	180c	M																						
		F																						
OTHER/NON-NARC	180d	M																		1				
		F											1							1				
DRUG/POSSESSION	185	M		1		1		1		2	2	1	2						10	12	1	2		
		F								3		1		1					5					
NARCOTICS	185e	M				1		1		1	2	1	2						8	11		1		
		F								2		1		1					4					
MARIJUANA	185f	M		1															1	1				
		F																						
SYNTHETIC NARC	185g	M																				1		
		F								1									1					
OTHER/NON-NARC	185h	M								1									1		1			
		F																						
GAMBLING	19	M																						
		F																						
BOOKMAKING	19a	M																						
		F																						
NUMBERS	19b	M																						
		F																						
OTHER GAMBLING	19c	M																						
		F																						
FAMILY/CHILD	20	M																						
		F																						

AGE, SEX AND RACE OF PERSONS ARRESTED
18 Years of age and over

CLASSIFICATIONS OF OFFENSES	UCR	SEX	AGE															TOT	RACE					
			18	19	20	21	22	23	24	25-29	30-34	35-39	40-44	45-49	50-54	55-59	60-64		65 OV	WHT	BLK	IND	ASN	PAC
			DRIVING INFLUENCE	21	M				1	4	4		12	8	3	2	2		1	3	3	2	45	47
		F				1		2	1	3		3	2	1	2	1			16					
LIQUOR LAWS	22	M							1	2				1					4	4		1		
		F								1									1					
DRUNKENNESS	23	M																						
		F																						
DISORDERLY CONDUCT	24	M				2	1		1	1		1	2	2	1				11	8	1	5		
		F								3									3					
VAGRANCY	25	M																						
		F																						
ALL OTHER	26	M	2	2	2	2	3	4	5	22	22	13	19	17	5	7	5	2	132	156	2	46	4	
		F	1	2	2		4	2	2	36	5	5	8	5	1	1	1	2	77					
SUSPICION	27	M																						
		F																						
HUMAN TRAFFICKING/COMMERCIAL SEX ACTS	30	M																						
		F																						
HUMAN TRAFFICKING/INVOLUNTARY SERVITUDE	31	M																						
		F																						
TOTAL BY SEX		M	3	5	8	17	10	12	9	60	56	43	32	27	12	15	10	6	325	376	12	101	7	
		F	2	5	3	2	7	7	7	66	16	16	21	9	4	3	2	2	172					
GRAND TOTAL			5	10	11	19	17	19	16	126	72	59	53	36	16	18	12	8	497	376	12	101	7	

AGE, SEX AND RACE OF PERSONS ARRESTED
under 18 Years of age

CLASSIFICATIONS OF OFFENSES	UCR	SEX	AGE						TOT	RACE					
			Under 10	10-12	13-14	15	16	17		WHT	BLK	IND	ASN	PAC	
MURDER/NONNEG MANSLAUGHTER	01A	M													
		F													
MANSLAUGHTER BY NEGLIGENCE	01B	M													
		F													
RAPE	02	M													
		F													
ROBBERY	03	M													
		F													
AGGRAVATED ASSAULT	04	M								1					
		F				1			1						
BURGLARY	05	M													
		F													
LARCENY	06	M				2	2	3	7	6	1				
		F													
MOTOR VEHICLE THEFT	07	M													
		F													
OTHER ASSAULTS	08	M			1		4	1	6	6					
		F													
ARSON	09	M													
		F													
FORGERY	10	M													
		F													
FRAUD	11	M													
		F													
EMBEZZLEMENT	12	M													
		F													
STOLEN PROPERTY	13	M													
		F													
VANDALISM	14	M													
		F													
WEAPONS	15	M													
		F													
PROSTITUTION	16	M													
		F													
PROSTITUTION	16a	M													
		F													

AGE, SEX AND RACE OF PERSONS ARRESTED
under 18 Years of age

CLASSIFICATIONS OF OFFENSES	UCR	SEX	AGE						TOT	RACE				
			Under 10	10-12	13-14	15	16	17		WHT	BLK	IND	ASN	PAC
			ASSISTING OR PROMOTING PROSTITUTION	16b	M									
		F												
PURCHASING PROSTITUTION	16c	M												
		F												
SEX OFFENSES	17	M												
		F												
DRUG/SALE/MAN	180	M						1	1			1		
		F												
NARCOTICS	180a	M												
		F												
MARIJUANA	180b	M						1	1			1		
		F												
SYNTHETIC NARC	180c	M												
		F												
OTHER/NON-NARC	180d	M												
		F												
DRUG/POSSESSION	185	M						1	1	1		1		
		F				1			1					
NARCOTICS	185e	M												
		F												
MARIJUANA	185f	M						1	1	1		1		
		F				1			1					
SYNTHETIC NARC	185g	M												
		F												
OTHER/NON-NARC	185h	M												
		F												
GAMBLING	19	M												
		F												
BOOKMAKING	19a	M												
		F												
NUMBERS	19b	M												
		F												
OTHER GAMBLING	19c	M												
		F												
FAMILY/CHILD	20	M												
		F												

AGE, SEX AND RACE OF PERSONS ARRESTED
under 18 Years of age

CLASSIFICATIONS OF OFFENSES	UCR	SEX	AGE						TOT	RACE									
			Under 10	10-12	13-14	15	16	17		WHT	BLK	IND	ASN	PAC					
			DRIVING INFLUENCE	21	M														
		F																	
LIQUOR LAWS	22	M																	
		F																	
DRUNKENNESS	23	M																	
		F																	
DISORDERLY CONDUCT	24	M					1	1	2	2									
		F																	
VAGRANCY	25	M																	
		F																	
ALL OTHER	26	M		1	1	1		1	4	5									
		F						1	1										
SUSPICION	27	M																	
		F																	
CURFEW	28	M																	
		F																	
RUN-AWAYS	29	M																	
		F																	
HUMAN TRAFFICKING/COMMERCIAL SEX ACTS	30	M																	
		F																	
HUMAN TRAFFICKING/INVOLUNTARY SERVITUDE	31	M																	
		F																	
TOTAL BY SEX		M		1	2	3	7	8	21	21	1	2							
		F				2		1	3										
GRAND TOTAL				1	2	5	7	9	24	21	1	2							

RETURN A - MONTHLY RETURN OF OFFENSES KNOWN TO POLICE

(1) Classification of Offense	(2) Offenses Reported	(3) Unfounded Offenses	(4) Actual Offenses	(5) Offenses Cleared	(6) Juveniles Only
CRIMINAL HOMICIDE					
MURDER/NONNEG MANSLAUGHTER					
MANSLAUGHTER BY NEGLIGENCE					
TOTAL					
RAPE					
RAPE					
ATTEMPTS TO COMMIT RAPE					
TOTAL					
ROBBERY					
FIREARM					
KNIFE/CUTTING INSTRUMENT					
OTHER DANGEROUS WEAPON					
STRONG-ARM (HANDS, FISTS)					
TOTAL					
ASSAULT					
FIREARM	3	1	2	2	
KNIFE OR CUTTING INSTRUMENT	5		5	2	
OTHER DANGEROUS WEAPON					
HANDS, FIST, FEET, AGGRAVATED	3		3	2	
OTHER ASSAULTS - SIMPLE	35	5	30	11	
TOTAL	46	6	40	17	
BURGLARY					
FORCIBLE ENTRY	4		4		
UNLAWFUL ENTRY - NO FORCE	9	1	8	4	
ATTEMPTED FORCIBLE ENTRY					
TOTAL	13	1	12	4	
LARCENY-THEFT					
THEFT (EX MOTOR VEHICLE)	78	4	74	2	
TOTAL	78	4	74	2	
MOTOR VEHICLE THEFT					
AUTOS	1		1		
TRUCKS AND BUSES					
OTHER VEHICLES	1		1	1	
TOTAL	2		2	1	
GRAND TOTAL	139	11	128	24	

PROPERTY BY TYPE AND VALUE

Type of Property (1)	Monetary Value of Property Stolen in Your Jurisdiction	
	STOLEN (2)	RECOVERED (3)
CURRENCY, NOTES, ETC.	\$ 3,088	\$ 1,600
JEWELRY & PRECIOUS METALS	\$ 1,875	\$ 375
CLOTHING AND FURS	\$ 7,495	
LOCALLY STOLEN MOTOR VEHICLE	\$ 1,365	\$ 1,365
OFFICE EQUIPMENT		
TV, RADIOS, CAMERAS, ETC.	\$ 3,160	\$ 450
FIREARMS	\$ 2,280	\$ 1,000
HOUSEHOLD GOODS	\$ 1,711	\$ 500
CONSUMABLE GOODS	\$ 249	
LIVESTOCK		
MISCELLANEOUS	\$ 11,298	\$ 1,683
GRAND TOTAL	\$ 32,521	\$ 6,973

LAW ENFORCEMENT OFFICERS KILLED OR ASSAULTED

Type of activity	Total assaults by weapon	Type of Weapon				Type of Assignment							Officer assaults cleared
		Firearm	Knife or other cutting instrument	Other dangerous weapon	Hands, fists, feet, etc.	Two-officer vehicle	One-officer vehicle		Detective or special assign.		Other		
							Alone	Asst	Alone	Ast	Alone	Asst	
A	B	C	D	E	F	G	H	I	J	K	L	M	
1. Responding to disturbance calls (family quarrels, person with firearm, etc.)	4	1	1		2	1	1	2					2
2. Burglaries in progress or pursuing burglary suspects													
3. Robberies in progress or pursuing robbery suspects													
4. Attempting other arrests													
5. Civil disorder (riot, mass disobedience, etc.)													
6. Handling, transporting, custody of prisoners	1				1							1	1
7. Investigating suspicious persons or circumstances													
8. Ambush – no warning													
9. Mentally deranged													
10. Traffic pursuits and stops													
11. All other													
12. TOTAL (1-11)	5	1	1		3	1	1	2				1	3
13. Number with person injury	3				3								
14. Number without personal injury	2	1	1										

15. Time of assaults	12 AM	2 AM	4 AM	6 AM	8 AM	10 AM	NOON	2 PM	4 PM	6 PM	8 PM	10 PM	UNK
			1						1		1	2	

AGE, SEX AND RACE OF PERSONS ARRESTED
18 Years of age and over

CLASSIFICATIONS OF OFFENSES	UCR	SEX	AGE													TOT	RACE							
			18	19	20	21	22	23	24	25-29	30-34	35-39	40-44	45-49	50-54		55-59	60-64	65 OV	WHT	BLK	IND	ASN	PAC
MURDER/NONNEG MANSLAUGHTER	01A	M																						
		F																						
MANSLAUGHTER BY NEGLIGENCE	01B	M																						
		F																						
RAPE	02	M																						
		F																						
ROBBERY	03	M																						
		F																						
AGGRAVATED ASSAULT	04	M									1	2	2			1			6	7		2		
		F							1	1		1							3					
BURGLARY	05	M								2	2								4			4		
		F																						
LARCENY	06	M								1				1					2	4				
		F							1	1									2					
MOTOR VEHICLE THEFT	07	M																						
		F																						
OTHER ASSAULTS	08	M					2			3	1	3		1	1				11	9		6		
		F	1							2	1								4					
ARSON	09	M																						
		F																						
FORGERY	10	M																						
		F																						
FRAUD	11	M								1									1	1				
		F																						
EMBEZZLEMENT	12	M																						
		F																						
STOLEN PROPERTY	13	M																						
		F																						
VANDALISM	14	M																						
		F																						
WEAPONS	15	M	1																1	1				
		F																						
PROSTITUTION AND COMMERCIALIZED VICE	16	M																						
		F																						
PROSTITUTION	16a	M																						
		F																						

AGE, SEX AND RACE OF PERSONS ARRESTED
18 Years of age and over

CLASSIFICATIONS OF OFFENSES	UCR	SEX	AGE														TOT	RACE						
			18	19	20	21	22	23	24	25-29	30-34	35-39	40-44	45-49	50-54	55-59		60-64	65 OV	WHT	BLK	IND	ASN	PAC
ASSISTING OR PROMOTING PROSTITUTION	16b	M																						
		F																						
PURCHASING PROSTITUTION	16c	M																						
		F																						
SEX OFFENSES	17	M																						
		F																						
DRUG/SALE/MAN	180	M																						
		F																						
NARCOTICS	180a	M																						
		F																						
MARIJUANA	180b	M																						
		F																						
SYNTHETIC NARC	180c	M																						
		F																						
OTHER/NON-NARC	180d	M																						
		F																						
DRUG/POSSESSION	185	M																						
		F																						
NARCOTICS	185e	M																						
		F																						
MARIJUANA	185f	M																						
		F																						
SYNTHETIC NARC	185g	M																						
		F																						
OTHER/NON-NARC	185h	M																						
		F																						
GAMBLING	19	M																						
		F																						
BOOKMAKING	19a	M																						
		F																						
NUMBERS	19b	M																						
		F																						
OTHER GAMBLING	19c	M																						
		F																						
FAMILY/CHILD	20	M																						
		F																						

AGE, SEX AND RACE OF PERSONS ARRESTED
18 Years of age and over

CLASSIFICATIONS OF OFFENSES	UCR	SEX	AGE														TOT	RACE						
			18	19	20	21	22	23	24	25-29	30-34	35-39	40-44	45-49	50-54	55-59		60-64	65 OV	WHT	BLK	IND	ASN	PAC
			DRIVING INFLUENCE	21	M							1		5								1	7	6
		F								2			2						4					
LIQUOR LAWS	22	M																						
		F																						
DRUNKENNESS	23	M						1											1	1				
		F																						
DISORDERLY CONDUCT	24	M											1						1	2				
		F												1					1					
VAGRANCY	25	M																						
		F																						
ALL OTHER	26	M					1		1	3	8	4	5	8		1			31	32	2	14		
		F		2	1			2	5	2	4	1							17					
SUSPICION	27	M																						
		F																						
HUMAN TRAFFICKING/COMMERCIAL SEX ACTS	30	M																						
		F																						
HUMAN TRAFFICKING/INVOLUNTARY SERVITUDE	31	M																						
		F																						
TOTAL BY SEX		M	1				3	1	2	10	19	10	8	10	1	2		1	68	66	5	27		1
		F	1	2	1			2	7	8	5	2	3						31					
GRAND TOTAL			2	2	1		3	3	9	18	24	12	11	10	1	2		1	99	66	5	27		1

AGE, SEX AND RACE OF PERSONS ARRESTED
under 18 Years of age

CLASSIFICATIONS OF OFFENSES	UCR	SEX	AGE						TOT	RACE				
			Under 10	10-12	13-14	15	16	17		WHT	BLK	IND	ASN	PAC
MURDER/NONNEG MANSLAUGHTER	01A	M												
		F												
MANSLAUGHTER BY NEGLIGENCE	01B	M												
		F												
RAPE	02	M												
		F												
ROBBERY	03	M												
		F												
AGGRAVATED ASSAULT	04	M												
		F												
BURGLARY	05	M												
		F												
LARCENY	06	M												
		F												
MOTOR VEHICLE THEFT	07	M						1	1	1				
		F												
OTHER ASSAULTS	08	M												
		F												
ARSON	09	M												
		F												
FORGERY	10	M												
		F												
FRAUD	11	M												
		F												
EMBEZZLEMENT	12	M												
		F												
STOLEN PROPERTY	13	M												
		F												
VANDALISM	14	M												
		F												
WEAPONS	15	M												
		F												
PROSTITUTION	16	M												
		F												
PROSTITUTION	16a	M												
		F												

AGE, SEX AND RACE OF PERSONS ARRESTED
under 18 Years of age

CLASSIFICATIONS OF OFFENSES	UCR	SEX	AGE						TOT	RACE				
			Under 10	10-12	13-14	15	16	17		WHT	BLK	IND	ASN	PAC
ASSISTING OR PROMOTING PROSTITUTION	16b	M												
		F												
PURCHASING PROSTITUTION	16c	M												
		F												
SEX OFFENSES	17	M												
		F												
DRUG/SALE/MAN	180	M												
		F												
NARCOTICS	180a	M												
		F												
MARIJUANA	180b	M												
		F												
SYNTHETIC NARC	180c	M												
		F												
OTHER/NON-NARC	180d	M												
		F												
DRUG/POSSESSION	185	M												
		F												
NARCOTICS	185e	M												
		F												
MARIJUANA	185f	M												
		F												
SYNTHETIC NARC	185g	M												
		F												
OTHER/NON-NARC	185h	M												
		F												
GAMBLING	19	M												
		F												
BOOKMAKING	19a	M												
		F												
NUMBERS	19b	M												
		F												
OTHER GAMBLING	19c	M												
		F												
FAMILY/CHILD	20	M												
		F												

AGE, SEX AND RACE OF PERSONS ARRESTED
under 18 Years of age

CLASSIFICATIONS OF OFFENSES	UCR	SEX	AGE						TOT	RACE									
			Under 10	10-12	13-14	15	16	17		WHT	BLK	IND	ASN	PAC					
			DRIVING INFLUENCE	21	M														
		F																	
LIQUOR LAWS	22	M																	
		F																	
DRUNKENNESS	23	M																	
		F																	
DISORDERLY CONDUCT	24	M																	
		F																	
VAGRANCY	25	M																	
		F																	
ALL OTHER	26	M	1						1	1									
		F																	
SUSPICION	27	M																	
		F																	
CURFEW	28	M																	
		F																	
RUN-AWAYS	29	M																	
		F																	
HUMAN TRAFFICKING/COMMERCIAL SEX ACTS	30	M																	
		F																	
HUMAN TRAFFICKING/INVOLUNTARY SERVITUDE	31	M																	
		F																	
TOTAL BY SEX		M	1					1	2	2									
		F																	
GRAND TOTAL			1					1	2	2									

RETURN A - MONTHLY RETURN OF OFFENSES KNOWN TO POLICE

(1) Classification of Offense	(2) Offenses Reported	(3) Unfounded Offenses	(4) Actual Offenses	(5) Offenses Cleared	(6) Juveniles Only
CRIMINAL HOMICIDE					
MURDER/NONNEG MANSLAUGHTER	1		1		
MANSLAUGHTER BY NEGLIGENCE					
TOTAL	1		1		
RAPE					
RAPE	7	1	6	1	
ATTEMPTS TO COMMIT RAPE					
TOTAL	7	1	6	1	
ROBBERY					
FIREARM					
KNIFE/CUTTING INSTRUMENT					
OTHER DANGEROUS WEAPON					
STRONG-ARM (HANDS, FISTS)					
TOTAL					
ASSAULT					
FIREARM	1		1	1	
KNIFE OR CUTTING INSTRUMENT	2		2	2	
OTHER DANGEROUS WEAPON					
HANDS, FIST, FEET, AGGRAVATED					
OTHER ASSAULTS - SIMPLE	22	1	21	6	2
TOTAL	25	1	24	9	2
BURGLARY					
FORCIBLE ENTRY	7		7		
UNLAWFUL ENTRY - NO FORCE	6		6	1	
ATTEMPTED FORCIBLE ENTRY	1		1		
TOTAL	14		14	1	
LARCENY-THEFT					
THEFT (EX MOTOR VEHICLE)	99	5	94	23	13
TOTAL	99	5	94	23	13
MOTOR VEHICLE THEFT					
AUTOS	9	1	8	3	
TRUCKS AND BUSES					
OTHER VEHICLES	1	1			
TOTAL	10	2	8	3	
GRAND TOTAL	156	9	147	37	15

PROPERTY BY TYPE AND VALUE

Type of Property (1)	Monetary Value of Property Stolen in Your Jurisdiction	
	STOLEN (2)	RECOVERED (3)
CURRENCY, NOTES, ETC.	\$ 4,547	
JEWELRY & PRECIOUS METALS	\$ 1,042	\$ 1,042
CLOTHING AND FURS	\$ 1,506	\$ 1,247
LOCALLY STOLEN MOTOR VEHICLE	\$ 7,628	\$ 4,028
OFFICE EQUIPMENT	\$ 700	
TV, RADIOS, CAMERAS, ETC.	\$ 1,996	\$ 356
FIREARMS	\$ 1,850	
HOUSEHOLD GOODS	\$ 623	\$ 623
CONSUMABLE GOODS	\$ 2,152	\$ 104
LIVESTOCK		
MISCELLANEOUS	\$ 10,714	\$ 1,692
GRAND TOTAL	\$ 32,758	\$ 9,092

AGE, SEX AND RACE OF PERSONS ARRESTED
18 Years of age and over

CLASSIFICATIONS OF OFFENSES	UCR	SEX	AGE													TOT	RACE								
			18	19	20	21	22	23	24	25-29	30-34	35-39	40-44	45-49	50-54		55-59	60-64	65 OV	WHT	BLK	IND	ASN	PAC	
MURDER/NONNEG MANSLAUGHTER	01A	M	2						1											3	4		1		
		F	1										1							2					
MANSLAUGHTER BY NEGLIGENCE	01B	M																							
		F																							
RAPE	02	M													1					1	1				
		F																							
ROBBERY	03	M																							
		F																							
AGGRAVATED ASSAULT	04	M												1						1	1		1		
		F									1									1					
BURGLARY	05	M								3										3	3				
		F																							
LARCENY	06	M	1							1	2	1						1		6	8		1		
		F								1	1							1		3					
MOTOR VEHICLE THEFT	07	M									1				1					2	1		2		
		F									1									1					
OTHER ASSAULTS	08	M								3	1	1			1			1		7	8				
		F													1					1					
ARSON	09	M																							
		F																							
FORGERY	10	M																							
		F																							
FRAUD	11	M																							
		F																							
EMBEZZLEMENT	12	M																							
		F																							
STOLEN PROPERTY	13	M																							
		F																							
VANDALISM	14	M						1		1						1				3	1	1	1		
		F																							
WEAPONS	15	M									1									1	1				
		F																							
PROSTITUTION AND COMMERCIALIZED VICE	16	M																							
		F																							
PROSTITUTION	16a	M																							
		F																							

AGE, SEX AND RACE OF PERSONS ARRESTED
18 Years of age and over

CLASSIFICATIONS OF OFFENSES	UCR	SEX	AGE														TOT	RACE						
			18	19	20	21	22	23	24	25-29	30-34	35-39	40-44	45-49	50-54	55-59		60-64	65 OV	WHT	BLK	IND	ASN	PAC
ASSISTING OR PROMOTING PROSTITUTION	16b	M																						
		F																						
PURCHASING PROSTITUTION	16c	M																						
		F																						
SEX OFFENSES	17	M																						
		F																						
DRUG/SALE/MAN	180	M																						
		F																						
NARCOTICS	180a	M																						
		F																						
MARIJUANA	180b	M																						
		F																						
SYNTHETIC NARC	180c	M																						
		F																						
OTHER/NON-NARC	180d	M																						
		F																						
DRUG/POSSESSION	185	M																						
		F																						
NARCOTICS	185e	M																						
		F																						
MARIJUANA	185f	M																						
		F																						
SYNTHETIC NARC	185g	M																						
		F																						
OTHER/NON-NARC	185h	M																						
		F																						
GAMBLING	19	M																						
		F																						
BOOKMAKING	19a	M																						
		F																						
NUMBERS	19b	M																						
		F																						
OTHER GAMBLING	19c	M																						
		F																						
FAMILY/CHILD	20	M																						
		F																						

AGE, SEX AND RACE OF PERSONS ARRESTED
18 Years of age and over

CLASSIFICATIONS OF OFFENSES	UCR	SEX	AGE														TOT	RACE						
			18	19	20	21	22	23	24	25-29	30-34	35-39	40-44	45-49	50-54	55-59		60-64	65 OV	WHT	BLK	IND	ASN	PAC
DRIVING INFLUENCE	21	M								1	1	1	2		1		1		7	8		1		
		F											1				1		2					
LIQUOR LAWS	22	M			1														1	6		1		
		F	1	1	3					1														
DRUNKENNESS	23	M										1							1	1				
		F																						
DISORDERLY CONDUCT	24	M			1					1							1		3	3		1		
		F									1													
VAGRANCY	25	M																						
		F																						
ALL OTHER	26	M								5								1	6	4	3			
		F										1												
SUSPICION	27	M																						
		F																						
HUMAN TRAFFICKING/COMMERCIAL SEX ACTS	30	M																						
		F																						
HUMAN TRAFFICKING/INVOLUNTARY SERVITUDE	31	M																						
		F																						
TOTAL BY SEX		M	3		2			1	1	15	6	3	4	2	3	3	1	1	45	50	4	9		
		F	2	1	3					2	4	1	1	1	1	1	1		18					
GRAND TOTAL			5	1	5			1	1	17	10	4	5	3	4	4	2	1	63	50	4	9		

AGE, SEX AND RACE OF PERSONS ARRESTED
under 18 Years of age

CLASSIFICATIONS OF OFFENSES	UCR	SEX	AGE						TOT	RACE					
			Under 10	10-12	13-14	15	16	17		WHT	BLK	IND	ASN	PAC	
MURDER/NONNEG MANSLAUGHTER	01A	M													
		F													
MANSLAUGHTER BY NEGLIGENCE	01B	M													
		F													
RAPE	02	M													
		F													
ROBBERY	03	M													
		F													
AGGRAVATED ASSAULT	04	M													
		F													
BURGLARY	05	M													
		F													
LARCENY	06	M					1		1	4					
		F				2		1	3						
MOTOR VEHICLE THEFT	07	M													
		F													
OTHER ASSAULTS	08	M					1		1	1					
		F													
ARSON	09	M													
		F													
FORGERY	10	M													
		F													
FRAUD	11	M													
		F													
EMBEZZLEMENT	12	M													
		F													
STOLEN PROPERTY	13	M													
		F													
VANDALISM	14	M													
		F													
WEAPONS	15	M													
		F													
PROSTITUTION	16	M													
		F													
PROSTITUTION	16a	M													
		F													

AGE, SEX AND RACE OF PERSONS ARRESTED
under 18 Years of age

CLASSIFICATIONS OF OFFENSES	UCR	SEX	AGE						TOT	RACE				
			Under 10	10-12	13-14	15	16	17		WHT	BLK	IND	ASN	PAC
			ASSISTING OR PROMOTING PROSTITUTION	16b	M									
		F												
PURCHASING PROSTITUTION	16c	M												
		F												
SEX OFFENSES	17	M												
		F												
DRUG/SALE/MAN	180	M												
		F												
NARCOTICS	180a	M												
		F												
MARIJUANA	180b	M												
		F												
SYNTHETIC NARC	180c	M												
		F												
OTHER/NON-NARC	180d	M												
		F												
DRUG/POSSESSION	185	M				1	1		2	2				
		F												
NARCOTICS	185e	M												
		F												
MARIJUANA	185f	M				1	1		2	2				
		F												
SYNTHETIC NARC	185g	M												
		F												
OTHER/NON-NARC	185h	M												
		F												
GAMBLING	19	M												
		F												
BOOKMAKING	19a	M												
		F												
NUMBERS	19b	M												
		F												
OTHER GAMBLING	19c	M												
		F												
FAMILY/CHILD	20	M												
		F												

AGE, SEX AND RACE OF PERSONS ARRESTED
under 18 Years of age

CLASSIFICATIONS OF OFFENSES	UCR	SEX	AGE							TOT	RACE									
			Under 10	10-12	13-14	15	16	17	WHT		BLK	IND	ASN	PAC						
			DRIVING INFLUENCE	21	M															
		F																		
LIQUOR LAWS	22	M				1	1		2	3										
		F					1		1											
DRUNKENNESS	23	M																		
		F																		
DISORDERLY CONDUCT	24	M																		
		F																		
VAGRANCY	25	M																		
		F																		
ALL OTHER	26	M																		
		F																		
SUSPICION	27	M																		
		F																		
CURFEW	28	M																		
		F																		
RUN-AWAYS	29	M																		
		F																		
HUMAN TRAFFICKING/COMMERCIAL SEX ACTS	30	M																		
		F																		
HUMAN TRAFFICKING/INVOLUNTARY SERVITUDE	31	M																		
		F																		
TOTAL BY SEX		M				2	4		6	10										
		F				2	1	1	4											
GRAND TOTAL						4	5	1	10	10										

RETURN A - MONTHLY RETURN OF OFFENSES KNOWN TO POLICE

(1) Classification of Offense	(2) Offenses Reported	(3) Unfounded Offenses	(4) Actual Offenses	(5) Offenses Cleared	(6) Juveniles Only
CRIMINAL HOMICIDE					
MURDER/NONNEG MANSLAUGHTER					
MANSLAUGHTER BY NEGLIGENCE					
TOTAL					
RAPE					
RAPE	4		4	3	
ATTEMPTS TO COMMIT RAPE	1		1		
TOTAL	5		5	3	
ROBBERY					
FIREARM	1		1		
KNIFE/CUTTING INSTRUMENT					
OTHER DANGEROUS WEAPON					
STRONG-ARM (HANDS, FISTS)	3		3	2	
TOTAL	4		4	2	
ASSAULT					
FIREARM	1		1	1	
KNIFE OR CUTTING INSTRUMENT	1		1	1	
OTHER DANGEROUS WEAPON	4		4	4	1
HANDS, FIST, FEET, AGGRAVATED	4		4	2	
OTHER ASSAULTS - SIMPLE	100	4	96	81	10
TOTAL	110	4	106	89	11
BURGLARY					
FORCIBLE ENTRY	7		7	3	
UNLAWFUL ENTRY - NO FORCE	11		11	2	
ATTEMPTED FORCIBLE ENTRY					
TOTAL	18		18	5	
LARCENY-THEFT					
THEFT (EX MOTOR VEHICLE)	151	12	139	33	1
TOTAL	151	12	139	33	1
MOTOR VEHICLE THEFT					
AUTOS	7	1	6	3	
TRUCKS AND BUSES	4		4		
OTHER VEHICLES	1		1	1	
TOTAL	12	1	11	4	
GRAND TOTAL	300	17	283	136	12

PROPERTY STOLEN BY CLASSIFICATION

CLASSIFICATION OF OFFENSES	NUMBER ACTUAL OFFENSES	VALUE OF PROPERTY STOLEN
MURDER/NONNEG MANSLAUGHTER		
RAPE	5	
ROBBERY		
HIGHWAY (STREET, ALLEYS, ETC.)		
COMMERCIAL HOUSE		
GAS OR SERVICE STATION		
CONVENIENCE STORE		
RESIDENCE	2	\$ 500
BANK		
MISCELLANEOUS	2	\$ 1,050
TOTAL ROBBERY	4	\$ 1,550
BURGLARY		
RESIDENCE (DWELLING)		
NIGHT (6PM-6AM)	1	\$ 1,000
DAY (6AM-6PM)	4	\$ 1,400
UNKNOWN	2	\$ 900
NON-RESIDENCE (STORE ETC.)		
NIGHT (6PM-6AM)	5	\$ 7,131
DAY (6AM-6PM)	3	\$ 3,666
UNKNOWN	3	\$ 1,770
TOTAL BURGLARY	18	\$ 15,867
LARCENY-THEFT		
\$200 AND OVER	74	\$ 97,248
\$50 TO \$200	39	\$ 3,636
UNDER \$50	26	\$ 431
TOTAL	139	\$ 101,315
6X. NATURE OF LARCENIES UNDER ITEM 6		
POCKET-PICKING		
PURSE-SNATCHING	1	\$ 900
SHOPLIFTING	13	\$ 1,156
FROM MOTOR VEHICLE	23	\$ 12,088
MOTOR VEHICLE PARTS & ACCESSORIES	1	\$ 50
BICYCLES	38	\$ 13,444
FROM BUILDING(EX C&H)	28	\$ 48,613
FROM COIN-OP MACHINES		
ALL OTHER	35	\$ 25,064
TOTAL LARCENY	139	\$ 101,315
MOTOR VEHICLE THEFT	11	\$ 2,500
STOLEN & RECOVERED LOCALLY	8	
STOLEN LOCALLY & RECOVERED OTHER		
TOTAL STOLEN OTHER & RECOVERED LOCAL	8	
STOLEN IN OTHER JURIS & RECOVERED LOCALLY		
TOTAL MOTOR VEHICLE THEFT	11	\$ 2,500
GRAND TOTAL	177	\$ 121,232

PROPERTY BY TYPE AND VALUE

Type of Property (1)	Monetary Value of Property Stolen in Your Jurisdiction	
	STOLEN (2)	RECOVERED (3)
CURRENCY, NOTES, ETC.	\$ 33,687	
JEWELRY & PRECIOUS METALS	\$ 13,080	\$ 40
CLOTHING AND FURS	\$ 328	
LOCALLY STOLEN MOTOR VEHICLE	\$ 2,500	\$ 2,500
OFFICE EQUIPMENT	\$ 7,251	\$ 2,551
TV, RADIOS, CAMERAS, ETC.	\$ 650	
FIREARMS	\$ 8,509	\$ 2,100
HOUSEHOLD GOODS	\$ 265	\$ 200
CONSUMABLE GOODS	\$ 815	
LIVESTOCK		
MISCELLANEOUS	\$ 54,147	\$ 10,221
GRAND TOTAL	\$ 121,232	\$ 17,612

LAW ENFORCEMENT OFFICERS KILLED OR ASSAULTED

Type of activity	Total assaults by weapon	Type of Weapon				Type of Assignment						Officer assaults cleared	
		Firearm	Knife or other cutting instrument	Other dangerous weapon	Hands, fists, feet, etc.	Two-officer vehicle	One-officer vehicle		Detective or special assign.		Other		
							Alone	Asst	Alone	Ast	Alone		Asst
A	B	C	D	E	F	G	H	I	J	K	L	M	
1. Responding to disturbance calls (family quarrels, person with firearm, etc.)													
2. Burglaries in progress or pursuing burglary suspects													
3. Robberies in progress or pursuing robbery suspects													
4. Attempting other arrests	3				3		2				1		3
5. Civil disorder (riot, mass disobedience, etc.)													
6. Handling, transporting, custody of prisoners	4				4	1	2				1		3
7. Investigating suspicious persons or circumstances	1	1									1		1
8. Ambush – no warning													
9. Mentally deranged													
10. Traffic pursuits and stops													
11. All other	2				2		2						2
12. TOTAL (1-11)	10	1			9		1	6			2	1	9
13. Number with person injury	5				5								
14. Number without personal injury	5	1			4								

15. Time of assaults	12 AM	2 AM	4 AM	6 AM	8 AM	10 AM	NOON	2 PM	4 PM	6 PM	8 PM	10 PM	UNK
		1	1			1	1	1	3		2		

AGE, SEX AND RACE OF PERSONS ARRESTED
18 Years of age and over

CLASSIFICATIONS OF OFFENSES	UCR	SEX	AGE													TOT	RACE							
			18	19	20	21	22	23	24	25-29	30-34	35-39	40-44	45-49	50-54		55-59	60-64	65 OV	WHT	BLK	IND	ASN	PAC
MURDER/NONNEG MANSLAUGHTER	01A	M																						
		F																						
MANSLAUGHTER BY NEGLIGENCE	01B	M																						
		F																						
RAPE	02	M										1						1	1	3	3			
		F																						
ROBBERY	03	M							1											1	1			
		F																						
AGGRAVATED ASSAULT	04	M							1		1			1					3	4		2		
		F		1						1		1							3					
BURGLARY	05	M							2	2									4	4				
		F																						
LARCENY	06	M	1				2	4	4	3	1	2				2		1	20	14		12	1	
		F		3					2		1		1						7					
MOTOR VEHICLE THEFT	07	M							1	2		1						4	3		2			
		F							1									1						
OTHER ASSAULTS	08	M				2		2	2	4	5	1	4	3	3	4		1	31	29	1	19		
		F		1	1		1			3	3		1	4	1	1	1	1	18					
ARSON	09	M																						
		F																						
FORGERY	10	M																						
		F																						
FRAUD	11	M							1										1	1				
		F																						
EMBEZZLEMENT	12	M																						
		F																						
STOLEN PROPERTY	13	M																						
		F																						
VANDALISM	14	M								1	1	1	1					4	5		2			
		F				1				1				1				3						
WEAPONS	15	M							1	1								2	2		1			
		F								1								1						
PROSTITUTION AND COMMERCIALIZED VICE	16	M																						
		F																						
PROSTITUTION	16a	M																						
		F																						

AGE, SEX AND RACE OF PERSONS ARRESTED
18 Years of age and over

CLASSIFICATIONS OF OFFENSES	UCR	SEX	AGE														TOT	RACE						
			18	19	20	21	22	23	24	25-29	30-34	35-39	40-44	45-49	50-54	55-59		60-64	65 OV	WHT	BLK	IND	ASN	PAC
ASSISTING OR PROMOTING PROSTITUTION	16b	M																						
		F																						
PURCHASING PROSTITUTION	16c	M																						
		F																						
SEX OFFENSES	17	M												1					2		3			
		F																						
DRUG/SALE/MAN	180	M													1					1				
		F																						
NARCOTICS	180a	M													1					1				
		F																						
MARIJUANA	180b	M																						
		F																						
SYNTHETIC NARC	180c	M																						
		F																						
OTHER/NON-NARC	180d	M																						
		F																						
DRUG/POSSESSION	185	M				1		2	1	3	1	3		1		1				13	12		5	
		F				1					2					1				4				
NARCOTICS	185e	M						1		1										2	4		1	
		F									2					1				3				
MARIJUANA	185f	M																						
		F																						
SYNTHETIC NARC	185g	M				1		1	1	2	1	3		1		1				11	8		4	
		F				1														1				
OTHER/NON-NARC	185h	M																						
		F																						
GAMBLING	19	M																						
		F																						
BOOKMAKING	19a	M																						
		F																						
NUMBERS	19b	M																						
		F																						
OTHER GAMBLING	19c	M																						
		F																						
FAMILY/CHILD	20	M																						
		F																						

AGE, SEX AND RACE OF PERSONS ARRESTED
18 Years of age and over

CLASSIFICATIONS OF OFFENSES	UCR	SEX	AGE													TOT	RACE							
			18	19	20	21	22	23	24	25-29	30-34	35-39	40-44	45-49	50-54		55-59	60-64	65 OV	WHT	BLK	IND	ASN	PAC
			DRIVING INFLUENCE	21	M	1			1	1		1	2	6	3			3	3	2			23	18
		F				1	1			1	2	2	1				1		9					
LIQUOR LAWS	22	M	3	2	1												1	1	8	5	1	4		
		F	2																2					
DRUNKENNESS	23	M																						
		F																						
DISORDERLY CONDUCT	24	M								1		2	2		1				6	4		7		
		F				1				2			1	1					5					
VAGRANCY	25	M																						
		F																						
ALL OTHER	26	M	2	1		3		8	4	13	4	9	13	4	6	5	2	2	76	67	2	37		
		F			1	4				9	5	4	2	3		1	1		30					
SUSPICION	27	M																						
		F																						
HUMAN TRAFFICKING/COMMERCIAL SEX ACTS	30	M																						
		F																						
HUMAN TRAFFICKING/INVOLUNTARY SERVITUDE	31	M																						
		F																						
TOTAL BY SEX		M	7	3	1	7	3	17	8	33	25	22	23	13	15	14	4	8	203	176	6	101	3	
		F	2	5	2	8	2			20	13	7	6	8	4	2	3	1	83					
GRAND TOTAL			9	8	3	15	5	17	8	53	38	29	29	21	19	16	7	9	286	176	6	101	3	

AGE, SEX AND RACE OF PERSONS ARRESTED
under 18 Years of age

CLASSIFICATIONS OF OFFENSES	UCR	SEX	AGE						TOT	RACE				
			Under 10	10-12	13-14	15	16	17		WHT	BLK	IND	ASN	PAC
			MURDER/NONNEG MANSLAUGHTER	01A	M									
		F												
MANSLAUGHTER BY NEGLIGENCE	01B	M												
		F												
RAPE	02	M												
		F												
ROBBERY	03	M												
		F												
AGGRAVATED ASSAULT	04	M												
		F												
BURGLARY	05	M												
		F												
LARCENY	06	M												
		F												
MOTOR VEHICLE THEFT	07	M												
		F												
OTHER ASSAULTS	08	M				1	2	1	4	1	1	4		
		F				1		1	2					
ARSON	09	M												
		F												
FORGERY	10	M												
		F												
FRAUD	11	M												
		F												
EMBEZZLEMENT	12	M												
		F												
STOLEN PROPERTY	13	M												
		F												
VANDALISM	14	M		2		1		1	4	2		3		
		F			1				1					
WEAPONS	15	M												
		F												
PROSTITUTION	16	M												
		F												
PROSTITUTION	16a	M												
		F												

AGE, SEX AND RACE OF PERSONS ARRESTED
under 18 Years of age

CLASSIFICATIONS OF OFFENSES	UCR	SEX	AGE						TOT	RACE				
			Under 10	10-12	13-14	15	16	17		WHT	BLK	IND	ASN	PAC
ASSISTING OR PROMOTING PROSTITUTION	16b	M												
		F												
PURCHASING PROSTITUTION	16c	M												
		F												
SEX OFFENSES	17	M				1			1			1		
		F												
DRUG/SALE/MAN	180	M												
		F												
NARCOTICS	180a	M												
		F												
MARIJUANA	180b	M												
		F												
SYNTHETIC NARC	180c	M												
		F												
OTHER/NON-NARC	180d	M												
		F												
DRUG/POSSESSION	185	M						2	2	2				
		F												
NARCOTICS	185e	M												
		F												
MARIJUANA	185f	M						2	2	2				
		F												
SYNTHETIC NARC	185g	M												
		F												
OTHER/NON-NARC	185h	M												
		F												
GAMBLING	19	M												
		F												
BOOKMAKING	19a	M												
		F												
NUMBERS	19b	M												
		F												
OTHER GAMBLING	19c	M												
		F												
FAMILY/CHILD	20	M												
		F												

AGE, SEX AND RACE OF PERSONS ARRESTED
under 18 Years of age

CLASSIFICATIONS OF OFFENSES	UCR	SEX	AGE						TOT	RACE									
			Under 10	10-12	13-14	15	16	17		WHT	BLK	IND	ASN	PAC					
			DRIVING INFLUENCE	21	M														
		F																	
LIQUOR LAWS	22	M				2		4	6	5		3							
		F				1	1		2										
DRUNKENNESS	23	M																	
		F																	
DISORDERLY CONDUCT	24	M																	
		F																	
VAGRANCY	25	M																	
		F																	
ALL OTHER	26	M											1						
		F						1	1										
SUSPICION	27	M																	
		F																	
CURFEW	28	M																	
		F																	
RUN-AWAYS	29	M																	
		F																	
HUMAN TRAFFICKING/COMMERCIAL SEX ACTS	30	M																	
		F																	
HUMAN TRAFFICKING/INVOLUNTARY SERVITUDE	31	M																	
		F																	
TOTAL BY SEX		M		2		5	2	8	17	10	1	12							
		F			1	2	2	1	6										
GRAND TOTAL				2	1	7	4	9	23	10	1	12							

RETURN A - MONTHLY RETURN OF OFFENSES KNOWN TO POLICE

(1) Classification of Offense	(2) Offenses Reported	(3) Unfounded Offenses	(4) Actual Offenses	(5) Offenses Cleared	(6) Juveniles Only
CRIMINAL HOMICIDE					
MURDER/NONNEG MANSLAUGHTER					
MANSLAUGHTER BY NEGLIGENCE					
TOTAL					
RAPE					
RAPE	1		1		
ATTEMPTS TO COMMIT RAPE					
TOTAL	1		1		
ROBBERY					
FIREARM					
KNIFE/CUTTING INSTRUMENT					
OTHER DANGEROUS WEAPON					
STRONG-ARM (HANDS, FISTS)					
TOTAL					
ASSAULT					
FIREARM					
KNIFE OR CUTTING INSTRUMENT					
OTHER DANGEROUS WEAPON					
HANDS, FIST, FEET, AGGRAVATED					
OTHER ASSAULTS - SIMPLE	1		1		
TOTAL	1		1		
BURGLARY					
FORCIBLE ENTRY					
UNLAWFUL ENTRY - NO FORCE					
ATTEMPTED FORCIBLE ENTRY					
TOTAL					
LARCENY-THEFT					
THEFT (EX MOTOR VEHICLE)	9	2	7		
TOTAL	9	2	7		
MOTOR VEHICLE THEFT					
AUTOS	1		1		
TRUCKS AND BUSES					
OTHER VEHICLES	1		1		
TOTAL	2		2		
GRAND TOTAL	13	2	11		

PROPERTY BY TYPE AND VALUE

Type of Property (1)	Monetary Value of Property Stolen in Your Jurisdiction	
	STOLEN (2)	RECOVERED (3)
CURRENCY, NOTES, ETC.	\$ 40	
JEWELRY & PRECIOUS METALS	\$ 879	
CLOTHING AND FURS		
LOCALLY STOLEN MOTOR VEHICLE	\$ 3,000	\$ 3,000
OFFICE EQUIPMENT		
TV, RADIOS, CAMERAS, ETC.		
FIREARMS		
HOUSEHOLD GOODS		
CONSUMABLE GOODS	\$ 164	
LIVESTOCK		
MISCELLANEOUS	\$ 5,700	
GRAND TOTAL	\$ 9,783	\$ 3,000

AGE, SEX AND RACE OF PERSONS ARRESTED
18 Years of age and over

CLASSIFICATIONS OF OFFENSES	UCR	SEX	AGE													TOT	RACE							
			18	19	20	21	22	23	24	25-29	30-34	35-39	40-44	45-49	50-54		55-59	60-64	65 OV	WHT	BLK	IND	ASN	PAC
MURDER/NONNEG MANSLAUGHTER	01A	M																						
		F																						
MANSLAUGHTER BY NEGLIGENCE	01B	M																						
		F																						
RAPE	02	M																						
		F																						
ROBBERY	03	M																						
		F																						
AGGRAVATED ASSAULT	04	M																						
		F																						
BURGLARY	05	M																						
		F																						
LARCENY	06	M																						
		F																						
MOTOR VEHICLE THEFT	07	M							1												1			
		F																						
OTHER ASSAULTS	08	M												1							1			
		F																						
ARSON	09	M																						
		F																						
FORGERY	10	M																						
		F																						
FRAUD	11	M																						
		F																						
EMBEZZLEMENT	12	M																						
		F																						
STOLEN PROPERTY	13	M																						
		F																						
VANDALISM	14	M																						
		F																						
WEAPONS	15	M																						
		F																						
PROSTITUTION AND COMMERCIALIZED VICE	16	M																						
		F																						
PROSTITUTION	16a	M																						
		F																						

AGE, SEX AND RACE OF PERSONS ARRESTED
18 Years of age and over

CLASSIFICATIONS OF OFFENSES	UCR	SEX	AGE														TOT	RACE						
			18	19	20	21	22	23	24	25-29	30-34	35-39	40-44	45-49	50-54	55-59		60-64	65 OV	WHT	BLK	IND	ASN	PAC
ASSISTING OR PROMOTING PROSTITUTION	16b	M																						
		F																						
PURCHASING PROSTITUTION	16c	M																						
		F																						
SEX OFFENSES	17	M																						
		F																						
DRUG/SALE/MAN	180	M																						
		F																						
NARCOTICS	180a	M																						
		F																						
MARIJUANA	180b	M																						
		F																						
SYNTHETIC NARC	180c	M																						
		F																						
OTHER/NON-NARC	180d	M																						
		F																						
DRUG/POSSESSION	185	M																						
		F																						
NARCOTICS	185e	M																						
		F																						
MARIJUANA	185f	M																						
		F																						
SYNTHETIC NARC	185g	M																						
		F																						
OTHER/NON-NARC	185h	M																						
		F																						
GAMBLING	19	M																						
		F																						
BOOKMAKING	19a	M																						
		F																						
NUMBERS	19b	M																						
		F																						
OTHER GAMBLING	19c	M																						
		F																						
FAMILY/CHILD	20	M																						
		F																						

AGE, SEX AND RACE OF PERSONS ARRESTED
18 Years of age and over

CLASSIFICATIONS OF OFFENSES	UCR	SEX	AGE														TOT	RACE							
			18	19	20	21	22	23	24	25-29	30-34	35-39	40-44	45-49	50-54	55-59		60-64	65 OV	WHT	BLK	IND	ASN	PAC	
DRIVING INFLUENCE	21	M								1	1									2	1			1	
		F																							
LIQUOR LAWS	22	M																							
		F																							
DRUNKENNESS	23	M																							
		F																							
DISORDERLY CONDUCT	24	M																							
		F																							
VAGRANCY	25	M																							
		F																							
ALL OTHER	26	M													1	1				2	2				
		F																							
SUSPICION	27	M																							
		F																							
HUMAN TRAFFICKING/COMMERCIAL SEX ACTS	30	M																							
		F																							
HUMAN TRAFFICKING/INVOLUNTARY SERVITUDE	31	M																							
		F																							
TOTAL BY SEX		M							2	1		2		1	1				7	6			1		
		F																							
GRAND TOTAL									2	1		2		1	1			7	6			1			

RETURN A - MONTHLY RETURN OF OFFENSES KNOWN TO POLICE

(1) Classification of Offense	(2) Offenses Reported	(3) Unfounded Offenses	(4) Actual Offenses	(5) Offenses Cleared	(6) Juveniles Only
CRIMINAL HOMICIDE					
MURDER/NONNEG MANSLAUGHTER					
MANSLAUGHTER BY NEGLIGENCE					
TOTAL					
RAPE					
RAPE	6	4	2	1	1
ATTEMPTS TO COMMIT RAPE					
TOTAL	6	4	2	1	1
ROBBERY					
FIREARM					
KNIFE/CUTTING INSTRUMENT					
OTHER DANGEROUS WEAPON					
STRONG-ARM (HANDS, FISTS)	2	1	1	1	
TOTAL	2	1	1	1	
ASSAULT					
FIREARM	3		3	3	
KNIFE OR CUTTING INSTRUMENT	3		3	2	1
OTHER DANGEROUS WEAPON	3		3	2	1
HANDS, FIST, FEET, AGGRAVATED	1		1	1	
OTHER ASSAULTS - SIMPLE	50		50	44	3
TOTAL	60		60	52	5
BURGLARY					
FORCIBLE ENTRY	1		1		
UNLAWFUL ENTRY - NO FORCE	7		7	15	13
ATTEMPTED FORCIBLE ENTRY	1		1	1	1
TOTAL	9		9	16	14
LARCENY-THEFT					
THEFT (EX MOTOR VEHICLE)	126	1	125	64	6
TOTAL	126	1	125	64	6
MOTOR VEHICLE THEFT					
AUTOS	8		8	5	
TRUCKS AND BUSES					
OTHER VEHICLES					
TOTAL	8		8	5	
GRAND TOTAL	211	6	205	139	26

PROPERTY STOLEN BY CLASSIFICATION

CLASSIFICATION OF OFFENSES	NUMBER ACTUAL OFFENSES	VALUE OF PROPERTY STOLEN
MURDER/NONNEG MANSLAUGHTER		
RAPE	2	
ROBBERY		
HIGHWAY (STREET, ALLEYS, ETC.)		
COMMERCIAL HOUSE		
GAS OR SERVICE STATION		
CONVENIENCE STORE	1	\$ 108
RESIDENCE		
BANK		
MISCELLANEOUS		
TOTAL ROBBERY	1	\$ 108
BURGLARY		
RESIDENCE (DWELLING)		
NIGHT (6PM-6AM)	1	
DAY (6AM-6PM)	1	
UNKNOWN	2	\$ 50,400
NON-RESIDENCE (STORE ETC.)		
NIGHT (6PM-6AM)	5	\$ 3,520
DAY (6AM-6PM)		
UNKNOWN		
TOTAL BURGLARY	9	\$ 53,920
LARCENY-THEFT		
\$200 AND OVER	46	\$ 38,485
\$50 TO \$200	49	\$ 5,199
UNDER \$50	30	\$ 884
TOTAL	125	\$ 44,568
6X. NATURE OF LARCENIES UNDER ITEM 6		
POCKET-PICKING		
PURSE-SNATCHING		
SHOPLIFTING	75	\$ 14,057
FROM MOTOR VEHICLE	12	\$ 3,644
MOTOR VEHICLE PARTS & ACCESSORIES	2	\$ 230
BICYCLES	11	\$ 2,820
FROM BUILDING(EX C&H)	18	\$ 20,455
FROM COIN-OP MACHINES	1	\$ 3
ALL OTHER	6	\$ 3,359
TOTAL LARCENY	125	\$ 44,568
MOTOR VEHICLE THEFT	8	\$ 36,728
STOLEN & RECOVERED LOCALLY	5	
STOLEN LOCALLY & RECOVERED OTHER	1	
TOTAL STOLEN OTHER & RECOVERED LOCAL	6	
STOLEN IN OTHER JURIS & RECOVERED LOCALLY		
TOTAL MOTOR VEHICLE THEFT	8	\$ 36,728
GRAND TOTAL	145	\$ 135,324

PROPERTY BY TYPE AND VALUE

Type of Property (1)	Monetary Value of Property Stolen in Your Jurisdiction	
	STOLEN (2)	RECOVERED (3)
CURRENCY, NOTES, ETC.	\$ 47,798	\$ 3
JEWELRY & PRECIOUS METALS	\$ 11,350	
CLOTHING AND FURS	\$ 4,696	\$ 2,125
LOCALLY STOLEN MOTOR VEHICLE	\$ 36,728	\$ 27,389
OFFICE EQUIPMENT		
TV, RADIOS, CAMERAS, ETC.	\$ 30	
FIREARMS	\$ 4,379	
HOUSEHOLD GOODS		
CONSUMABLE GOODS	\$ 3,259	\$ 1,371
LIVESTOCK	\$ 2,499	\$ 313
MISCELLANEOUS	\$ 24,585	\$ 3,913
GRAND TOTAL	\$ 135,324	\$ 35,114

LAW ENFORCEMENT OFFICERS KILLED OR ASSAULTED

Type of activity	Total assaults by weapon	Type of Weapon				Type of Assignment						Officer assaults cleared	
		Firearm	Knife or other cutting instrument	Other dangerous weapon	Hands, fists, feet, etc.	Two-officer vehicle	One-officer vehicle		Detective or special assign.		Other		
							Alone	Asst	Alone	Ast	Alone		Asst
A	B	C	D	E	F	G	H	I	J	K	L	M	
1. Responding to disturbance calls (family quarrels, person with firearm, etc.)													
2. Burglaries in progress or pursuing burglary suspects													
3. Robberies in progress or pursuing robbery suspects													
4. Attempting other arrests	4				4		1	3					3
5. Civil disorder (riot, mass disobedience, etc.)													
6. Handling, transporting, custody of prisoners													
7. Investigating suspicious persons or circumstances													
8. Ambush – no warning													
9. Mentally deranged													
10. Traffic pursuits and stops	1				1							1	1
11. All other	1				1		1						1
12. TOTAL (1-11)	6				6		2	3				1	5
13. Number with person injury	1				1								
14. Number without personal injury	5				5								

15. Time of assaults	12 AM	2 AM	4 AM	6 AM	8 AM	10 AM	NOON	2 PM	4 PM	6 PM	8 PM	10 PM	UNK
	1	2						1				2	

AGE, SEX AND RACE OF PERSONS ARRESTED
18 Years of age and over

CLASSIFICATIONS OF OFFENSES	UCR	SEX	AGE													TOT	RACE									
			18	19	20	21	22	23	24	25-29	30-34	35-39	40-44	45-49	50-54		55-59	60-64	65 OV	WHT	BLK	IND	ASN	PAC		
MURDER/NONNEG MANSLAUGHTER	01A	M																								
		F																								
MANSLAUGHTER BY NEGLIGENCE	01B	M																								
		F																								
RAPE	02	M																								
		F																								
ROBBERY	03	M																								
		F																								
AGGRAVATED ASSAULT	04	M	2							1	1					2										
		F																								
BURGLARY	05	M																								
		F																								
LARCENY	06	M	2	2						2	1	1				6	7	10	3			1			1	
		F		2							1	1				5	6	3	1	2	1					
MOTOR VEHICLE THEFT	07	M																								
		F	1																							
OTHER ASSAULTS	08	M																								
		F	1																							
ARSON	09	M																								
		F																								
FORGERY	10	M																								
		F																								
FRAUD	11	M																								
		F																								
EMBEZZLEMENT	12	M																								
		F																								
STOLEN PROPERTY	13	M																								
		F																								
VANDALISM	14	M																								
		F																								
WEAPONS	15	M																								
		F																								
PROSTITUTION AND COMMERCIALIZED VICE	16	M																								
		F																								
PROSTITUTION	16a	M																								
		F																								

AGE, SEX AND RACE OF PERSONS ARRESTED
18 Years of age and over

CLASSIFICATIONS OF OFFENSES	UCR	SEX	AGE													TOT	RACE							
			18	19	20	21	22	23	24	25-29	30-34	35-39	40-44	45-49	50-54		55-59	60-64	65 OV	WHT	BLK	IND	ASN	PAC
ASSISTING OR PROMOTING PROSTITUTION	16b	M																						
		F																						
PURCHASING PROSTITUTION	16c	M																						
		F																						
SEX OFFENSES	17	M																						
		F																						
DRUG/SALE/MAN	180	M				1			1	1		1								4	5			
		F									1									1				
NARCOTICS	180a	M							1			1								2	3			
		F									1									1				
MARIJUANA	180b	M																						
		F																						
SYNTHETIC NARC	180c	M									1									1	1			
		F																						
OTHER/NON-NARC	180d	M				1														1	1			
		F																						
DRUG/POSSESSION	185	M	3	2	2	1	1				1	1	1							12	15		3	
		F	1							1	1	1	1			1				6				
NARCOTICS	185e	M					1					1								2	4		2	
		F								1		1	1			1				4				
MARIJUANA	185f	M	3	2	1						1									7	7		1	
		F	1																	1				
SYNTHETIC NARC	185g	M				1														1	1			
		F																						
OTHER/NON-NARC	185h	M			1							1								2	3			
		F										1								1				
GAMBLING	19	M																						
		F																						
BOOKMAKING	19a	M																						
		F																						
NUMBERS	19b	M																						
		F																						
OTHER GAMBLING	19c	M																						
		F																						
FAMILY/CHILD	20	M																						
		F																						

AGE, SEX AND RACE OF PERSONS ARRESTED
18 Years of age and over

CLASSIFICATIONS OF OFFENSES	UCR	SEX	AGE													TOT	RACE							
			18	19	20	21	22	23	24	25-29	30-34	35-39	40-44	45-49	50-54		55-59	60-64	65 OV	WHT	BLK	IND	ASN	PAC
DRIVING INFLUENCE	21	M		1	1	1		2		4	3	2	2	1	3	1	1	2	24	44		4		
		F				1	2	1		4	2	2	1	3		5	1	2	24					
LIQUOR LAWS	22	M	2	2	1		1											6	8		6			
		F	3	2	3														8					
DRUNKENNESS	23	M														1		1	3			1		
		F									3								3					
DISORDERLY CONDUCT	24	M											1				1	2	2					
		F																						
VAGRANCY	25	M																						
		F																						
ALL OTHER	26	M		1	1	4				3	4	6	6	1	1	2	7	2	38	34	1	15	1	5
		F	1	2		1	1	1		4	4		2	1		1			18					
SUSPICION	27	M																						
		F																						
HUMAN TRAFFICKING/COMMERCIAL SEX ACTS	30	M																						
		F																						
HUMAN TRAFFICKING/INVOLUNTARY SERVITUDE	31	M																						
		F																						
TOTAL BY SEX		M	9	8	5	8	3	4	5	26	18	27	15	6	8	6	10	4	162	197	1	53	3	11
		F	7	6	3	3	3	3	3	15	17	16	5	11	2	6	1	2	103					
GRAND TOTAL			16	14	8	11	6	7	8	41	35	43	20	17	10	12	11	6	265	197	1	53	3	11

AGE, SEX AND RACE OF PERSONS ARRESTED
under 18 Years of age

CLASSIFICATIONS OF OFFENSES	UCR	SEX	AGE						TOT	RACE					
			Under 10	10-12	13-14	15	16	17		WHT	BLK	IND	ASN	PAC	
MURDER/NONNEG MANSLAUGHTER	01A	M													
		F													
MANSLAUGHTER BY NEGLIGENCE	01B	M													
		F													
RAPE	02	M			1				1	1					
		F													
ROBBERY	03	M													
		F													
AGGRAVATED ASSAULT	04	M				1	1		2	2					
		F													
BURGLARY	05	M			5	4	3	1	13	12		1	1		
		F					1		1						
LARCENY	06	M			3		2	1	6	5		1			
		F													
MOTOR VEHICLE THEFT	07	M													
		F													
OTHER ASSAULTS	08	M					2	1	3		1	1			1
		F													
ARSON	09	M													
		F													
FORGERY	10	M													
		F													
FRAUD	11	M													
		F													
EMBEZZLEMENT	12	M													
		F													
STOLEN PROPERTY	13	M													
		F													
VANDALISM	14	M			1	1			2	2					
		F													
WEAPONS	15	M													
		F													
PROSTITUTION	16	M													
		F													
PROSTITUTION	16a	M													
		F													

AGE, SEX AND RACE OF PERSONS ARRESTED
under 18 Years of age

CLASSIFICATIONS OF OFFENSES	UCR	SEX	AGE						TOT	RACE				
			Under 10	10-12	13-14	15	16	17		WHT	BLK	IND	ASN	PAC
ASSISTING OR PROMOTING PROSTITUTION	16b	M												
		F												
PURCHASING PROSTITUTION	16c	M												
		F												
SEX OFFENSES	17	M												
		F												
DRUG/SALE/MAN	180	M			1		1		2	2				
		F												
NARCOTICS	180a	M												
		F												
MARIJUANA	180b	M			1		1		2	2				
		F												
SYNTHETIC NARC	180c	M												
		F												
OTHER/NON-NARC	180d	M												
		F												
DRUG/POSSESSION	185	M			3	2	4		9	9	1	2		
		F			1	1	1		3					
NARCOTICS	185e	M												
		F												
MARIJUANA	185f	M			3	2	3		8	8	1	2		
		F			1	1	1		3					
SYNTHETIC NARC	185g	M					1		1	1				
		F												
OTHER/NON-NARC	185h	M												
		F												
GAMBLING	19	M												
		F												
BOOKMAKING	19a	M												
		F												
NUMBERS	19b	M												
		F												
OTHER GAMBLING	19c	M												
		F												
FAMILY/CHILD	20	M												
		F												

AGE, SEX AND RACE OF PERSONS ARRESTED
under 18 Years of age

CLASSIFICATIONS OF OFFENSES	UCR	SEX	AGE						TOT	RACE									
			Under 10	10-12	13-14	15	16	17		WHT	BLK	IND	ASN	PAC					
			DRIVING INFLUENCE	21	M														
		F																	
LIQUOR LAWS	22	M			1		2	2	5	7			1						
		F						3	3										
DRUNKENNESS	23	M																	
		F																	
DISORDERLY CONDUCT	24	M																	
		F																	
VAGRANCY	25	M																	
		F																	
ALL OTHER	26	M			4	2			6	6									
		F																	
SUSPICION	27	M																	
		F																	
CURFEW	28	M																	
		F																	
RUN-AWAYS	29	M																	
		F																	
HUMAN TRAFFICKING/COMMERCIAL SEX ACTS	30	M																	
		F																	
HUMAN TRAFFICKING/INVOLUNTARY SERVITUDE	31	M																	
		F																	
TOTAL BY SEX		M			19	10	15	5	49	46	2	6	1	1					
		F			1	1	2	3	7										
GRAND TOTAL					20	11	17	8	56	46	2	6	1	1					

HUMAN TRAFFICKING OFFENSES

(1) Human Trafficking Classification	(2) Offenses Reported	(3) Unfounded Offenses	(4) Actual Offenses	(5) Offenses Cleared	(6) Juveniles Only
Commercial Sex Acts	1		1		
Involuntary Servitude					
GRAND TOTAL	1		1		

RETURN A - MONTHLY RETURN OF OFFENSES KNOWN TO POLICE

(1) Classification of Offense	(2) Offenses Reported	(3) Unfounded Offenses	(4) Actual Offenses	(5) Offenses Cleared	(6) Juveniles Only
CRIMINAL HOMICIDE					
MURDER/NONNEG MANSLAUGHTER					
MANSLAUGHTER BY NEGLIGENCE					
TOTAL					
RAPE					
RAPE					
ATTEMPTS TO COMMIT RAPE					
TOTAL					
ROBBERY					
FIREARM	1		1	1	
KNIFE/CUTTING INSTRUMENT					
OTHER DANGEROUS WEAPON					
STRONG-ARM (HANDS, FISTS)					
TOTAL	1		1	1	
ASSAULT					
FIREARM					
KNIFE OR CUTTING INSTRUMENT	2		2	2	
OTHER DANGEROUS WEAPON	1		1	1	
HANDS, FIST, FEET, AGGRAVATED	3		3	2	
OTHER ASSAULTS - SIMPLE	71	2	69	57	
TOTAL	77	2	75	62	
BURGLARY					
FORCIBLE ENTRY	1		1		
UNLAWFUL ENTRY - NO FORCE	1		1		
ATTEMPTED FORCIBLE ENTRY					
TOTAL	2		2		
LARCENY-THEFT					
THEFT (EX MOTOR VEHICLE)	34		34	13	
TOTAL	34		34	13	
MOTOR VEHICLE THEFT					
AUTOS	1		1		
TRUCKS AND BUSES	1		1	1	
OTHER VEHICLES	1		1		
TOTAL	3		3	1	
GRAND TOTAL	117	2	115	77	

PROPERTY BY TYPE AND VALUE

Type of Property (1)	Monetary Value of Property Stolen in Your Jurisdiction	
	STOLEN (2)	RECOVERED (3)
CURRENCY, NOTES, ETC.	\$ 2,294	\$ 1,900
JEWELRY & PRECIOUS METALS	\$ 100	
CLOTHING AND FURS	\$ 1,200	
LOCALLY STOLEN MOTOR VEHICLE		
OFFICE EQUIPMENT		
TV, RADIOS, CAMERAS, ETC.	\$ 700	\$ 600
FIREARMS	\$ 200	
HOUSEHOLD GOODS		
CONSUMABLE GOODS		
LIVESTOCK		
MISCELLANEOUS	\$ 8,302	
GRAND TOTAL	\$ 12,796	\$ 2,500

AGE, SEX AND RACE OF PERSONS ARRESTED
18 Years of age and over

CLASSIFICATIONS OF OFFENSES	UCR	SEX	AGE													TOT	RACE							
			18	19	20	21	22	23	24	25-29	30-34	35-39	40-44	45-49	50-54		55-59	60-64	65 OV	WHT	BLK	IND	ASN	PAC
MURDER/NONNEG MANSLAUGHTER	01A	M																						
		F																						
MANSLAUGHTER BY NEGLIGENCE	01B	M																						
		F																						
RAPE	02	M																						
		F																						
ROBBERY	03	M																						
		F																						
AGGRAVATED ASSAULT	04	M								1	1		1						3	1	2			
		F																						
BURGLARY	05	M																						
		F																						
LARCENY	06	M					1		1	1		1							4	1		1	2	
		F																						
MOTOR VEHICLE THEFT	07	M							2										2	2				
		F																						
OTHER ASSAULTS	08	M			1		2		1	8	5	5	1		2	3	1		29	13	4	6	8	
		F											2						2					
ARSON	09	M																						
		F																						
FORGERY	10	M																						
		F																						
FRAUD	11	M																						
		F																						
EMBEZZLEMENT	12	M																						
		F																						
STOLEN PROPERTY	13	M																						
		F																						
VANDALISM	14	M																						
		F																						
WEAPONS	15	M					1	1		1									3	3				
		F																						
PROSTITUTION AND COMMERCIALIZED VICE	16	M																						
		F																						
PROSTITUTION	16a	M																						
		F																						

AGE, SEX AND RACE OF PERSONS ARRESTED
18 Years of age and over

CLASSIFICATIONS OF OFFENSES	UCR	SEX	AGE														TOT	RACE						
			18	19	20	21	22	23	24	25-29	30-34	35-39	40-44	45-49	50-54	55-59		60-64	65 OV	WHT	BLK	IND	ASN	PAC
ASSISTING OR PROMOTING PROSTITUTION	16b	M																						
		F																						
PURCHASING PROSTITUTION	16c	M																						
		F																						
SEX OFFENSES	17	M																						
		F																						
DRUG/SALE/MAN	180	M																						
		F																						
NARCOTICS	180a	M																						
		F																						
MARIJUANA	180b	M																						
		F																						
SYNTHETIC NARC	180c	M																						
		F																						
OTHER/NON-NARC	180d	M																						
		F																						
DRUG/POSSESSION	185	M																						
		F																						
NARCOTICS	185e	M																						
		F																						
MARIJUANA	185f	M																						
		F																						
SYNTHETIC NARC	185g	M																						
		F																						
OTHER/NON-NARC	185h	M																						
		F																						
GAMBLING	19	M																						
		F																						
BOOKMAKING	19a	M																						
		F																						
NUMBERS	19b	M																						
		F																						
OTHER GAMBLING	19c	M																						
		F																						
FAMILY/CHILD	20	M																						
		F																						

AGE, SEX AND RACE OF PERSONS ARRESTED
18 Years of age and over

CLASSIFICATIONS OF OFFENSES	UCR	SEX	AGE														TOT	RACE						
			18	19	20	21	22	23	24	25-29	30-34	35-39	40-44	45-49	50-54	55-59		60-64	65 OV	WHT	BLK	IND	ASN	PAC
			DRIVING INFLUENCE	21	M				1		2		4	5	5	3		2	3	3	1	1	30	27
		F								1		1			2				4					
LIQUOR LAWS	22	M								1	1		1						3	1	1		2	
		F			1														1					
DRUNKENNESS	23	M								3	2			1					6	2	1	1	2	
		F																						
DISORDERLY CONDUCT	24	M										1	1	2					4	3	1			
		F																						
VAGRANCY	25	M										1							1				1	
		F																						
ALL OTHER	26	M					1		5	8	6	5	4	1	2	2	2	2	38	26			8	7
		F									1		1		1				3					
SUSPICION	27	M																						
		F																						
HUMAN TRAFFICKING/COMMERCIAL SEX ACTS	30	M																						
		F																						
HUMAN TRAFFICKING/INVOLUNTARY SERVITUDE	31	M																						
		F																						
TOTAL BY SEX		M			1	1	3	4	7	28	26	17	13	4	7	8	4	3	126	81	10	20	25	
		F			1					1	1	1	3		3				10					
GRAND TOTAL					2	1	3	4	7	29	27	18	16	4	10	8	4	3	136	81	10	20	25	

AGE, SEX AND RACE OF PERSONS ARRESTED
under 18 Years of age

CLASSIFICATIONS OF OFFENSES	UCR	SEX	AGE							TOT	RACE				
			Under 10	10-12	13-14	15	16	17	WHT		BLK	IND	ASN	PAC	
MURDER/NONNEG MANSLAUGHTER	01A	M													
		F													
MANSLAUGHTER BY NEGLIGENCE	01B	M													
		F													
RAPE	02	M													
		F													
ROBBERY	03	M													
		F													
AGGRAVATED ASSAULT	04	M													
		F													
BURGLARY	05	M													
		F													
LARCENY	06	M													
		F													
MOTOR VEHICLE THEFT	07	M													
		F													
OTHER ASSAULTS	08	M						1	1	1					
		F													
ARSON	09	M													
		F													
FORGERY	10	M													
		F													
FRAUD	11	M													
		F													
EMBEZZLEMENT	12	M													
		F													
STOLEN PROPERTY	13	M													
		F													
VANDALISM	14	M													
		F													
WEAPONS	15	M													
		F													
PROSTITUTION	16	M													
		F													
PROSTITUTION	16a	M													
		F													

AGE, SEX AND RACE OF PERSONS ARRESTED
under 18 Years of age

CLASSIFICATIONS OF OFFENSES	UCR	SEX	AGE						TOT	RACE				
			Under 10	10-12	13-14	15	16	17		WHT	BLK	IND	ASN	PAC
ASSISTING OR PROMOTING PROSTITUTION	16b	M												
		F												
PURCHASING PROSTITUTION	16c	M												
		F												
SEX OFFENSES	17	M												
		F												
DRUG/SALE/MAN	180	M												
		F												
NARCOTICS	180a	M												
		F												
MARIJUANA	180b	M												
		F												
SYNTHETIC NARC	180c	M												
		F												
OTHER/NON-NARC	180d	M												
		F												
DRUG/POSSESSION	185	M												
		F												
NARCOTICS	185e	M												
		F												
MARIJUANA	185f	M												
		F												
SYNTHETIC NARC	185g	M												
		F												
OTHER/NON-NARC	185h	M												
		F												
GAMBLING	19	M												
		F												
BOOKMAKING	19a	M												
		F												
NUMBERS	19b	M												
		F												
OTHER GAMBLING	19c	M												
		F												
FAMILY/CHILD	20	M												
		F												

AGE, SEX AND RACE OF PERSONS ARRESTED
under 18 Years of age

CLASSIFICATIONS OF OFFENSES	UCR	SEX	AGE							TOT	RACE				
			Under 10	10-12	13-14	15	16	17	WHT		BLK	IND	ASN	PAC	
			DRIVING INFLUENCE	21	M						1		1	1	
		F													
LIQUOR LAWS	22	M													
		F													
DRUNKENNESS	23	M													
		F													
DISORDERLY CONDUCT	24	M													
		F													
VAGRANCY	25	M													
		F													
ALL OTHER	26	M													
		F													
SUSPICION	27	M													
		F													
CURFEW	28	M													
		F													
RUN-AWAYS	29	M													
		F													
HUMAN TRAFFICKING/COMMERCIAL SEX ACTS	30	M													
		F													
HUMAN TRAFFICKING/INVOLUNTARY SERVITUDE	31	M													
		F													
TOTAL BY SEX		M						1	1	2	2				
		F													
GRAND TOTAL								1	1	2	2				

RETURN A - MONTHLY RETURN OF OFFENSES KNOWN TO POLICE

(1) Classification of Offense	(2) Offenses Reported	(3) Unfounded Offenses	(4) Actual Offenses	(5) Offenses Cleared	(6) Juveniles Only
CRIMINAL HOMICIDE					
MURDER/NONNEG MANSLAUGHTER					
MANSLAUGHTER BY NEGLIGENCE					
TOTAL					
RAPE					
RAPE					
ATTEMPTS TO COMMIT RAPE					
TOTAL					
ROBBERY					
FIREARM					
KNIFE/CUTTING INSTRUMENT					
OTHER DANGEROUS WEAPON					
STRONG-ARM (HANDS, FISTS)					
TOTAL					
ASSAULT					
FIREARM					
KNIFE OR CUTTING INSTRUMENT					
OTHER DANGEROUS WEAPON					
HANDS, FIST, FEET, AGGRAVATED	1		1		
OTHER ASSAULTS - SIMPLE	4	2	2	2	
TOTAL	5	2	3	2	
BURGLARY					
FORCIBLE ENTRY	2		2		
UNLAWFUL ENTRY - NO FORCE	1		1		
ATTEMPTED FORCIBLE ENTRY					
TOTAL	3		3		
LARCENY-THEFT					
THEFT (EX MOTOR VEHICLE)	62		62	8	
TOTAL	62		62	8	
MOTOR VEHICLE THEFT					
AUTOS	5		5		
TRUCKS AND BUSES					
OTHER VEHICLES					
TOTAL	5		5		
GRAND TOTAL	75	2	73	10	

PROPERTY BY TYPE AND VALUE

Type of Property (1)	Monetary Value of Property Stolen in Your Jurisdiction	
	STOLEN (2)	RECOVERED (3)
CURRENCY, NOTES, ETC.	\$ 534	
JEWELRY & PRECIOUS METALS	\$ 120	
CLOTHING AND FURS	\$ 1,575	
LOCALLY STOLEN MOTOR VEHICLE	\$ 10,500	\$ 13,500
OFFICE EQUIPMENT	\$ 4,859	
TV, RADIOS, CAMERAS, ETC.	\$ 4,983	\$ 1,409
FIREARMS		
HOUSEHOLD GOODS	\$ 5	
CONSUMABLE GOODS	\$ 172	\$ 63
LIVESTOCK		
MISCELLANEOUS	\$ 14,071	\$ 2,270
GRAND TOTAL	\$ 36,819	\$ 17,242

AGE, SEX AND RACE OF PERSONS ARRESTED
18 Years of age and over

CLASSIFICATIONS OF OFFENSES	UCR	SEX	AGE													TOT	RACE							
			18	19	20	21	22	23	24	25-29	30-34	35-39	40-44	45-49	50-54		55-59	60-64	65 OV	WHT	BLK	IND	ASN	PAC
MURDER/NONNEG MANSLAUGHTER	01A	M																						
		F																						
MANSLAUGHTER BY NEGLIGENCE	01B	M																						
		F																						
RAPE	02	M																						
		F																						
ROBBERY	03	M																						
		F																						
AGGRAVATED ASSAULT	04	M																						
		F																						
BURGLARY	05	M																						
		F																						
LARCENY	06	M								2			2	1						5	3		2	
		F																						
MOTOR VEHICLE THEFT	07	M																						
		F																						
OTHER ASSAULTS	08	M											1							1			1	
		F																						
ARSON	09	M																						
		F																						
FORGERY	10	M																						
		F																						
FRAUD	11	M																						
		F																						
EMBEZZLEMENT	12	M																						
		F																						
STOLEN PROPERTY	13	M																						
		F																						
VANDALISM	14	M	1																	1	2			
		F									1									1				
WEAPONS	15	M																						
		F																						
PROSTITUTION AND COMMERCIALIZED VICE	16	M																						
		F																						
PROSTITUTION	16a	M																						
		F																						

AGE, SEX AND RACE OF PERSONS ARRESTED
18 Years of age and over

CLASSIFICATIONS OF OFFENSES	UCR	SEX	AGE														TOT	RACE						
			18	19	20	21	22	23	24	25-29	30-34	35-39	40-44	45-49	50-54	55-59		60-64	65 OV	WHT	BLK	IND	ASN	PAC
ASSISTING OR PROMOTING PROSTITUTION	16b	M																						
		F																						
PURCHASING PROSTITUTION	16c	M																						
		F																						
SEX OFFENSES	17	M																						
		F																						
DRUG/SALE/MAN	180	M	1																			1		
		F																						
NARCOTICS	180a	M																						
		F																						
MARIJUANA	180b	M																						
		F																						
SYNTHETIC NARC	180c	M	1																			1		
		F																						
OTHER/NON-NARC	180d	M																						
		F																						
DRUG/POSSESSION	185	M																						
		F																						
NARCOTICS	185e	M																						
		F																						
MARIJUANA	185f	M																						
		F																						
SYNTHETIC NARC	185g	M																						
		F																						
OTHER/NON-NARC	185h	M																						
		F																						
GAMBLING	19	M																						
		F																						
BOOKMAKING	19a	M																						
		F																						
NUMBERS	19b	M																						
		F																						
OTHER GAMBLING	19c	M																						
		F																						
FAMILY/CHILD	20	M																						
		F																						

AGE, SEX AND RACE OF PERSONS ARRESTED
18 Years of age and over

CLASSIFICATIONS OF OFFENSES	UCR	SEX	AGE													TOT	RACE									
			18	19	20	21	22	23	24	25-29	30-34	35-39	40-44	45-49	50-54		55-59	60-64	65 OV	WHT	BLK	IND	ASN	PAC		
DRIVING INFLUENCE	21	M			1	1														4	2			1	1	
		F																								
LIQUOR LAWS	22	M																								
		F																								
DRUNKENNESS	23	M																								
		F																								
DISORDERLY CONDUCT	24	M	1											1						2	1			1		
		F																								
VAGRANCY	25	M																								
		F																								
ALL OTHER	26	M									3	1	1	1		1	1			8	3	1		5		
		F														1				1						
SUSPICION	27	M																								
		F																								
HUMAN TRAFFICKING/COMMERCIAL SEX ACTS	30	M																								
		F																								
HUMAN TRAFFICKING/INVOLUNTARY SERVITUDE	31	M																								
		F																								
TOTAL BY SEX		M	3		1	1					5	1	4	4	1	1	1			22	12	1		10	1	
		F										1				1				2						
GRAND TOTAL			3		1	1					5	2	4	4	1	2	1		24	12	1		10	1		

RETURN A - MONTHLY RETURN OF OFFENSES KNOWN TO POLICE

(1) Classification of Offense	(2) Offenses Reported	(3) Unfounded Offenses	(4) Actual Offenses	(5) Offenses Cleared	(6) Juveniles Only
CRIMINAL HOMICIDE					
MURDER/NONNEG MANSLAUGHTER					
MANSLAUGHTER BY NEGLIGENCE					
TOTAL					
RAPE					
RAPE	3		3		
ATTEMPTS TO COMMIT RAPE					
TOTAL	3		3		
ROBBERY					
FIREARM					
KNIFE/CUTTING INSTRUMENT					
OTHER DANGEROUS WEAPON					
STRONG-ARM (HANDS, FISTS)					
TOTAL					
ASSAULT					
FIREARM					
KNIFE OR CUTTING INSTRUMENT					
OTHER DANGEROUS WEAPON					
HANDS, FIST, FEET, AGGRAVATED					
OTHER ASSAULTS - SIMPLE	10		10	9	
TOTAL	10		10	9	
BURGLARY					
FORCIBLE ENTRY	3		3		
UNLAWFUL ENTRY - NO FORCE					
ATTEMPTED FORCIBLE ENTRY					
TOTAL	3		3		
LARCENY-THEFT					
THEFT (EX MOTOR VEHICLE)	34		34	3	
TOTAL	34		34	3	
MOTOR VEHICLE THEFT					
AUTOS					
TRUCKS AND BUSES	3		3	1	
OTHER VEHICLES	3		3		
TOTAL	6		6	1	
GRAND TOTAL	56		56	13	

PROPERTY BY TYPE AND VALUE

Type of Property (1)	Monetary Value of Property Stolen in Your Jurisdiction	
	STOLEN (2)	RECOVERED (3)
CURRENCY, NOTES, ETC.	\$ 30	
JEWELRY & PRECIOUS METALS	\$ 250	
CLOTHING AND FURS	\$ 1,085	
LOCALLY STOLEN MOTOR VEHICLE	\$ 19,825	\$ 13,525
OFFICE EQUIPMENT	\$ 650	\$ 350
TV, RADIOS, CAMERAS, ETC.	\$ 20	
FIREARMS		
HOUSEHOLD GOODS		
CONSUMABLE GOODS	\$ 181	
LIVESTOCK		
MISCELLANEOUS	\$ 20,178	\$ 12,224
GRAND TOTAL	\$ 42,219	\$ 26,099

AGE, SEX AND RACE OF PERSONS ARRESTED
18 Years of age and over

CLASSIFICATIONS OF OFFENSES	UCR	SEX	AGE													TOT	RACE							
			18	19	20	21	22	23	24	25-29	30-34	35-39	40-44	45-49	50-54		55-59	60-64	65 OV	WHT	BLK	IND	ASN	PAC
MURDER/NONNEG MANSLAUGHTER	01A	M																						
		F																						
MANSLAUGHTER BY NEGLIGENCE	01B	M																						
		F																						
RAPE	02	M																						
		F																						
ROBBERY	03	M																						
		F																						
AGGRAVATED ASSAULT	04	M																						
		F																						
BURGLARY	05	M																						
		F																						
LARCENY	06	M								1			1							2	1		1	
		F																						
MOTOR VEHICLE THEFT	07	M													1				1	1				
		F																						
OTHER ASSAULTS	08	M	1			1			2	2				1					7	2	1	6		
		F								1	1								2					
ARSON	09	M																						
		F																						
FORGERY	10	M																						
		F																						
FRAUD	11	M																						
		F																						
EMBEZZLEMENT	12	M																1	1		1			
		F																						
STOLEN PROPERTY	13	M																						
		F																						
VANDALISM	14	M																						
		F																						
WEAPONS	15	M																						
		F																						
PROSTITUTION AND COMMERCIALIZED VICE	16	M																						
		F																						
PROSTITUTION	16a	M																						
		F																						

AGE, SEX AND RACE OF PERSONS ARRESTED
18 Years of age and over

CLASSIFICATIONS OF OFFENSES	UCR	SEX	AGE														TOT	RACE						
			18	19	20	21	22	23	24	25-29	30-34	35-39	40-44	45-49	50-54	55-59		60-64	65 OV	WHT	BLK	IND	ASN	PAC
ASSISTING OR PROMOTING PROSTITUTION	16b	M																						
		F																						
PURCHASING PROSTITUTION	16c	M																						
		F																						
SEX OFFENSES	17	M																						
		F																						
DRUG/SALE/MAN	180	M			1																1			
		F																						
NARCOTICS	180a	M																						
		F																						
MARIJUANA	180b	M																						
		F																						
SYNTHETIC NARC	180c	M																						
		F																						
OTHER/NON-NARC	180d	M			1																1			
		F																						
DRUG/POSSESSION	185	M								1											1			
		F																						
NARCOTICS	185e	M																						
		F																						
MARIJUANA	185f	M																						
		F																						
SYNTHETIC NARC	185g	M								1											1			
		F																						
OTHER/NON-NARC	185h	M																						
		F																						
GAMBLING	19	M																						
		F																						
BOOKMAKING	19a	M																						
		F																						
NUMBERS	19b	M																						
		F																						
OTHER GAMBLING	19c	M																						
		F																						
FAMILY/CHILD	20	M																						
		F																						

AGE, SEX AND RACE OF PERSONS ARRESTED
18 Years of age and over

CLASSIFICATIONS OF OFFENSES	UCR	SEX	AGE														TOT	RACE						
			18	19	20	21	22	23	24	25-29	30-34	35-39	40-44	45-49	50-54	55-59		60-64	65 OV	WHT	BLK	IND	ASN	PAC
DRIVING INFLUENCE	21	M				1	1		1	4	2	2	1			1			13	14	2	3		
		F		1			1		1	1	1								6					
LIQUOR LAWS	22	M			1														1			7		
		F	1	3	2														6					
DRUNKENNESS	23	M																						
		F																						
DISORDERLY CONDUCT	24	M					1					1							2	1	1			
		F																						
VAGRANCY	25	M																						
		F																						
ALL OTHER	26	M	1	1		1				6	1		4	3	3	2	3	1	26	16		13	1	
		F	2											1	1				4					
SUSPICION	27	M																						
		F																						
HUMAN TRAFFICKING/COMMERCIAL SEX ACTS	30	M																						
		F																						
HUMAN TRAFFICKING/INVOLUNTARY SERVITUDE	31	M																						
		F																						
TOTAL BY SEX		M	2	1	2	3	2		3	14	3	3	7	3	4	3	4	1	55	37	5	30	1	
		F	3	4	2		1		1	2	2	1		1	1				18					
GRAND TOTAL			5	5	4	3	3		4	16	5	4	7	4	5	3	4	1	73	37	5	30	1	

AGE, SEX AND RACE OF PERSONS ARRESTED
under 18 Years of age

CLASSIFICATIONS OF OFFENSES	UCR	SEX	AGE						TOT	RACE				
			Under 10	10-12	13-14	15	16	17		WHT	BLK	IND	ASN	PAC
MURDER/NONNEG MANSLAUGHTER	01A	M												
		F												
MANSLAUGHTER BY NEGLIGENCE	01B	M												
		F												
RAPE	02	M												
		F												
ROBBERY	03	M												
		F												
AGGRAVATED ASSAULT	04	M												
		F												
BURGLARY	05	M												
		F												
LARCENY	06	M												
		F												
MOTOR VEHICLE THEFT	07	M												
		F												
OTHER ASSAULTS	08	M												
		F												
ARSON	09	M												
		F												
FORGERY	10	M												
		F												
FRAUD	11	M												
		F												
EMBEZZLEMENT	12	M												
		F												
STOLEN PROPERTY	13	M												
		F												
VANDALISM	14	M												
		F												
WEAPONS	15	M												
		F												
PROSTITUTION	16	M												
		F												
PROSTITUTION	16a	M												
		F												

AGE, SEX AND RACE OF PERSONS ARRESTED
under 18 Years of age

CLASSIFICATIONS OF OFFENSES	UCR	SEX	AGE						TOT	RACE				
			Under 10	10-12	13-14	15	16	17		WHT	BLK	IND	ASN	PAC
ASSISTING OR PROMOTING PROSTITUTION	16b	M												
		F												
PURCHASING PROSTITUTION	16c	M												
		F												
SEX OFFENSES	17	M												
		F												
DRUG/SALE/MAN	180	M												
		F												
NARCOTICS	180a	M												
		F												
MARIJUANA	180b	M												
		F												
SYNTHETIC NARC	180c	M												
		F												
OTHER/NON-NARC	180d	M												
		F												
DRUG/POSSESSION	185	M												
		F												
NARCOTICS	185e	M												
		F												
MARIJUANA	185f	M												
		F												
SYNTHETIC NARC	185g	M												
		F												
OTHER/NON-NARC	185h	M												
		F												
GAMBLING	19	M												
		F												
BOOKMAKING	19a	M												
		F												
NUMBERS	19b	M												
		F												
OTHER GAMBLING	19c	M												
		F												
FAMILY/CHILD	20	M												
		F												

AGE, SEX AND RACE OF PERSONS ARRESTED
under 18 Years of age

CLASSIFICATIONS OF OFFENSES	UCR	SEX	AGE						TOT	RACE									
			Under 10	10-12	13-14	15	16	17		WHT	BLK	IND	ASN	PAC					
			DRIVING INFLUENCE	21	M														
		F																	
LIQUOR LAWS	22	M								1									
		F						1	1										
DRUNKENNESS	23	M																	
		F																	
DISORDERLY CONDUCT	24	M																	
		F																	
VAGRANCY	25	M																	
		F																	
ALL OTHER	26	M																	
		F																	
SUSPICION	27	M																	
		F																	
CURFEW	28	M																	
		F																	
RUN-AWAYS	29	M																	
		F																	
HUMAN TRAFFICKING/COMMERCIAL SEX ACTS	30	M																	
		F																	
HUMAN TRAFFICKING/INVOLUNTARY SERVITUDE	31	M																	
		F																	
TOTAL BY SEX		M								1									
		F						1	1										
GRAND TOTAL								1	1	1									

RETURN A - MONTHLY RETURN OF OFFENSES KNOWN TO POLICE

(1) Classification of Offense	(2) Offenses Reported	(3) Unfounded Offenses	(4) Actual Offenses	(5) Offenses Cleared	(6) Juveniles Only
CRIMINAL HOMICIDE					
MURDER/NONNEG MANSLAUGHTER					
MANSLAUGHTER BY NEGLIGENCE					
TOTAL					
RAPE					
RAPE					
ATTEMPTS TO COMMIT RAPE					
TOTAL					
ROBBERY					
FIREARM					
KNIFE/CUTTING INSTRUMENT					
OTHER DANGEROUS WEAPON					
STRONG-ARM (HANDS, FISTS)					
TOTAL					
ASSAULT					
FIREARM					
KNIFE OR CUTTING INSTRUMENT					
OTHER DANGEROUS WEAPON	2		2	2	
HANDS, FIST, FEET, AGGRAVATED	3		3	3	
OTHER ASSAULTS - SIMPLE	25	7	18	13	
TOTAL	30	7	23	18	
BURGLARY					
FORCIBLE ENTRY	2	1	1		
UNLAWFUL ENTRY - NO FORCE	2	1	1		
ATTEMPTED FORCIBLE ENTRY					
TOTAL	4	2	2		
LARCENY-THEFT					
THEFT (EX MOTOR VEHICLE)	40	6	34	4	1
TOTAL	40	6	34	4	1
MOTOR VEHICLE THEFT					
AUTOS	1		1	1	
TRUCKS AND BUSES	3	2	1		
OTHER VEHICLES	2		2	2	
TOTAL	6	2	4	3	
GRAND TOTAL	80	17	63	25	1

PROPERTY BY TYPE AND VALUE

Type of Property (1)	Monetary Value of Property Stolen in Your Jurisdiction	
	STOLEN (2)	RECOVERED (3)
CURRENCY, NOTES, ETC.	\$ 2,387	
JEWELRY & PRECIOUS METALS		
CLOTHING AND FURS	\$ 750	
LOCALLY STOLEN MOTOR VEHICLE	\$ 5,200	\$ 5,200
OFFICE EQUIPMENT	\$ 2,000	
TV, RADIOS, CAMERAS, ETC.	\$ 4,103	\$ 65
FIREARMS	\$ 200	
HOUSEHOLD GOODS	\$ 623	\$ 623
CONSUMABLE GOODS	\$ 926	
LIVESTOCK		
MISCELLANEOUS	\$ 6,339	\$ 3,250
GRAND TOTAL	\$ 22,528	\$ 9,138

LAW ENFORCEMENT OFFICERS KILLED OR ASSAULTED

Type of activity	Total assaults by weapon	Type of Weapon				Type of Assignment						Officer assaults cleared	
		Firearm	Knife or other cutting instrument	Other dangerous weapon	Hands, fists, feet, etc.	Two-officer vehicle	One-officer vehicle		Detective or special assign.		Other		
							Alone	Asst	Alone	Ast	Alone		Asst
A	B	C	D	E	F	G	H	I	J	K	L	M	
1. Responding to disturbance calls (family quarrels, person with firearm, etc.)	2				2		1	1					1
2. Burglaries in progress or pursuing burglary suspects													
3. Robberies in progress or pursuing robbery suspects													
4. Attempting other arrests													
5. Civil disorder (riot, mass disobedience, etc.)													
6. Handling, transporting, custody of prisoners													
7. Investigating suspicious persons or circumstances													
8. Ambush – no warning													
9. Mentally deranged													
10. Traffic pursuits and stops													
11. All other													
12. TOTAL (1-11)	2				2		1	1					1
13. Number with person injury	1				1								
14. Number without personal injury	1				1								

15. Time of assaults	12 AM	2 AM	4 AM	6 AM	8 AM	10 AM	NOON	2 PM	4 PM	6 PM	8 PM	10 PM	UNK
								1		1			

AGE, SEX AND RACE OF PERSONS ARRESTED
18 Years of age and over

CLASSIFICATIONS OF OFFENSES	UCR	SEX	AGE													TOT	RACE							
			18	19	20	21	22	23	24	25-29	30-34	35-39	40-44	45-49	50-54		55-59	60-64	65 OV	WHT	BLK	IND	ASN	PAC
MURDER/NONNEG MANSLAUGHTER	01A	M																						
		F																						
MANSLAUGHTER BY NEGLIGENCE	01B	M																						
		F																						
RAPE	02	M																						
		F																						
ROBBERY	03	M																						
		F																						
AGGRAVATED ASSAULT	04	M										1	1							2	3		1	
		F										1		1						2				
BURGLARY	05	M																						
		F																						
LARCENY	06	M									1									1	2			
		F				1														1				
MOTOR VEHICLE THEFT	07	M									1	2								3	3		1	
		F										1								1				
OTHER ASSAULTS	08	M									1	3	1		1			1	1	8	10		2	
		F										1	2			1				4				
ARSON	09	M																						
		F																						
FORGERY	10	M																						
		F																						
FRAUD	11	M																						
		F																						
EMBEZZLEMENT	12	M					1													1	1			
		F																						
STOLEN PROPERTY	13	M																						
		F																						
VANDALISM	14	M										3	1		1					5	4		1	
		F																						
WEAPONS	15	M													1					1	1			
		F																						
PROSTITUTION AND COMMERCIALIZED VICE	16	M																						
		F																						
PROSTITUTION	16a	M																						
		F																						

AGE, SEX AND RACE OF PERSONS ARRESTED
18 Years of age and over

CLASSIFICATIONS OF OFFENSES	UCR	SEX	AGE													TOT	RACE							
			18	19	20	21	22	23	24	25-29	30-34	35-39	40-44	45-49	50-54		55-59	60-64	65 OV	WHT	BLK	IND	ASN	PAC
ASSISTING OR PROMOTING PROSTITUTION	16b	M																						
		F																						
PURCHASING PROSTITUTION	16c	M																						
		F																						
SEX OFFENSES	17	M																						
		F																						
DRUG/SALE/MAN	180	M	1								1	1		1			1				5	5	1	1
		F				1					1											2		
NARCOTICS	180a	M															1				1	1		
		F																						
MARIJUANA	180b	M																						
		F																						
SYNTHETIC NARC	180c	M	1								1	1							1		4	4	1	1
		F				1					1											2		
OTHER/NON-NARC	180d	M																						
		F																						
DRUG/POSSESSION	185	M								1	2										3	5		1
		F									1		2									3		
NARCOTICS	185e	M																						
		F																						
MARIJUANA	185f	M																						
		F																						
SYNTHETIC NARC	185g	M								1	2										3	5		1
		F									1		2									3		
OTHER/NON-NARC	185h	M																						
		F																						
GAMBLING	19	M																						
		F																						
BOOKMAKING	19a	M																						
		F																						
NUMBERS	19b	M																						
		F																						
OTHER GAMBLING	19c	M																						
		F																						
FAMILY/CHILD	20	M										1	1								2	1		1
		F																						

AGE, SEX AND RACE OF PERSONS ARRESTED
18 Years of age and over

CLASSIFICATIONS OF OFFENSES	UCR	SEX	AGE														TOT	RACE								
			18	19	20	21	22	23	24	25-29	30-34	35-39	40-44	45-49	50-54	55-59		60-64	65 OV	WHT	BLK	IND	ASN	PAC		
			DRIVING INFLUENCE	21	M											1		2		2	2	2		1	10	10
		F											2	1		1					4					
LIQUOR LAWS	22	M																								
		F																								
DRUNKENNESS	23	M																								
		F																								
DISORDERLY CONDUCT	24	M											2	1		1		2			6	6				
		F																								
VAGRANCY	25	M																								
		F																								
ALL OTHER	26	M					6					1	10	15		6	3	1			42	41	2	10		
		F										2	4	1	4						11					
SUSPICION	27	M																								
		F																								
HUMAN TRAFFICKING/COMMERCIAL SEX ACTS	30	M																								
		F																								
HUMAN TRAFFICKING/INVOLUNTARY SERVITUDE	31	M																								
		F																								
TOTAL BY SEX		M	1				7		1	9	23	21	2	11	7	4	1	2		89	92	4	21			
		F				2				2	7	9	2	5	1					28						
GRAND TOTAL			1			2	7		1	11	30	30	4	16	8	4	1	2		117	92	4	21			

RETURN A - MONTHLY RETURN OF OFFENSES KNOWN TO POLICE

(1) Classification of Offense	(2) Offenses Reported	(3) Unfounded Offenses	(4) Actual Offenses	(5) Offenses Cleared	(6) Juveniles Only
CRIMINAL HOMICIDE					
MURDER/NONNEG MANSLAUGHTER	2	1	1	1	
MANSLAUGHTER BY NEGLIGENCE					
TOTAL	2	1	1	1	
RAPE					
RAPE	5		5	1	
ATTEMPTS TO COMMIT RAPE					
TOTAL	5		5	1	
ROBBERY					
FIREARM	2		2		
KNIFE/CUTTING INSTRUMENT	2		2	2	
OTHER DANGEROUS WEAPON	4		4	2	
STRONG-ARM (HANDS, FISTS)	6		6	1	
TOTAL	14		14	5	
ASSAULT					
FIREARM	4		4	3	
KNIFE OR CUTTING INSTRUMENT	7		7	6	1
OTHER DANGEROUS WEAPON	10		10	8	
HANDS, FIST, FEET, AGGRAVATED	7		7	4	
OTHER ASSAULTS - SIMPLE	130		130	69	5
TOTAL	158		158	90	6
BURGLARY					
FORCIBLE ENTRY	46		46	1	
UNLAWFUL ENTRY - NO FORCE	67		67	19	
ATTEMPTED FORCIBLE ENTRY	2		2	1	
TOTAL	115		115	21	
LARCENY-THEFT					
THEFT (EX MOTOR VEHICLE)	428	3	425	39	
TOTAL	428	3	425	39	
MOTOR VEHICLE THEFT					
AUTOS	21		21	1	
TRUCKS AND BUSES	14		14	1	
OTHER VEHICLES	5		5		
TOTAL	40		40	2	
GRAND TOTAL	762	4	758	159	6

PROPERTY STOLEN BY CLASSIFICATION

CLASSIFICATION OF OFFENSES	NUMBER ACTUAL OFFENSES	VALUE OF PROPERTY STOLEN
MURDER/NONNEG MANSLAUGHTER	1	
RAPE	5	
ROBBERY		
HIGHWAY (STREET, ALLEYS, ETC.)		
COMMERCIAL HOUSE	8	\$ 2,153
GAS OR SERVICE STATION	1	
CONVENIENCE STORE		
RESIDENCE	1	\$ 600
BANK		
MISCELLANEOUS	4	\$ 20,924
TOTAL ROBBERY	14	\$ 23,677
BURGLARY		
RESIDENCE (DWELLING)		
NIGHT (6PM-6AM)	12	\$ 34,174
DAY (6AM-6PM)	16	\$ 92,739
UNKNOWN		
NON-RESIDENCE (STORE ETC.)		
NIGHT (6PM-6AM)	30	\$ 92,694
DAY (6AM-6PM)	55	\$ 429,857
UNKNOWN	2	\$ 10,500
TOTAL BURGLARY	115	\$ 659,964
LARCENY-THEFT		
\$200 AND OVER	209	\$ 273,524
\$50 TO \$200	117	\$ 12,667
UNDER \$50	99	\$ 1,647
TOTAL	425	\$ 287,838
6X. NATURE OF LARCENIES UNDER ITEM 6		
POCKET-PICKING	4	\$ 4,506
PURSE-SNATCHING	1	\$ 300
SHOPLIFTING	213	\$ 49,147
FROM MOTOR VEHICLE	71	\$ 42,425
MOTOR VEHICLE PARTS & ACCESSORIES	32	\$ 38,954
BICYCLES	10	\$ 5,915
FROM BUILDING(EX C&H)	35	\$ 16,397
FROM COIN-OP MACHINES	2	\$ 20
ALL OTHER	57	\$ 130,174
TOTAL LARCENY	425	\$ 287,838
MOTOR VEHICLE THEFT	40	\$ 314,528
STOLEN & RECOVERED LOCALLY	7	
STOLEN LOCALLY & RECOVERED OTHER	10	
TOTAL STOLEN OTHER & RECOVERED LOCAL	17	
STOLEN IN OTHER JURIS & RECOVERED LOCALLY	14	
TOTAL MOTOR VEHICLE THEFT	40	\$ 314,528
GRAND TOTAL	601	\$ 1,286,007

PROPERTY BY TYPE AND VALUE

Type of Property (1)	Monetary Value of Property Stolen in Your Jurisdiction	
	STOLEN (2)	RECOVERED (3)
CURRENCY, NOTES, ETC.	\$ 28,389	\$ 851
JEWELRY & PRECIOUS METALS	\$ 214,559	\$ 2,484
CLOTHING AND FURS	\$ 23,314	\$ 6,869
LOCALLY STOLEN MOTOR VEHICLE	\$ 356,575	\$ 129,300
OFFICE EQUIPMENT	\$ 676	\$ 116
TV, RADIOS, CAMERAS, ETC.	\$ 19,728	\$ 7,123
FIREARMS	\$ 8,585	\$ 1,380
HOUSEHOLD GOODS	\$ 2,188	\$ 538
CONSUMABLE GOODS	\$ 4,851	\$ 3,756
LIVESTOCK		
MISCELLANEOUS	\$ 627,142	\$ 128,011
GRAND TOTAL	\$ 1,286,007	\$ 280,428

LAW ENFORCEMENT OFFICERS KILLED OR ASSAULTED

Type of activity	Total assaults by weapon	Type of Weapon				Type of Assignment						Officer assaults cleared	
		Firearm	Knife or other cutting instrument	Other dangerous weapon	Hands, fists, feet, etc.	Two-officer vehicle	One-officer vehicle		Detective or special assign.		Other		
							Alone	Asst	Alone	Ast	Alone		Asst
A	B	C	D	E	F	G	H	I	J	K	L	M	
1. Responding to disturbance calls (family quarrels, person with firearm, etc.)													
2. Burglaries in progress or pursuing burglary suspects													
3. Robberies in progress or pursuing robbery suspects													
4. Attempting other arrests	7				7		1	6					7
5. Civil disorder (riot, mass disobedience, etc.)													
6. Handling, transporting, custody of prisoners													
7. Investigating suspicious persons or circumstances													
8. Ambush – no warning													
9. Mentally deranged													
10. Traffic pursuits and stops	3			3				3					3
11. All other	2				2			2					2
12. TOTAL (1-11)	12			3	9		1	11					12
13. Number with person injury	1				1								
14. Number without personal injury	11			3	8								

15. Time of assaults	12 AM	2 AM	4 AM	6 AM	8 AM	10 AM	NOON	2 PM	4 PM	6 PM	8 PM	10 PM	UNK
	3				3	1	1		2		1	1	

AGE, SEX AND RACE OF PERSONS ARRESTED
18 Years of age and over

CLASSIFICATIONS OF OFFENSES	UCR	SEX	AGE													TOT	RACE									
			18	19	20	21	22	23	24	25-29	30-34	35-39	40-44	45-49	50-54		55-59	60-64	65 OV	WHT	BLK	IND	ASN	PAC		
MURDER/NONNEG MANSLAUGHTER	01A	M																			1	1				
		F																								
MANSLAUGHTER BY NEGLIGENCE	01B	M																								
		F																								
RAPE	02	M																								
		F																								
ROBBERY	03	M				1									1			1				3	3	1		
		F													1								1			
AGGRAVATED ASSAULT	04	M				1				2	2	1	2		1				1			10	9		1	1
		F												1									1			
BURGLARY	05	M									2	3										5	4	1	1	
		F							1														1			
LARCENY	06	M			3			2		5	11	8	2	1	1	1	1					35	52		4	
		F	1		1	1			1	6	5	4	2										21			
MOTOR VEHICLE THEFT	07	M					1				1	1				1	1					5	5		1	
		F							1														1			
OTHER ASSAULTS	08	M		2	1	1	4	1	2	3	8	9	3	2	2				3			41	47	2	4	1
		F			1				1	3	1	5	1	1									13			
ARSON	09	M																								
		F																								
FORGERY	10	M			1		1	1		3												6	5	1		
		F																								
FRAUD	11	M																					1			
		F								1													1			
EMBEZZLEMENT	12	M																								
		F																								
STOLEN PROPERTY	13	M																								
		F																								
VANDALISM	14	M	1					1	1	8	2	1										14	14	3	1	1
		F	1						1		1	1				1							5			
WEAPONS	15	M						1	4	4	3	1	1									14	14	1	1	
		F							1	1													2			
PROSTITUTION AND COMMERCIALIZED VICE	16	M																								
		F																								
PROSTITUTION	16a	M																								
		F																								

AGE, SEX AND RACE OF PERSONS ARRESTED
18 Years of age and over

CLASSIFICATIONS OF OFFENSES	UCR	SEX	AGE													TOT	RACE									
			18	19	20	21	22	23	24	25-29	30-34	35-39	40-44	45-49	50-54		55-59	60-64	65 OV	WHT	BLK	IND	ASN	PAC		
ASSISTING OR PROMOTING PROSTITUTION	16b	M																								
		F																								
PURCHASING PROSTITUTION	16c	M																								
		F																								
SEX OFFENSES	17	M																								
		F																								
DRUG/SALE/MAN	180	M	1						1		4	3	1	1		1		2			14	17			1	
		F							1	1	1		1								4					
NARCOTICS	180a	M																								
		F																								
MARIJUANA	180b	M						1		1	1		1					2			6	7				
		F						1												1						
SYNTHETIC NARC	180c	M	1							3	2	1				1				8	10			1		
		F								1	1		1							3						
OTHER/NON-NARC	180d	M																								
		F																								
DRUG/POSSESSION	185	M									5	7	4	1						1	18	21		2		
		F									2	1	1					1		5						
NARCOTICS	185e	M																								
		F																								
MARIJUANA	185f	M								5	7	4	1						1	18	21		2			
		F								2	1	1						1		5						
SYNTHETIC NARC	185g	M																								
		F																								
OTHER/NON-NARC	185h	M																								
		F																								
GAMBLING	19	M																								
		F																								
BOOKMAKING	19a	M																								
		F																								
NUMBERS	19b	M																								
		F																								
OTHER GAMBLING	19c	M																								
		F																								
FAMILY/CHILD	20	M																								
		F																								

AGE, SEX AND RACE OF PERSONS ARRESTED
18 Years of age and over

CLASSIFICATIONS OF OFFENSES	UCR	SEX	AGE														TOT	RACE						
			18	19	20	21	22	23	24	25-29	30-34	35-39	40-44	45-49	50-54	55-59		60-64	65 OV	WHT	BLK	IND	ASN	PAC
			DRIVING INFLUENCE	21	M		1	1	3		2	2	20	10	10	13		6	11	2	5	3	89	102
		F				3		1	2	4	5	7	5	3	4	5	1	1	41					
LIQUOR LAWS	22	M					1			1									2	2				
		F																						
DRUNKENNESS	23	M																						
		F																						
DISORDERLY CONDUCT	24	M			1		1			2	2	3							9	9		3		
		F								1		1		1					3					
VAGRANCY	25	M																						
		F																						
ALL OTHER	26	M	2	8	8	13	15	12	16	123	102	55	38	14	11	22	7	6	452	568	16	79	6	
		F			8	7	4	7	13	62	60	31	15	5	1	2	1	1	217					
SUSPICION	27	M																						
		F																						
HUMAN TRAFFICKING/COMMERCIAL SEX ACTS	30	M																						
		F																						
HUMAN TRAFFICKING/INVOLUNTARY SERVITUDE	31	M																						
		F																						
TOTAL BY SEX		M	4	11	15	19	22	21	22	180	154	101	61	24	29	26	15	14	718	874	33	115	12	
		F	2		10	11	4	9	19	83	74	52	23	11	6	8	2	2	316					
GRAND TOTAL			6	11	25	30	26	30	41	263	228	153	84	35	35	34	17	16	1034	874	33	115	12	

AGE, SEX AND RACE OF PERSONS ARRESTED
under 18 Years of age

CLASSIFICATIONS OF OFFENSES	UCR	SEX	AGE						TOT	RACE					
			Under 10	10-12	13-14	15	16	17		WHT	BLK	IND	ASN	PAC	
MURDER/NONNEG MANSLAUGHTER	01A	M													
		F													
MANSLAUGHTER BY NEGLIGENCE	01B	M													
		F													
RAPE	02	M													
		F													
ROBBERY	03	M													
		F													
AGGRAVATED ASSAULT	04	M			1				1	1					
		F													
BURGLARY	05	M													
		F													
LARCENY	06	M													
		F													
MOTOR VEHICLE THEFT	07	M													
		F													
OTHER ASSAULTS	08	M				1			1	2	3		1		
		F			1	1				2					
ARSON	09	M													
		F													
FORGERY	10	M													
		F													
FRAUD	11	M													
		F													
EMBEZZLEMENT	12	M													
		F													
STOLEN PROPERTY	13	M													
		F													
VANDALISM	14	M													
		F													
WEAPONS	15	M													
		F													
PROSTITUTION	16	M													
		F													
PROSTITUTION	16a	M													
		F													

AGE, SEX AND RACE OF PERSONS ARRESTED
under 18 Years of age

CLASSIFICATIONS OF OFFENSES	UCR	SEX	AGE						TOT	RACE				
			Under 10	10-12	13-14	15	16	17		WHT	BLK	IND	ASN	PAC
ASSISTING OR PROMOTING PROSTITUTION	16b	M												
		F												
PURCHASING PROSTITUTION	16c	M												
		F												
SEX OFFENSES	17	M												
		F												
DRUG/SALE/MAN	180	M												
		F												
NARCOTICS	180a	M												
		F												
MARIJUANA	180b	M												
		F												
SYNTHETIC NARC	180c	M												
		F												
OTHER/NON-NARC	180d	M												
		F												
DRUG/POSSESSION	185	M												
		F												
NARCOTICS	185e	M												
		F												
MARIJUANA	185f	M												
		F												
SYNTHETIC NARC	185g	M												
		F												
OTHER/NON-NARC	185h	M												
		F												
GAMBLING	19	M												
		F												
BOOKMAKING	19a	M												
		F												
NUMBERS	19b	M												
		F												
OTHER GAMBLING	19c	M												
		F												
FAMILY/CHILD	20	M												
		F												

AGE, SEX AND RACE OF PERSONS ARRESTED
under 18 Years of age

CLASSIFICATIONS OF OFFENSES	UCR	SEX	AGE							TOT	RACE									
			Under 10	10-12	13-14	15	16	17	WHT		BLK	IND	ASN	PAC						
			DRIVING INFLUENCE	21	M															
		F																		
LIQUOR LAWS	22	M																		
		F																		
DRUNKENNESS	23	M																		
		F																		
DISORDERLY CONDUCT	24	M																		
		F																		
VAGRANCY	25	M																		
		F																		
ALL OTHER	26	M			1			3	4	4			1							
		F						1	1											
SUSPICION	27	M																		
		F																		
CURFEW	28	M																		
		F																		
RUN-AWAYS	29	M																		
		F																		
HUMAN TRAFFICKING/COMMERCIAL SEX ACTS	30	M																		
		F																		
HUMAN TRAFFICKING/INVOLUNTARY SERVITUDE	31	M																		
		F																		
TOTAL BY SEX		M			2	1		4	7	8			2							
		F			1	1		1	3											
GRAND TOTAL					3	2		5	10	8			2							

MONTHLY RETURN OF ARSON OFFENSES KNOWN TO LAW ENFORCEMENT

1 PROPERTY CLASSIFICATION	2 Offenses Reported or Known to Police (Include Unfounded and attempts)	3 Unfounded, i.e. False or Baseless Complaints	4 Number of Actual Offenses (Column 2 Minus Column 3) (Include Attempts)	5 Total Offenses Cleared by Arrest or Exceptional Means (Include Column 6)	6 Number of Clearances Involving Only Persons Under 18 Years of Age	7 Offenses Where Structures Uninhabited, Abandoned, or not Normally in Use	8 Estimated Value of Property Damage
STRUCTURAL							
A. Single Occupancy Residential: Houses, Townhouses, Duplexes, etc.	1		1			1	\$75,500
B. Other Residential: Apartments, Tenements, Flats, Hotels, Motels, Inns, Dormitories, Boarding Houses, etc.	1		1				\$27,500
C. Storage: Barns, Garages, Warehouses, etc.	1		1				\$500
D. Industrial/Manufacturing:							
E. Other Commercial: Stores, Restaurants, Offices, etc.							
F. Community/Public: Churches, Jails, Schools, Colleges, Hospitals, etc.							
G. All Other Structure: Out Buildings, Monuments, Buildings Under Constructions, etc.							
TOTAL STRUCTURAL	3		3			1	\$103,500
MOBILE							
H. Motor Vehicles: Automobiles, Trucks, Buses, Motorcycles, etc. UCR Definition							
I. Other Mobile Property: Trailers, Recreational Vehicles, Airplanes, Boats, etc.							
TOTAL MOBILE							
OTHER							
J. TOTAL OTHER Crops, Timber, Fences, Signs, etc.	1		1				\$25,000
TOTAL OTHER	1		1				\$25,000
GRAND TOTAL	4		4			1	\$128,500

RETURN A - MONTHLY RETURN OF OFFENSES KNOWN TO POLICE

(1) Classification of Offense	(2) Offenses Reported	(3) Unfounded Offenses	(4) Actual Offenses	(5) Offenses Cleared	(6) Juveniles Only
CRIMINAL HOMICIDE					
MURDER/NONNEG MANSLAUGHTER					
MANSLAUGHTER BY NEGLIGENCE					
TOTAL					
RAPE					
RAPE	4	1	3	3	
ATTEMPTS TO COMMIT RAPE					
TOTAL	4	1	3	3	
ROBBERY					
FIREARM					
KNIFE/CUTTING INSTRUMENT					
OTHER DANGEROUS WEAPON					
STRONG-ARM (HANDS, FISTS)					
TOTAL					
ASSAULT					
FIREARM					
KNIFE OR CUTTING INSTRUMENT					
OTHER DANGEROUS WEAPON					
HANDS, FIST, FEET, AGGRAVATED					
OTHER ASSAULTS - SIMPLE	15		15	15	
TOTAL	15		15	15	
BURGLARY					
FORCIBLE ENTRY	1		1		
UNLAWFUL ENTRY - NO FORCE	4		4	2	
ATTEMPTED FORCIBLE ENTRY					
TOTAL	5		5	2	
LARCENY-THEFT					
THEFT (EX MOTOR VEHICLE)	12	1	11	6	
TOTAL	12	1	11	6	
MOTOR VEHICLE THEFT					
AUTOS	2		2	2	
TRUCKS AND BUSES					
OTHER VEHICLES					
TOTAL	2		2	2	
GRAND TOTAL	38	2	36	28	

PROPERTY BY TYPE AND VALUE

Type of Property (1)	Monetary Value of Property Stolen in Your Jurisdiction	
	STOLEN (2)	RECOVERED (3)
CURRENCY, NOTES, ETC.	\$ 17,750	
JEWELRY & PRECIOUS METALS		
CLOTHING AND FURS		
LOCALLY STOLEN MOTOR VEHICLE	\$ 20,000	\$ 20,000
OFFICE EQUIPMENT		
TV, RADIOS, CAMERAS, ETC.	\$ 300	
FIREARMS		
HOUSEHOLD GOODS		
CONSUMABLE GOODS	\$ 300	
LIVESTOCK		
MISCELLANEOUS	\$ 3,360	\$ 2,500
GRAND TOTAL	\$ 41,710	\$ 22,500

AGE, SEX AND RACE OF PERSONS ARRESTED
18 Years of age and over

CLASSIFICATIONS OF OFFENSES	UCR	SEX	AGE													TOT	RACE							
			18	19	20	21	22	23	24	25-29	30-34	35-39	40-44	45-49	50-54		55-59	60-64	65 OV	WHT	BLK	IND	ASN	PAC
MURDER/NONNEG MANSLAUGHTER	01A	M																						
		F																						
MANSLAUGHTER BY NEGLIGENCE	01B	M																						
		F																						
RAPE	02	M											1				1			2	1		1	
		F																						
ROBBERY	03	M																						
		F																						
AGGRAVATED ASSAULT	04	M																						
		F																						
BURGLARY	05	M								1		1								2	1		1	
		F																						
LARCENY	06	M								1		1	1							3	4		1	
		F										2								2				
MOTOR VEHICLE THEFT	07	M				1														1	2			
		F																	1	1				
OTHER ASSAULTS	08	M		1			1	1			3	3		1	2		1		13	10		5		
		F								1				1					2					
ARSON	09	M																						
		F																						
FORGERY	10	M																						
		F																						
FRAUD	11	M																						
		F																						
EMBEZZLEMENT	12	M																						
		F																						
STOLEN PROPERTY	13	M																						
		F																						
VANDALISM	14	M																						
		F																						
WEAPONS	15	M												1					1	1				
		F																						
PROSTITUTION AND COMMERCIALIZED VICE	16	M																						
		F																						
PROSTITUTION	16a	M																						
		F																						

AGE, SEX AND RACE OF PERSONS ARRESTED
18 Years of age and over

CLASSIFICATIONS OF OFFENSES	UCR	SEX	AGE													TOT	RACE								
			18	19	20	21	22	23	24	25-29	30-34	35-39	40-44	45-49	50-54		55-59	60-64	65 OV	WHT	BLK	IND	ASN	PAC	
ASSISTING OR PROMOTING PROSTITUTION	16b	M																							
		F																							
PURCHASING PROSTITUTION	16c	M																							
		F																							
SEX OFFENSES	17	M																							
		F																							
DRUG/SALE/MAN	180	M																							
		F																							
NARCOTICS	180a	M																							
		F																							
MARIJUANA	180b	M																							
		F																							
SYNTHETIC NARC	180c	M																							
		F																							
OTHER/NON-NARC	180d	M																							
		F																							
DRUG/POSSESSION	185	M																							
		F																							
NARCOTICS	185e	M																							
		F																							
MARIJUANA	185f	M																							
		F																							
SYNTHETIC NARC	185g	M																							
		F																							
OTHER/NON-NARC	185h	M																							
		F																							
GAMBLING	19	M																							
		F																							
BOOKMAKING	19a	M																							
		F																							
NUMBERS	19b	M																							
		F																							
OTHER GAMBLING	19c	M																							
		F																							
FAMILY/CHILD	20	M																							
		F																							

AGE, SEX AND RACE OF PERSONS ARRESTED
18 Years of age and over

CLASSIFICATIONS OF OFFENSES	UCR	SEX	AGE														TOT	RACE						
			18	19	20	21	22	23	24	25-29	30-34	35-39	40-44	45-49	50-54	55-59		60-64	65 OV	WHT	BLK	IND	ASN	PAC
			DRIVING INFLUENCE	21	M						2		1	1	1				1			1	7	10
		F												1	1	2			4					
LIQUOR LAWS	22	M																						
		F																						
DRUNKENNESS	23	M																						
		F																						
DISORDERLY CONDUCT	24	M								1									1			2		
		F												1					1					
VAGRANCY	25	M																						
		F																						
ALL OTHER	26	M			1			3	1	4	2			1		3			15	12		5		
		F								1					1				2					
SUSPICION	27	M																						
		F																						
HUMAN TRAFFICKING/COMMERCIAL SEX ACTS	30	M																						
		F																						
HUMAN TRAFFICKING/INVOLUNTARY SERVITUDE	31	M																						
		F																						
TOTAL BY SEX		M		1	1	1	1	6	1	8	6	6	2	3	3	4	1	1	45	41		16		
		F								1	1	2		3	1	3	1		12					
GRAND TOTAL				1	1	1	1	6	1	9	7	8	2	6	4	7	2	1	57	41		16		

Appendix: Offenses in Uniform Crime Reporting

The Uniform Crime Reporting (UCR) Program divides offenses into two groups, Part I and Part II crimes (offenses). Each month, participating law enforcement agencies submit information on the number of Part I offenses known to them; those offenses cleared by arrest or exceptional means; and the age, sex, and race of persons arrested for each of the offenses. Contributors provide only arrest data for Part II offenses.

The UCR Program collects data about Part I offenses in order to measure the level and scope of crime occurring throughout the Nation. The Program's founders chose these offenses because they are serious crimes, they occur with regularity in all areas of the country, and they are likely to be reported to police. Part I and Part II offenses are defined below.

Part I offenses:

Criminal homicide: a) Murder and non-negligent manslaughter: the willful (non-negligent) killing of one human being by another. Deaths caused by negligence, attempts to kill, assaults to kill, suicides, and accidental deaths are excluded. The Program classifies justifiable homicides separately and limits the definition to: (1) the killing of a felon by a law enforcement officer in the line of duty; or (2) the killing of a felon, during the commission of a felony, by a private citizen. b) Manslaughter by negligence: the killing of another person through gross negligence. Deaths of persons due to their own negligence, accidental deaths not resulting from gross negligence, and traffic fatalities are not included in the category Manslaughter by Negligence.

Rape (2013): Penetration, no matter how slight, of the vagina or anus with any body part or object, or oral penetration by a sex organ or another person, without consent of the victim. This definition includes either gender of victim or offender. This definition also includes instances in which the victim is incapable of giving consent because of temporary or permanent mental or physical incapacity (including due to the influence of drugs or alcohol) or because of age. Physical resistance is not required on the part of the victim to demonstrate lack of consent. Statutory offenses (no force used – victim under age of consent) are excluded.

Robbery: The taking or attempting to take anything of value from the care, custody, or control of a person or persons by force or threat of force or violence and/or by putting the victim in fear.

Aggravated assault: An unlawful attack by one person upon another for the purpose of inflicting severe or aggravated bodily injury. This type of assault usually is accompanied by the use of a weapon or by means likely to produce death or great bodily harm. Simple assaults are excluded.

Burglary (breaking or entering): The unlawful entry of a structure to commit a felony or a theft. Attempted forcible entry is included.

Larceny-theft (except motor vehicle theft): The unlawful taking, carrying, leading, or riding away of property from the possession or constructive possession of another. Examples are thefts of bicycles, motor vehicle parts and accessories, shoplifting, pocket-picking, or the stealing of any property or article that is not taken by force and violence or by fraud. Attempted larcenies are included. Embezzlement, confidence games, forgery, check fraud, etc., are excluded.

Motor vehicle theft: The theft or attempted theft of a motor vehicle. A motor vehicle is self-propelled and runs on land surface and not on rails. Motorboats, construction equipment, airplanes, and farming equipment are specifically excluded from this category.

Arson: Any willful or malicious burning or attempt to burn, with or without intent to defraud, a dwelling house, public building, motor vehicle or aircraft, personal property of another, etc.

Human Trafficking – Commercial Sex Acts (2013): Inducing a person by force, fraud, or coercion to participate in commercial sex acts, or in which the person induced to perform such act(s) has not attained 18 years of age.

Human trafficking – involuntary servitude (2013): The obtaining of a person(s) through recruitment, harboring, transportation, or provision, and subjecting such persons by force, fraud, or coercion into involuntary servitude, peonage, debt bondage, or slavery (not to include commercial sex acts).

Part II offenses:

Other assaults (simple): Assaults and attempted assaults which are not of an aggravated nature and do not result in serious in-jury to the victim. Stalking, intimidation, coercion, and hazing are included.

Forgery and counterfeiting: The altering, copying or imitating of something, without authority or right, with the intent to deceive or defraud by passing the copy or thing altered or imitated as that which is the original or genuine; or the selling, buying, or possession of an altered, copied, or imitated thing with the intent to deceive or defraud. Attempts are included.

Fraud: The intentional perversion of the truth for the purpose or including another person or other entity in reliance upon it to part with something of value or to surrender a legal right. Fraudulent conversion and obtaining money or property by false pre-tenses. Confidence games and bad checks, except forgeries and counterfeiting, are included.

Embezzlement: The unlawful misappropriation or misapplication by an offender to his/her own use or purpose of money, property, or some other thing of value entrusted to his/her care, custody, or control.

Stolen property (buying, receiving, possessing): Buying, receiving, possessing, selling, concealing, or transporting any property with the knowledge that it has been unlawfully taken, as by burglary, embezzlement, fraud, larceny, robbery, etc. Attempts are included.

Vandalism: To willfully or maliciously destroy, injure, disfigure, or deface any public or private property, real or personal, without the consent of the owner or person having custody or control by cutting, tearing, breaking, marking, painting, drawing, covering with filth, or any other such means as may be specified by local law. Attempts are included.

Weapons (carrying, possessing, etc.): The violation of laws or ordinances prohibiting the manufacture, sale purchase, transportation, possession, concealment, or use of firearms, cutting instruments, explosives, incendiary devices, or other deadly weapons. Attempts are included.

Prostitution and commercialized vice: The unlawful promotion of or participation in sexual activities for profit, including attempts.

Assisting and promoting prostitution (2013): Soliciting customers or transporting person for prostitution purposes, to own, manage, or operate a dwelling for the purpose of providing a place where prostitution is performed, or to otherwise assist or promote prostitution.

Purchasing prostitution (2013): Purchasing or trading anything of value for commercial sex acts.

Sex offenses (except rape, prostitution, and commercialized vice): Offenses against chastity, common decency, morals, and the like. Incest, indecent exposure, and statutory rape are included. Attempts are included.

Drug abuse violation: The violation of laws prohibiting the production, distribution, and/or use of certain controlled substances. The unlawful cultivation, manufacture, distribution, sale, purchase, use, possession, transportation, or importation of any controlled drug or narcotic substance. Arrests for violations of state and local laws, specifically those relating to the unlawful possession, sale, use, growing, manufacturing and making of narcotic drugs. The following drug categories are specified: opium or cocaine and their derivatives (morphine, hero-in, codeine); marijuana; synthetic narcotics – manufactured narcotics that can cause true addiction (demerol, methadone); and dangerous non-narcotic drugs (barbiturates, benzedrine).

Gambling: To unlawfully bet or wager money or something else of value; assist, promote, or operate a game of chance for money or some other stake; possess or transmit wagering information; manufacture, sell, purchase, possess, or transport gambling equipment, devices, or goods; or tamper with the outcome of a sporting event or contest to gain a gambling advantage.

Offenses against family and children: Unlawful nonviolent acts by a family member (or legal guardian) that threaten the physical, mental, or economic well-being or morals or another family member and are not classifiable as other offenses, such as Assault or Sex Offenses. Attempts are included.

Driving under the influence: Driving or operating a motor vehicle or common carrier while mentally or physically impaired as the result of consuming an alcoholic beverage or using a drug or narcotic.

Part II offenses, continued:

Liquor laws: The violation of state or local laws or ordinances prohibiting the manufacture, sale, purchase, transportation, possession, or use of alcoholic beverages, not including driving under the influence and drunkenness. Federal violations are excluded.

Drunkenness: To drink alcoholic beverages to the extent that one's mental faculties and physical coordination are substantially impaired. Driving under the influence is excluded.

Disorderly conduct: Any behavior that tends to disturb the public peace or decorum, scandalizes the community, or shock the public sense of morality.

Vagrancy: The violation of a court order, regulation, ordinance, or law requiring the withdrawal of persons from the streets or other specified areas; prohibiting persons from remaining in an area or place in an idle or aimless manner; or prohibiting persons from going from place to place without visible means of support.

All other offenses: All violations of state or local laws not specifically identified as Part I or Part II offenses, except traffic violations.

Suspicion: Arrested for no specific offense and released without formal charges being placed.

Curfew and loitering laws (persons under age 18): Violations by juveniles of local curfew or loitering ordinances.

Runaways (persons under age 18): Limited to juveniles taken into protective custody under the provisions of local statutes.