

ORION

ORNAMENTAL IRON, INC.

Iron Art™
by ORION

Wood Art™
by ORION

RETAIL PRICE LIST & ORDERING INFORMATION
Effective January 1, 2019



DRAPERY HARDWARE: DESIGN LUXURY, VALUE, BEAUTY.

PRODUCT CATEGORIES AND MATERIALS:	CATALOG PAGE	PRICE LIST PAGE	INFORMATION AND APPLICATIONS:
Contemporary Finials with Rods			
Italian	58	68	Modern styles in Polished Chrome, Brushed Nickel, Black Nickel, Oiled Bronze, Satin Copper, and Satin Gold metallic finishes.
Crystal Finials with Iron Rods			
Bohemia	62	70	Hand crafted faceted crystal-glass on iron.
Crystal Finials with Wood Poles			
Bohemia	68	71	Hand crafted faceted crystal-glass on wood.
Faux Bamboo Finials with Faux Bamboo Rods			
Tropical**	32	30	Iron rods, finials, etc. with look of faux bamboo in island paradise finishes.
Glass Finials with Iron/Italian Rods			
Eclectic***	18	12	Sleek, contemporary designs on iron rods.
Provence**	18	12	Hand blown art glass in designer colors.
Iron Finials with Iron Rods			
Iron Art	10	8	More than 100 finials of all styles and sizes.
Village Forge	17	11	Hand forged iron finials.
Rattan Finials with Iron Rods			
Eclectic***	18	12	Natural, summer look all year round.
Resin Finials with Wood Poles			
Design Art*			Elegant, custom hand-painted to order.
Rosina**	76	78	Finials for wood poles: 1 3/8", 2", 2 1/4" & 3" diameters.
Wood Finials with Wood Poles			
New York Wood	78	79	Transitional style finials for any decor.
Wood Craft**	74	75	Exotic hand carved finials, swag holders, etc.
WINDOW TREATMENT PRODUCTS:		SPECIAL APPLICATIONS:	
Cornices			
Renaissance	37	35	Cornice designs in lightweight aluminum.
Tuscany	38	36	Decorative iron cornices.
Crowns and Scrolls			
Mediterranean - Crowns	36	34	Decorative accents for arched or irregular shaped windows, over doors, beds, or artwork, or with scarves or swags.
Vienna - Iron Scrolls	36	35	
Roman Shades on Drapery Hardware			
Milano**	25	27	Decorative hardware for Roman shades.
Swing Arms			
	21	22	For French doors, or other places where drapes need to swing back from opening.

QUICK SHIP PROGRAM

Xpress YourWay - Our best selling Iron Art™, Bohemia and Italian Collection finials and rods, in an assortment of great finishes; your choice of next day or three business day shipping. See pages 6-7 for pricing.

CUSTOM PRODUCTS & CUSTOM FABRICATIONS

Our specialty and our pleasure! Please call for quotes. We're happy to be of service to meet your drapery hardware needs and help you solve those difficult problems!

ROD SYSTEMS:	CATALOG PAGE	PRICE LIST PAGE	SPECIAL APPLICATIONS:
Bendable Rods			
Burgundy	34	31	For: <ul style="list-style-type: none">• Curved Applications• Bay Windows• Special Corners• Arched Windows• Windows with Unusual Shapes
Iron Art	19	14	
Italian	58	68	
Tropical	32	30	
Bypass System			
Unique	24/61	26/69	Hand drawn system over support brackets.
Expandable Sets			
Oasis	24	26	Expandable rod, finial, bracket sets in iron from small to extra large (117"-154").
Faux Bamboo			
Tropical	32	30	Bendable iron rods, finials, etc. covered with faux bamboo for an “island” look.
Front Facing Finials			
3D Drapery Hardware	26	28	Finials are in front of the rod and can be manually adjusted to be above or below it.
3D Drapery Panels	30	29	Add stationary panels to 3D Drapery Hardware.
Hand Crafted Decorative Rods			
Burgundy	34	31	Rods incorporating vines, leaves, birds & decorative accents - Hand crafted.
Metal Plated Iron (Metallic Finishes)			
Italian	58	68	Sleek, modern designs in metallic finishes.
Traversing (Manual/Motorization)			
Deco Lite Traversing	50	55	Full technical support from Orion - and it’s easy to specify and easy to install. Available with radio frequency or infrared controls. Answer a few simple questions and you are ready for the latest in home automation.
Designers’ Choice Traversing Rods	44	44	
Design Art*			
Tuscany Cornices	38	36	
Tuscany Traversing	46	52	
Traversing with Somfy	52	58	
Thin Line Drapery Hardware			
Fina	25	27	For short, narrow spaces such as French doors, small windows, etc; café rod styles.
Traversing and Cord Drawn			
Deco Lite Traversing	50	55	Heavy duty traverse systems to meet all your design needs. Iron and wood fascia designs, rings, and motorization available.
Designers’ Choice Traversing Rods	44	44	
Design Art*			
Tuscany Cornices	38	36	
Tuscany Traversing	46	52	

Outdoor Hardware Available. Add 30% net upcharge. Please call for an estimate.

GENERAL ORDERING INFORMATION

1. We splice any iron rod or wood pole over 106" and any traversing rod over 102" to save on shipping charges using FedEx. Rods, poles or traversing not specified as one piece in the order will be spliced in the center, unless a splice location is otherwise noted. Anything over these lengths is shipped by truck, and final shipping charges are given when the order is shipped. Please note residential truck deliveries are restricted to 24' (288"). Packed boxes cannot exceed 108" in length. Additional Freight Surcharge, See page 82.
2. Wood poles are priced as per minimum section (4', 6', 8' & 12'). For example a 4' 8" pole will be charged at 6'.
3. Items priced per foot are rounded up or down at six inches; i.e., up to 5⁷/₈" is rounded down to the nearest foot, 6" and above are rounded up to the nearest foot.
4. Any wood or iron ring (except "C" Ring Product #330C) or bracket may be utilized interchangeably with iron rods or wood poles.
5. All wood and resin finials are attached to wood poles using a screw-in fitting, which is included.



Iron

3D Drapery Hardware (Finials in Front of Rod)	28
3D Drapery Panels (Finials and Stationary Panels in Front of Rod)	29
Accessories	13
Batons	25
Brackets	16
Bracket Guide	18
Burgundy Collection (Hand Crafted Decorative Rods)	31
Cornices, Decorative Scroll Work, and Valances	
Mediterranean Collection (Lightweight Decorative Crowns)	34
Renaissance Collection (Lightweight Decorative Cornices)	35
Tuscany Collection (Lightweight Decorative Metal Cornices)	36
Vienna Collection (Decorative Scrolls)	35
Decorative Brackets	17
Fina Collection (Thin Line Drapery Hardware)	27
Finials	
Bohemia Collection (Decorative Hand Crafted Faceted Crystal-Glass Finials)	70
Eclectic Collection (Glass & Rattan Finials, Discontinued)	12
Finials (Iron)	8
Italian Collection (Metal Plated Iron Drapery Hardware)	68
Provence Collection (Decorative Hand Blown Art Glass Finials, Available While Supplies Last)	12
Village Forge Collection (Hand Crafted Iron Finials)	11
Iron Art™ Finishes	4
Italian Collection (Metal Plated Iron Drapery Hardware)	68
Italian Collection Finishes	4
Milano Collection (Roman Shades on Drapery Hardware, Available While Supplies Last)	27
Oasis Collection (Expandable Sets)	26
Rings	20
Rods	14
Swing Arms	22
Tiebacks/Swag Holders	24
Tropical Collection (Faux Bamboo on Iron, Available While Supplies Last)	30
Unique Collection (Bypass System with "C" Rings)	26
Xpress Yourway (Orion's Quickship Program)	6

Manual and Motorized Traversing

Common Measurements / Pinch Pleat & RippleFold Guides	42
Deco Lite Traversing (Lightweight Embossed Metal Panels)	55
Deco Lite Traversing: Bracket Guide	57
Designers' Choice Traversing Rods (Iron & Wood Traversing Rods with Heavy Duty Hardware)	44
Installation Guides	38
Manual Traversing: Bracket Guide	50
Motorized Traversing: Bracket Guide	64
Motorized Traversing: Accessories	63
Traversing with Somfy Motorization	58
Tuscany Traversing Collection (Lightweight Embossed Metal Rods and Heavy Duty Hardware)	52
Iron Art and Wood Art Traversing Track Finishing Guide	40
Additional Master Carriers Sets	49
Tuscany and Deco Lite Traversing Fascia Designs	54
Order Forms	85
Promotional Items/Designer Product Case	80
Measurement Guidelines	91
FedEx/UPS Freight Charges, Summary of Charges and Upcharges	84
Terms of Sale	82



Wood and Resin

Accessories	77
Batons	78
Brackets	77
Finials	
Bohemia Collection on Wood (Decorative Hand Crafted Faceted Crystal-Glass Finials)	71
New York Wood Collection (Exclusive Hand-Painted Wood Finials)	79
Rosina Collection (Decorative Resin Finials, Available While Supplies Last)	78
Wood Craft Collection (Hand-Carved Finials, Available While Supplies Last)	75
Poles	75
Rings	77
Tiebacks/Swag Holders	78
Wood Art™ Finishes	4

Manual and Motorized Traversing

Common Measurements / Pinch Pleat & RippleFold Guides	42
Designers' Choice Traversing Poles (Wood Traversing Poles with Heavy Duty Hardware)	72
Installation Guides	38
Manual Traversing: Accessories	73
Manual Traversing: Bracket Guide	50
Motorized Traversing: Bracket Guide	64
Motorized Traversing: Accessories	63
Traversing with Somfy Motorization	58
Order Forms	85
Promotional Items/Designer Product Case	80
Measurement Guidelines	91
Summary of Charges and Upcharges	84
FedEx/UPS Freight Charges	84
Terms of Sale	82

Finishes: Ordering Information

1. Finishes are included in the product price. Please see catalog and price list for finish groups.
2. Please note that the finishes presented in catalog are lithographic reproductions of the actual finishes, and as such, may not accurately reflect the true depth and tone of our finishes. Please refer to the actual finish samples (Selector Set) before ordering.
3. Design and crackle will vary in Crackle Finish.
4. We can match most custom finishes, with a one-time strike-off charge of \$40.00 (net) per sample. All custom finishes need prior approval before production. For the order, please refer to the product price in the Custom Finish Group.
5. Iron Art™ and Wood Art™ finishes are also available as Semi or High Gloss. Please add a 20% upcharge.

Iron Art™ Finishes (Groups A, B, C, D): Pages 80 & 81 of Catalog

Grp	Finish Code	Finish Name	Sheen	Grp	Finish Code	Finish Name	Sheen	Grp	Finish Code	Finish Name	Sheen
A	09	Light Brown	Satin	B	15	Bronze Vecchio	Satin	C	26	Bronze Patina	Satin
A	14	Black	Satin	B	17	Burnt Silver	Satin	C	27	Cherry Gold	Satin
A	19	Brown	Satin	B	20	Antique White	Satin	C	28	Vecchio Patina	Satin
B	01	Old Black	Satin	B	32	Ivory	Satin	C	29	Golden Oak	Satin
B	02	Antique Bronze	Satin	B	33	Pure White	Satin	D	05	Autumn	Satin
B	03	Naturalle	Satin	B	34	Oil Rubbed Bronze	Satin	D	08	Imposter	Satin
B	04	Rusty	Satin	B	35	Metal Ore	Satin	D	21	Crackle	Satin
B	06	Antique Gold	Satin	C	11	Versace	Satin	D	22	Antique Crackle	Satin
B	07	Rich Gold	Satin	C	16	Gold Antique White	Satin	D	23	Mocha Mix	Satin
B	10	Antique Copper	Satin	C	18	Renaissance Silver	Satin	D	30	Warm Cherry	Satin
B	12	New Nickel	Satin	C	24	Sage Gold	Satin	D	31	Sugar Maple	Satin
B	13	Soft Pewter	Satin	C	25	Burnt Gold	Satin				

Wood Art™ Finishes (Groups E, F): Page 82 of Catalog

Group	Finish Code	Finish Name	Sheen	Group	Finish Code	Finish Name	Sheen
E	WC 101	Light Cherry	Satin	F	WC 107	White Distress	Satin
E	WC 102	Natural	Satin	F	WC 108	Aged Pewter	Satin
E	WC 103	Mahogany	Satin	F	WC 109	Imitation Gold Leaf	Satin
E	WC 104	White Wash	Satin	F	WC 110	Golden Teak	Satin
E	WC 105	Dusk Black	Satin	F	WC 111	Sun Oak	Satin
E	WC 106	Walnut	Satin				

Italian Finishes (Groups I, J, K): Page 61 of Catalog

Group	Finish Code	Finish Name	Group	Finish Code	Finish Name
I	IT 201	Brushed Nickel	K	IT 203	Oiled Bronze
J	IT 206	Polished Chrome	K	IT 204	Satin Copper
K	IT 202	Black Nickel	K	IT 205	Satin Gold

Iron Art™ by ORION

YOUR ORDER GETS US STARTED.

You choose the hardware, and then select from any of our 35 Iron Art™ finishes, 6 Italian Collection finishes, 6 Tropical Collection finishes, or create your own custom color. We hand-make each order to your exact, individual specifications every time.



Made in USA

From design concept, to final and rod styles (including traversing; manual or motorized), to the final hand-painting, Orion products are hand-made just for you here in the USA.



In September, Orion was selected as a finalist in the 2014 Martha Stewart American Made Awards. Orion is delighted to have been a finalist in this amazing group of makers, small-business owners, and creative entrepreneurs who have turned their passion for quality craftsmanship and well-designed goods into a way of life.



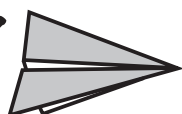
"Our world revolves around you!"

Your complete delight in our products and service, from start to finish, is our single most important goal. We say, "Our world revolves around you." – and we mean it. That's why we always ask for your feedback. We know we are only practically perfect, but we keep trying. (www.ironartbyorion.com/surveyFeedback.asp)

ORION Green

To complete the product cycle, we want you to know that "Going Green" is important at Orion. That's why we offer you a chance to join us in support of conservation and preservation work. When you participate in the Orion Green program \$1.00 will be added to each of your invoices. Orion will match this donation by \$2.00 as each invoice gets paid. The total donation of \$3.00 per invoice will be contributed to Earth Island Institute. The more invoices, the greater the contribution! (www.earthisland.org)





Xpress Yourway: Ordering Information

1. All orders received by 12:00 noon Pacific time will be considered same day orders. Shipping times are in business days.
2. Finials are interior fit only.
3. Modifications from specifications offered will NOT qualify for the Xpress Yourway program.
4. Cancellation of orders will result in a 35% restocking fee.
5. Please utilize the Xpress Yourway order form or mark orders as Xpress Yourway. Orders without an Xpress Yourway indication will be processed with standard shipping times.
6. Xpress Yourway Wall Display Available. Please see item #8002 on page 80.

Xpress Yourway: Pages 6-7 of Catalog

Express It! Finishes
Ship in 1 Day

Quicken It! Finishes
Ship in 3 Days

Round Hollow Rods			Unit	Grp A Price	Grp B Price	Price
1" Diameter			FOOT	14	18	18
1½" Diameter			FOOT	19	24	24
Finials	Length	Height	Unit	Grp A Price	Grp B Price	Price
420	1¾"	2"	EACH	29	37	37
505	2¾"	1½"	EACH	28	36	36
513	1"	2¼"	EACH	33	42	42
906S	3½"	3"	EACH	40	52	52
946 SM 2"	2"	2"	EACH	31	39	39
947L	2½"	2½"	EACH	40	51	51
950	5¼"	2½"	EACH	45	58	58
966	3½"	2¼"	EACH	35	45	45
End Caps, Sockets & Connectors	Length	Height	Unit	Grp A Price	Grp B Price	Price
301 End Cap (1" / 1½" Rods)	⅛"	1¾" / 2"	EACH	13	17	17
302 and 303 Rod Socket (1" / 1½" Rods)	1" / 1⅛"	1½" / 2"	PAIR	29	36	36
306-100 - 1" Rod Socket	1⅛"	1⅝"	EACH	31	36	36
306-112 - 1½" Rod Socket	1⅛"	1⅜"	EACH	39	45	45
321 - End Cap (1" / 1½" Rods)	⅝" / ⅜"	1¼" / 2"	EACH	14	18	18
300 - Connector (1" / 1½" Rods)	8"	7⁄8" / 1⅜"	EACH	18	18	18
Brackets	Width	Height	Unit	Grp A Price	Grp B Price	Price
1028-RND 3" P	1"	3¼"	EACH	21	27	27
1028HP-RND 3" P	3"	1"	EACH	19	25	25
1028-RND 6" P	1"	3¼"	EACH	29	37	37
1028HP-RND 6" P	3"	1"	EACH	31	40	40
1024DBWS-RND 3" & 6" P	1"	4"	EACH	41	52	52
1040-RND 3" P	1"	3¼"	EACH	22	28	28
1040HP-RND 3" P	3"	1"	EACH	19	25	25
1040-RND 6" P	1"	3¼"	EACH	26	26	26
1040HP-RND 6" P	3"	1"	EACH	29	37	37
1040DBWS-RND 3" & 6" P	1"	4"	EACH	34	43	43
Rings	Inner Diameter		Unit	Grp A Price	Grp B Price	Price
350 RND for 1" Rod	1½"		EACH	5	6	6
350 RND for 1½" Rod	2"		EACH	5	6	6

Xpress Yourway: Pages 6-7 of Catalog (cont.)

Express It! Finishes
Ship in 1 Day

Quicken It! Finishes
Ship in 3 Days

Post Projection Tiebacks	Diameter		Unit	Grp A Price	Grp B Price	Price
1059 - Expandable 3"- 4½" P	3"		EACH	32	41	41
1073 - Expandable 3"- 4½" P	3½"		EACH	35	44	44
1078 - Expandable 3"- 4½" P	3¾" x 3¾"		EACH	42	54	54
Baton with Clip	Length	Diameter	Unit	Grp A Price	Grp B Price	Price
1016	48"	½"	EACH	48	62	62

Express It! Finishes: Black (A), Brown (A), Light Brown (A) & New Nickel (B). **Quicken It! Finishes:** Antique Bronze, Antique Gold, Soft Pewter & Pure White.

Xpress Yourway: Page 8 of Catalog - Bohemia Crystal

Available for Express It! and Quicken It! finishes in Iron Art™ or Italian.

Finial #	Length	Height	Base Height	Unit	Price
772	2¾"	2⅜"	1¾"	EACH	82
774	2"	2¾"	1½"	EACH	74
775	2¾"	2½"	1½"	EACH	92
778	1¼"	2⅜"	1½"	EACH	70
781	2⅛"	2⅜"	1⅝"	EACH	65

Finial #	Length	Height	Base Height	Unit	Price
782	2⅞"	2¾"	1⅝"	EACH	84
787	3½"	2"	2"	EACH	80
788	3½"	2"	2"	EACH	80
790	¾"	2"	2"	EACH	63

Italian Line

1" round rod, three finials, and two finishes.

Xpress Yourway: Page 9 of Catalog

Express It! Finishes
Ship in 1 Day

				Brushed Nickel	Polished Chrome
Round Hollow Rods	Unit	Price	Price		
1" Diameter	FOOT	29	35		
Finials	Length	Height	Unit	Price	Price
7003	2"	2"	EACH	55	66
7005	2"	1⅞"	EACH	46	55
7006	2"	1"	EACH	49	58
End Caps & Connectors	Length	Height	Unit	Price	Price
7016 - Metal End Cap	1"	1¾"	EACH	17	20
300 - Connector	8"	⅞"	EACH	18	18
Brackets	Width	Height	Unit	Price	Price
7014 3" P	1"	3¼"	EACH	44	52
7014HP 3" P	3"	1"	EACH	44	52
7015 6" P	1"	3¼"	EACH	47	56
7015HP 6" P	3"	1"	EACH	47	56
7040 3" & 6" P	1"	4"	EACH	65	78
Rings	Inner Diameter	Unit	Price	Price	
7013	1½"	EACH	10	12	
Baton with Clip	Length	Diameter	Unit	Price	Price
1014	48"	½"	EACH	74	89

Express It! Finishes: Brushed Nickel and Polished Chrome

Finials: Ordering Information

1. All finials will have interior fit unless specified otherwise (exterior fit).
2. Finials are also available as screw-in to fit wood poles.
3. Please specify left or right orientation of finial as applicable.
 - a. If ordered in pairs (quantity of 2, 4, 6, etc.), finials will be supplied as one left and one right unless otherwise noted on order.
4. If ordering finials to fit rods other than Orion's, please provide the rod diameter and gauge.

Finials: Pages 12 & 13 of Catalog

Product #	Unit	Iron Art Finishes				Custom Finish	Additional Information
		A	B	C	D		
400	EACH	50	64	70	74	87	Hand Forged
401	EACH	66	85	93	99	116	Hand Forged
402	EACH	50	64	70	74	87	Hand Forged
403	EACH	45	58	63	67	79	Hand Forged
404	EACH	45	58	63	67	79	Hand Forged
405	EACH	35	45	50	53	62	
406	EACH	36	46	51	54	64	
407	EACH	38	49	53	57	66	
408	EACH	39	49	54	58	67	Hand Forged / Specify Left or Right
409	EACH	39	49	54	58	67	Specify Left or Right
410	EACH	44	56	62	66	77	Specify Left or Right
411	EACH	61	78	85	91	106	
412	EACH	66	84	92	99	115	Hand Forged / For Rods 1 1/4" Dia. & Up
413	EACH	50	64	70	75	88	Hand Forged
414	EACH	51	65	71	76	89	
415	EACH	39	50	54	58	68	
416	EACH	55	70	77	83	96	Specify Left or Right
417	EACH	28	36	39	42	49	
418	EACH	43	54	60	64	74	Specify Left or Right
419	EACH	78	100	110	118	137	Specify Left or Right
420	EACH	29	37	41	44	51	
421	EACH	28	36	40	43	50	
422	EACH	33	42	46	50	58	Only Available as Shown in Catalog
501	EACH	88	112	123	131	153	
502	EACH	71	91	99	106	124	
503	EACH	43	54	60	64	74	
505	EACH	28	36	40	43	50	
506	EACH	80	102	112	120	140	Specify Left or Right
507	EACH	57	73	79	85	99	Specify Left or Right
508	EACH	57	73	79	85	99	
509	EACH	66	84	92	99	116	

Finials: Pages 12 & 13 of Catalog (continued)							
Product #	Unit	Iron Art Finishes				Custom Finish	Additional Information
		A	B	C	D		
510	EACH	78	100	109	117	137	
511	EACH	24	30	33	36	42	
512	EACH	38	48	53	57	66	
513	EACH	33	42	46	49	58	
New Finials: Pages 10 & 11 of Catalog							
550	EACH	86	95	103	113	131	
551	EACH	52	63	73	84	103	
552	EACH	63	73	84	94	114	
553	EACH	75	85	96	106	127	
554	EACH	67	77	87	98	119	
555	EACH	76	86	97	107	128	
556	EACH	53	64	74	84	105	
557	EACH	56	66	77	87	108	
558	EACH	37	47	57	68	88	
559	EACH	37	47	57	68	88	
Finials: Pages 13 & 14 of Catalog (continued)							
707	EACH	54	70	76	82	95	Hand Forged / Specify Left or Right
711	EACH	71	91	99	106	124	Specify Left or Right
900 SM	EACH	52	67	73	78	91	Hand Forged / Specify Left or Right
900 MD	EACH	54	69	75	80	94	Hand Forged / Specify Left or Right
901	EACH	35	45	50	53	62	
902	EACH	35	45	50	53	62	
903	EACH	35	45	50	53	62	
904 SM	EACH	38	49	53	57	66	
904 LG	EACH	66	84	92	99	116	
905	EACH	33	42	46	50	58	
906 SM	EACH	40	52	57	61	71	
906 LG	EACH	56	72	79	85	99	
907	EACH	30	39	43	46	53	Hand Forged
908	EACH	30	39	43	46	53	Hand Forged
909	EACH	36	46	51	54	64	
910	EACH	33	42	46	50	58	Hand Forged
911	EACH	28	36	40	43	50	
912	EACH	37	47	52	55	65	
913 SM	EACH	29	37	41	44	51	
913 LG	EACH	36	46	51	54	64	
914	EACH	24	30	33	35	41	

Finials: Pages 14-16 of Catalog (continued)

Product #	Unit	Iron Art Finishes				Custom Finish	Additional Information
		A	B	C	D		
916	EACH	29	37	41	44	51	
921	EACH	35	45	50	53	62	
927	EACH	31	39	43	46	54	Specify Left or Right
929	EACH	31	40	44	47	55	Specify Left or Right
929MV	EACH	40	51	56	60	70	Movable Finial / Specify Left or Right
933	EACH	29	37	41	44	51	Also Available as Movable Finial
934	EACH	41	53	58	62	72	
935	EACH	41	53	58	62	72	
936	EACH	35	45	50	53	62	Hand Forged / Specify Left or Right
937	EACH	40	51	56	60	70	Hand Forged / Specify Left or Right
938	EACH	45	57	63	67	79	Hand Forged / Specify Left or Right
939	EACH	73	94	103	110	128	Specify Left or Right
940	EACH	57	73	79	85	99	Hand Forged
941	EACH	58	74	81	87	102	Hand Forged / Specify Left or Right
943	EACH	35	45	50	53	62	Hand Forged
944	EACH	36	46	51	54	64	Hand Forged / Specify Left or Right
945	EACH	40	51	56	60	70	Hand Forged / Specify Left or Right
946 SM	EACH	31	39	43	46	54	2" Diameter Ball
946 MD	EACH	40	51	56	60	70	3" Diameter Ball
946 LG	EACH	45	58	63	67	79	4" Diameter Ball
946H SM	EACH	35	45	50	53	62	2" Diameter Hammered Ball
946H MD	EACH	45	58	63	67	79	3" Diameter Hammered Ball
946H LG	EACH	52	67	73	78	91	4" Diameter Hammered Ball
947 SM	EACH	33	42	46	50	58	For Rods up to 3/4" Diameter Only
947 LG	EACH	40	51	56	60	70	For Rods 7/8" Diameter & Above
948	EACH	33	42	46	50	58	
949	EACH	33	42	46	50	58	
950	EACH	45	58	63	67	79	
951	EACH	65	84	91	98	114	
952	EACH	31	39	43	46	54	
953	EACH	31	39	43	46	54	
954	EACH	137	175	191	205	239	Specify Left or Right
955	EACH	36	46	51	54	64	
956	EACH	33	42	46	49	58	
966	EACH	35	45	50	53	62	
971	EACH	69	88	96	103	120	Hand Forged / Specify Left or Right
973	EACH	33	42	46	50	58	

Finials: Page 16 of Catalog (continued)

Product #	Unit	Iron Art Finishes				Custom Finish	Additional Information
		A	B	C	D		
975	EACH	40	51	56	60	70	Hand Forged
976	EACH	33	42	46	49	58	
979	EACH	47	61	66	71	83	Specify Left or Right
982	EACH	76	97	106	114	132	Hand Forged / Specify Left or Right
983	EACH	38	49	53	57	66	
984	EACH	45	58	63	67	79	
985	EACH	76	97	106	114	132	
986	EACH	69	88	96	103	120	Hand Forged
987	EACH	31	39	43	46	54	
988	EACH	69	88	96	103	120	
989	EACH	33	42	46	50	58	
990	EACH	64	82	89	96	112	Specify Left or Right
991	EACH	50	64	70	74	87	Hand Forged
992	EACH	45	58	63	67	79	Hand Forged

New Finials: Page 11 of Catalog

9704	EACH	20	25	28	30	35	
9705	EACH	24	31	34	36	43	
9705L	EACH	31	40	43	46	54	
9706	EACH	31	40	43	46	54	
9706L	EACH	37	48	53	56	66	

Village Forge Collection: Ordering Information

1. All finials will have interior fit unless specified otherwise (exterior fit).
2. Finials are also available as screw-in to fit wood poles.
3. Please specify left or right orientation of finial as applicable.
 - a. If ordered in pairs (quantity of 2, 4, 6, etc.), finials will be supplied as one left and one right unless otherwise noted on order.

Village Forge Collection: Page 17 of Catalog

Product #	Unit	Iron Art Finishes				Custom Finish	Additional Information
		A	B	C	D		
600	EACH	81	103	113	121	141	Hand Forged / Specify Left or Right
601	EACH	81	103	113	121	141	Hand Forged / Specify Left or Right
602S	EACH	71	91	100	107	125	Hand Forged
602L	EACH	74	94	103	110	129	Hand Forged
603	EACH	81	103	113	121	141	Hand Forged / Specify Left or Right
604	EACH	72	91	100	107	125	Hand Forged / Specify Left or Right
605	EACH	74	94	103	110	129	Hand Forged / Specify Left or Right
606	EACH	81	103	113	121	141	Hand Forged / Specify Left or Right
607	EACH	74	94	103	110	129	Hand Forged / Specify Left or Right
608	EACH	74	94	103	110	129	Hand Forged / Specify Left or Right

Provence Collection: Ordering Information

The Provence Collection is available while supplies last.

1. Finials are available to fit ¾" and 1" Round Hollow Rods.
2. Finials are available as exterior fit **ONLY**.
3. Finials are shipped in special lined and padded wooden boxes.
4. Rod finishes are available in 35 Iron Art™ finishes, 6 Italian Collection finishes, or your own custom finish.
5. Glass finials may vary in size & color as they are hand blown products.

Provence Collection: Page 18 of Catalog

Product #	Unit	Price	Length	Height	Product #	Unit	Price	Length	Height
830	EACH	62	4½"	3"	835	EACH	58	3¼"	3¼"
831	EACH	62	4½"	3"	836	EACH	58	3¼"	3¼"
832	EACH	62	4½"	3"	837	EACH	58	3¼"	3¼"
833	EACH	62	4½"	3"	838	EACH	58	3¼"	3¼"
834	EACH	62	4½"	3"					

Eclectic Finials: Ordering Information

Eclectic Finials are discontinued.

Eclectic Finials: Page 18 of Catalog

Product #	Unit	Price	Fitting Finishes		Additional Information
			Iron Art	Italian	
801	EACH				Discontinued
802	EACH				Discontinued
803	EACH				Discontinued
804	EACH				Discontinued
805	EACH				Discontinued
806	EACH				Discontinued
807	EACH				Discontinued
808	EACH				Discontinued
809	EACH				Discontinued
810	EACH				Discontinued
811	EACH				Discontinued

Accessories: Ordering Information

1. Rods need to be mitered when using interior elbows (Product #309). Please add Product #307 for miter charges.
2. Standard elbows and corner brackets are available in 45° and 90°. For other angles, please add Product #322 as a custom angle charge.
3. For items with custom welding, please add Product #323.

Accessories: Page 19 of Catalog

Product #	Unit	Iron Art Finishes				Custom Finish	Additional Information
		A	B	C	D		
214	EACH	19	24	26	29	34	Hook with Screw Fitting
300	EACH	18	18	18	18	18	Connector for Spliced Rods
301-RND/SQ	EACH	13	17	19	21	24	End Cap for Round or Square Rods - Interior Fit
302/303-RND/SQ	SET	29	36	40	44	51	1 of Half Open Socket for Round or Square Rods and 1 of Full Socket (1 of 302, 1 of 303)
304 PEG 1	EACH	19	24	26	29	34	Peg with Screw Fitting
305 PEG 2	EACH	14	18	20	22	26	Peg with Screw Fitting
307	EACH	22	22	22	22	22	Miter Charge
308	EACH	31	39	43	48	55	Half Open Decorative Socket
309	EACH	22	27	30	33	39	Elbow: Specify Interior or Exterior Fit and Angle. If Interior Fit, Rods must be Mitered. Please Add Product #307.
310	EACH	28	36	40	44	51	Hook Peg
311	EACH	33	42	46	51	60	Hand-Forged Hook Bracket
312	EACH	33	42	46	51	59	Corner Bracket / Exterior Fit Only
313	EACH	7	9	10	11	13	Knob
314	EACH	17	21	23	26	30	Hook with Screw Fitting
315	EACH	43	54	60	66	77	For Hollow Rods / Interior Fit Only
316 Small	EACH	28	36	40	44	51	Ring Bracket / Order in Full Inch Inner Diameter Increments
316 Large	EACH	52	66	73	81	94	Ring Bracket / Order in Full Inch Inner Diameter Increments
317	EACH	13	15	17	18	20	Eyelet Charge
320	EACH	40	51	56	62	72	For Hollow Rods / Interior Fit Only. Hinge size 1/2", 1": 2"x2", 1 1/4"-3": 3"x3"
321	EACH	14	18	20	22	26	Decorative Cap / Interior Fit Round Hollow Rods
322	EACH	90	90	90	90	90	Custom Elbow Angle Charge
323	EACH	10	10	10	10	10	Weld Charge

Master Carriers for Rods with Rings	Product #	Unit	Price	Sets Include:
Overlap Master Carrier Set in Iron Art Finishes	MCS-IA	EACH	18	<ul style="list-style-type: none"> • One straight master carrier for rings. • One overlap master carrier for rings.
Overlap Master Carrier Set in Italian Finishes	MCS-IT	EACH	25	<ul style="list-style-type: none"> • Four rings (two for each carrier).

Please see page 29 of the Catalog for more information on Overlap Master Carriers.

Rods: Ordering Information

1. Iron rods are available in 20' (240") lengths without a splice. By default, we splice any iron rod over 8'10" (106") to save on shipping charges using FedEx. Rods not specified as one piece in the order will be spliced in the center, unless a splice location is otherwise noted. Anything over 106" must be shipped by common carrier (truck line). Please note residential truck deliveries are restricted to 24' (288").
2. Rods can be mitered. Please add Product #307 (page 13) for miter charges.
3. Twist Hollow Rods, both regular and hammered, are made from the following:
 - a. 5/8" Twist Rod is made from a 1/2" Square Hollow Rod.
 - b. 7/8" Twist Rod is made from a 5/8" Square Hollow Rod.
 - c. 1" Twist Rod is made from a 3/4" Square Hollow Rod.
 - d. 1 1/4" Twist Rod is made from a 1" Square Hollow Rod.
4. Rope Rods are made from the following:
 - a. 3/4" Rope Rod is made from 4 Solid Rods each 5/16" dia.
 - b. 1 1/4" Rope Rod is made from four Hollow Rods each 1/2" dia.
 - c. 1 3/4" Rope Rod is made from seven Hollow Rods each 1/2" diameter.
5. We offer Twist Solid Rods. This is a custom product, so please call for a price quote. Due to weight considerations, a liability waiver may be required.
6. If applicable, please specify rod deductions for bay windows, arches, and bent rods.

Rods: Page 19 of Catalog

Product # / Size	Unit	Iron Art Finishes				Custom Finish	Additional Information
		A	B	C	D		
Round Hollow Rods							
½", ⅝", ¾" Diameter	FOOT	10	13	14	16	18	Regular & Heavy Gauge / Can be Bent
1" Diameter	FOOT	14	18	20	21	25	Regular & Heavy Gauge / Can be Bent
1¼" Diameter	FOOT	17	21	23	25	29	Regular & Heavy Gauge / Can be Bent
1½" Diameter	FOOT	19	24	26	28	33	Regular & Heavy Gauge / Can be Bent
2" Diameter	FOOT	24	30	33	35	41	Template Approval Required to Bend
3" Diameter	FOOT	31	39	43	46	54	Can NOT be Bent
Heavy Gauge Charge							
120	FOOT	9	9	9	9	9	Specific Diameter Round Hollow Rods Only
Round Hollow Hand Hammered Rods							
¾" Diameter	FOOT	17	22	24	26	30	Can be Bent
1" Diameter	FOOT	22	28	31	33	39	Can be Bent
1¼" Diameter	FOOT	25	32	35	37	43	Can be Bent
1½" Diameter	FOOT	27	35	38	41	48	Can be Bent
2" Diameter	FOOT	32	41	45	48	56	Template Approval Required to Bend
3" Diameter	FOOT	40	50	55	59	69	Can NOT be Bent
Solid Round Rods							
½" Diameter	FOOT	14	17	19	20	24	Can be Bent
¾" Diameter	FOOT	17	22	24	25	30	Can be Bent
⅞" Diameter	FOOT	21	27	30	32	37	Can be Bent
Solid Round Hammered Rods							
½" Diameter	FOOT	17	22	24	25	30	Can be Bent. Max length 10'.
⅝" Diameter	FOOT	26	33	36	39	45	Can be Bent. Max length 10'.
¾" Diameter	FOOT	31	40	43	47	54	Can be Bent. Max length 10'.
Twist Hollow Rods							
⅝" Diameter	FOOT	10	13	14	16	18	Can be Bent
⅞" Diameter	FOOT	17	21	23	25	29	Can be Bent
1" Diameter	FOOT	19	24	26	28	33	Can be Bent
1¼" Diameter	FOOT	33	42	46	50	58	Can be Bent

Rods: Page 15 of Catalog (continued)

Product # / Size	Unit	Iron Art Finishes				Custom Finish	Additional Information
		A	B	C	D		
Twist Hollow Hammered Rods							
5/8" Diameter	FOOT	21	27	30	32	37	Can be Bent
1" Diameter	FOOT	31	39	43	46	54	Can be Bent
1¼" Diameter	FOOT	45	57	63	67	79	Can be Bent
Square Hollow Rods							
½"	FOOT	11	14	16	17	20	Can NOT be Bent
¾"	FOOT	11	14	16	17	20	Can NOT be Bent
1"	FOOT	14	18	20	21	25	Can NOT be Bent
1¼"	FOOT	17	21	23	25	29	Can NOT be Bent
1½"	FOOT	19	24	26	28	33	Can NOT be Bent
2"	FOOT	24	30	33	35	41	Can NOT be Bent
Square Hammered Rods							
½" Solid	FOOT	16	20	22	24	28	Can NOT be Bent
¾" Hollow	FOOT	23	29	32	34	39	Can NOT be Bent
1" Hollow	FOOT	27	34	38	41	47	Can NOT be Bent
Rope Rods							
¾" Diameter Solid	FOOT	27	35	38	41	48	Can be Bent
1¼" Diameter Hollow	FOOT	28	36	40	43	50	Can be Bent
1¾" Diameter Hollow	FOOT	33	42	46	50	58	Template Approval Required to Bend
Wood Grain Solid Rods							
5/8" Diameter	FOOT	25	32	35	38	44	Can be Bent. Max length 10'.
¾" Diameter	FOOT	34	43	47	51	59	Can be Bent. Max length 10'.
7/8" Diameter	FOOT	41	52	57	61	71	Can be Bent. Max length 10'.
Fluted Rods							
1¼" Diameter	FOOT	45	57	63	67	79	Can NOT be Bent
264 Rod with Returns							
¾" - 2" Diameter	FOOT	36	45	50	53	62	See Page 32 for More Details
Rod Curve Charges - (Price Per Foot of Curve)							
101CV	FOOT	24	24	24	24	24	½" to ¾" Diameter Rods
102CV	FOOT	26	26	26	26	26	1" to 1½" Diameter Rods
103CV	FOOT	32	32	32	32	32	1¾" to 2" Diameter Rods
Rod Bend Charges - (Price Per Individual Bend)							
101BD	EACH	26	26	26	26	26	½" to 1" Diameter Rods
102BD	EACH	30	30	30	30	30	1¼" to 1½" Diameter Rods
103BD	EACH	40	40	40	40	40	1¾" to 2" Diameter Rods

Brackets: Ordering Information

1. Standard bracket projections (measured from the wall to the center of the rod) and specifications are listed in the Bracket Guide. Any bracket **NOT** listed in Bracket Guide is a custom bracket.
2. Brackets with variations in height, diameter or projection are modified brackets.
Please refer to Product #1047 for the bracket modification charge.
3. Close-fitting brackets (1" projection or less) are not recommended for rods over 1" diameter with rings.
4. For 3" diameter rods, please add Product #1047. Standard projection is 5".

Brackets: Page 20 of Catalog

Product # <small>Shaded are Shown in Catalog</small>	Unit	Iron Art Finishes				Custom Finish	Additional Information
		A	B	C	D		
1010-RND/SQ	EACH	35	45	50	53	62	To Fit Round or Square Rods
1010P6-RND/SQ	EACH	45	57	63	67	79	To Fit Round or Square Rods
1011-RND/SQ	EACH	31	40	44	47	55	To Fit Round or Square Rods
1011P6-RND/SQ	EACH	45	57	63	67	79	To Fit Round or Square Rods
1021S-RND/SQ	EACH	26	33	36	39	45	To Fit Round or Square Rods
1021-RND/SQ	EACH	26	33	36	39	45	To Fit Round or Square Rods
1021P6-RND/SQ	EACH	31	40	43	47	54	To Fit Round or Square Rods
1024DBWS-RND/SQ	EACH	41	52	57	61	71	Double Bracket with Support to Fit Round or Square Rods / Same Diameter Front & Back
1024DBWS-VS-RND/SQ		Double Bracket with Support to Fit Round or Square Rods / Different Diameters for Front & Back Our Four Standard Sizes are Listed Below / Larger Diameter Rod in Front					
¾" & 1" Diameter	EACH	33	42	46	50	58	To Fit ¾" & 1" Diameter Rods
¾" & 1¼" Diameter	EACH	35	45	50	53	62	To Fit ¾" & 1¼" Diameter Rods
1" & 1¼" Diameter	EACH	38	48	53	57	66	To Fit 1" & 1¼" Diameter Rods
1" & 1½" Diameter	EACH	40	51	56	60	70	To Fit 1" & 1½" Diameter Rods
1027-RND/SQ	EACH	31	39	43	46	54	To Fit Round or Square Rods
1028-RND/SQ	EACH	21	27	30	32	37	To Fit Round or Square Rods
1028P6-RND/SQ	EACH	29	37	41	44	51	To Fit Round or Square Rods
1028HP-RND/SQ	EACH	19	25	27	29	34	For Round or Square Rods - Horizontal Plate Top Weld Standard - Center Weld on Request
1028HP-HDP3-RND/SQ	EACH	25	30	34	36	43	Rnd or Sq Rods - Horiz Plate - Top Weld Std Center Weld on Request - Heavy Duty
1028HPP6-RND/SQ	EACH	31	40	44	47	55	For Round or Square Rods - Horizontal Plate Top Weld Standard - Center Weld on Request
1028EXP-RND	EACH	36	46	51	54	63	To Fit Round Rods / Expandable
1028HDP3-RND/SQ	EACH	24	31	34	36	42	To Fit Round or Square Rods / Heavy Duty
1028WS-RND/SQ	EACH	31	40	44	47	55	To Fit Round or Square Rods / with Support
1028WSP6-RND/SQ	EACH	36	46	51	54	63	To Fit Round or Square Rods / with Support
1028EBP-RND/SQ	EACH	24	31	34	36	42	To Fit Round or Square Rods Extended Back Plate ¾" from Top
1028EBPP6-RND/SQ	EACH	29	37	41	44	51	To Fit Round or Square Rods Extended Back Plate ¾" from Top
1029P4-RND/SQ	EACH	31	40	44	47	55	To Fit Round or Square Rods
1029P6-RND/SQ	EACH	36	46	51	54	63	To Fit Round or Square Rods
1030-RND/SQ	EACH	31	40	44	47	55	To Fit Round or Square Rods
1030P6-RND/SQ	EACH	39	49	54	58	68	To Fit Round or Square Rods
1030SL-RND/SQ	EACH	24	31	34	36	42	To Fit Round or Square Rods Slim with ¾" Width
1030SLP6-RND/SQ	EACH	29	37	41	44	51	To Fit Round or Square Rods Slim with ¾" Width
1033-RND/SQ	EACH	37	47	51	55	64	To Fit Round or Square Rods
1033P6-RND/SQ	EACH	45	57	63	68	79	To Fit Round or Square Rods

Brackets: Page 20 of Catalog (continued)

Product # <i>Shaded are Shown in Catalog</i>	Unit	Iron Art Finishes				Custom Finish	Additional Information
		A	B	C	D		
1034-RND/SQ	EACH	27	34	37	40	47	To Fit Round or Square Rods
1034P6-RND/SQ	EACH	34	43	47	51	59	To Fit Round or Square Rods
1035-RND/SQ	EACH	22	28	30	33	38	To Fit Round or Square Rods Single / Ceiling Mount
1036-RND/SQ	EACH	34	43	47	51	59	To Fit Round or Square Rods Double / Ceiling Mount
1038-RND/SQ	EACH	44	56	62	66	77	To Fit Round or Square Rods Decorative Forged
1038P6-RND	EACH	51	65	72	77	90	To Fit Round Rods / Decorative Forged
1040-RND/SQ	EACH	22	28	30	33	38	To Fit Round or Square Rods
1040P6-RND/SQ	EACH	29	37	41	44	51	To Fit Round or Square Rods
1040HDP3-RND/SQ	EACH	24	31	34	36	42	To Fit Round or Square Rods / Heavy Duty
1040DBWS-RND/SQ	EACH	34	43	47	51	59	Double Bracket with Support to Fit Round or Square Rods / Same Diameter Front & Back
1040DBWS-VS-RND/SQ		Double Bracket with Support to Fit Round or Square Rods / Different Diameters for Front & Back Our Four Standard Sizes are Listed Below / Larger Diameter Rod in Front					
¾" & 1" Diameter	EACH	34	43	47	51	59	To Fit ¾" & 1" Diameter Rods
¾" & 1¼" Diameter	EACH	36	46	51	54	63	To Fit ¾" & 1¼" Diameter Rods
1" & 1¼" Diameter	EACH	39	49	54	58	68	To Fit 1" & 1¼" Diameter Rods
1" & 1½" Diameter	EACH	41	52	58	62	72	To Fit 1" & 1½" Diameter Rods
1040EBP-RND/SQ	EACH	22	28	30	33	38	To Fit Round or Square Rods Extended Back Plate ¾" from Top
1040EBPP6-RND/SQ	EACH	29	37	41	44	51	To Fit Round or Square Rods Extended Back Plate ¾" from Top
1040HP-RND/SQ	EACH	19	25	27	29	34	For Round or Square Rods - Horizontal Plate Top Weld Standard - Center Weld on Request
1040HP-HDP3-RND/SQ	EACH	25	30	34	36	43	Rnd or Sq Rods - Horiz Plate - Top Weld Std Center Weld on Request - Heavy Duty
1040HPP6-RND/SQ	EACH	29	37	41	44	51	For Round or Square Rods - Horizontal Plate Top Weld Standard - Center Weld on Request
1040WS-RND/SQ	EACH	29	37	41	44	51	To Fit Round or Square Rods / with Support
1040WSP6-RND/SQ	EACH	34	43	47	51	59	To Fit Round or Square Rods / with Support
1040EXP-RND	EACH	39	49	54	58	68	To Fit Round Rods / Expandable
1045 (catalog page 24)	EACH	12	15	17	18	21	Top Rod Support / Heavy Duty
1046	EACH	24	31	34	36	42	⅜" and ½" Round Bars for French Doors Projection: 1½"
1047	EACH	34	34	34	34	34	Bracket Modification Charge

Decorative Brackets: Page 20 of Catalog

1100P3-RND/SQ	EACH	36	46	50	54	63	To Fit Round or Square Rods Specify Left or Right
1100P6-RND/SQ	EACH	40	52	57	61	71	To Fit Round or Square Rods Specify Left or Right
1102P3-RND/SQ	EACH	32	41	45	49	57	To Fit Round or Square Rods
1102P6-RND/SQ	EACH	39	50	55	59	69	To Fit Round or Square Rods
1103P3-RND/SQ	EACH	30	38	42	45	53	To Fit Round or Square Rods
1103P6-RND/SQ	EACH	37	47	52	55	65	To Fit Round or Square Rods
1104P3-RND/SQ	EACH	46	58	64	68	80	To Fit Round or Square Rods
1104P6-RND/SQ	EACH	53	68	74	80	93	To Fit Round or Square Rods
1105P3-RND/SQ	EACH	44	56	61	66	77	To Fit Round or Square Rods
1105P6-RND/SQ	EACH	51	65	71	76	89	To Fit Round or Square Rods
1106P3-RND/SQ	EACH	46	59	65	69	81	To Fit Round or Square Rods Specify Left or Right
1106P6-RND/SQ	EACH	55	71	78	83	97	To Fit Round or Square Rods Specify Left or Right

Bracket Guide: Projections for Various Rod Diameters and Gauges

Product # <i>Shaded are Shown in Catalog</i> Refer to Pages 16 & 17 for Pricing	Regular Gauge (1/8" Thick) (Not Heavy Duty)									Heavy Gauge (3/16" Thick) (Heavy Duty)											
	Rod Diameter																				
	1/2"			3/4"			1"			1 1/4"			1 1/2"			1 3/4"			2"		
	<i>P = Projection • W = Back Plate Width • H = Back Plate Height • D = Drop</i>																				
BRACKETS	P	W	H	P	W	H	P	W	H	P	W	H	P	W	H	P	W	H	P	W	H
1010-RND/SQ	3"	2"	2"	3"	2"	2"	3"	2"	2"	3"	2"	2"	3"	2"	2"	4"	2"	2"	4"	2"	2"
1010P6-RND/SQ	6"	2"	2"	6"	2"	2"	6"	2"	2"	6"	2"	2"	6"	2"	2"	6"	2"	2"	6"	2"	2"
1011-RND/SQ	3"	2"	2 3/4"	3"	2"	2 3/4"	3"	2"	2 3/4"	3"	2"	2 3/4"	3"	2"	2 3/4"	4"	2"	2 3/4"	4"	2"	2 3/4"
1011P6-RND/SQ	6"	2"	2 3/4"	6"	2"	2 3/4"	6"	2"	2 3/4"	6"	2"	2 3/4"	6"	2"	2 3/4"	6"	2"	2 3/4"	6"	2"	2 3/4"
1021S-RND/SQ	1 1/2"	1"	4"	1 1/2"	1"	4"	1 1/2"	1"	4 1/4"	1 1/2"	1"	4 3/4"	2"	1"	5"	2"	1"	5"	2"	1"	5 1/2"
1021-RND/SQ	3"	1"	4 1/2"	3"	1"	4 1/2"	3"	1"	4 1/2"	3"	1"	5"	3"	1"	5"	4"	1"	5"	4"	1"	5 1/2"
1021P6-RND/SQ	6"	1"	6"	6"	1"	6"	6"	1"	6"	6"	1"	6 1/2"	6"	1"	6 1/2"	6"	1"	6 1/2"	6"	1"	6 3/4"
1024DBWS-RND/SQ	3 5/6"	1"	4"	3 5/6"	1"	4"	3 5/6"	1"	4"	3 5/6"	1"	4"	3 5/6"	1"	4"	4 5/8"	1"	4"	4 5/8"	1"	4 1/2"
1024DBWS-VS-RND/SQ	Double bracket with support to fit round or square rods. Different diameters for front & back. Our four standard sizes are listed below. Larger diameter rod is in the front.																				
To Fit 3/4" & 1" Dia. Rods				3"	1"	4"	6"	1"	4"												
To Fit 3/4" & 1 1/4" Dia. Rods				3"	1"	4"				6"	1"	4"									
To Fit 1" & 1 1/4" Dia. Rods							3"	1"	4"	6"	1"	4"									
To Fit 1" & 1 1/2" Dia. Rods							3"	1"	4"				6"	1"	4"						
1027-RND/SQ <small>round square</small>	4"	1/2"	4 1/2" 5 1/2"	4"	1/2"	4 1/2" 5 1/2"	4"	1/2"	4 1/2" 5 1/2"	4"	1/2"	4 3/4" 5 3/4"	4"	1/2"	4 3/4" 5 3/4"	4 1/2"	1/2"	4 3/4" 5 3/4"	4 1/2"	1/2"	4 3/4" 5 3/4"
1028-RND/SQ	3"	1"	3 1/4"	3"	1"	3 1/4"	3"	1"	3 1/4"	3"	1"	3 1/4"	3"	1"	3 1/4"	4"	1"	3 1/4"	4"	1"	4"
1028P6-RND/SQ	6"	1"	3 1/4"	6"	1"	3 1/4"	6"	1"	3 1/4"	6"	1"	3 1/4"	6"	1"	3 1/4"	6"	1"	3 1/4"	6"	1"	3 1/4"
1028HP-RND/SQ	3"	3"	1"	3"	3"	1"	3"	3"	1"	3"	3"	1"	3"	3"	1"	4"	3"	1"	4"	3"	1"
1028HP-HDP3-RND/SQ	3"	3"	1"	3"	3"	1"	3"	3"	1"	3"	3"	1"	3"	3"	1"	4"	3"	1"	4"	3"	1"
1028HPP6-RND/SQ	6"	3"	1"	6"	3"	1"	6"	3"	1"	6"	3"	1"	6"	3"	1"	6"	3"	1"	6"	3"	1"
1028EXP-RND	3-4 1/4"	1"	3 1/4"	3-4 1/4"	1"	3 1/4"	3-4 1/4"	1"	3 1/4"	3-4 1/4"	1"	3 1/4"	3-4 1/4"	1"	3 1/4"	3-4 1/4"	1"	3 1/4"	4-5 1/4"	1"	3 1/4"
1028HDP3-RND/SQ	3"	1"	3 1/4"	3"	1"	3 1/4"	3"	1"	3 1/4"	3"	1"	3 1/4"	3"	1"	3 1/4"	4"	1"	3 1/4"	4"	1"	4"
1028WS-RND/SQ	3"	1"	4"	3"	1"	4"	3"	1"	4"	3"	1"	4"	3"	1"	4"	4"	1"	4"	4"	1"	4"
1028WSP6-RND/SQ	6"	1"	4"	6"	1"	4"	6"	1"	4"	6"	1"	4"	6"	1"	4"	6"	1"	4"	6"	1"	4"
1028EBP-RND/SQ	3"	1"	4"	3"	1"	4"	3"	1"	4"	3"	1"	4"	3"	1"	4"	4"	1"	4"	4"	1"	4"
1028EBPP6-RND/SQ	6"	1"	4"	6"	1"	4"	6"	1"	4"	6"	1"	4"	6"	1"	4"	6"	1"	4"	6"	1"	4"
1029P4-RND/SQ	4"	1"	3 1/2"	4"	1"	3 1/2"	4"	1"	3 1/2"	4"	1"	4"	4"	1"	4"	4"	1"	4"	4"	1"	4"
1029P6-RND/SQ	6"	1"	4"	6"	1"	4"	6"	1"	4"	6"	1"	4"	6"	1"	4"	6"	1"	4"	6"	1"	4"
1030-RND/SQ	3"	1"	3 1/4"	3"	1"	3 1/4"	3"	1"	3 1/4"	3"	1"	3 1/2"	3"	1"	3 1/2"	4"	1"	3 1/2"	4"	1"	4"
1030P6-RND/SQ	6"	1"	3 1/4"	6"	1"	3 1/4"	6"	1"	3 1/4"	6"	1"	3 1/2"	6"	1"	3 1/2"	6"	1"	3 1/2"	6"	1"	4"
1030SL-RND/SQ	3"	1/2"	3"	3"	1/2"	3"	3"	1/2"	3"	3"	1/2"	3 1/2"	3"	1/2"	3 1/2"	4"	1/2"	3 1/2"	4"	1/2"	4"
1030SLP6-RND/SQ	6"	1/2"	3"	6"	1/2"	3"	6"	1/2"	3"	6"	1/2"	3 1/2"	6"	1/2"	3 1/2"	6"	1/2"	3 1/2"	6"	1/2"	4"
1033-RND/SQ	3"	1"	3 1/2"	3"	1"	3 1/2"	3"	1"	3 1/2"	3"	1"	3 1/2"	3"	1"	3 1/2"	4"	1"	3 1/2"	4"	1"	4 1/2"
1033P6-RND/SQ	6"	1"	3 1/2"	6"	1"	3 1/2"	6"	1"	3 1/2"	6"	1"	3 1/2"	6"	1"	3 1/2"	6"	1"	3 1/2"	6"	1"	4 1/2"
1034-RND/SQ	3"	1"	3 1/4"	3"	1"	3 1/4"	3"	1"	3 1/2"	3"	1"	3 1/2"	3"	1"	3 1/2"	4"	1"	3 1/2"	4"	1"	4"
1034P6-RND/SQ	6"	1"	3 1/4"	6"	1"	3 1/4"	6"	1"	3 1/2"	6"	1"	3 1/2"	6"	1"	3 1/2"	6"	1"	3 1/2"	6"	1"	4"
1035-RND/SQ	D2" P3"	1"	2"	D2" P3"	1"	2"	D2" P3"	1"	2"	D3" P3"	1"	2"	D3" P3"	1"	2"	D4" P3"	1"	2"	D4" P3"	1"	2"
1036-RND/SQ	D2" P3/6	1"	2"	D2" P3/6	1"	2"	D2" P3/6	1"	2"	D3" P3/6	1"	2"	D3" P3/6	1"	2"	D4" P4/8	1"	2"	D4" P4/8	1"	2"

Bracket Guide: (continued)

Product # <small>Shaded are Shown in Catalog</small> Refer to Pages 16 & 17 for Pricing	Regular Gauge (1/8" Thick) (Not Heavy Duty)									Heavy Gauge (3/16" Thick) (Heavy Duty)											
	Rod Diameter																				
	1/2"			3/4"			1"			1 1/4"			1 1/2"			1 3/4"			2"		
	P = Projection • W = Back Plate Width • H = Back Plate Height • D = Drop																				
BRACKETS	P	W	H	P	W	H	P	W	H	P	W	H	P	W	H	P	W	H	P	W	H
1038-RND/SQ	4"	1/2"	6 1/2"	4"	1/2"	6 1/2"	4"	1/2"	6 1/2"	4"	1/2"	6 1/2"	4"	1/2"	6 1/2"	4"	1/2"	6 1/2"	4"	1/2"	6 1/2"
1038P6-RND	6"	1/2"	6 1/2"	6"	1/2"	6 1/2"	6"	1/2"	6 1/2"	6"	1/2"	6 1/2"	6"	1/2"	6 1/2"	6"	1/2"	6 1/2"	6"	1/2"	6 1/2"
1040-RND/SQ	3"	1"	3 1/4"	3"	1"	3 1/4"	3"	1"	3 1/4"	3"	1"	3 1/4"	3"	1"	3 1/4"	4"	1"	3 1/4"	4"	1"	4"
1040P6-RND/SQ	6"	1"	3 1/4"	6"	1"	3 1/4"	6"	1"	3 1/4"	6"	1"	3 1/4"	6"	1"	3 1/4"	6"	1"	3 1/4"	6"	1"	3 1/4"
1040HDP3-RND/SQ	3"	1"	3 1/4"	3"	1"	3 1/4"	3"	1"	3 1/4"	3"	1"	3 1/4"	3"	1"	3 1/4"	4"	1"	3 1/4"	4"	1"	4"
1040DBWS-RND/SQ	3 5/6"	1"	4"	3 5/6"	1"	4"	3 5/6"	1"	4"	3 5/6"	1"	4"	3 5/6"	1"	4"	4 7/8"	1"	4"	4 7/8"	1"	4 1/2"
1040DBWS-VS-RND/SQ	Double bracket with support to fit round or square rods. Different diameters for front & back. Our four standard sizes are listed below. Larger diameter rod is in the front.																				
To Fit 3/4" & 1" Dia. Rods				3"	1"	4"	6"	1"	4"												
To Fit 3/4" & 1 1/4" Dia. Rods				3"	1"	4"				6"	1"	4"									
To Fit 1" & 1 1/4" Dia. Rods							3"	1"	4"	6"	1"	4"									
To Fit 1" & 1 1/2" Dia. Rods							3"	1"	4"				6"	1"	4"						
1040EBP-RND/SQ	3"	1"	4"	3"	1"	4"	3"	1"	4"	3"	1"	4"	3"	1"	4"	4"	1"	4"	4"	1"	4"
1040EBPP6-RND/SQ	6"	1"	4"	6"	1"	4"	6"	1"	4"	6"	1"	4"	6"	1"	4"	6"	1"	4"	6"	1"	4"
1040HP-RND/SQ	3"	3"	1"	3"	3"	1"	3"	3"	1"	3"	3"	1"	3"	3"	1"	4"	3"	1"	4"	3"	1"
1040HP-HDP3-RND/SQ	3"	3"	1"	3"	3"	1"	3"	3"	1"	3"	3"	1"	3"	3"	1"	4"	3"	1"	4"	3"	1"
1040HPP6-RND/SQ	6"	3"	1"	6"	3"	1"	6"	3"	1"	6"	3"	1"	6"	3"	1"	6"	3"	1"	6"	3"	1"
1040WS-RND/SQ	3"	1"	4"	3"	1"	4"	3"	1"	4"	3"	1"	4"	3"	1"	4"	4"	1"	4"	4"	1"	4"
1040WSP6-RND/SQ	6"	1"	4"	6"	1"	4"	6"	1"	4"	6"	1"	4"	6"	1"	4"	6"	1"	4"	6"	1"	4"
1040EXP-RND	3-4 1/4"	1"	3 1/4"	3-4 1/4"	1"	3 1/4"	3-4 1/4"	1"	3 1/4"	3-4 1/4"	1"	3 1/4"	3-4 1/4"	1"	3 1/4"	3-4 1/4"	1"	3 1/4"	4-5 1/4"	1"	3 1/4"
1045 (cat. page 24)	N/A	1/2"	1 1/2"	N/A	1/2"	1 1/2"	N/A	1/2"	1 1/2"	N/A	1/2"	2"	N/A	1/2"	2"	N/A	1/2"	2"	N/A	1/2"	2"
1046	1 1/2"	1"	1 1/4"	1 1/2"	1"	1 1/4"	1 1/2"	1"	1 1/4"	1 1/2"	1"	2"	2"	1"	2"	3"	1"	3"	3"	1"	3"
DECORATIVE BRACKETS																					
1100P3-RND/SQ	3"	1"	3"	3"	1"	3"	3"	1"	3"	3"	1"	3"	3"	1"	3"	4"	1"	3"	4"	1"	3"
1100P6-RND/SQ	6"	1"	3"	6"	1"	3"	6"	1"	3"	6"	1"	3"	6"	1"	3"	6"	1"	3"	6"	1"	3"
1102P3-RND/SQ	3"	1"	3"	3"	1"	3"	3"	1"	3"	3"	1"	3"	3"	1"	3"	4"	1"	3"	4"	1"	3"
1102P6-RND/SQ	6"	1"	3"	6"	1"	3"	6"	1"	3"	6"	1"	3"	6"	1"	3"	6"	1"	3"	6"	1"	3"
1103P3-RND/SQ	3"	1"	3"	3"	1"	3"	3"	1"	3"	3"	1"	3"	3"	1"	3"	4"	1"	3"	4"	1"	3"
1103P6-RND/SQ	6"	1"	3"	6"	1"	3"	6"	1"	3"	6"	1"	3"	6"	1"	3"	6"	1"	3"	6"	1"	3"
1104P3-RND/SQ	3"	1"	3"	3"	1"	3"	3"	1"	3"	3"	1"	3"	3"	1"	3"	4"	1"	3"	4"	1"	3"
1104P6-RND/SQ	6"	1"	3"	6"	1"	3"	6"	1"	3"	6"	1"	3"	6"	1"	3"	6"	1"	3"	6"	1"	3"
1105P3-RND/SQ	3"	1"	3"	3"	1"	3"	3"	1"	3"	3"	1"	3"	3"	1"	3"	4"	1"	3"	4"	1"	3"
1105P6-RND/SQ	6"	1"	3"	6"	1"	3"	6"	1"	3"	6"	1"	3"	6"	1"	3"	6"	1"	3"	6"	1"	3"
1106P3-RND/SQ	3"	1"	3"	3"	1"	3"	3"	1"	3"	3"	1"	3"	3"	1"	3"	4"	1"	3"	4"	1"	3"
1106P6-RND/SQ	6"	1"	3"	6"	1"	3"	6"	1"	3"	6"	1"	3"	6"	1"	3"	6"	1"	3"	6"	1"	3"
RND = Round	Round Hollow, Round Hollow Hammered, Solid Round, Solid Round Hammered, Twist Hollow, Rope, Wood Grain Solid, Fluted, and Twist Hollow Hammered																				
SQ = Square	Square Hollow, Square Hollow Hammered																				

Iron Art Rings: Ordering Information

1. Ring diameters are specified for size of rods. Please specify ring size by the size of rod in the order.
2. Rings are made of solid iron.
3. See Unique Collection for bypass "C" Ring #330C, page 26.

Iron Art Rings: Page 21 of Catalog

Product # (Rod Diameter)	Unit	Iron Art Finishes				Custom Finish	Additional Information
		A	B	C	D		
350 (1/4" - 1/2")	EACH	4.00	5.00	5.50	6.00	7.50	
350 (5/8" - 2")	EACH	4.60	5.70	6.30	6.80	8.30	
350 (2 1/4" - 3")	EACH	9.00	11.00	12.00	13.00	14.00	
351 (5/8" - 2")	EACH	6.40	7.10	7.60	8.10	9.80	
351 (2 1/4" - 3")	EACH	9.50	11.50	12.50	13.50	15.00	
352 (1/2" - 1")	EACH	6.30	6.75	7.25	8.00	9.00	
352 (1 1/4" - 2")	EACH	6.75	7.25	8.00	8.50	9.50	
353 (1/2")	EACH	5.50	7.00	8.00	8.50	10.00	
353 (5/8" - 2")	EACH	6.10	8.20	9.20	9.70	10.30	
353 (2 1/4" - 3")	EACH	9.00	11.00	12.00	13.00	15.00	
354 (1/2")	EACH	7.00	7.00	8.00	8.50	10.00	
354 (5/8" - 2")	EACH	7.50	8.20	9.20	9.80	10.80	
354 (2 1/4" - 3")	EACH	9.50	10.00	11.00	12.00	13.50	
355 (1/2" - 1 1/4")	EACH	6.40	7.00	7.50	8.30	9.80	
355 (1 3/8" - 2")	EACH	6.75	7.75	8.25	9.00	10.00	
355 (2 1/4" - 3")	EACH	9.00	11.00	12.00	13.00	14.50	
356 (1/2")	EACH	5.00	5.50	6.00	6.50	8.00	
356 (5/8" - 2")	EACH	6.30	7.00	7.50	8.30	9.30	
356 (2 1/4" - 3")	EACH	8.00	10.00	11.00	12.00	14.00	

Iron Art Rings: A Guide to Sizes

Ring Type	Rod/Pole Outer Diameter	Ring Inner Diameter*	Ring Outer Diameter	Thickness	Ring Drop
350 Smooth Round Ring	1/4" **	3/4"	1 1/4"	1/4"	1 1/4"
	1/2"	1"	1 1/2"	1/4"	1 1/2"
	3/4"	1 1/4"	1 3/4"	1/4"	1 3/4"
	1"	1 1/2"	2"	1/4"	2"
	1 1/4"	1 3/4"	2 1/4"	1/4"	2 1/4"
	1 1/2"	2"	2 1/2"	1/4"	2 1/2"
	2"	2 1/2"	3"	1/4"	3"
	2 1/2"	3"	3 1/2"	1/4"	3 1/2"
	3"	3 1/2"	4"	1/4"	4"
	3 1/2" **	4"	4 1/2"	1/4"	4 1/2"
351 Twisted Ring	3/4"	1 1/4"	1 7/8"	5/16"	1 3/4"
	1"	1 1/2"	2 1/8"	5/16"	2"
	1 1/4"	1 3/4"	2 3/8"	5/16"	2 1/4"
	1 1/2"	2"	2 5/8"	5/16"	2 1/2"
	2"	2 1/2"	3 1/8"	5/16"	3"
	2 1/2"	3"	3 5/8"	5/16"	3 7/16"
	3 1/2" **	4"	4 5/8"	5/16"	4 9/16"

*We recommend the ring's inner diameter to be 1/2" larger than the rod diameter.

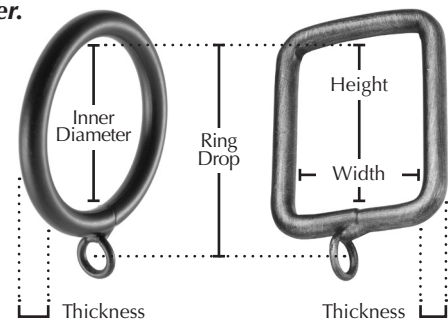
**Ring will fit this size rod, but Orion does not carry it in this size.

Iron Art Rings: A Guide to Sizes (continued)

Ring Type	Rod/Pole Outer Diameter	Ring Inner Diameter*	Ring Outer Diameter	Thickness	Ring Drop
352 Square Ring	1/2"	3/4"W x 1 1/8"H	1 1/4"W x 1 5/8"H	1/4"	1 5/8"
	3/4"	1"W x 1 1/2"H	1 1/2"W x 2"H	1/4"	2"
	1"	1 1/4"W x 1 3/4"H	1 3/4"W x 2 1/4"H	1/4"	2 1/4"
	1 1/4"	1 1/2"W x 2"H	2"W x 2 1/2"H	1/4"	2 1/2"
	1 1/2"	2"W x 2 1/2"H	2 1/2"W x 3"H	1/4"	3"
	2"	2 1/2"W x 3"H	3"W x 3 1/2"H	1/4"	3 1/2"
353 Forged Ring	1/2"	1"	1 1/2"	1/4"	1 9/16"
	3/4"	1 1/4"	1 3/4"	1/4"	1 13/16"
	1"	1 1/2"	2"	1/4"	2 1/16"
	1 1/4"	1 3/4"	2 1/4"	1/4"	2 1/4"
	1 1/2"	2"	2 1/2"	1/4"	2 9/16"
	2"	2 1/2"	3"	1/4"	3 1/16"
	2 1/2"	3"	3 1/2"	1/4"	3 5/8"
	3"	3 1/2"	4"	1/4"	4 1/16"
	3 1/2" **	4"	4 1/2"	1/4"	4 9/16"
354 Hook Ring	1/2"	1"	1 1/2"	1/4"	1 1/2"
	3/4"	1 1/4"	1 3/4"	1/4"	1 3/4"
	1"	1 1/2"	2"	1/4"	2"
	1 1/4"	1 3/4"	2 1/4"	1/4"	2 1/4"
	1 1/2"	2"	2 1/2"	1/4"	2 1/2"
	2"	2 1/2"	3"	1/4"	3"
	2 1/2"	3"	3 1/2"	1/4"	3 1/2"
355 Smooth Round Ring with Clip	1/2"	1"	1 1/2"	1/4"	2 1/8"
	3/4"	1 1/4"	1 3/4"	1/4"	2 3/8"
	1"	1 1/2"	2"	1/4"	2 5/8"
	1 1/4"	1 3/4"	2 1/4"	1/4"	2 7/8"
	1 1/2"	2"	2 1/2"	1/4"	3 1/8"
	2"	2 1/2"	3"	1/4"	3 5/8"
	2 1/2"	3"	3 1/2"	1/4"	4 1/8"
	3"	3 1/2"	4"	1/4"	4 5/8"
	3 1/2" **	4"	4 1/2"	1/4"	5 1/8"
356 Hammered Round Ring	1/2"	1"	1 1/2"	1/4"	1 1/2"
	3/4"	1 1/4"	1 3/4"	1/4"	1 3/4"
	1"	1 1/2"	2"	1/4"	2"
	1 1/4"	1 3/4"	2 1/4"	1/4"	2 1/4"
	1 1/2"	2"	2 1/2"	1/4"	2 1/2"
	2"	2 1/2"	3"	1/4"	3"
	2 1/2"	3"	3 1/2"	1/4"	3 1/2"
	3"	3 1/2"	4"	1/4"	4"

*We recommend the ring's inner diameter to be 1/2" larger than the rod diameter.

**Ring will fit this size rod, but Orion does not carry it in this size.



Swing Arms: Ordering Information

1. Please specify left or right orientation and length with end finial included.
2. Swing arm pricing is for the configurations pictured in the catalog only.
 - a. Swing arm #1093 is shown with a movable finial Product #929MV (page 10), which is an additional charge and is **NOT** included in the swing arm price.
 - b. Swing arm #1094 includes five equally spaced eyelets in the price. Additional eyelets are available. Please add Product #317 for each additional eyelet.
3. Mounting plates are available as R1, R2, and D3 styles, and are interchangeable upon request at no additional cost.
4. Swing arm support brackets are available as shown in the catalog. Please add Product #1099 to the order.
5. Please refer to minimum lengths as specified in the catalog.
6. Measurements are based from the end of the back plate to the outer tip of the finial.
7. Standard projection is ½". Please specify Product #1097 for a 3" projection and #1098 for a 6" projection.
8. Any finial can be utilized. Please add the finial price to the swing arm price.

Swing Arms: Page 21 of Catalog

Product # / Size	Unit	Iron Art Finishes				Custom Finish	Additional Information
		A	B	C	D		
1074 - ½" Diameter Round Rods							
12" Length	EACH	41	52	57	61	71	Max. Weight for ½" Dia.: 3lbs.
18" Length	EACH	47	60	66	71	83	Max. Weight for ½" Dia.: 3lbs.
24" Length	EACH	54	69	76	81	95	Max. Weight for ½" Dia.: 3lbs.
30" Length	EACH	54	69	76	81	95	Max. Weight for ½" Dia.: 3lbs.
36" Length	EACH	59	75	82	88	103	Max. Weight for ½" Dia.: 3lbs.
1074A - ¾" Diameter Round Rods							
12" Length	EACH	45	58	63	68	79	Max. Weight for ¾" Dia.: 5lbs.
18" Length	EACH	50	63	70	74	87	Max. Weight for ¾" Dia.: 5lbs.
24" Length	EACH	56	72	79	85	99	Max. Weight for ¾" Dia.: 5lbs.
30" Length	EACH	59	75	82	88	103	Max. Weight for ¾" Dia.: 5lbs.
36" Length	EACH	65	83	92	98	115	Max. Weight for ¾" Dia.: 5lbs.
1075 - ¾" Diameter Round Rods - Minimum Length is 18"							
18" Length	EACH	88	112	123	132	154	Max. Weight for ¾" Dia.: 5lbs.
24" Length	EACH	93	118	130	139	162	Max. Weight for ¾" Dia.: 5lbs.
30" Length	EACH	102	130	142	152	178	Max. Weight for ¾" Dia.: 5lbs.
36" Length	EACH	108	138	152	163	190	Max. Weight for ¾" Dia.: 5lbs.
1090 - ⅝" Diameter Twist Hollow Rods							
12" Length	EACH	59	75	83	89	103	Max. Weight for ⅝" Dia.: 3lbs.
18" Length	EACH	65	83	92	98	115	Max. Weight for ⅝" Dia.: 3lbs.
24" Length	EACH	72	92	101	108	126	Max. Weight for ⅝" Dia.: 3lbs.
30" Length	EACH	77	98	107	115	134	Max. Weight for ⅝" Dia.: 3lbs.
36" Length	EACH	84	106	117	125	146	Max. Weight for ⅝" Dia.: 3lbs.

Swing Arms: Page 21 of Catalog (continued)

Product # / Size	Unit	Iron Art Finishes				Custom Finish	Additional Information
		A	B	C	D		
1091 - 3/4" Diameter Round Rods - Minimum Length is 36"							
36" Length	EACH	160	204	224	240	280	Max. Weight for 3/4" Dia.: 5lbs.
40" Length	EACH	167	213	234	251	292	Max. Weight for 3/4" Dia.: 5lbs.
48" Length	EACH	176	225	247	264	308	Max. Weight for 3/4" Dia.: 5lbs.
1092 3/4" Diameter Round Rods - Minimum Length is 18"							
18" Length	EACH	126	161	177	190	221	Max. Weight for 3/4" Dia.: 5lbs.
24" Length	EACH	131	167	183	196	229	Max. Weight for 3/4" Dia.: 5lbs.
30" Length	EACH	138	176	193	207	241	Max. Weight for 3/4" Dia.: 5lbs.
36" Length	EACH	144	184	202	217	253	Max. Weight for 3/4" Dia.: 5lbs.
1093 - 1" Diameter Round Rods (Birds not included. Add Product #929MV on page 10)							
12" Length	EACH	88	112	123	132	154	Max. Weight for 1" Dia.: 5lbs.
18" Length	EACH	93	118	130	139	162	Max. Weight for 1" Dia.: 5lbs.
24" Length	EACH	97	124	136	146	170	Max. Weight for 1" Dia.: 5lbs.
30" Length	EACH	104	132	145	156	182	Max. Weight for 1" Dia.: 5lbs.
36" Length	EACH	106	135	149	159	186	Max. Weight for 1" Dia.: 5lbs.
1094 - 1/2" Square Solid Rods							
12" Length	EACH	140	178	196	210	245	Max. Weight for 1/2" Dia.: 3lbs. 5 Eyelets Included
18" Length	EACH	144	184	202	217	253	Max. Weight for 1/2" Dia.: 3lbs. 5 Eyelets Included
24" Length	EACH	149	190	209	223	261	Max. Weight for 1/2" Dia.: 3lbs. 5 Eyelets Included
30" Length	EACH	154	196	215	230	269	Max. Weight for 1/2" Dia.: 3lbs. 5 Eyelets Included
36" Length	EACH	163	207	228	244	284	Max. Weight for 1/2" Dia.: 3lbs. 5 Eyelets Included
317	EACH	13	15	16	17	19	Eyelet Charge
1097	EACH	30	38	42	45	53	3" Projection Bracket
1098	EACH	34	44	48	52	60	6" Projection Bracket
1099	EACH	17	22	24	26	30	Support Bracket

Tiebacks / Swag Holders: Ordering Information

1. All finials - with the exception of Eclectic Collection and Provence Collection - can be utilized to make tiebacks and swag holders.
Please add product #1087 for "U" Shape Bend (3½" projection), #1088 for Expandable Post Projection (3" to 4½" projection), or #1088FX for Fixed Post Projection (3", 4", or 6½" projections).
2. Please specify center facing or vertical orientation of Expandable Post Projection Tieback in the order.
3. Please specify left or right orientation of tiebacks and swag holders, as applicable.
4. Tiebacks and swag holders can be used as finials.

Tiebacks / Swag Holders: Pages 22 & 23 of Catalog

Product #	Unit	Iron Art Finishes				Custom Finish	Additional Information
		A	B	C	D		
715	EACH	32	41	45	49	57	Specify Left or Right
716	EACH	42	53	58	62	73	Specify Left or Right
929 TB	EACH	37	47	52	55	65	Specify Left or Right
933 TB	EACH	37	47	52	55	65	Only Available as Shown in Catalog
977	EACH	35	44	48	52	61	
1003	EACH	35	44	49	52	61	
1004	EACH	35	44	49	52	61	
1005	EACH	49	62	68	73	85	
1006	EACH	50	63	70	74	87	Only Available as "U" Shape Bend
1007	EACH	49	62	68	73	85	
1008	EACH	55	71	78	83	97	
1013	EACH	28	35	39	42	49	
1026	EACH	38	48	53	57	66	
1031	EACH	33	42	46	50	58	
1032	EACH	40	51	56	60	70	Only Available as Shown in Catalog
1037	EACH	43	54	60	64	74	Specify Left or Right
1039	EACH	44	56	61	66	77	Specify Left or Right
1057	EACH	44	56	61	66	77	
1058	EACH	44	56	61	66	77	
1059	EACH	32	41	45	49	57	
1060	EACH	32	41	45	49	57	
1061	EACH	42	53	58	62	73	
1063	EACH	40	50	55	59	69	
1064	EACH	37	47	52	55	65	
1065	EACH	30	38	42	45	53	Only Available as Shown in Catalog
1066	EACH	37	47	52	55	65	
1067	EACH	53	68	74	80	93	
1068	EACH	44	56	61	66	77	Specify Left or Right
1069	EACH	60	77	84	90	105	Specify Left or Right
1070	EACH	46	59	65	69	81	Specify Left or Right
1071	EACH	46	59	65	69	81	Hand Forged

Tiebacks / Swag Holders: Page 23 of Catalog (continued)

Product #	Unit	Iron Art Finishes				Custom Finish	Additional Information
		A	B	C	D		
1072	EACH	43	55	60	64	75	
1073	EACH	35	44	48	52	61	
1076	EACH	37	47	52	55	65	
1077	EACH	37	47	52	55	65	
1078	EACH	42	54	59	63	74	
1079	EACH	45	57	62	67	78	
1080	EACH	45	57	63	67	79	
1081	EACH	35	44	48	52	61	Only Available as Shown in Catalog
1082	EACH	37	47	52	55	65	
1083	EACH	32	41	45	49	57	
1084	EACH	39	50	55	59	69	
1085	EACH	51	65	71	76	89	
1086	EACH	22	28	31	33	39	
1087	EACH	21	27	29	31	36	"U" Shape Bend Charge for Finials 3½" Projection
1088	EACH	21	27	29	31	36	Expandable Post Projection Charge for Finials: 3"-4½" Projection
1088FX-300	EACH	23	29	31	33	39	Fixed Post Projection with Mounting Plate Charge for Finials: 3"P, 3⅛" Dia.
1088FX-400	EACH	23	29	31	33	39	Fixed Post Projection with Mounting Plate Charge for Finials: 4"P, 3⅛" Dia.
1088FX-650	EACH	23	29	31	33	39	Fixed Post Projection with Mounting Plate Charge for Finials: 6½"P, 3⅛" Dia.
2087	EACH	16	20	22	24	28	"U" Shape Bend Tieback

Batons: Ordering Information

- Batons come with finials as shown in the catalog.
 - Any finial can be utilized. Please add finial price to the baton price.
- Please specify length of the baton in the order. (Length more than 108". Please call for quote.)
- Please specify the hook style as ring or clip in the order. Ring style hooks are available with or without an additional eyelet. Please specify your preference in the order.
- Baton #1017 is ¼" diameter. All other batons are ½" diameter.

Batons: Pages 23 & 60 of Catalog

For All Batons: #1015, #1016, #1017, #1018, #1019, and #1020							
Length	Unit	Iron Art Finishes				Custom Finish	Additional Information
		A	B	C	D		
12"-24"	EACH	41	52	57	61	70	
25"-48"	EACH	48	62	67	73	84	
49"-72"	EACH	64	80	89	95	111	
73"-84"	EACH	78	100	110	118	138	
85"-108"	EACH	96	122	134	144	168	

Baton #1016 is available as #1014 in Italian Finishes. Please see page 69.

Additional Clips Available for \$2.30 each, item #1022

Unique Collection: Ordering Information

- The Bypass System utilizes "C" rings, available as Product #330C. Rings are available as follows:
 - 1¼" inner diameter for ¾" rods
 - 1½" inner diameter for 1" rods
 - 1¾" inner diameter for 1¼" rods
 - 2" inner diameter for 1½" rods
 - 2½" inner diameter for 2" rods
 - 4" inner diameter for 3" rods.
- Only straight Round Hollow Rods with ¾", 1", 1¼", 1½", 2", 3" diameters and 1" Square Hollow Rod can be utilized with the Bypass System. Please refer to the rods section in the catalog (page 19), and the price list (page 14).
- Bent rods or rods with elbows can **NOT** be utilized.
- To ensure proper operation:
 - Please utilize brackets from this collection only.
 - Drapes must be heavy enough to keep the eyelet pointed toward the ground (6 o'clock).
 - Rods must not be bowed. Be sure to use enough support brackets.
 - Ensure rods are level.

Unique Collection (Bypass System): Page 24 of Catalog

Product #	Unit	Iron Art Finishes				Custom Finish	Additional Information
		A	B	C	D		
318SC	EACH	24	30	33	35	41	Center Support Bracket Single 3" Projection
318SCHP	EACH	24	30	33	35	41	Center Support Horizontal Backplate Bracket. Single 3" Projection
318SC-6P	EACH	28	36	39	42	49	Center Support Bracket Single 6" Projection
319DC	EACH	47	59	65	70	82	Center Support Bracket Double 3" and 6" Projections
330C	EACH	6	8	9	10	12	"C" Ring to Match Rod Sizes
1028SE	EACH	23	30	33	35	41	End Bracket / Single 3" Projection
1028SE-6P	EACH	28	35	39	42	49	End Bracket / Single 6" Projection
1024DE	EACH	41	53	58	62	72	End Bracket Double 3" & 6" Projections

See page 69 for Unique Collection in Italian Finishes.

Oasis Collection: Ordering Information

- Expandable set pricing is for the configurations pictured in the catalog only.
- All sets include rods, finials, and brackets. Please order rings separately.
 - Brackets are the standard bracket #1028 on page 20 of the catalog, with a 3" projection.
 - Rod lengths exclude finials. Please refer to finial specifications in the finial section of the catalog.
- Expandable sets come as a 1" and 7/8" diameter straight Round Hollow Rod combination and can **NOT** be bent.
- Finials are welded on the rods.

Oasis Collection (Expandable Sets): Page 24 of Catalog

Product Set Lengths	Unit	Iron Art Finishes				Custom Finish	Additional Information
		A	B	C	D		
Small: 27" - 48"	SET	125	158	174	186	217	Style as Shown in Catalog
Medium: 45" - 82"	SET	152	192	212	227	264	Style as Shown in Catalog
Large: 81" - 118"	SET	197	250	275	295	344	Style as Shown in Catalog
Extra Large: 117" - 154"	SET	240	305	335	359	419	Style as Shown in Catalog

Milano Collection: Ordering Information

The Milano Collection is available while supplies last.

1. The Milano Collection is available in 5/8" Hollow Round Rods only.
2. Finials can be utilized to make "U" Shape Bend tiebacks. Please add Product #2087 to the finial price.
3. Brackets #2080 and #2081 are designed for standard wood headrail support.
Please see the image in the catalog (page 25). Brackets are 3/4" wide.

Milano Collection (Roman Shades on Hardware): Page 25 of Catalog

Product #	Unit	Iron Art Finishes				Satin Brass	Custom Finish	Additional Information
		A	B	C	D			
2070	EACH	17	21	24	25	21	29	Interior Fit Only
2071	EACH	11	13	15	16	13	18	Interior Fit Only
2072	EACH	11	13	15	16	13	18	Interior Fit Only
2073	EACH	13	16	18	19	16	22	Interior Fit Only
2074	EACH	25	32	35	38	32	44	Interior Fit Only
2075	EACH	27	35	38	41	35	48	Interior Fit Only
2080	EACH	13	16	18	19	N/A	22	Headrail Support Bracket 2" Projection
2081	EACH	13	16	18	19	N/A	22	Headrail Support Bracket 3" Projection
2082	EACH	15	19	21	22	N/A	26	Single Bracket / 2" Projection
2083	EACH	15	19	21	22	N/A	26	Single Bracket / 3" Projection
2084	EACH	17	21	24	25	N/A	29	Double Bracket 3" and 6" Projections
2087	EACH	15	19	21	22	N/A	26	"U" Shape Bend Tieback
2088	EACH	5	6	7	7	N/A	9	Extended Eyelet Ring

N/A = Not Available

Fina Collection: Ordering Information

1. Fina Collection finials are available for 1/2" diameter Round Hollow Rods only.
2. Finials are available as exterior fit only.
3. Rod and rings are **NOT** included.

Fina Collection (Thin Line Hardware): Page 25 of Catalog

Product #	Unit	Iron Art Finishes				Custom Finish	Additional Information
		A	B	C	D		
1041 P1	EACH	16	20	22	24	28	1" Projection Bracket
1041 P2	EACH	20	26	28	30	36	2" Projection Bracket
2010	EACH	14	17	19	20	24	Exterior Fit Only
2015	EACH	16	20	22	24	28	Exterior Fit Only
2020	EACH	19	24	26	28	33	Exterior Fit Only
2025	EACH	16	20	22	24	28	Exterior Fit Only
2030	EACH	17	22	24	26	30	Exterior Fit Only
2040	EACH	14	17	19	20	24	Exterior Fit Only
2050	EACH	14	17	19	20	24	Exterior Fit Only
2060	EACH	18	23	25	27	32	Exterior Fit Only
2087	EACH	16	20	22	24	28	"U" Shape Bend Tieback

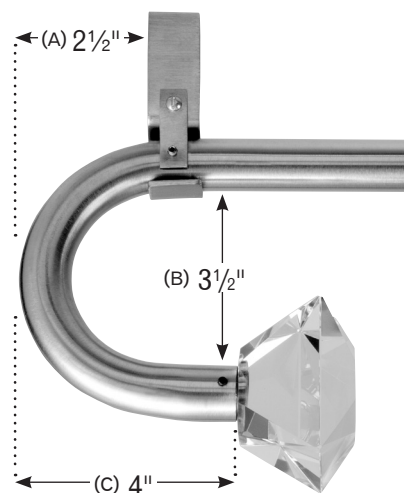
3D Drapery Hardware: Ordering Information

- Use with single or double rod systems.
 - Order your rod length tip to tip.
 - Back rods in the double rod system are the same length as the front rod, including their end caps.
- Works with 1" round hollow rods in smooth or hammered styles.
 - Smooth styles available in 35 Iron Art™ finishes or 5 Italian Collection finishes (excludes Polished Chrome).
 - Hammered styles available in 35 Iron Art™ finishes.
 - Custom finishes available for smooth or hammered styles.
- Choose from any style of ring. Bypass rings may only be used with smooth style rods.
- Choose from any style of bracket. Brackets ordered for use with the 3D system will include lids and set screws.
- Choose from almost any Iron Art™ finial, all Italian finials, and all Bohemia Crystal finials. Because of their size and branch shape, we don't recommend the 3D system for use with Iron Art™ finials #410, #416, #506, #711, #939, #954, #979, and #982, and Village Forge finials #600, #601, #603, and #606.
- Optional master carrier sets work with center open draperies and rings for complete drapery closure in the front.

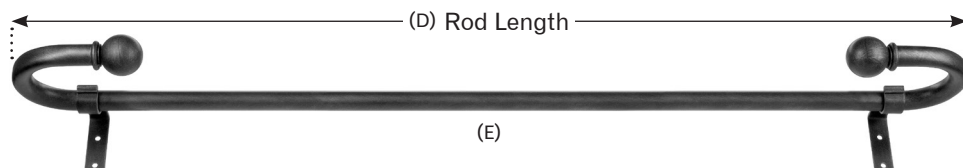
3D Drapery Hardware: Pages 26-29 of Catalog

Description	Product #	Unit	Price	Sets Include:
3D Single Kit for Iron Art Finishes	3D-SIA	EACH	44	<ul style="list-style-type: none"> Two 180° U-Bends for one iron rod. Two straight master carriers for rings. Four rings (two for each straight carrier).
3D Single Kit for Italian Finishes	3D-SIT	EACH	53	
3D Double Kit for Iron Art Finishes	3D-DIA	EACH	61	<ul style="list-style-type: none"> Two 180° U-Bends for one iron rod. Four straight master carriers for rings. Eight rings (two for each straight carrier). Two end caps for one back rod.
3D Double Kit for Italian Finishes	3D-DIT	EACH	74	
Overlap Master Carrier Set in Iron Art Finishes	MCS-IA	EACH	17	<ul style="list-style-type: none"> One straight master carrier for rings. One overlap master carrier for rings. Four rings (two for each carrier).
Overlap Master Carrier Set in Italian Finishes	MCS-IT	EACH	24	

3D Drapery Hardware: Measurement Guidelines



- A) The distance from the end of the straight rod to the edge of the curve is 2½".
- B) The U-Bend projection is 3½".
- C) The front face of the U-Bend is 4" long, not including the finial.
- D) Order your rod length tip to tip.
- E) Available in 1" diameter round hollow smooth or hammered styles, single or double rod systems. Back rods in the double rod system are the same length as the front rod, including their end caps.



3D Drapery Panels: Ordering Information

- For use as a single rod system.
 - Order your rod length tip to tip.
 - Order your front panel rod extension length up to 24".
- Works only with 1" Smooth Round Hollow Rods.
 - Available in 35 Iron Art™ finishes or 5 Italian Collection finishes (excludes Polished Chrome).
 - Custom finishes available.
- Choose from any style of ring for the front panels.
Use Unique Collection Bypass "C" Rings for functional rear draperies (330C or 7330C).
- Use Unique Collection Single Bypass End Brackets (1028SE or 7014SE).
Use Unique Collection Single Bypass Support Brackets for additional support (318SC or 7318SC).
- Choose from almost any Iron Art™ finial, all Italian finials, and all Bohemia Crystal finials. Because of their size and branch shape, we don't recommend the 3D system for use with Iron Art™ finials #410, #416, #506, #711, #939, #954, #979, and #982, and Village Forge finials #600, #601, #603, and #606.
- Optional master carrier sets work with center open draperies and rings for complete drapery closure in the front.

3D Drapery Panels: Pages 30-31 of Catalog

Description	Product #	Unit	Price	Sets Include:
3D Panel Kit for Iron Art Finishes	3D-PIA	EACH	105	<ul style="list-style-type: none"> Two 180° U-Bends for One Iron Rod Two Front Panel Rod Extensions Up To 24" Long Two 3D319DC Support Brackets Two Straight Master Carriers for Rings Four Bypass "C" Rings (Two for Each Straight Carrier)
3D Panel Kit for Italian Finishes	3D-PIT	EACH	189	<ul style="list-style-type: none"> Two 180° U-Bends for One Iron Rod Two Front Panel Rod Extensions Up To 24" Long Two 3D319DC Support Brackets Two Straight Master Carriers for Rings Four Bypass "C" Rings (Two for Each Straight Carrier)
Overlap Master Carrier Set in Iron Art Finishes	MCS-IA	EACH	17	<ul style="list-style-type: none"> One straight master carrier for rings. One overlap master carrier for rings. Four rings (two for each carrier).
Overlap Master Carrier Set in Italian Finishes	MCS-IT	EACH	24	<ul style="list-style-type: none"> One straight master carrier for rings. One overlap master carrier for rings. Four rings (two for each carrier).

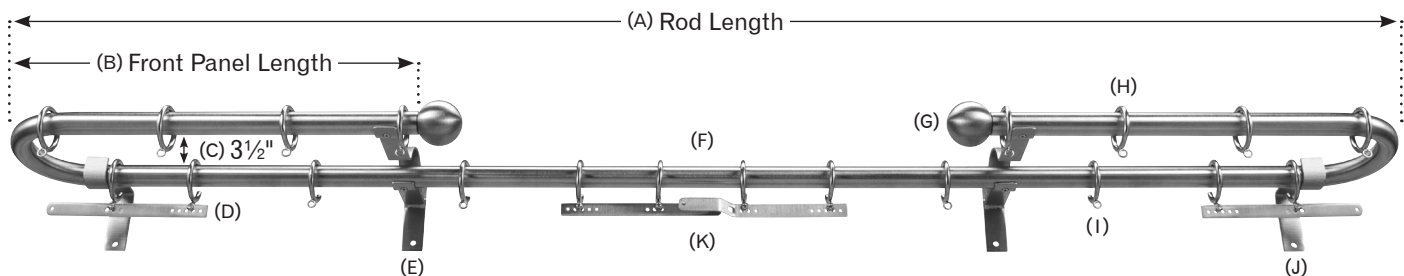
3D Drapery Panels: Measurement Guidelines

Measurement Guidelines:

- Order your rod length tip to tip.
- Order your front panel rod extension length up to 24".
- The U-Bend projection is 3½".
- Two Straight Master Carriers and four Bypass "C" Rings are included in the set.
- Two 3D319DC Support Brackets are included in the set.

Order These in Addition to the Kit:

- 1" diameter Smooth Round Hollow Rod
- Finials
- Rings for front panel
- Unique Collection Bypass "C" Rings for rear draperies (330C or 7330C)
- Unique Collection Bypass End Brackets (1028SE or 7014SE)
- Optional Overlap Master Carrier Set



Tropical Collection: Ordering Information

The Tropical Collection is available while supplies last.

FINIALS (Page 32 of the catalog)

- Any finial can be utilized for making a "U" Shape Bend tieback. Please add Product #9060 to the order.

CORNICES (Page 32 of the catalog)

- Cornices can be fabricated in 3½" and 5½" height only, and can **NOT** be bent.
- For additional details please refer to the Tuscany Collection (Decorative Metal Cornices) ordering information (page 36).

RODS (Page 33 of the catalog)

- Rods can be bent. Please add #9020BT or #9022BT. Please send a template for approval to bend 2" dia. rods.
- The Bamboo Swirl Rod (#9022) is decorative only, and is not meant to be used with rings nor with panels that will be moved.
- The Bamboo Swirl Rod (Product #9022) can be bent. Please add Product #9022BT to the order.
Please send a template for approval to bend 2" diameter rods.

SWING ARMS (Page 33 of the catalog)

- Swing arms are supplied with a bamboo cap finial (Product #9004) only.
- Please specify the length with the finial included.
- The standard projection is ½". Please add Product #1097 (page 23) for a 3" projection or Product #1098 (page 23) for a 6" projection.
- Swing arm support brackets are available as shown in the catalog. Please add Product #1099 (page 23) to the order.

BATONS (Page 33 of the catalog)

- Please specify hook style as ring or clip in the order.
- Batons are finished at the end as shown. No finials are included.

BRACKETS (Page 33 of the catalog)

- Brackets are available in 3" projection (Product #9010), 6" projection (Product #9011), double (3"/6") projection (Product #9012), and traverse (Product #1263).

RINGS (Page 33 of the catalog)

- There are two types of bamboo rings; round (Product #9025) and flat (Product #9029).

FINISHES (Page 33 of the catalog)

- Tropical Collection finishes are only available for this collection.

Tropical Collection (Bamboo on Iron): Pages 32 & 33 of Catalog

Product #	Unit	Iron Art Finishes				Tropical Finishes	Custom Finish	Additional Information
		A	B	C	D			
1263ST6	EACH	32	40	44	47	44	55	Single Traverse / Rod Combination 6" Projection / Light Drapes
1263DT	EACH	34	43	47	50	47	59	Double Traverse / Rod Combination: 4½"- 5½" and 7½" Projections / Light Drapes
8006	EACH	20						Tropical Bamboo Finish Selector Set
9000	EACH	121	154	169	182	169	212	Iron Finial / Interior Fit Only
9001	EACH	108	137	151	162	151	189	Iron Finial / Interior Fit Only
9002	EACH	106	135	148	158	148	185	Iron Finial / Interior Fit Only
9004	EACH	25	32	35	38	35	44	Iron Finial / Interior Fit Only
9005	EACH	50	64	71	76	71	88	Iron Finial / Interior Fit Only
9010	EACH	40	51	56	60	56	70	Single Bracket / 3" Projection
9011	EACH	42	54	59	63	59	74	Single Bracket / 6" Projection
9012	EACH	63	80	88	95	88	110	Double Bracket 3" and 6" Projections
9020 Straight Hollow Rods								
¾" Dia.	FOOT	25	32	35	38	35	44	Can be Bent
1" Dia.	FOOT	27	35	38	41	38	48	Can be Bent
1¼" Dia.	FOOT	29	37	41	44	41	51	Can be Bent
1½" Dia.	FOOT	34	43	47	50	47	59	Can be Bent
2" Dia.	FOOT	38	48	53	57	53	66	Template Approval Required to Bend
9020CV	FOOT	28	28	28	28	28	28	Product #9020 Rod Curve Charge

Tropical Collection (Bamboo on Iron): Pages 32 & 33 of Catalog

Product #	Unit	Iron Art Finishes				Tropical Finishes	Custom Finish	Additional Information
		A	B	C	D			
9022 Decorative Rods - Bamboo Swirl								
¾" Dia.	FOOT	42	54	59	63	59	74	Can be Bent
1" Dia.	FOOT	44	56	62	66	62	77	Can be Bent
1¼" Dia.	FOOT	46	59	65	69	65	81	Can be Bent
1½" Dia.	FOOT	48	62	68	72	68	85	Can be Bent
2" Dia.	FOOT	50	64	71	76	71	88	Template Approval Required to Bend
9022CV	FOOT	32	32	32	32	32	32	Product #9022 Rod Curve Charge
9025	EACH	9	11	12	13	12	15	Round Ring / ⅜" Thick 1⅜", 1⅞", 2½", and 3" Inner Diameters
9029	EACH	11	13	15	16	15	18	Flat Ring / ¾" Wide 1⅜", 1⅞", 2½", and 3" Inner Diameters
9040S	FOOT	84	107	118	126	118	147	Decorative Cornice 3½" High
9040D	FOOT	116	147	162	173	162	202	Decorative Cornice 5½" High
9046	FOOT	53	67	74	79	74	92	Swing Arm
9050	EACH	84	107	118	126	118	147	38" Baton
9060	EACH	19	24	26	28	26	33	"U" Shape Bend Tieback
9003	EACH							Discontinued

Burgundy Collection: Ordering Information

1. Templates need to be provided with orders for bent rods. Please specify if bracket deductions are needed.
If not specified, template will be used as rod size.
2. Products #280, #281, #282, and #283 are only available as shown in the catalog and can **NOT** be bent.
3. Products #252, #253, and #255 can be bent. Please add #286 for the bending charge (per foot) to the order.
4. Standard returns are 3" and 6". Other return sizes are available upon request.
5. Finials can be utilized with Products #252, #253, #254, #280, #281, #282, #283, #284, and #285 with ¾" diameter and above rods. Please order finials separately.
6. Mounting plates are included in all styles except #252, #253, #254, and #254B. Please order brackets separately.
7. Products #284 and #285 can be configured to any length, and include end brackets in the pricing.
Any center support brackets required must be ordered separately.
8. 264H (hammered) is not offered with "C" Rings - ByPass System.


Burgundy Collection (Decorative Rods): Pages 34 & 35 of Catalog

Product #	Unit	Iron Art Finishes				Custom Finish	Additional Information
		A	B	C	D		
251	FOOT	47	61	66	71	83	Mounting Plates Included
251B	FOOT	56	72	80	86	99	Bent / Mounting Plates Included
252	FOOT	38	48	53	56	66	Order Brackets Separately
253	FOOT	30	39	43	46	54	Order Brackets Separately
254	FOOT	36	45	50	53	62	Order Brackets Separately
254B	FOOT	45	57	63	68	79	Bent / Order Brackets Separately
255	FOOT	38	48	53	56	66	Mounting Plates Included
256	FOOT	33	42	46	50	57	Mounting Plates Included
256B	FOOT	38	48	53	56	66	Bent / Mounting Plates Included
257	FOOT	43	54	60	64	74	Mounting Plates Included

Burgundy Collection (Decorative Rods): Pages 34 & 35 of Catalog (continued)

Product #	Unit	Iron Art Finishes				Custom Finish	Additional Information
		A	B	C	D		
257B	FOOT	52	66	73	78	91	Bent / Mounting Plates Included
264R-S-RND	FOOT	36	45	50	53	62	Single Round Rod with Rnd Socket
264R-D-RND	FOOT	45	57	63	68	79	Double Round Rod with Rnd Socket
264R-S-HRND	FOOT	47	59	65	70	81	Single Hammered Rod with Rnd Socket
264R-D-HRND	FOOT	52	81	88	95	110	Double Hammered Rod with Rnd Socket
264S-S-SQ	FOOT	36	45	50	53	62	Single Square Rod with Square Socket
264S-D-SQ	FOOT	45	57	63	68	79	Double Square Rod with Square Socket
264V-S-RND	FOOT	36	45	50	53	62	Single Round Rod with Vertical Socket
264V-D-RND	FOOT	45	57	63	68	79	Double Round Rod with Vertical Socket
264V-S-HRND	FOOT	47	59	65	70	81	Single Hammered Rod with Rnd Socket
264V-D-HRND	FOOT	52	81	88	95	110	Double Hammered Rod with Rnd Socket
264V-S-SQ	FOOT	36	45	50	53	62	Single Square Rod with Vertical Socket
264V-D-SQ	FOOT	45	57	63	68	79	Double Square Rod with Vertical Socket
280	EACH	449	573	629	674	785	Mounting Plates Included
281	EACH	367	467	513	549	641	Mounting Plates Included
282	EACH	343	437	479	514	600	Mounting Plates Included
283	EACH	284	361	397	425	496	Mounting Plates Included
284	FOOT	50	63	70	74	87	Order Center Support Brackets Separately
285	FOOT	50	63	70	74	87	Order Center Support Brackets Separately
286	EACH	27	27	27	27	27	Bend Charge for #252, #253, & #255

³/₄" to 2" Round Hollow Rods included in the price for Products #264, #264D, #280, #281, #282, #283, #284, and #285. Order rings separately. Rods with Returns #264 and #264D may also use Square Hollow Rods included in the price. See note below.



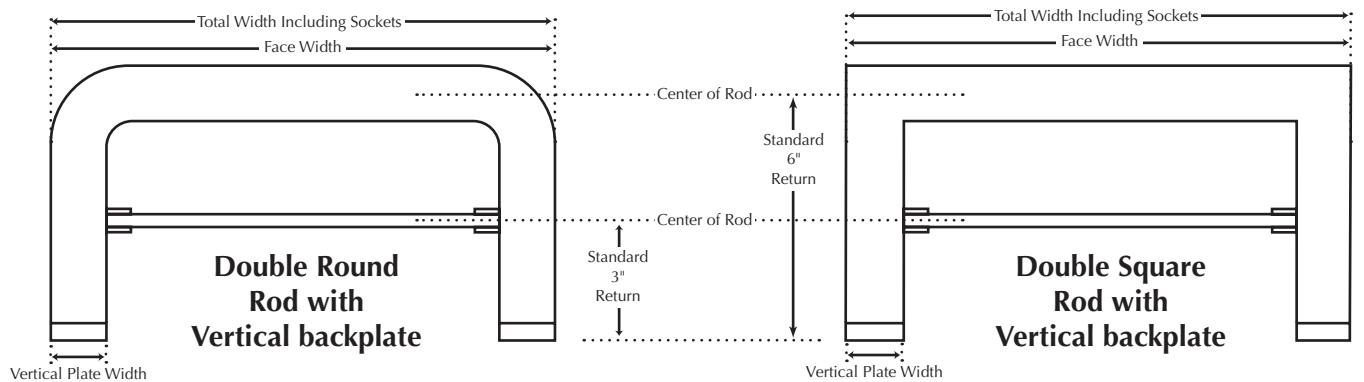
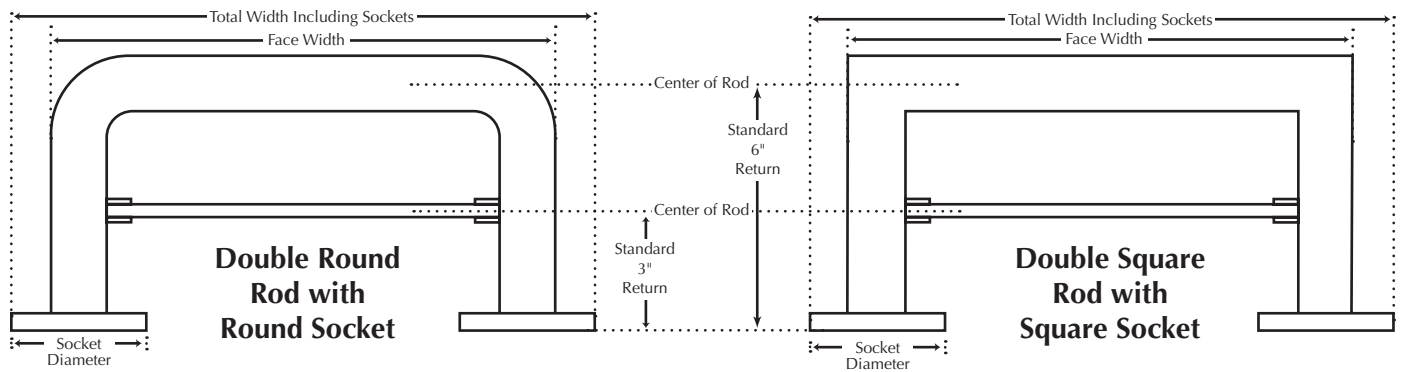
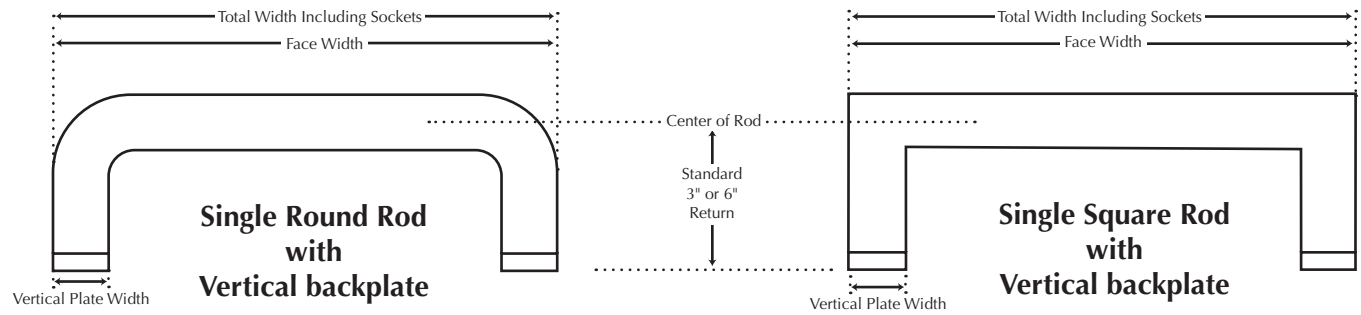
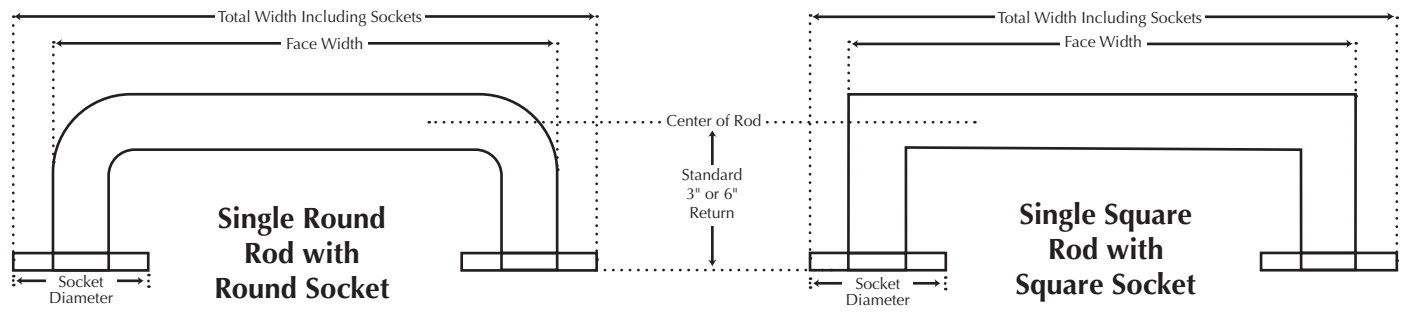
Widths given for Rods with Returns (#264, #264D & #7007) will include sockets. If you prefer to give the Face Width, please be sure to specify this is the dimension you are providing in your order. If using vertical plates instead, the plates are the width of the rod diameter. Socket diameter will vary as per rod size.

Standard returns are 3" and 6". If not specified, 3" will be provided. Other return sizes are available upon request.

Rods with Returns for Square Hollow Rods, and are mitered and welded to form corners.

Round, Square, Single Vertical Sockets are screwed in (not welded) on each return

Rod Diameter	Socket Diameter	Plate Height
Up to 1"	2"	3"
1 1/4"	2 1/4"	3 1/2"
1 1/2"	2 1/2"	3 1/2"
2"	3"	4"



Mediterranean Collection: Ordering Information

1. Product includes mounting plates with three options. Please specify mounting plate selection in the order.
 - a. Wall Mounting Plate, with 3" to 5" expandable projection.
 - b. Wood Duster Mounting Plate.
 - c. Flush Mount against the wall.
2. To reduce the weight of the product, the Mediterranean Collection is fabricated in aluminum.

Mediterranean Collection (Decorative Crowns): Page 36 of Catalog

Product #	Unit	Iron Art Finishes				Custom Finish	Additional Information
		A	B	C	D		
4001	EACH	203	259	285	305	356	Servena
4002	EACH	163	208	228	245	286	Castilla
4003	EACH	159	202	222	238	278	Camilla
4004	EACH	110	141	154	165	193	Sofia
4005	EACH	165	211	232	248	289	Mallorca
4006	EACH	170	216	238	255	297	Valencia
4007	EACH	121	155	170	182	212	Minerva
4008	EACH	183	233	256	275	320	Isabelle
4009	EACH	201	256	281	301	351	Asha
4010	EACH	201	256	281	301	351	Seville
4011	EACH	201	256	281	301	351	Morning Glory

Vienna Collection: Ordering Information

1. Please specify measurements from tip to tip.
2. 3" or 6" projection mounting plates and 5 equally space knobs are included. Please specify projection in your order. For additional knobs, please add Product #313 to the order.
3. Please specify left or right orientation of the decorative scroll if applicable.
4. Please refer to minimum and maximum lengths as specified.

Vienna Collection (Decorative Scrolls): Page 36 of Catalog

Product #	Unit	Iron Art Finishes				Custom Finish	Additional Information
		A	B	C	D		
250	FOOT	220	281	308	330	385	Min. Length: 16" / Specify Left or Right
266	FOOT	165	210	231	248	289	Min. Length: 17" / Max. Length: 48" Specify Left or Right
267	FOOT	242	309	339	363	424	Min. Length: 27" / Max. Length: 48" Specify Left or Right
268	FOOT	253	323	354	380	443	Min. Length: 16" / Specify Left or Right
269	FOOT	253	323	354	380	443	Min. Length: 16" / Specify Left or Right
270	FOOT	264	337	370	396	462	Minimum Length: 16"
313	EACH	7	9	10.5	11.5	14	Additional Knob

Renaissance Collection: Ordering Information

1. Pricing for this product is by the panel. Please specify mounting plate selection in the order.
2. Product is shipped as unconnected panels. Connectors are provided for assembly.
3. Product includes mounting plates with three options:
 - a. Wall Mounting Plate, with 3" to 5" expandable projection.
 - b. Wood Duster Mounting Plate.
 - c. Flush Mount (**Connectors are not provided. Simply push the panels together upon installation.**)
4. Decorative cornices can be customized in length by cutting panels. Please add the Product #9131 charge to the order. Any cut panel is charged as a full panel.
 - a. We will not be liable for any design considerations when customizing decorative cornices.
If the location of the cut on the panel is vital, please provide a drawing for our production staff to follow.
5. All styles are available with returns and mounting plates. Add Product #9130 with the order.
Minimum projection available is 3"; maximum projection available is 6". Specify projection when ordering.
6. To reduce the weight of the product, the Renaissance Collection is fabricated in aluminum.

Renaissance Collection: Page 37 of Catalog

















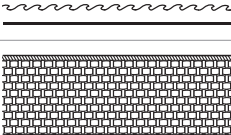
Product #	Unit	Iron Art Finishes				Custom Finish	Additional Information
		A	B	C	D		
9125	PANEL	106	133	149	165	191	Cathedral / Panel Length: 26½"
9126	PANEL	94	118	132	146	170	Pontalba / Panel Length: 25¼"
9127	PANEL	94	118	132	146	170	New Orleans / Panel Length: 27½"
9128	PANEL	111	139	155	172	200	Gothic / Panel Length: 27¾"
9129	PANEL	111	139	155	172	200	Florence / Panel Length: 27¼"
9130	PANEL	70	88	98	109	126	Return with Mounting Plate
9131	PANEL	36	36	36	36	36	Cutting Charge

Tuscany Collection: Ordering Information

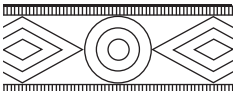

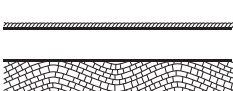
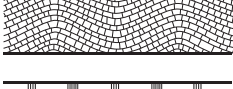


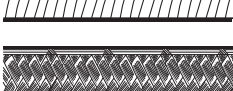





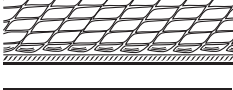


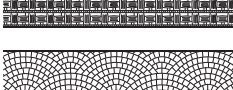






CORNICES HAVE A NO RETURN POLICY AND CAN NOT BE RETURNED FOR CREDIT.

1. Cornice pricing is per foot; please include returns when calculating length.
2. Cornices are available with or without a wood duster. Listed prices are without a wood duster.
3. The standard wood duster is available as Product #8046 with projections of 3½", 5½", and 7½" only.
Please specify the projection in your order.
4. A custom wood duster is available as Product #8047 in any projection up to 12".
Please specify the projection in your order.
5. Cornices without a wood duster are available in any projection up to 12".
6. Cornices include "L" brackets spaced approximately 48" apart at no additional cost.
7. Cornices are manufactured as one piece, and cannot be spliced. Maximum length for FedEx shipment is 102".
All lengths over 102" must be shipped by common carrier (truck line). Please note residential truck deliveries are restricted to 24' (288").
8. Cornices are available for bay windows. Please add Product #8044/#8044CV as the bending/curve charge for single cornices, and Product #8045/#8045CV as the bending/curve charge for double cornices.
9. Cornice heights can be fabricated: Narrow (2⅞"-3⅞") - up to triple height; Medium (4"-5½") - double height.
Design #8025 is available only as single height.
10. Cornices are compatible with an iron rod set, cord/manual traversing, or Somfy Motorization. Rods and tracks are finished to match the cornice. The minimum projection when ordering is 5½". Please specify the projection in your order. Also, please specify cord length, cord placement (left or right), and draw (left stack, right stack, or center open) as applicable.

Tuscany Collection: Pages 38-41 of Catalog

Product #	Unit	Iron Art Finishes				Custom Finish	Additional Information	Sample Pattern
		A	B	C	D			
8021	FOOT	66	84	92	99	116	Acanthus / Single / Height: 3½"	
8022	FOOT	80	102	112	120	140	Acanthus / Double / Height: 7"	
8023	FOOT	66	84	92	99	116	Tulip / Single / Height: 3½"	
8024	FOOT	80	102	112	120	140	Tulip / Double / Height: 7"	
8025	FOOT	67	85	94	100	117	Hammered / Single / Height: 8"	
8026	FOOT	58	74	81	87	101	Baroque / Single / Height: 3¾"	
8027	FOOT	77	98	108	116	135	Baroque / Double / Height: 6¾"	
8028	FOOT	58	74	81	87	101	Embossed / Single / Height: 2⅞"	
8029	FOOT	77	98	108	116	135	Embossed / Double / Height: 5¾"	
8030	FOOT	61	77	85	91	106	Bud Branch / Single / Height: 3½"	
8031	FOOT	80	102	112	120	140	Bud Branch / Double / Height: 7"	
8032	FOOT	61	77	85	91	106	Spanish Scroll / Single / Height: 3½"	
8033	FOOT	80	102	112	120	140	Spanish Scroll / Double / Height: 7"	
8034	FOOT	61	77	85	91	106	Spring Leaf / Single / Height: 3¾"	
8035	FOOT	80	102	112	120	140	Spring Leaf / Double / Height: 7½"	
8036	FOOT	58	74	81	87	101	Sea Shore/ Single / Height: 3¾"	
8037	FOOT	68	86	95	102	119	Basket Weave / Single / Height: 5½"	

Tuscany Collection: Pages 38-41 of Catalog (continued)

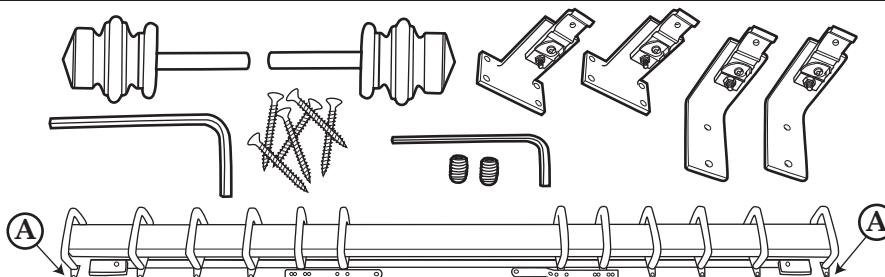
Product #	Unit	Iron Art Finishes				Custom Finish	Additional Information	Sample Pattern
		A	B	C	D			
8055	FOOT	58	74	81	87	101	Infinite Geometry / Single / Height: 3 3/8"	
8056	FOOT	72	91	100	107	125	Infinite Geometry / Double / Height: 7 1/4"	
8057	FOOT	63	80	88	94	110	Classic / Single / Height: 3 1/2"	
8058	FOOT	77	98	108	116	135	Classic / Double / Height: 7"	
8059	FOOT	58	74	81	87	101	Royal Road / Single / Height: 3 1/2"	
8060	FOOT	72	91	100	107	125	Royal Road / Double / Height: 7"	
8061	FOOT	61	77	85	91	106	Bamboo Delight / Single / Height: 4 1/8"	
8062	FOOT	80	102	112	120	140	Bamboo Delight / Double / Height: 8 1/4"	
8063	FOOT	61	77	85	91	106	Sunbursts / Single / Height: 4 1/8"	
8064	FOOT	80	102	112	120	140	Sunbursts / Double / Height: 8 1/4"	
8065	FOOT	61	77	85	91	106	Metal Weave / Single / Height: 4 1/8"	
8066	FOOT	80	102	112	120	140	Metal Weave / Double / Height: 8 1/4"	
8067	FOOT	61	77	85	91	106	Olive Branches / Single / Height: 4 3/8"	
8068	FOOT	80	102	112	120	140	Olive Branches / Double / Height: 8 3/4"	
8069	FOOT	61	77	85	91	106	Emblem / Single / Height: 4 1/4"	
8070	FOOT	80	102	112	120	140	Emblem / Double / Height: 8 1/4"	
8071	FOOT	61	77	85	91	106	Swirls / Single / Height: 4 1/8"	
8072	FOOT	80	102	112	120	140	Swirls / Double / Height: 8 1/4"	
8073	FOOT	61	77	85	91	106	Windblown / Single / Height: 4"	
8074	FOOT	80	102	112	120	140	Windblown / Double / Height: 8"	
8075	FOOT	66	84	92	99	116	Pyramids / Single / Height: 6"	
8077	FOOT	72	91	100	107	125	Lattice Weave / Single / Height: 6 1/8"	
8079	FOOT	66	84	92	99	116	Mosaics / Single / Height: 6"	
8044	EACH	30	30	30	30	30	Bend Charge / Single Cornice	
8045	EACH	42	42	42	42	42	Bend Charge / Double Cornice	
8044CV	FOOT	24	24	24	24	24	Curve Charge / Single Cornice	
8045CV	FOOT	32	32	32	32	32	Curve Charge / Double Cornice	
8046	FOOT	14	18	19	21	24	Standard Wood Duster	
8047	FOOT	28	35	39	42	49	Custom Wood Duster	

DESIGNERS' CHOICE TRAVERSING RODS

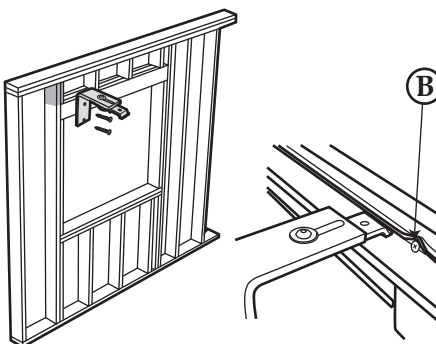
Installation Guide

1. Unwrap and check all parts.
Parts will vary by order.

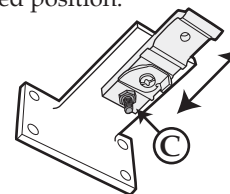
When ordering with rings, two stationary rings (A) are placed on each end for center open systems, one ring is placed on the stack side for one-way draw systems.



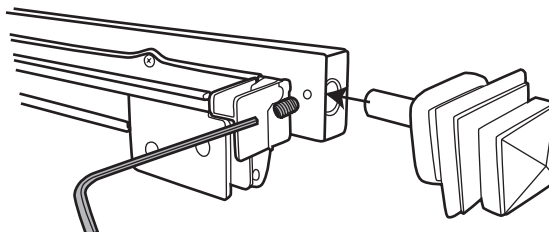
2. Designers' Choice hardware should be installed in wall studs where possible. We suggest using a density analyzer to determine stud locations.
 - (a) If installing in wall without stud, use heavy duty hollow wall anchors (e.g., Hillman #370012) or toggle bolts. We recommend ordering extra center supports when hollow wall anchors are being used.
 - (b) Make sure support brackets do not line up with fascia screws (B).
 - (c) Use level to make sure all brackets are on the same horizontal plane.



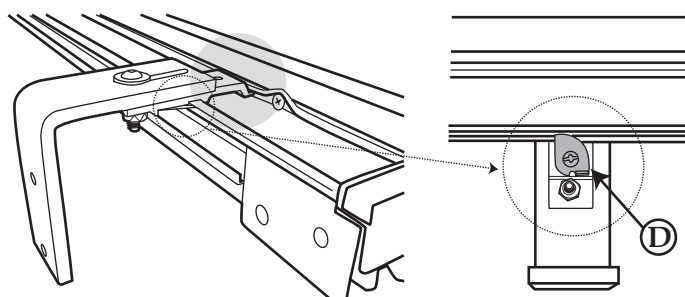
3. Adjust projection of bracket clip by loosening the screw nut (C). Adjust bracket projection as needed. Retighten the screw nut to hold the clip in desired position.



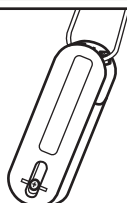
4. Install the finial in pre-drilled hole in rod. Use enclosed wrench to tighten finial screw.



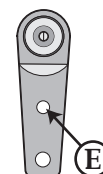
5. Clip traversing track onto the brackets on the wall; make sure track is securely in brackets. Turn the bracket clip (D) to lock the bracket with the track.



6. Test the cord to assure that rod draws smoothly. Install the floor tension pulley for the cord.



7. If installing without rings, please hang drapery from the top hole of the glide (E).



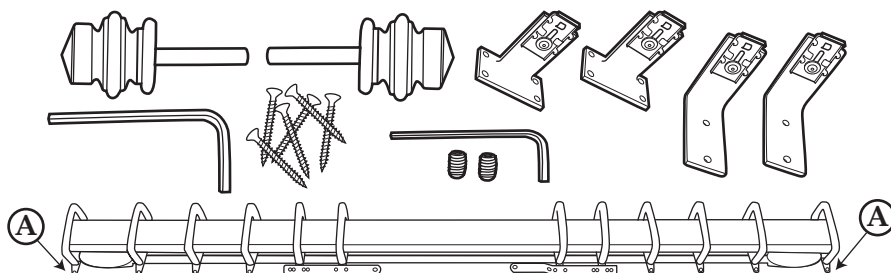
We recommend using a professional installer. While installation hardware is included, it may not be appropriate for your specific wall material or individual installation. Company will not assume any responsibility for damages incurred by inadequately supported or improperly mounted hardware.

TRAVERSING WITH SOMFY

Installation Guide

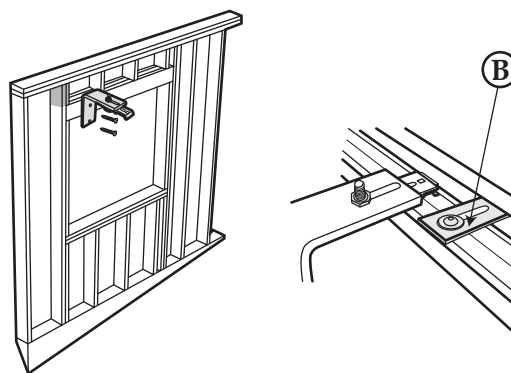
1. Unwrap and check all parts.
Parts will vary by order.

When ordering with rings, two stationary rings (A) are placed on each end for center open systems, one ring is placed on the stack side for one-way draw systems.

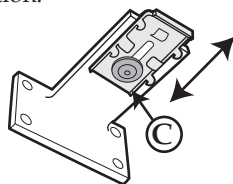


2. Traversing with Somfy hardware should be installed in wall studs where possible. We suggest using a density analyzer to determine stud locations.

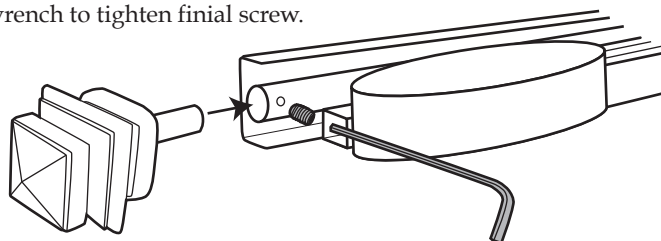
- (a) If installing in wall without stud, use heavy duty hollow wall anchors (e.g., Hillman #370012) or toggle bolts. We recommend ordering extra center supports when hollow wall anchors are being used.
- (b) Make sure support brackets do not line up with fascia attachments (B).
- (c) Use level to make sure all brackets are on the same horizontal plane.



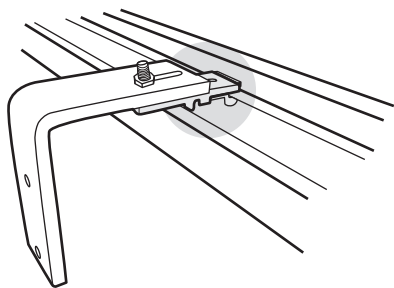
3. Adjust projection of bracket clip by loosening the screw nut (C). Adjust bracket projection as needed. Retighten the screw nut to hold the clip in desired position.



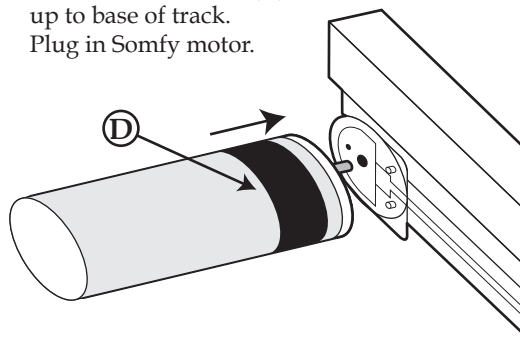
4. Install the finial in pre-drilled hole in rod. Use enclosed wrench to tighten finial screw.



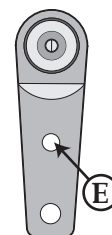
5. Clip traversing track onto the brackets on the wall; make sure track is securely in brackets.



6. Install Somfy motor.
Slide finished sleeve (D) up to base of track.
Plug in Somfy motor.



7. If installing without rings, please hang drapery from the top hole of the glide (E).



We recommend using a professional installer. While installation hardware is included, it may not be appropriate for your specific wall material or individual installation. Company will not assume any responsibility for damages incurred by inadequately supported or improperly mounted hardware.

Iron Art and Wood Art Traversing Track Finish Guide

Iron Art Finishes

Group	Finish Name	Code	Track Finish
A	Black	14	Black
A	Brown	19	Black
A	Light Brown	09	Antique Bronze
B	Antique Bronze	02	Antique Bronze
B	Antique Copper	10	Black
B	Antique Gold	06	Antique Bronze
B	Antique White	20	White
B	Bronze Vecchio	15	Black
B	Burnt Silver	17	Silver
B	Ivory	32	White
B	Metal Ore	35	Black
B	Naturelle	03	Black
B	New Nickel	12	Silver
B	Oil Rubbed Bronze	34	Antique Bronze
B	Old Black	01	Black
B	Pure White	33	White
B	Rich Gold	07	Gold
B	Rusty	04	Black
B	Soft Pewter	13	Black
C	Bronze Patina	26	Antique Bronze
C	Burnt Gold	25	Antique Bronze
C	Cherry Gold	27	Antique Bronze
C	Gold Antique White	16	Antique Bronze
C	Golden Oak	29	Gold
C	Renaissance Silver	18	Black
C	Sage Gold	24	Gold
C	Vecchio Patina	28	Antique Bronze
C	Versace	11	Silver
D	Antique Crackle	22	White
D	Autumn	05	Gold
D	Crackle	21	White
D	Imposter	08	Gold
D	Mocha Mix	23	White
D	Sugar Maple	31	Antique Bronze
D	Warm Cherry	30	Gold

Our manual and motorized traversing collections include Deco Lite Traversing, Designers' Choice Traversing, Traversing with Somfy Motorization, Tuscany Cornice, and Tuscany Traversing.

Track Colors

Manual and motorized traversing tracks are available in five colors: Antique Bronze, Black, Gold, Silver, & White. These charts show the default track finish per color. If you'd like a different track finish, please specify it in your order.

Glides and Return Hooks

Pinch Pleat With Rings

Color coordinating Pinch Pleat glides are available for systems *with* rings. Color coordinating return hooks are available for manual traversing systems. Motorized system return hooks are white. No curve trav. track available w/ rings.

Pinch Pleat Without Rings

All Pinch Pleat glides *without* rings are white. Return hooks for these systems are white. All curve trav. tracks are only available w/o rings and glides are white.

RippleFold

All RippleFold glides and return hooks are white.

Italian Finishes

Group	Finish Name	Code	Track Finish
I	Brushed Nickel	IT201	Silver
J	Polished Chrome	IT206	Silver
K	Black Nickel	IT202	Black
K	Oiled Bronze	IT203	Black
K	Satin Copper	IT204	Gold
K	Satin Gold	IT205	Gold

Wood Art Finishes

Group	Finish Name	Code	Track Finish
E	Light Cherry	WC101	Black
E	Natural	WC102	Gold
E	Mahogany	WC103	Black
E	White Wash	WC104	White
E	Dusk Black	WC105	Black
E	Walnut	WC106	Black
F	White Distress	WC107	White
F	Aged Pewter	WC108	Black
F	Imitation Gold Leaf	WC109	Gold
F	Golden Teak	WC110	Gold
F	Sun Oak	WC111	Gold

Effective 2/24/2017

Design Art Traversing Track Finish Guide

Track Colors

Manual and motorized traversing tracks are available in five colors: Antique Bronze, Black, Gold, Silver, & White. These charts show the default track finish per color. If you'd like a different track finish, please specify it in your order.

Glides and Return Hooks

Pinch Pleat With Rings

Color coordinating Pinch Pleat glides are available for systems *with* rings. Color coordinating return hooks are available for manual traversing systems. Motorized system return hooks are white. No curve trav. track available w/ rings.

Pinch Pleat Without Rings

All Pinch Pleat glides *without* rings are white. Return hooks for these systems are white. All curve trav. tracks are only available w/o rings and glides are white.

RippleFold

All RippleFold glides and return hooks are white.

Décor Finishes - A	Code	Track Finish
Antique Bronze	DP902A	Antique Bronze
Antique Copper	DP910A	Black
Antique Gold	DP906A	Antique Bronze
Black-Glossy	DP937A	Black
Black-Satin	DP914A	Black
Bronze Pewter	DP909A	Antique Bronze
Bronze Vecchio	DP915A	Antique Bronze
Brown	DP919A	Black
Burnt Gold	DP925A	Antique Bronze
Cast Iron	DP912A	Antique Bronze
Copper Glimmer	DP918A	Antique Bronze
Copper Penny	DP961A	Antique Bronze
English Bronze	DP922A	Antique Bronze
Frosty Morn	DP924A	Silver
Hammered Silver	DP929A	Silver
Naturelle	DP903A	Black
Old Black	DP901A	Black
Old Rust	DP955A	Antique Bronze
Pure White-Glossy	DP936A	White
Pure White-Satin	DP933A	White
Royal Red	DP942A	Gold
Rusty	DP904A	Black
Silver Shimmer	DP947A	Silver
Soft Pewter	DP913A	Black
Steel	DP949A	Antique Bronze
Superior Bronze	DP950A	Antique Bronze
Urbane Bronze	DP951A	Antique Bronze
White Dove	DP954A	White

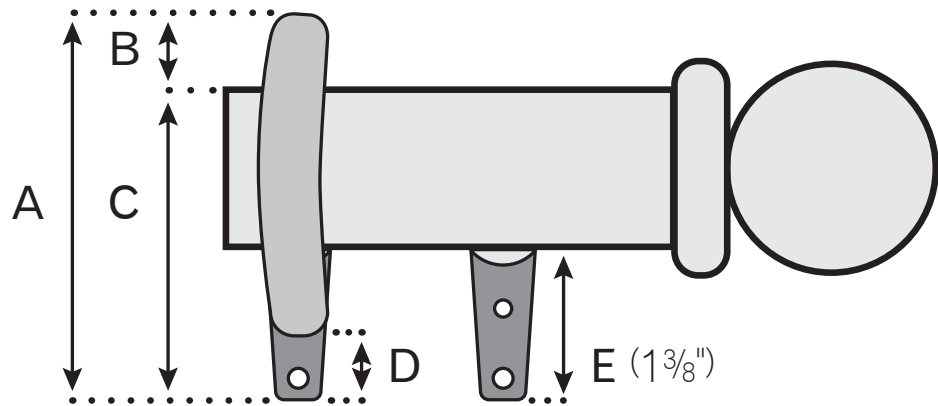
Décor Finishes - B	Code	Track Finish
Aged Brass	DP956B	Antique Bronze
Aged Chestnut	DP905B	Antique Bronze
Black Embers	DP908B	Black
Champagne	DP948B	Gold
Chateau	DP916B	Antique Bronze
Cherrywood	DP917B	Black
Clouds	DP911B	White
Creamy	DP920B	White
Ebony	DP921B	Black
French Nobility	DP923B	White
Gold Leaf-Antiqued	DP941B	Gold
Gold Leaf-Burnished	DP926B	Gold
Gold Leaf-Polished	DP927B	Gold
Gold Leaf-Traditional	DP928B	Gold
Hickory	DP930B	Gold
Italian Gold	DP931B	Gold
Italian Walnut	DP932B	Gold
Liquid Gold Leaf	DP963B	Gold
Mahogany	DP943B	Black
Monarch	DP960B	Silver
Paris Rain	DP962B	Silver
Precious Metals	DP939B	Gold
Queensland Walnut	DP940B	Black
Rich Gold	DP907B	Gold
Sage	DP946B	Silver
Silver Leaf-Burnished	DP944B	Silver
Silver Leaf-Polished	DP945B	Silver
Vintage Gold	DP952B	Gold
Weathered Iron	DP953B	Antique Bronze
Zinc	DP957B	Antique Bronze

Effective 2/24/2017

Pinch Pleat Glide Measurements

For all manual traversing, and motorized traversing with rings.

- A. Distance from top of ring to bottom of glide.
- B. Distance from top of ring to rod.
- C. Distance from top of rod to bottom of glide.
- D. Distance from bottom of ring to bottom of glide.
- E. Distance from bottom of rod to bottom of glide.
(Same for all: $1\frac{3}{8}"$)

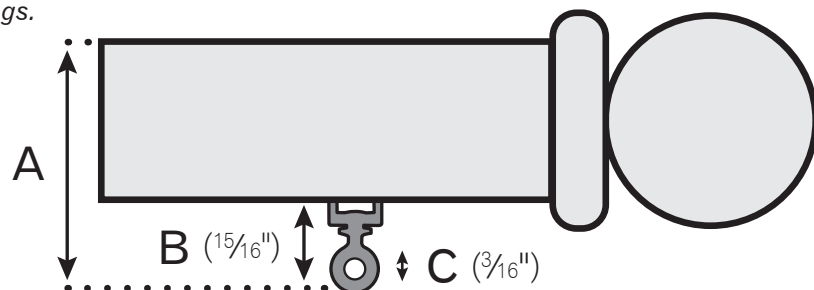


Traversing in Iron / Italian		Traversing in Wood	Tuscany Traversing
Round Rings:	Square Rings:	Round Rings:	Round Rings:
1½" Diameter Rods	1½" Diameter Rods	2" Diameter Poles	3" Diameter Rods
A. $4\frac{1}{8}"$	A. $3\frac{7}{8}"$	A. 4"	A. $5\frac{5}{8}"$
B. $1\frac{1}{4}"$	B. 1"	B. $\frac{3}{4}"$	B. $1\frac{1}{4}"$
C. $2\frac{7}{8}"$	C. $2\frac{7}{8}"$	C. $3\frac{1}{4}"$	C. $4\frac{3}{8}"$
D. $\frac{1}{2}"$	D. $\frac{1}{2}"$	D. $\frac{3}{8}"$	D. $\frac{1}{2}"$
2" Diameter Rods	2" Diameter Rods	2¼" Diameter Poles	
A. $4\frac{5}{8}"$	A. $4\frac{1}{2}"$	A. $4\frac{1}{4}"$	
B. $1\frac{1}{4}"$	B. $1\frac{1}{8}"$	B. $\frac{7}{8}"$	
C. $3\frac{3}{8}"$	C. $3\frac{3}{8}"$	C. $3\frac{3}{8}"$	
D. $\frac{1}{2}"$	D. $\frac{1}{2}"$	D. $\frac{3}{8}"$	
3" Diameter Rods		3" Diameter Poles	
A. $5\frac{5}{8}"$		A. $5\frac{5}{8}"$	
B. $1\frac{1}{4}"$		B. 1"	
C. $4\frac{3}{8}"$		C. $4\frac{3}{8}"$	
D. $\frac{1}{2}"$		D. $\frac{3}{8}"$	

Somfy Pinch Pleat Glide Measurements

For motorized traversing systems without rings.

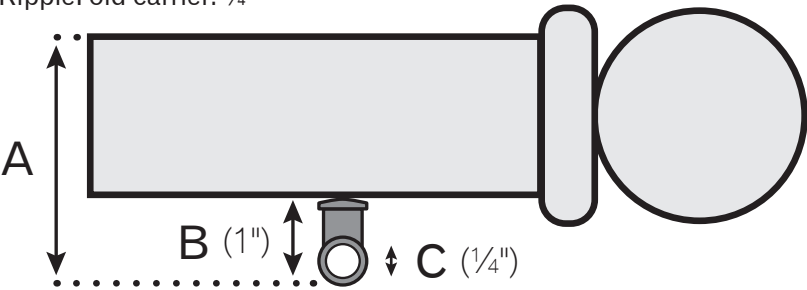
- A. Distance from top of rod to bottom of glide.
- B. Distance from bottom of rod to bottom of glide: $\frac{15}{16}"$
- C. Inner diameter of RippleFold carrier: $\frac{3}{16}"$



(A) Measurement per Rod or Pole Diameter				
	1½" Diameter	2" Diameter	2¼" Diameter	3" Diameter
Traversing in Iron / Italian	$2\frac{7}{16}"$	$2\frac{15}{16}"$	N/A	$3\frac{15}{16}"$
Traversing in Wood	N/A	$2\frac{15}{16}"$	$3\frac{3}{16}"$	$3\frac{15}{16}"$
Tuscany Traversing	N/A	N/A	N/A	$3\frac{15}{16}"$

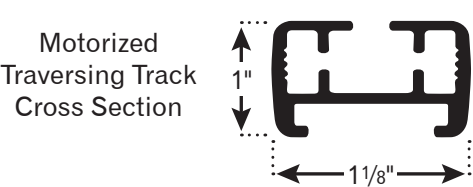
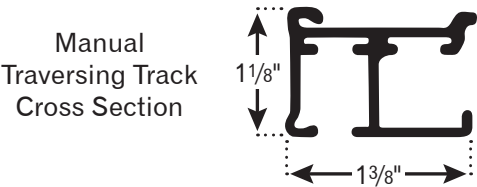
RippleFold Glide Measurements

- For manual and motorized systems without rings.
- A. Distance from top of rod to bottom of glide.
 - B. Distance from bottom of rod to bottom of glide: 1"
 - C. Inner diameter of RippleFold carrier: 1/4"




(A) Measurement per Rod or Pole Diameter				
	1½" Diameter	2" Diameter	2¼" Diameter	3" Diameter
Traversing in Iron / Italian	2½"	3"	N/A	4"
Traversing in Wood	N/A	3"	3¼"	4"
Tuscany Traversing	N/A	N/A	N/A	4"

Manual and Motorized Traversing Track Measurements:

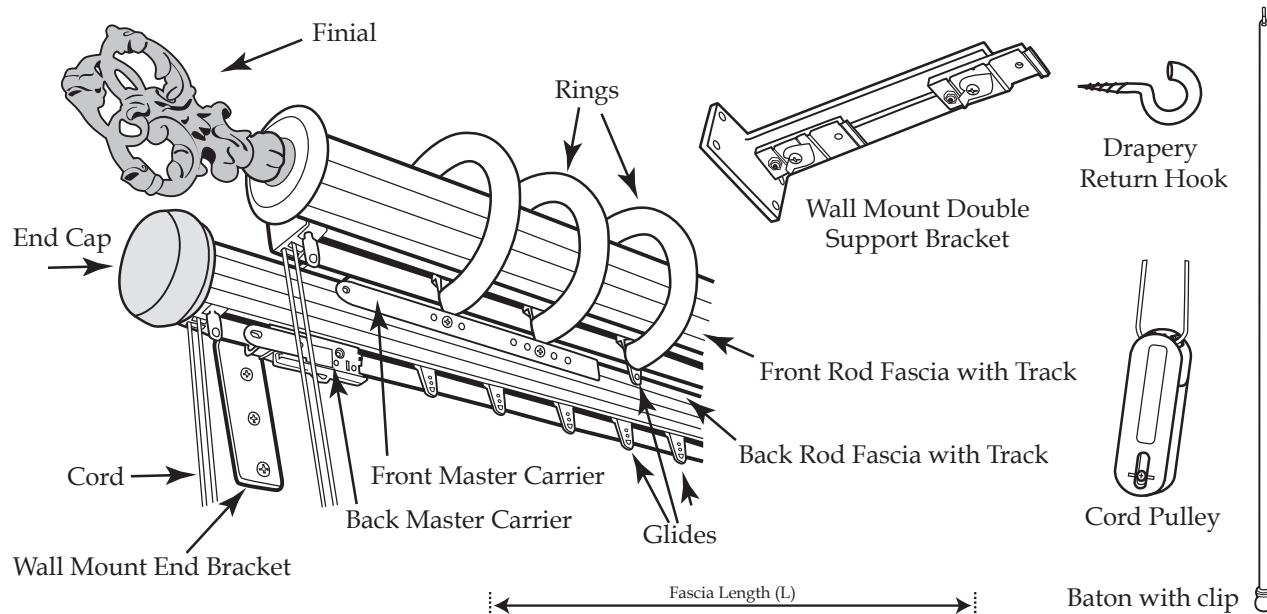


Manual Traversing Splice Plate

- A. Untighten all four screws on the splice plate to allow the top of each track to slide under a locking plate. Tracks are shown upside down. The splice plate will be on top of the tracks once installed.
- B. Connect tracks together in the center of the plate. Do not leave any space between the tracks. Retighten splice plate screws.



DESIGNERS' CHOICE TRAVERSING RODS



MEASUREMENT GUIDELINES

- Please specify fascia length when ordering.
- Usable Track length will be 2 1/4" shorter than fascia length. (L - 2 1/4")

Iron, Italian, and Wood Traversing Systems

Traversing Systems designed to meet all of the custom needs of interior designers.

- Single or Double Systems in Iron, Italian or Wood Fascia Styles.
- Up to 30 Feet in Length.
- Heavy Duty Track and Accessories Automatically Included.
- End and Support Brackets in Iron Customized for Heavy Duty Applications.
- Wall Mount or Ceiling Mount Brackets with Expandable Projections.
- Front Track with or without Rings.
- Back Rod Fascia Automatically Includes End Caps (Finished).
- Cord Draw or Baton Draw.
- Pinch Pleat or RippleFold.
- Miter Return Available.
- Five Finishes for Traversing Tracks: Antique Bronze, Black, Gold, Silver, and White.
- Track Color Coordinating Pinch Pleat Glides for Systems with Rings. Pinch Pleat Without Rings and RippleFold Glides are White.
- Rods May be Bent or Curved (Excludes Square and Wood Fascia Styles, and Systems with Rings).
- Heavy Duty Packaging.
- Shipped in 15 Business Days.

Iron Rod Fascia Styles:

- 35 Iron Art™ Finishes for Rod Fascia, Finials, Rings, Brackets & End Caps (Back Rod Fascia Only).
- Rods and Diameters: Round: 1 1/2", 2", and 3" Round Hammered: 1 1/2", 2", and 3" Fluted: 1 1/2" and 2" Square: 1 1/2" and 2"
- Custom Finishes Available on Iron Fascia.
- Select Finials From the Entire Iron Finial and Village Forge Collections.
- Back Rod in Double Traverse System Comes with Iron Fascia 1 1/4" Diameter to Match Front Rod Style.

Italian Collection Iron Fascia Styles:

- 6 Italian Collection Finishes for Rod Fascia, Finials, Rings, Brackets & End Caps (Back Rod Fascia Only).
- Rods and Diameters: Round: 1 1/2" and 2" Square: 1 1/2" and 2"
- Select Finials from Italian and Bohemia Collections.
- Back Rod in Double Traverse System Comes with Iron Fascia 1 1/4" Diameter to Match Front Rod Style.

Wood Rod Fascia Styles:

- 11 Wood Art™ Finishes for Rod Fascia, Finials, Rings, Brackets & End Caps (Back Rod Fascia Only).
- Rods and Diameters: Round: 2", 2 1/4", and 3" Fluted: 2", 2 1/4", and 3" Rope: 2", 2 1/4", and 3"
- Custom Finishes Available on Wood Fascia.
- Select Finials from New York Wood, Rosina, Wood Craft, Bohemia, or Iron Collections.
- Back Rod in Double Traverse System Comes with Wood Fascia 1 3/8" Diameter to Match Front Rod Style.

Designers' Choice Set Guide: Iron Bracket, Glide, and Ring Quantities

Product	Unit	QTY	Product	Unit	QTY	Product	Unit	QTY
Iron End Brackets Single Bracket Back Plate: H 3 3/4" W 1 1/2" Double Bracket Back Plate: H 4 1/2" W 1 1/2"	SET	2	Rings (Front Rod Only) Including Master Carriers Rings are an additional cost	FOOT	4	Glides Including Master Carrier	FOOT	4

Designers' Choice Traversing Rods: Ordering Information

- Sets automatically include: rod fascia, heavy duty tracks, glides, master carriers*, cords, and cord pulleys**, drapery return hooks, two end brackets, support brackets as needed per length, and back rod end caps (for double rods only).
- Items sold separately: finials, rings (front rod with pinch pleat glides only), and batons.
- Set finishes: rods, brackets, return hooks, rings, master carriers, and batons are finished as per finish specified in order.
- Track finishes are available in Antique Bronze, Black, Gold, Silver, and White.
- Glides for pinch pleat systems with rings coordinate with the five track finishes. Pinch pleat glides for systems without rings and RippleFold glides are available in white. Pinch pleat glides are supplied four per foot.
- Please state fullness of 60%, 80%, 100%, or 120% when ordering RippleFold. Please specify Butt or Overlap Master Carrier.
- Traversing rods come with or without rings on front rods with pinch pleat glides only. Back rods and RippleFold glides do not accommodate rings. Two stationary rings are placed on each end for center open systems, one ring is placed on the stack side for one-way draw systems.
- If desired, you may specify a baton drawn system. **Batons are sold separately.**
Please see page 25 for Iron Art™ batons and page 69 for Italian batons.
- Include cord length (standard is 8'), cord placement (left or right), and draw (left stack, right stack, or center open) in your order.
- Please specify wall or ceiling mount end brackets when ordering. Due to limited clearance, we recommend using end caps as finials with ceiling mount brackets. Please contact customer service for a list of other finials which may be used.
- Traversing set pricing is rounded up to the next foot.
- Maximum fabric weight for a 16' track is 62 lbs. for the heavy duty traverse track (automatically provided in each set).
- All heavy duty tracks, iron rods, and wood poles (all diameters) are available in 16' (192") lengths without a splice, and up to 30' (360") with a splice. Please contact customer service for the availability of 19' (228") lengths without a splice. Italian Collection iron rods are available in 10' (108") lengths without a splice, and up to 20' (216") with a splice.**
- We splice any center open traversing rod over 8'6" (102") to save on shipping charges using FedEx. (One-way draw is not spliced for FedEx.) Traversing systems not specified as one piece in the order will be spliced in the center, unless a splice location is otherwise noted. Anything specified as one piece and over these lengths is shipped by truck, and final shipping charges are given when the order is shipped. Please note residential truck deliveries are restricted to 24' (288").
- When ordering with miter returns, please add Product #IT307MR, #IC307MR, or #WT307MR.
The width entered should be the track measurement. Returns are available as 3½", 4½", 6", and 7".
- Iron and Italian traversing rods can be bent or curved (excludes square fascia styles and systems with rings).
Please see bend and curve charges on page 46.
- Custom finish: 25% additional charge. Please add a one time strike off charge (Product #IASTRIKE).

Traversing Accessories: Page 49 of Catalog

Accessories & Charges	Product #	Unit	Price	Additional Information					
Additional Traversing Glides	TRGL	EACH	2.25	Specify Quantity in Order / Standard is Four per Foot					
Additional Traversing Cord <i>(white)</i>	TRCR	FOOT	1.25	Specify Length in Order / Standard is Eight Feet					
Strike Off Charge <i>(net)</i>	IASTRIKE	EACH	40	One time strike off charge for custom finish					
Miter with Return									
Designers' Choice: Iron	IT307MR	EACH	86	Available in 3½", 4½", 6", and 7"					
Designers' Choice: Italian	IC307MR	EACH	90	Available in 3½", 4½", 6", and 7"					
Designers' Choice: Wood	WT307MR	EACH	70	Available in 3½", 4½", 6", and 7"					
"C" Ring Styles <i>(Front Rod Only)</i>	Product #	Unit	1½"		2"		2" & 2¼"	3"	
			Inner Diameter	Inner Diameter	Inner Diameter	Inner Diameter	Inner Diameter	Inner Diameter	
			Iron	Italian	Iron	Italian	Wood	Iron	Wood
Round Iron "C" Rings	IT/IC350TR	EACH	15	20	15	18	N/A	18	N/A
Square Iron "C" Rings	IT/IC352TR	EACH	15	16	15	18	N/A	N/A	N/A
Round Hammered Iron "C" Rings	IT356TR	EACH	17	N/A	17	N/A	N/A	18	N/A
Smooth Wood "C" Rings	WT5047TR	EACH	N/A	N/A	N/A	N/A	18	N/A	22
Fluted Wood "C" Rings	WT5049TR	EACH	N/A	N/A	N/A	N/A	18	N/A	22

* Center open rods come with two master carriers, while one-way draw rods come with one. Front rod carriers each hold two rings.

** Cord drawn traversing sets include cords and cord pulleys. Batons for baton drawn sets are sold separately.

Traversing Accessories: Page 49 of Catalog (continued)

Bend and Curve Charges	Product #	Unit	Price	Additional Information
Single Track Bend	ITBENDCRS	EACH	50	Bend Single Traversing Set - Fascia with Traversing Track
Double Track Bend	ITBENDCRD	EACH	100	Bend Double Traversing Set - Fascias with Traversing Tracks
Single Track Curve	ITBENDCVS	FOOT	35	Curve Single Traversing Set - Fascia with Traversing Track
Double Track Curve	ITBENDCVD	FOOT	60	Curve Double Traversing Set - Fascias with Traversing Tracks

See pages 50-51 for brackets.

Single Traversing Sets: Pages 44 & 72 of Catalog

(Add Finials, Rings, Accessories, and Miscellaneous Charges Where Applicable)

Style	Set #	4 Feet	5 Feet	6 Feet	7 Feet	8 Feet	9 Feet	10 Feet	Additional Foot
Track Only	ITTRACK-S	253	281	323	373	422	471	520	49
Designers' Choice: Iron									
Round 1½" Dia.	ITRR-S-112	428	534	616	698	804	886	968	135
Round 2" Dia.	ITRR-S-200	439	551	638	726	838	925	1013	141
Round 3" Dia.	ITRR-S-300	503	624	720	816	937	1032	1128	149
Round Hammered 1½" Diameter	ITRH-S-112	447	560	647	734	847	934	1021	141
Round Hammered 2" Diameter	ITRH-S-200	458	577	669	762	880	973	1066	146
Round Hammered 3" Diameter	ITRH-S-300	523	653	757	861	990	1094	1198	158
Fluted 1½" Dia.	ITFL-S-112	470	588	681	773	892	984	1077	146
Fluted 2" Dia.	ITFL-S-200	481	605	703	802	925	1024	1122	152
Square 1½" Dia.	ITSQ-S-112	447	560	647	734	847	934	1021	141
Square 2" Dia.	ITSQ-S-200	458	577	669	762	880	973	1066	146
Designers' Choice: Italian									
Round 1½" Dia.	ICRR-S-112	617	759	866	972	1118	1237	1356	153
Round 2" Dia.	ICRR-S-200	644	799	917	1036	1183	1312	1441	163
Square 1½" Dia.	ICSQ-S-112	644	799	917	1036	1183	1312	1441	163
Square 2" Dia.	ICSQ-S-200	671	838	969	1100	1248	1387	1527	174
Designers' Choice: Wood									
Smooth 2" Dia.	WTRN-S-200	384	486	564	642	744	822	900	129
Smooth 2¼" Dia.	WTRN-S-214	384	486	564	642	744	822	900	129
Smooth 3" Dia.	WTRN-S-300	425	540	632	723	839	930	1021	142
Fluted 2" Dia.	WTFL-S-200	384	486	564	642	744	822	900	129
Fluted 2¼" Dia.	WTFL-S-214	384	486	564	642	744	822	900	129
Fluted 3" Dia.	WTFL-S-300	438	554	645	736	852	943	1035	142
Rope 2" Dia.**	WTRP-S-200	456	584	688	791	920	1023	1126	157
Rope 2¼" Dia.**	WTRP-S-214	473	607	714	821	813	905	996	138
Rope 3" Dia.**	WTRP-S-300	522	668	787	906	895	996	1098	148
Number of Brackets Included:		2	3	3	3	4	4	4	See Note*

*Additional brackets will be included at 11', 14', 17', 20', 23', 26', and 29'. See page 51 for bracket specifications.

** Rope fascia subject to availability.

Double Traversing Sets: Pages 45 & 73 of Catalog

(Add Finials, Rings, Accessories, and Miscellaneous Charges Where Applicable)

Style	Set #	4 Feet	5 Feet	6 Feet	7 Feet	8 Feet	9 Feet	10 Feet	Additional Foot
Track Only	ITTRACK-D	540	658	776	894	1013	1131	1249	118
Designers' Choice: Iron									
Round 1½" Dia.	ITRR-D-112	689	864	1002	1141	1316	1455	1593	209
Round 2" Dia.	ITRR-D-200	705	888	1033	1178	1360	1505	1650	216
Round 3" Dia.	ITRR-D-300	731	914	1062	1210	1392	1540	1688	214
Round Hammered 1½" Diameter	ITRH-D-112	712	891	1033	1175	1353	1495	1637	213
Round Hammered 2" Diameter	ITRH-D-200	726	911	1060	1208	1394	1542	1691	219
Round Hammered 3" Diameter	ITRH-D-300	750	939	1093	1247	1436	1591	1745	221
Fluted 1½" Dia.	ITFL-D-112	674	838	969	1100	1245	1385	1524	182
Fluted 2" Dia.	ITFL-D-200	667	831	962	1094	1258	1389	1521	193
Square 1½" Dia.	ITSQ-D-112	593	743	861	979	1128	1246	1364	177
Square 2" Dia.	ITSQ-D-200	605	759	883	1007	1162	1285	1409	183
Designers' Choice: Italian									
Round 1½" Dia.	ICRR-D-112	806	1015	1177	1339	1548	1710	1872	245
Round 2" Dia.	ICRR-D-200	839	1062	1238	1415	1638	1814	1991	259
Square 1½" Dia.	ICSQ-D-112	738	942	1106	1270	1474	1637	1804	233
Square 2" Dia.	ICSQ-D-200	740	951	1123	1296	1506	1679	1852	240
Designers' Choice: Wood									
Smooth 2" Dia.	WTRN-D-200	566	716	834	951	1102	1219	1336	181
Smooth 2¼" Dia.	WTRN-D-214	566	716	834	951	1102	1219	1336	181
Smooth 3" Dia.	WTRN-D-300	601	758	882	1007	1153	1286	1419	212
Fluted 2" Dia.	WTFL-D-200	566	716	834	951	1102	1219	1336	181
Fluted 2¼" Dia.	WTFL-D-214	566	716	834	951	1102	1219	1336	181
Fluted 3" Dia.	WTFL-D-300	601	758	882	1007	1153	1286	1419	212
Rope 2" Dia.**	WTRP-D-200	673	860	1013	1166	1353	1506	1659	218
Rope 2¼" Dia.**	WTRP-D-214	673	860	1013	1166	1353	1506	1659	218
Rope 3" Dia.**	WTRP-D-300	762	957	1120	1282	1478	1640	1803	226
Number of Brackets Included:		2	3	3	3	4	4	4	See Note*

*Additional brackets will be included at 11', 14', 17', 20', 23', 26', and 29'. See page 51 for bracket specifications.

** Rope facia subject to availability.

Stationary Rod Front And Trav Fascia In Back

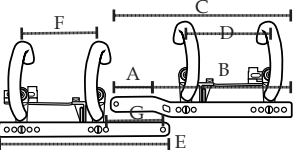
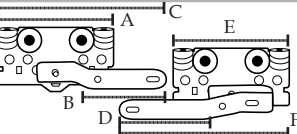
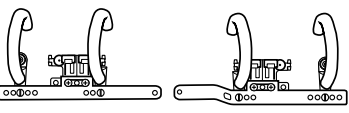
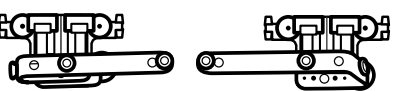
Includes 2 End Brackets and 2 End Caps for Back Traversing Fascia. Fascia will be 1¼"

Style	Set #	4 Feet	5 Feet	6 Feet	7 Feet	8 Feet	9 Feet	10 Feet	Additional Foot
Designers' Choice: Iron									
Round 1¼" Dia.	STA-ITRR-114	486	592	674	756	862	944	1026	156
Round 1½" Dia.	STA-ITRR-112	489	595	677	759	865	947	1029	159
Round 2" Dia.	STA-ITRR-200	506	618	706	793	905	992	1080	171
Round 3" Dia.	STA-ITRR-300	580	701	796	892	1013	1090	1204	188
Round Hammered 1¼" Diameter	STA-ITRH-114	516	628	715	803	915	1002	1090	172
Round Hammered 1½" Diameter	STA-ITRH-112	519	631	719	806	918	1005	1093	175
Round Hammered 2" Diameter	STA-ITRH-200	536	655	747	840	958	1051	1144	187
Round Hammered 3" Diameter	STA-ITRH-300	611	740	844	948	1077	1182	1286	208
Square 1¼" Dia.	STA-ITSQ-114	505	618	705	792	905	992	1079	162
Square 1½" Dia.	STA-ITSQ-112	508	621	708	795	908	995	1082	165
Square 2" Dia.	STA-ITSQ-200	526	644	737	829	947	1040	1133	176
Designers' Choice: Italian									
Round 1¼" Dia.	STA-ICRR-114	708	851	957	1063	1210	1328	1447	200
Round 1½" Dia.	STA-ICRR-112	735	878	984	1091	1237	1356	1474	215
Round 2" Dia.	STA-ICRR-200	772	927	1045	1164	1311	1440	1569	230
Square 1¼" Dia.	STA-ICSQ-114	735	890	1009	1127	1274	1403	1532	211
Square 1½" Dia.	STA-ICSQ-112	763	918	1036	1154	1302	1431	1560	230
Square 2" Dia.	STA-ICSQ-200	799	966	1097	1227	1376	1515	1654	240
Designers' Choice: Wood									
Smooth 2" Dia.	STA-WTRN-200	630	767	879	991	1128	1240	1352	163
Smooth 2¼" Dia.	STA-WTRN-214	630	767	879	991	1128	1240	1352	163
Smooth 3" Dia.	STA-WTRN-300	892	1007	1099	1190	1306	1397	1489	218
Fluted 2" Dia.	STA-WTFL-200	630	767	879	991	1128	1240	1352	163
Fluted 2¼" Dia.	STA-WTFL-214	630	767	879	991	1128	1240	1352	163
Fluted 3" Dia.	STA-WTFL-300	892	1007	1099	1190	1306	1397	1489	218
Number of Brackets Included:		2	3	3	3	4	4	4	See Note*

*Additional brackets will be included at 11', 14', 17', 20', 23', 26', and 29'. See page 51 for bracket specifications.

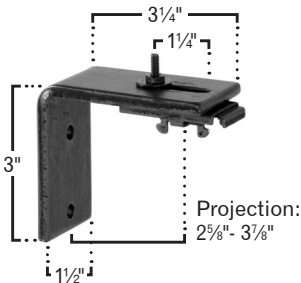
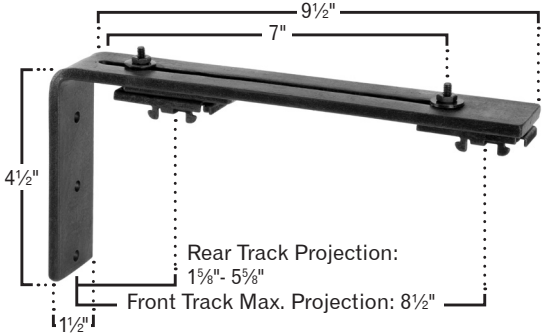
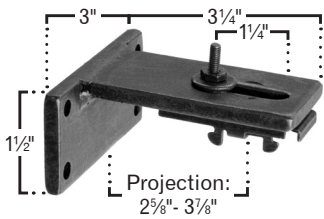

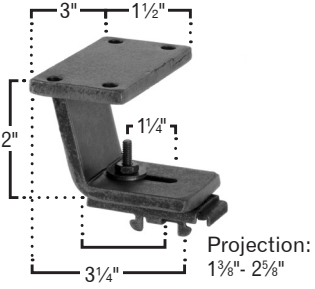
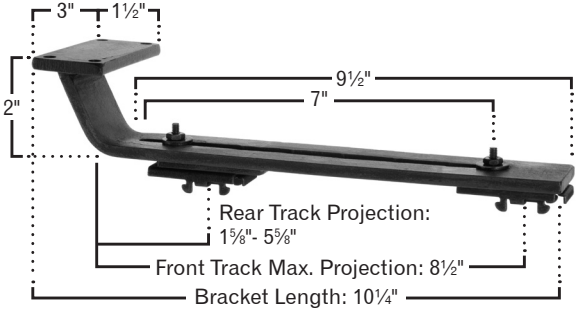
Additional Master Carriers for Traversing Sets

Additional master carriers for manual and motorized traversing sets including:
Designers' Choice Traversing, Tuscany Traversing, Deco Lite Traversing,
Tuscany Collection Cornices, and Tropical Collection Cornices.

Master Carriers for Traversing Sets	Product #	Unit	Price	Includes:
Manual Traversing:				
 <div style="display: flex; justify-content: space-between;"> <div> <p>A - 2¼"</p> <p>B - 5¼"</p> <p>C - 7½"</p> <p>D - 3½"</p> </div> <div> <p>E - 7⅛"</p> <p>F - 3¾"</p> <p>G - 2⅜"</p> </div> </div>				
Extra Master Carriers with Rings (Pinch Pleat Only)				
Master Carrier Set with Rings in Iron Art Finishes	MCSRDC-IA	EACH	99	<ul style="list-style-type: none"> One straight master carrier for rings. One overlap master carrier for rings. Four rings (two for each carrier).
Master Carrier Set with Rings in Italian Finishes	MCSRDC-IT	EACH	118	
Single Master Carrier with Rings in Iron Art Finishes	MCRDC-IA	EACH	49	<ul style="list-style-type: none"> One straight or overlap master carrier for rings. Please specify in order.
Single Master Carrier with Rings in Italian Finishes	MCRDC-IT	EACH	59	<ul style="list-style-type: none"> Two rings.
 <div style="display: flex; justify-content: space-between;"> <div> <p>A - 3"</p> <p>B - 1½"</p> <p>C - 4⅜"</p> </div> <div> <p>D - 2⅜"</p> <p>E - 3"</p> <p>F - 4⅜"</p> </div> </div>				
Extra Master Carriers without Rings (Please Specify Pinch Pleat or RippleFold) (Shown as Pinch pleat)				
Master Carrier Set in Iron Art Finishes	MCSDC-IA	EACH	75	<ul style="list-style-type: none"> One straight master carrier. One overlap master carrier.
Master Carrier Set in Italian Finishes	MCSDC-IT	EACH	75	
Single Master Carrier in Iron Art Finishes	MCDC-IA	EACH	38	<ul style="list-style-type: none"> One straight or overlap master carrier. Please specify in order.
Single Master Carrier in Italian Finishes	MCDC-IT	EACH	38	
Somfy Motorized Traversing:				
 <div style="display: flex; justify-content: space-between;"> <div> <p>A - 2¼"</p> <p>B - 5¼"</p> <p>C - 7½"</p> <p>D - 3¾"</p> </div> <div> <p>E - 7⅛"</p> <p>F - 3⅝"</p> <p>G - 2⅜"</p> </div> </div>				
Extra Master Carriers with Rings (Pinch Pleat Only)				
Master Carrier Set with Rings in Iron Art Finishes	MCSRSM-IA	EACH	99	<ul style="list-style-type: none"> One straight master carrier for rings. One overlap master carrier for rings. Four rings (two for each carrier).
Master Carrier Set with Rings in Italian Finishes	MCSRSM-IT	EACH	118	
Single Master Carrier with Rings in Iron Art Finishes	MCRSM-IA	EACH	49	<ul style="list-style-type: none"> One straight or overlap master carrier for rings. Please specify in order.
Single Master Carrier with Rings in Italian Finishes	MCRSM-IT	EACH	59	<ul style="list-style-type: none"> Two rings.
 <div style="display: flex; justify-content: space-between;"> <div> <p>A - 3"</p> <p>B - 2½"</p> <p>C - 4⅜"</p> </div> <div> <p>D - 2½"</p> <p>E - 3"</p> <p>F - 4¾"</p> </div> </div>				
Extra Master Carriers without Rings (Please Specify Pinch Pleat or RippleFold) (Shown as Overlap RippleFold)				
Master Carrier Set in Iron Art Finishes	MCSSM-IA	EACH	75	<ul style="list-style-type: none"> Overlap option for Pinch Pleat or RippleFold includes: <ul style="list-style-type: none"> One straight master carrier. One overlap master carrier.
Master Carrier Set in Italian Finishes	MCSSM-IT	EACH	75	<ul style="list-style-type: none"> Butt option for RippleFold includes: <ul style="list-style-type: none"> Two butt master carriers. Please specify overlap or butt option for RippleFold.
Single Master Carrier in Iron Art Finishes	MCSM-IA	EACH	38	<ul style="list-style-type: none"> One straight or overlap master carrier. Please specify in order.
Single Master Carrier in Italian Finishes	MCSM-IT	EACH	38	

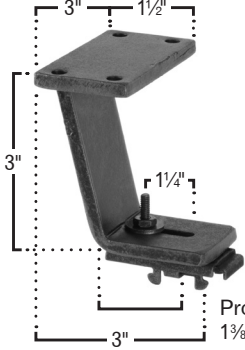

Manual Traversing Brackets: Page 44-45, & 49 of Catalog

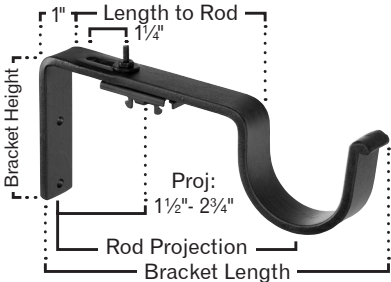
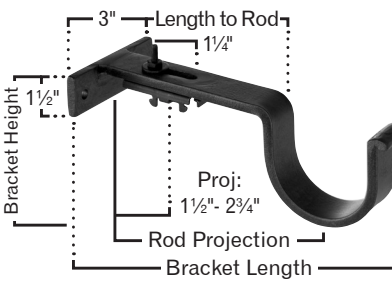
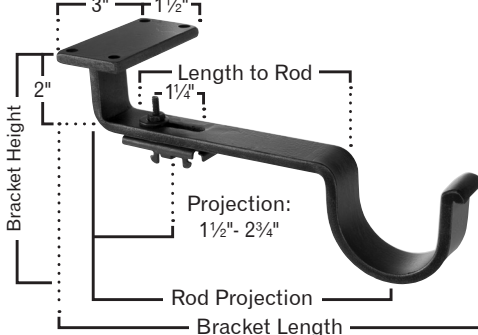
Space between double traversing tracks is 2 $\frac{7}{8}$ " - 6 $\frac{3}{4}$ ". See page 57 for Deco Lite Traversing brackets.

Single End Bracket 		Double End Bracket 	
Iron/Wood IT1048EBS	Italian IC1048EBS	Iron/Wood IT1049EBD	Italian IC1049EBD
\$22	\$35	\$30	\$39
Single Support Bracket 		Double Support Bracket 	
Iron/Wood IT1050SBS	Italian IC1050SBS	Iron/Wood IT1051SBD	Italian IC1051SBD
\$22	\$35	\$30	\$39
Single Ceiling Bracket (for systems without rings) 		Double Ceiling Bracket (for systems without rings) 	
Iron/Wood IT1052CBS-2	Italian IC1052CBSS-2	Iron/Wood IT1053CBD-2	Italian IC1053CBSD-2
\$22	\$36	\$31	\$39

Manual Traversing Brackets: Page 44-45, & 49 of Catalog

Space between double traversing tracks is 2 $\frac{1}{8}$ " - 6 $\frac{3}{4}$ ". See page 57 for Deco Lite Traversing brackets.

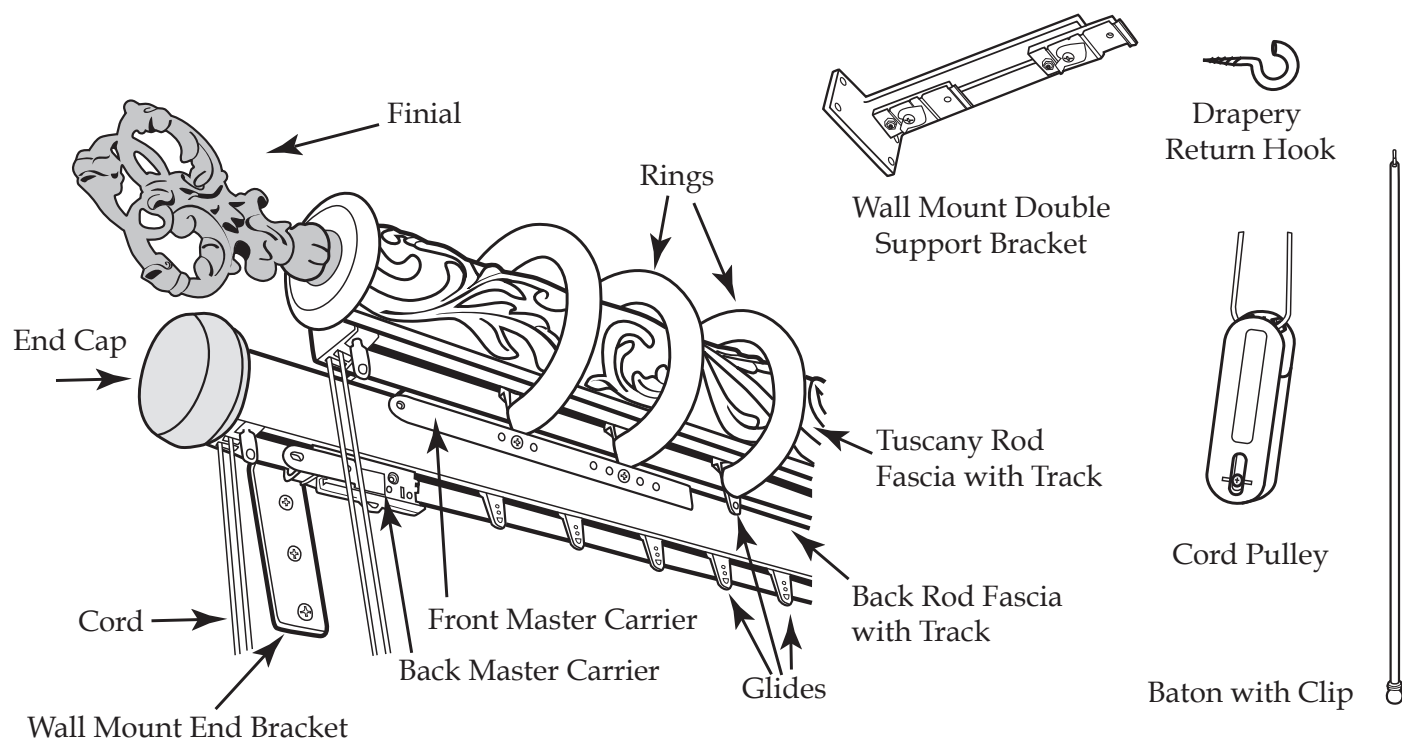
Single Ceiling Bracket (for systems with rings)		Double Ceiling Bracket (for systems with rings)	
			
Iron/Wood IT1052CBS-3	Italian IC1052CBS-3	Iron/Wood IT1053CBD-3	Italian IC1053CBD-3
\$22	\$36	\$31	\$39

Front Stationary / Rear Traversing End Bracket		Front Stationary / Rear Traversing Support Bracket		Front Stationary / Rear Traversing Ceiling Bracket	
					
For 1 $\frac{1}{4}$ " Rods 8 $\frac{1}{4}$ "L x 4 $\frac{1}{2}$ "H LENGTH TO POLE: 6 $\frac{3}{8}$ " POLE PROJECTION: 7"	For 1 $\frac{3}{8}$ " Poles 8 $\frac{1}{4}$ "L x 4 $\frac{1}{2}$ "H LENGTH TO POLE: 6 $\frac{3}{8}$ " POLE PROJECTION: 7"	For 1 $\frac{1}{4}$ " Rods 8 $\frac{1}{4}$ "L x 1 $\frac{1}{2}$ "H LENGTH TO POLE: 6 $\frac{3}{8}$ " POLE PROJECTION: 7"	For 1 $\frac{3}{8}$ " Poles 8 $\frac{1}{4}$ "L x 1 $\frac{3}{4}$ "H LENGTH TO POLE: 6 $\frac{3}{8}$ " POLE PROJECTION: 7"	For 1 $\frac{1}{4}$ " Rods 8 $\frac{1}{4}$ "L x 3 $\frac{1}{4}$ "H LENGTH TO POLE: 6 $\frac{3}{8}$ " POLE PROJECTION: 7"	For 1 $\frac{3}{8}$ " Poles 8 $\frac{1}{4}$ "L x 3 $\frac{3}{8}$ "H LENGTH TO POLE: 6 $\frac{3}{8}$ " POLE PROJECTION: 7"
For 1 $\frac{1}{2}$ " Rods 8 $\frac{3}{8}$ "L x 4 $\frac{1}{2}$ "H LENGTH TO POLE: 6 $\frac{1}{4}$ " POLE PROJECTION: 7"	For 2" Rods 8 $\frac{5}{8}$ "L x 4 $\frac{1}{2}$ "H LENGTH TO POLE: 6" POLE PROJECTION: 7 $\frac{1}{8}$ "	For 1 $\frac{1}{2}$ " Rods 8 $\frac{3}{8}$ "L x 1 $\frac{3}{4}$ "H LENGTH TO POLE: 6 $\frac{1}{4}$ " POLE PROJECTION: 7"	For 2" Rods 8 $\frac{5}{8}$ "L x 2 $\frac{1}{4}$ "H LENGTH TO POLE: 6" POLE PROJECTION: 7 $\frac{1}{8}$ "	For 1 $\frac{1}{2}$ " Rods 8 $\frac{3}{8}$ "L x 3 $\frac{1}{2}$ "H LENGTH TO POLE: 6 $\frac{1}{4}$ " POLE PROJECTION: 7"	For 2" Rods 8 $\frac{5}{8}$ "L x 4"H LENGTH TO POLE: 6" POLE PROJECTION: 7"
For 2 $\frac{1}{4}$ " Poles 8 $\frac{3}{4}$ "L x 4 $\frac{1}{2}$ "H LENGTH TO POLE: 5 $\frac{5}{8}$ " POLE PROJECTION: 7 $\frac{7}{8}$ "	For 3" Rods 10 $\frac{1}{8}$ "L x 5"H LENGTH TO POLE: 6 $\frac{1}{2}$ " POLE PROJECTION: 8 $\frac{1}{4}$ "	For 2 $\frac{1}{4}$ " Poles 8 $\frac{3}{4}$ "L x 2 $\frac{1}{2}$ "H LENGTH TO POLE: 5 $\frac{5}{8}$ " POLE PROJECTION: 7 $\frac{7}{8}$ "	For 3" Rods 10 $\frac{1}{8}$ "L x 3 $\frac{1}{8}$ "H LENGTH TO POLE: 6 $\frac{1}{2}$ " POLE PROJECTION: 8 $\frac{1}{4}$ "	For 2 $\frac{1}{4}$ " Poles 8 $\frac{3}{4}$ "L x 4 $\frac{1}{4}$ "H LENGTH TO POLE: 5 $\frac{5}{8}$ " POLE PROJECTION: 7"	For 3" Rods 10 $\frac{1}{8}$ "L x 5"H LENGTH TO POLE: 6 $\frac{1}{2}$ " POLE PROJECTION: 8"
Iron/Wood IT1054EBD	Italian IC1054EBD	Iron/Wood IT1055SBD	Italian IC1055SBD	Iron/Wood IT1056CBD	Italian IC1056CBD
\$41	\$52	\$41	\$52	\$43	\$54

Front Stationary / Rear Traversing Brackets Accommodate 1 $\frac{1}{4}$ " Diameter Iron or 1 $\frac{3}{8}$ " Diameter Wood Traversing Fascias.


Tuscany Traversing

COLLECTION



MEASUREMENT GUIDELINES

- Please specify fascia length when ordering.
- Usable Track length will be 2 1/4" shorter than fascia length. (L - 2 1/4")



Iron Tuscany Traversing Systems

Traversing Systems designed to meet all of the custom needs of interior designers.

- Single or Double Systems in Decorative Tuscany Rod Fascias.
- 11 Tuscany Designs.
- Up to 30 Feet in Length.
- Heavy Duty Track and Accessories Automatically Included.
- End and Support Brackets in Iron Customized for Heavy Duty Applications.
- Wall Mount or Ceiling Mount Brackets with Expandable Projections.
- Front Track with or without Rings.
- Back Rod Fascia in Double Traverse System Includes End Caps (Finished) and 1 1/4" Diameter Iron Smooth Round Fascia.
- Cord Draw or Baton Draw.
- Rods Without Rings May be Curved.
- Miter Return Available.
- 35 Iron Art™ Finishes for Tuscany Rod Fascia, Finials, Rings, Brackets, and End Caps (Back Rod Fascia Only).
- Custom Finishes Available on Tuscany Rod Fascia.
- Five Finishes for Traversing Tracks: Antique Bronze, Black, Gold, Silver, and White.
- Pinch Pleat or RippleFold.
- Track Color Coordinating Pinch Pleat Glides for Systems with Rings. Pinch Pleat Without Rings and RippleFold Glides are White.
- Heavy Duty Packaging.
- Shipped in 15 Business Days.

Tuscany Traversing Set Guide: Iron Bracket, Glide, and Ring Quantities

Product	Unit	QTY	Product	Unit	QTY	Product	Unit	QTY
Iron End Brackets			Rings (Front Rod Only)			Glides		
Single Bracket Back Plate: H 3 1/4" W 1 1/2"	SET	2	Including Master Carriers	FOOT	4	Including Master Carrier	FOOT	4
Double Bracket Back Plate: H 4 1/2" W 1 1/2"			Rings are an additional cost					

Tuscany Traversing: Ordering Information

1. Sets automatically include: rod fascia, heavy duty tracks, glides, master carriers*, cords, and cord pulleys**, drapery return hooks, two end brackets, support brackets as needed per length, and back rod end caps (for double rods only).
2. Items sold separately: finials, rings (front rod with pinch pleat glides only), and batons.
3. Set finishes: rods, brackets, return hooks, rings, master carriers and batons are finished as per finish specified in order.
4. Track finishes are available in Antique Bronze, Black, Gold, Silver, and White.
5. Glides for pinch pleat systems with rings coordinate with the five track finishes. Pinch pleat glides for systems without rings and RippleFold glides are available in white. Pinch pleat glides are supplied four per foot.
6. Please state fullness of 60%, 80%, 100%, or 120% when ordering RippleFold.
7. Traversing rods come with or without rings **on front rods with pinch pleat glides only**. Back rods and RippleFold glides do not accommodate rings. Two stationary rings are placed on each end for center open systems, one ring is placed on the stack side for one-way draw systems.
8. If desired, you may specify a baton drawn system. **Batons are sold separately.** Please see page 25 for Iron Art™ batons.
9. When ordering, please specify the Tuscany design number, cord length (standard is 8'), cord placement (left or right), and draw (left stack, right stack, or center open).
10. Please specify wall or ceiling mount end brackets when ordering. Due to limited clearance, we recommend using end caps as finials with ceiling mount brackets. Please contact customer service for a list of other finials which may be used.
11. Tuscany Traversing set pricing is rounded up to the next foot.
12. Maximum fabric weight for a 16' track is 62 lbs. for the heavy duty traverse track (automatically provided in each set).
13. **All heavy duty tracks are available in 16' (192") lengths without a splice, and up to 30' (360") with a splice. Please contact customer service for the availability of 19' (228") lengths without a splice.**
14. We splice any center open traversing rod over 102" to save on shipping charges using FedEx. (One-way draw is not spliced for FedEx.) Traversing systems not specified as one piece in the order will be spliced in the center, unless a splice location is otherwise noted. Anything specified as one piece and over these lengths is shipped by truck, and final shipping charges are given when the order is shipped. Please note residential truck deliveries are restricted to 24' (288").
15. When ordering with miter returns, please add Product #IT307MR. The width entered should be the track measurement. Returns are available as 3½", 4½", 6", and 7".
16. Tuscany Traversing rods not using rings can be curved. Please see curve charges below.
17. Custom finish: 25% additional charge. Please add a one time strike off charge (Product #IASTRIKE).

Tuscany Traversing Sets: Page 46 of Catalog

(Add Finials, Rings, Accessories, and Miscellaneous Charges Where Applicable)

Style	Set #	4 Feet	5 Feet	6 Feet	7 Feet	8 Feet	9 Feet	10 Feet	Additional Foot
Single System	TTKT-S	510	662	781	901	1052	1172	1292	187
Double System	TTKT-D	814	962	1148	1335	1564	1750	1936	269
Number of Brackets Included:		2	3	3	3	4	4	4	See Note [†]

[†]Additional brackets will be included at 11', 14', 17', 20', 23', 26', and 29'. See page 51 for bracket specifications.

Traversing Accessories: Page 49 of Catalog

Accessories & Charges	Product #	Unit	Price	Additional Information
Additional Traversing Glides	TRGL	EACH	2.25	Specify Quantity in Order / Standard is Four per Foot
Additional Traversing Cord (white)	TRCR	FOOT	1.25	Specify Length in Order / Standard is Eight Feet
Strike Off Charge (net)	IASTRIKE	EACH	40	One time strike off charge for custom finish
Miter with Return	IT307MR	EACH	86	Available in 3½", 4½", 6", and 7"
"C" Ring Styles (Front Rod Only)	Product #	Unit	Price	Additional Information
Round Iron "C" Rings	IT/IC350TR	EACH	16	Front Rod Only
Round Hammered Iron "C" Rings - 3"	IT356TR	EACH	16	Front Rod Only
Curve Charges	Product #	Unit	Price	Additional Information
Single Track Curve	ITBENDCVS	FOOT	35	Curve Single Traversing Set - Fascia with Traversing Track
Double Track Curve	ITBENDCVD	FOOT	60	Curve Double Traversing Set - Fascias with Traversing Tracks

* Center open rods come with two master carriers, while one-way draw rods come with one. Front rod carriers each hold two rings.

** Cord drawn traversing sets include cords and cord pulleys. Batons for baton drawn sets are sold separately.

*** Ceiling mount support brackets have a 2" drop for rods without rings, and a 3" drop for rods with rings.

FASCIA DESIGNS

DT8021 - Acanthus Height: 3½"




DT8023 - Tulip Height: 3½"



DT8034 - Spring Leaf Height: 3¾"




DT8026 - Baroque Height: 3¾"




DT8036 - Sea Shore Height: 3¾"



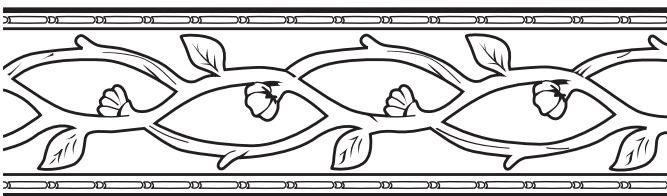
DT8028 - Embossed Height: 2⅞"



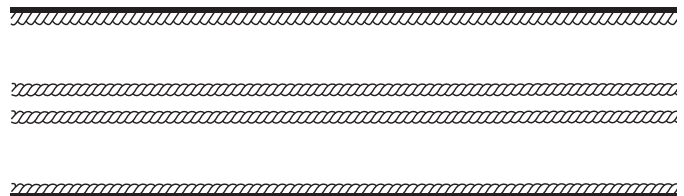
DT8055 - Infinite Geometry Height: 3⅝"




DT8030 - Bud Branch Height: 3½"




DT8057 - Classic Height: 3½"



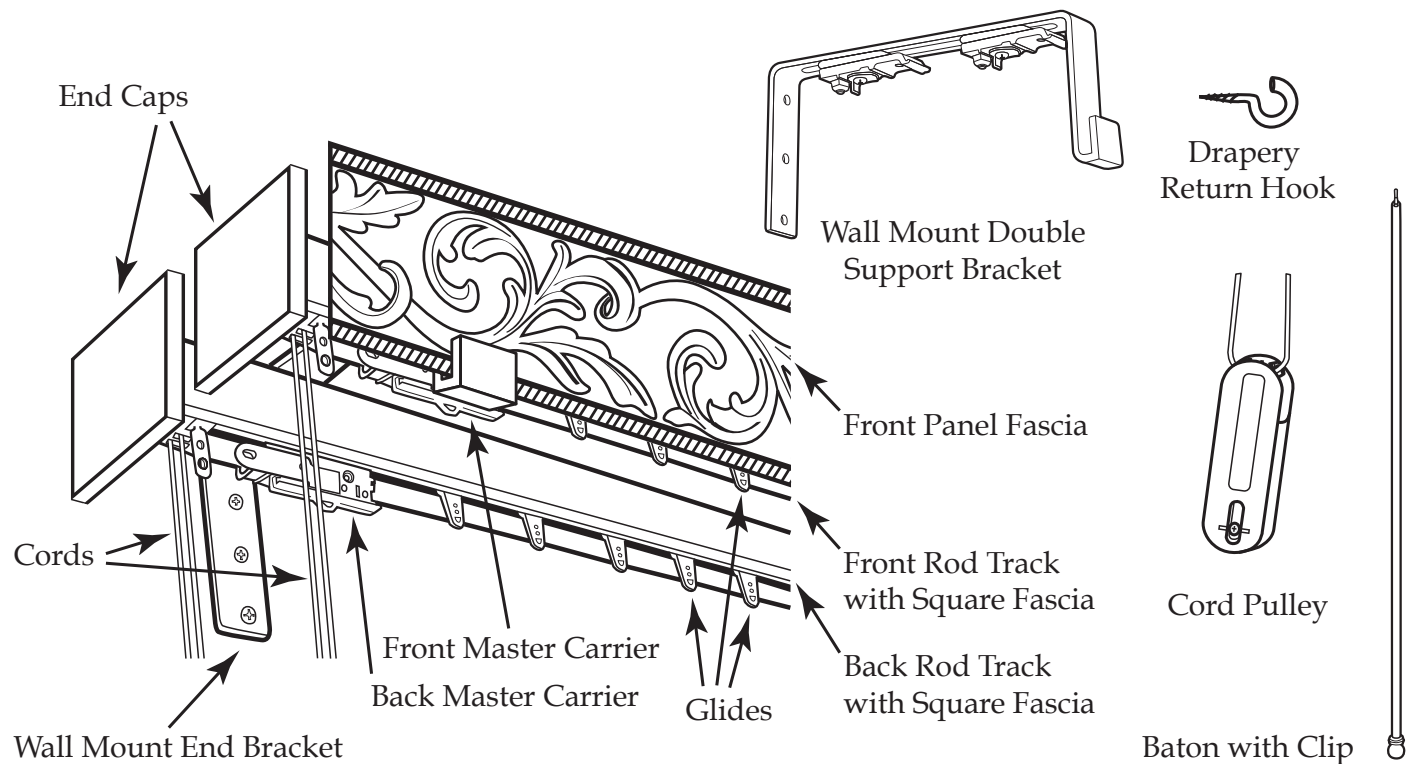
DT8032 - Spanish Scroll Height: 3½"



DT8059 - Royal Road Height: 3½"




DECO LITE TRAVERSING



MEASUREMENT GUIDELINES

- Please specify fascia length when ordering.
- Usable Track length will be 2 1/4" shorter than fascia length. (L - 2 1/4")



Deco Lite Traversing Systems

Traversing Systems designed to meet all of the custom needs of interior designers.

- Single or Double Systems in Decorative Deco Lite Fascias.
- 11 Deco Lite Designs.
- Up to 30 Feet in Length.
- Heavy Duty Track and Accessories Automatically Included.
- End and Support Brackets in Iron Customized for Heavy Duty Applications.
- Wall Mount or Ceiling Mount Brackets have Expandable Projections.
- Each Rod Includes a 1 1/4" Diameter Smooth Square Iron Fascia and End Caps.
- Cord Draw or Baton Draw.
- Pinch Pleat or RippleFold.
- 35 Iron Art™ Finishes for Deco Lite Fascia, Rod Fascia, End Caps, and Brackets.
- Custom Finishes Available.
- Five Finishes for Traversing Tracks: Antique Bronze, Black, Gold, Silver, and White.
- Pinch Pleat and RippleFold Glides are White.
- Heavy Duty Packaging.
- Shipped in 15 Business Days.

Deco Lite Traversing Set Guide: Iron Bracket, Glide, and Ring Quantities

Product	Unit	QTY	Product	Unit	QTY
Iron End Brackets Single Bracket Back Plate: H 4 1/2" W 1" Double Bracket Back Plate: H 4 1/2" W 1 1/2"	SET	2	Glides Including Master Carrier	FOOT	4

Deco Lite Traversing: Ordering Information

1. Sets automatically include: front panel fascia, square rod fascia, end caps, heavy duty tracks, glides, master carriers*, cords, and cord pulleys**, drapery return hooks, two end brackets, and support brackets as needed per length.
2. Items sold separately: batons.
3. Rod set finishes: front panel fascia, square rod fascia, end caps, brackets, return hooks, master carriers, and batons are finished as per finish specified in order.
4. Track finishes are available in Antique Bronze, Black, Gold, Silver, and White.
5. Pinch pleat or RippleFold glides are white. Pinch pleat glides are supplied four per foot.
6. Please state fullness of 60%, 80%, 100%, or 120% when ordering RippleFold.
7. If desired, you may specify a baton drawn system. **Batons are sold separately.**
Please see page 25 for Iron Art™ batons.
8. When ordering, please specify the Deco Lite design number, cord length (standard is 8'), cord placement (left or right), and draw (left stack, right stack, or center open).
9. Please specify wall or ceiling mount end brackets when ordering.
10. Deco Lite Traversing set pricing is rounded up to the next foot.
11. Maximum fabric weight for a 16' track is 62 lbs. for the heavy duty traverse track (automatically provided in each set).
12. All heavy duty tracks and fascia are available up to 30' (360"), and are assembled and shipped in one piece. Front panel fascia comes as a single piece only. Tracks over 16' (192") are spliced. Tracks 16' (192") or less **will not** be spliced. Please contact customer service for the availability of 19' (228") lengths without a splice.
13. The maximum width for FedEx shipments is 102". All rods over 102" must be shipped by common carrier (truck line). Please note residential truck deliveries are restricted to 24' (288").
14. Custom finish: 25% additional charge. Please add a one time strike off charge (Product #IASTRIKE).

Deco Lite Traversing Sets: Page 50 of Catalog

(Add Finials, Rings, Accessories, and Miscellaneous Charges Where Applicable)

Style	Set #	4 Feet	5 Feet	6 Feet	7 Feet	8 Feet	9 Feet	10 Feet	Additional Foot
Single System	DTKT-S	545	675	1028	1145	1381	1543	1703	227
Double System	DTKT-D	922	1177	1355	1531	1785	1963	2139	333
Number of Brackets Included:		2	3	3	3	4	4	4	See Note [†]

[†]Additional brackets will be included at 11', 14', 17', 20', 23', 26', and 29'. See page 57 for bracket specifications.

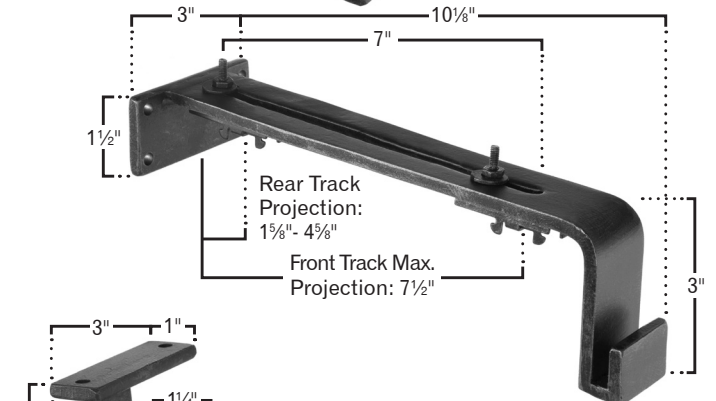
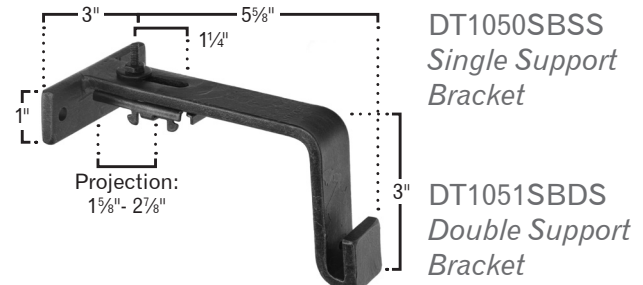
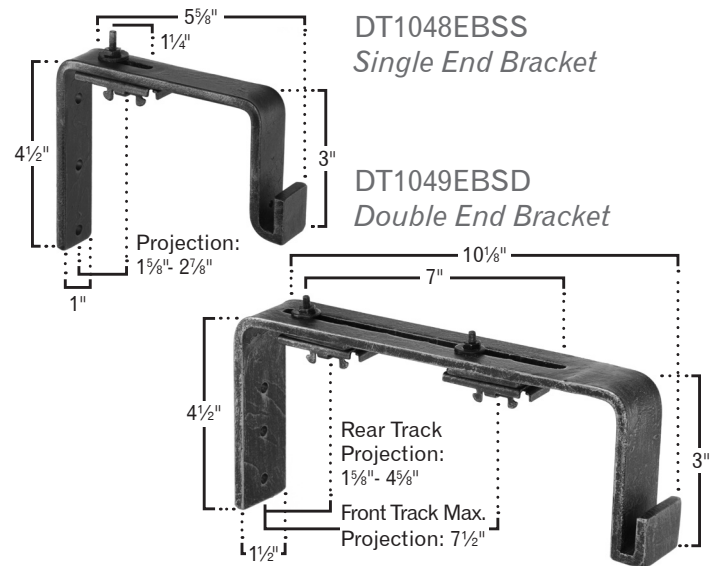
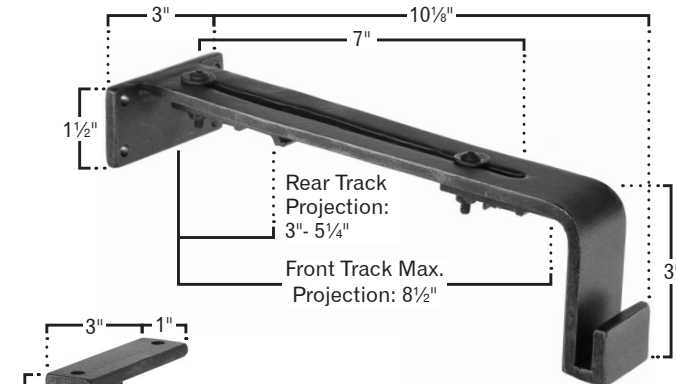
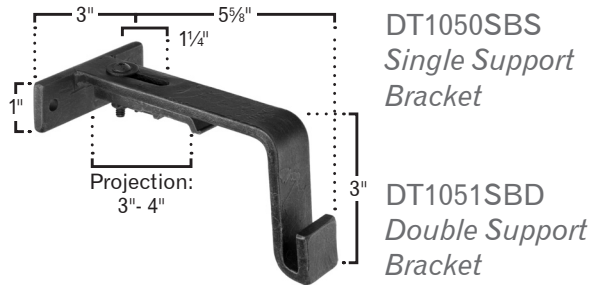
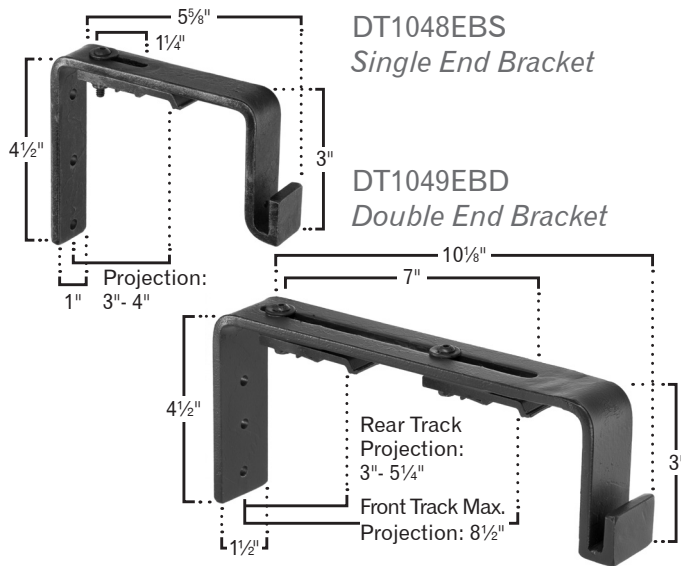
Deco Lite Accessories: Page 49 of Catalog

Accessories & Charges	Product #	Unit	Price	Additional Information
Additional Traversing Glides	TRGL	EACH	2	Specify Quantity in Order / Standard is Four per Foot
Additional Traversing Cord (white)	TRCR	FOOT	0.75	Specify Length in Order / Standard is Eight Feet
Strike Off Charge (net)	IASTRIKE	EACH	40	One time strike off charge for custom finish
Additional Manual Support Brackets	Product #	Unit	Price	Additional Information
Iron Wall Mount (single)	DT1050SBS	EACH	30	3" to 4" Projection / Back Plate: H 1" W 3"
Iron Wall Mount (double)	DT1051SBD	EACH	36	Back Rod: 3" to 5 1/4" Projection / Front Rod: 8 1/2" Projection Back Plate: H 1 1/2" W 3" / Bracket Length: 10 1/8" 3 1/4" - 5 1/2" Available Space Between Tracks
Iron Ceiling Mount (single)	DT1052CBS	EACH	34	3" - 4" Projection / Ceiling Plate: H 1" W 3"
Iron Ceiling Mount (double)	DT1053CBD	EACH	40	Back Rod: 3" to 5 1/4" Projection / Front Rod: 8 1/2" Projection Ceiling Plate: H 1 1/2" W 3" / Bracket Length: 10 1/8" 3 1/4" - 5 1/2" Available Space Between Tracks
Additional Motorized Support Brackets	Product #	Unit	Price	Additional Information
Iron Wall Mount (single)	DT1050SBSS	EACH	30	1 5/8" to 27/8" Projection / Back Plate: H 1" W 3"
Iron Wall Mount (double)	DT1051SBSD	EACH	36	Back Rod: 1 5/8" to 4 5/8" Projection / Front Rod: 8 1/2" Projection Back Plate: H 1 1/2" W 3" / Bracket Length: 10 1/8" 3" - 6" Available Space Between Tracks
Iron Ceiling Mount (single)	DT1052CBSS	EACH	34	1 5/8" to 27/8" Projection / Ceiling Plate: H 1" W 3"
Iron Ceiling Mount (double)	DT1053CBSD	EACH	40	Back Rod: 1 5/8" to 4 5/8" Projection / Front Rod: 8 1/2" Projection Ceiling Plate: H 1 1/2" W 3" / Bracket Length: 10 1/8" 3" - 6" Available Space Between Tracks

* Center open rods come with two master carriers, while one-way draw rods come with one.

** Cord drawn traversing sets include cords and cord pulleys. Batons for baton drawn sets are sold separately.

Bracket Guide: Deco Lite Manual and Motorized Traversing

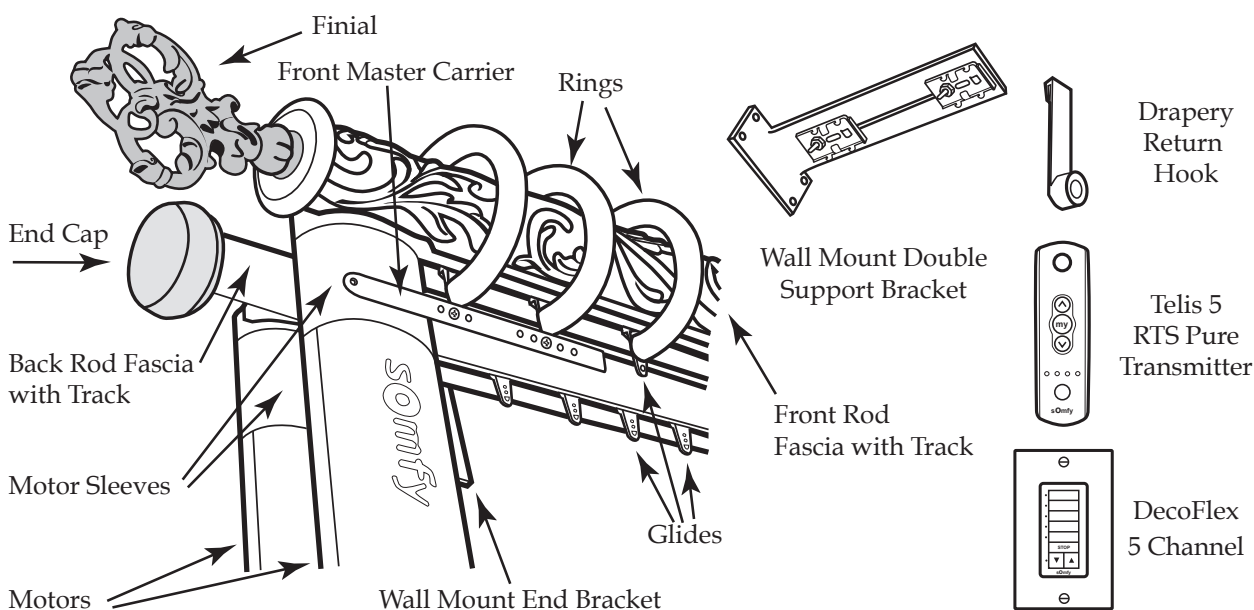


Space between double manual tracks is 3 1/4" - 5 1/2".

Space between double motorized tracks is 3" - 6".

TRAVERSING WITH SOMFY

CHOOSE. TOUCH. RELAX.™



Traversing Systems with Somfy

Designed to meet all of the custom needs of interior designers.

- Single or Double Systems in Iron, Italian, Wood, Deco Lite or Tuscany Rod Fascia.
- Up to 30 Feet in Length.
- Heavy Duty Track and Accessories Automatically Included.
- End and Support Brackets in Iron Customized for Heavy Duty Applications.
- Wall Mount or Ceiling Mount Brackets with Expandable Projections.
- Front Track with or without Rings.
- Back Rod Fascia Automatically Includes End Caps (Finished).
- Iron, Italian, and Tuscany Rods May be Bent or Curved (Excludes Square Fascia Styles or Systems with Rings).
- Five Finishes for Traversing Tracks: Antique Bronze, Black, Gold, Silver, & White.
- Pinch Pleat or RippleFold.
- Track Color Coordinating Pinch Pleat Glides for Systems with Rings. Pinch Pleat Without Rings and RippleFold Glides are White.
- Miter Return Available.
- Heavy Duty Packaging.
- Shipped in 15 Business Days.

Iron Rod Fascia Styles:

- 35 Iron Art™ Finishes and 6 Italian Collection Finishes for Rod Fascia, Finials, Rings, Brackets & End Caps (Back Rod Fascia Only).
- Rod Fascias: Round, Square, Fluted, and Round Hammered.
- Custom Finishes Available on Iron Fascia.
- Choose Finials From: Iron - Iron Finials, Bohemia Collection, and Village Forge Collection.
- Italian - Italian Finial & Bohemia Collection.
- Back Rod in Double Traverse System Comes with Iron Fascia 1 1/4" Diameter to Match Front Rod Style.

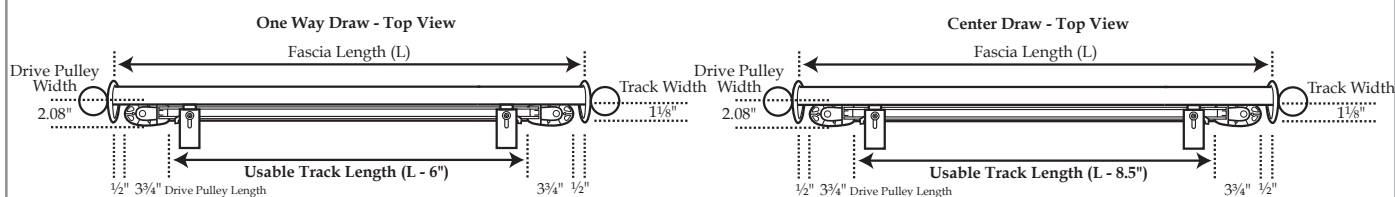
Wood Rod Fascia Styles:

- 11 Wood Art™ Finishes for Rod Fascia, Finials, Rings, Brackets & End Caps (Back Rod Fascia Only).
- Rod Fascias and Diameters: Round: 2", 2 1/4", and 3" Fluted: 2", 2 1/4", and 3" Rope: 2", 2 1/4", and 3"
- Custom Finishes Available on Wood Fascia.
- Select Finials from New York Wood, Wood Craft, Rosina, Bohemia, and Iron Collections.
- Back Rod in Double Traverse System Comes with Wood Fascia 1 3/8" Diameter to Match Front Rod Style.

Tuscany Traversing Fascia Styles:

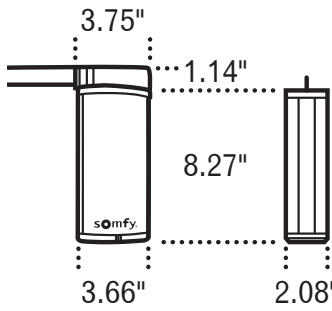
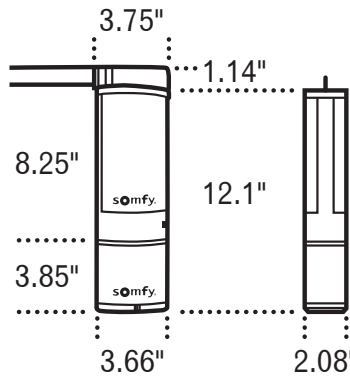
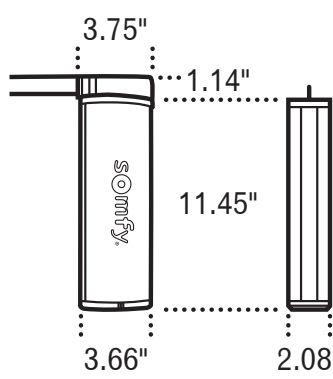
- 35 Iron Art™ Finishes for Rod Fascia, Finials, Rings, Brackets & End Caps (Back Rod Fascia Only).
- Rod Fascias: 11 Tuscany Designs.
- Custom Finishes Available on Tuscany Fascia.
- Choose Finials From: Iron Finials, Bohemia Collection, and Village Forge Collection.
- Back Rod in Double Traverse System Comes with Iron Fascia 1 1/4" Diameter to Match Front Rod Style.

MEASUREMENT GUIDELINES • Please specify fascia length when ordering. • Usable Track length will be shorter than fascia length.



SOMFY MOTORIZATION SYSTEM

- Track, Fascia, Glides/Rings Come Assembled; Made-to-Measure.
- Round Iron Rods May be Bent or Curved. Tuscany Rods May be Curved.
- Smooth & Quiet Operation (<44dBA).
- Radio Frequency (RTS), Dry Contact (DCT), Infrared, RS485 Digital Technology, Z-Wave, and ZigBee Control Options.
- Manual Override System Allows Drapery to be Drawn During Power Outages.
- Touch Motion with Two Sensitivity Settings Allows the User to Activate the Motorized Drapery Simply by Pulling on the Fabric.
- "My Function" Allows User to Set a Preferred Drapery Openness Position for Easy Access.
- Two Drapery Heading Types: Pinch Pleat or Ripplefold.
- Three Draw Options: Left Stack, Right Stack, Center Open.

<p>IRISMO 35 MINI DC:</p> <ul style="list-style-type: none"> • 24V DC Low Voltage Power Supply with 13.2 Ft. Cord. • Traverses up to 77 Lbs. 	<p>IRISMO 45 WIREFREE:</p> <ul style="list-style-type: none"> • Rechargeable 26.5V Lithium Ion Battery (Charger Sold Separately). • Traverses up to 99 Lbs. 	<p>GLYDEA 35E AND 60E:</p> <ul style="list-style-type: none"> • Glydea Motor Plugs Directly into Standard 110 V AC Duplex Wall Outlet (Comes with 10 Ft. Plug). • 35e Traverses up to 77 Lbs. • 60e Traverses up to 132 Lbs. 
---	---	---

See pages 66-67 for more specifications.

Traversing with Somfy: Ordering Information

1. Sets automatically include: rod fascia, heavy duty tracks, Somfy motors, motor sleeves, glides, master carriers*, drapery return hooks, two end brackets, support brackets as needed per length, and back rod end caps (for double rods only).
2. Items sold separately: finials, rings (front rod with pinch pleat glides only), and control accessories.
3. Rod set finishes: rods, brackets, rings, motor sleeves, pulley caps, and master carriers are finished as per finish specified in order.
4. Track finishes are available in Antique Bronze, Black, Gold, Silver, and White.
5. Glides for systems with rings using pinch pleats coordinate with the five track finishes. Pinch pleats not using rings and RippleFold glides are only available in White. Pinch pleat glides are supplied four per foot.
6. Please state fullness of 80%, 100%, or 120% when ordering RippleFold.
7. Traversing rods come with or without rings on the front rods with pinch pleat glides only. Back rods and RippleFold glides do not accommodate rings. Two stationary rings are placed on each end for center open systems, one ring is placed on the stack side for one-way draw systems.
8. When ordering, specify motor placement (left or right), and draw (left stack, right stack, or center open).
9. Please specify wall or ceiling mount end brackets when ordering. Due to limited clearance, we recommend using end caps as finials with ceiling mount brackets. Please contact customer service for a list of other finials which may be used.
10. Somfy traversing set pricing is rounded up to the next foot.
11. Maximum fabric weight for a 16' track is 62 lbs. for the heavy duty traverse track (automatically provided in each set).
12. All Somfy traversing tracks come assembled and shipped in one piece.
 - **All heavy duty tracks, iron rods, and wood poles (all diameters) are available in 16' (192") lengths without a splice, and up to 30' (360") with a splice. Please contact customer service for the availability of 19' (228") lengths without a splice.**
 - Italian Collection iron rods are available in 10' (108") lengths without a splice, and up to 20' (216") with a splice.
13. The maximum width for a FedEx shipment is 8' 6" (102"). All sets over this must be shipped by common carrier (truck line). Please note residential truck deliveries are restricted to 24' (288").
14. When ordering with miter returns, please add Product #IT307MR, #IC307MR, or #WT307MR. The width entered should be the track measurement. Returns are available as 3½", 4½", 6", and 7".
15. Iron, Italian, and Tuscany Traversing rods can be curved, and Iron and Italian traversing rods can be bent (excludes square fascia styles and systems with rings). Please see bend and curve charges on page 63.
16. Custom finish: 25% additional charge. Please add a one time strike off charge (Product #IASTRIKE).
17. Please refer to pages 50-51 if you need additional brackets.

* Center open rods come with two master carriers, while one-way draw rods come with one. Front rod carriers each hold two rings.

Single Traversing with Somfy Sets: Pages 52-55 of Catalog

(Add Finials, Rings, Controls, and Miscellaneous Charges Where Applicable)

Style	Set #	4 Feet	5 Feet	6 Feet	7 Feet	8 Feet	9 Feet	10 Feet	Additional Foot
Track Only	ST60E-S	1658	1716	1768	1820	1872	1931	1982	54
Tuscany Traversing (11 Designs)	TTST-S	2461	2716	2943	3169	3396	3651	3878	237
Deco Lite Traversing (11 Designs)	DTST-S	2302	2596	2824	3051	3323	3573	3801	280
Designers' Choice: Iron									
Round 1½" Dia.	STRR-S-112	2085	2302	2494	2685	2877	3094	3286	200
Round 2" Dia.	STRR-S-200	2091	2314	2512	2710	2908	3131	3329	207
Round 3" Dia.	STRR-S-300	2228	2463	2673	2883	3094	3329	3539	219
Round Hammered 1½" Diameter	STRH-S-112	2203	2432	2636	2840	3044	3273	3477	213
Round Hammered 2" Diameter	STRH-S-200	2209	2444	2654	2865	3075	3310	3521	219
Round Hammered 3" Diameter	STRH-S-300	2333	2580	2803	3026	3248	3496	3719	231
Square 1½" Dia.	STSQ-S-112	2240	2463	2661	2859	3057	3279	3477	216
Square 2" Dia.	STSQ-S-200	2252	2481	2685	2890	3094	3323	3527	223
Fluted 1½" Dia.	STFL-S-112	2302	2537	2747	2958	3168	3403	3614	229
Fluted 2" Dia.	STFL-S-200	2314	2555	2772	2989	3205	3446	3663	235
Designers' Choice: Italian									
Round 1½" Dia.	STIR-S-112	2351	2614	2843	3071	3300	3563	3792	240
Round 2" Dia.	STIR-S-200	2364	2632	2867	3102	3338	3606	3841	246
Square 1½" Dia.	STIQ-S-112	2376	2645	2880	3115	3350	3618	3854	246
Square 2" Dia.	STIQ-S-200	2388	2663	2904	3146	3387	3662	3903	252
Designers' Choice: Wood									
Smooth 2" Dia.	STSM-S-200	2039	2257	2450	2644	2837	3055	3249	202
Smooth 2¼" Dia.	STSM-S-214	2039	2257	2450	2644	2837	3055	3249	202
Smooth 3" Dia.	STSM-S-300	2075	2305	2511	2716	2922	3152	3358	214
Fluted 2" Dia.	STWF-S-200	2039	2257	2450	2644	2837	3055	3249	202
Fluted 2¼" Dia.	STWF-S-214	2039	2257	2450	2644	2837	3055	3249	202
Fluted 3" Dia.	STWF-S-300	2075	2305	2511	2716	2922	3152	3358	214
Rope 2" Dia.**	STRP-S-200	2081	2311	2517	2716	2928	3158	3364	214
Rope 2¼" Dia.**	STRP-S-214	2130	2378	2602	2825	3049	3297	3521	232
Rope 3" Dia.**	STRP-S-300	2160	2420	2656	2892	3128	3388	3624	244
Number of Brackets Included:		3	4	4	4	5	5	5	See Note*

*Additional bracket will be included at 11', 14', 17', 20', 23', 26', and 29'. See pages 64-65 for bracket specifications.

** Rope Facia Subject to Availability

Set prices shown include the Glydea 60e RTS or DCT heavy duty motor.

For an Irisimo 45 WireFree motor plus charger, add \$95 to the set price.

For Irisimo 35 Mini DC or Glydea 35e motors, deduct \$50 from the set price.

If supplying a motor, deduct \$500 from the set price.

Please note your motor selection or if you are supplying a motor on your order.

Double Traversing with Somfy Sets: Pages 52-55 of Catalog

(Add Finials, Rings, Controls, and Miscellaneous Charges Where Applicable)

Style	Set #	4 Feet	5 Feet	6 Feet	7 Feet	8 Feet	9 Feet	10 Feet	Additional Foot
Track Only	ST60E-D	3317	3433	3537	3641	3745	3861	3965	109
Tuscany Traversing (11 Designs)	TTST-D	4716	5063	5372	5682	5991	6449	6647	322
Deco Lite Traversing (11 Designs)	DTST-D	4874	5301	5691	6037	6427	6920	7113	403
Designers' Choice: Iron									
Round 1½" Dia.	STRR-D-112	4220	4526	4798	5070	5342	5648	5920	283
Round 2" Dia.	STRR-D-200	4232	4544	4823	5101	5379	5691	5970	290
Round 3" Dia.	STRR-D-300	4257	4575	4860	5144	5429	5747	6032	296
Round Hammered 1½" Diameter	STRH-D-112	4245	4556	4835	5113	5392	5704	5982	290
Round Hammered 2" Diameter	STRH-D-200	4257	4575	4860	5144	5429	5747	6032	296
Round Hammered 3" Diameter	STRH-D-300	4282	4606	4897	5188	5478	5803	6093	302
Square 1½" Dia.	STSQ-D-112	4313	4612	4878	5144	5410	5710	5976	277
Square 2" Dia.	STSQ-D-200	4325	4631	4903	5175	5447	5753	6025	283
Fluted 1½" Dia.	STFL-D-112	4412	4730	5014	5299	5584	5902	6186	296
Fluted 2" Dia.	STFL-D-200	4424	4748	5039	5330	5621	5945	6236	302
Designers' Choice: Italian									
Round 1½" Dia.	STIR-D-112	4670	5052	5395	5738	6081	6462	6805	356
Round 2" Dia.	STIR-D-200	4683	5072	5421	5770	6119	6508	6857	362
Square 1½" Dia.	STIQ-D-112	4677	5065	5414	5764	6113	6501	6850	362
Square 2" Dia.	STIQ-D-200	4690	5084	5440	5796	6152	6546	6902	369
Designers' Choice: Wood									
Smooth 2" Dia.	STSM-D-200	4114	4407	4667	4927	5187	5480	5740	271
Smooth 2¼" Dia.	STSM-D-214	4114	4407	4667	4927	5187	5480	5740	271
Smooth 3" Dia.	STSM-D-300	4138	4443	4715	4988	5260	5565	5837	283
Fluted 2" Dia.	STWF-D-200	4114	4407	4667	4927	5187	5480	5740	271
Fluted 2¼" Dia.	STWF-D-214	4114	4407	4667	4927	5187	5480	5740	271
Fluted 3" Dia.	STWF-D-300	4138	4443	4715	4988	5260	5565	5837	283
Rope 2" Dia.**	STRP-D-200	4223	4546	4836	5127	5417	5740	5668	301
Rope 2¼" Dia.**	STRP-D-214	4229	4558	4855	5151	5447	5777	6073	307
Rope 3" Dia.**	STRP-D-300	4277	4613	4915	5218	5520	5855	6158	313
Number of Brackets Included:		3	4	4	4	5	5	5	See Note*

*Additional bracket will be included at 11', 14', 17', 20', 23', 26', and 29'. See pages 64-65 for bracket specifications.

** Rope Facia Subject to Availability

Set prices shown include Glydea 60e RTS or DCT heavy duty motors.
 For Irisimo 45 WireFree motors plus chargers, add \$190 to the set price.
 For Irisimo 35 Mini DC or Glydea 35e motors, deduct \$100 from the set price.
 If supplying motors, deduct \$1000 from the set price.
 Please note your motor selection or if you are supplying motors on your order.

Stationary Rod Front And Trav Fascia In Back

Includes 2 End Brackets and 2 End Caps for Back Traversing Fascia. Fascia will be 1 1/4"

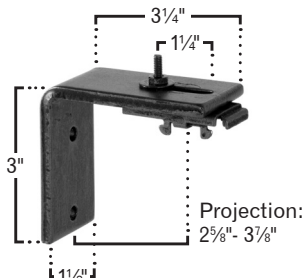
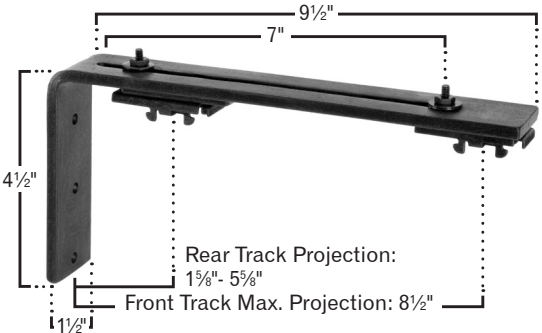
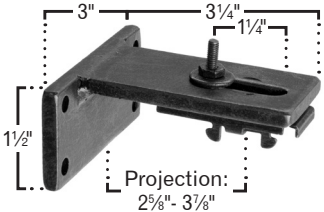

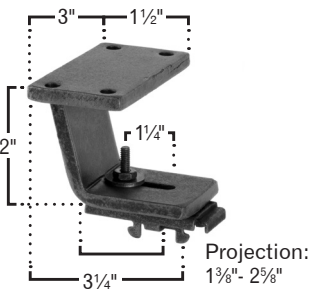

Style	Set #	4 Feet	5 Feet	6 Feet	7 Feet	8 Feet	9 Feet	10 Feet	Additional Foot
Designers' Choice: Iron									
Round 1 1/4" Dia.	STA-ITRR-114	2143	2360	2552	2743	2935	3152	3344	222
Round 1 1/2" Dia.	STA-ITRR-112	2146	2363	2555	2746	2938	3155	3347	225
Round 2" Dia.	STA-ITRR-200	2159	2381	2579	2777	2975	3198	3396	237
Round 3" Dia.	STA-ITRR-300	2304	2539	2749	2960	3170	3405	3615	258
Round Hammered 1 1/4" Diameter	STA-ITRH-114	2271	2500	2704	2909	3113	3342	3546	244
Round Hammered 1 1/2" Diameter	STA-ITRH-112	2274	2503	2708	2912	3116	3345	3549	248
Round Hammered 2" Diameter	STA-ITRH-200	2287	2522	2732	2943	3153	3388	3599	260
Round Hammered 3" Diameter	STA-ITRH-300	2420	2668	2890	3113	3336	3583	3806	282
Square 1 1/4" Dia.	STA-ITSQ-114	2298	2521	2719	2917	3115	3337	3535	237
Square 1 1/2" Dia.	STA-ITSQ-112	2301	2524	2722	2920	3118	3340	3538	240
Square 2" Dia.	STA-ITSQ-200	2319	2548	2753	2957	3161	3390	3594	253
Designers' Choice: Italian									
Round 1 1/4" Dia.	STA-ICRR-114	2443	2705	2934	3163	3392	3654	3883	287
Round 1 1/2" Dia.	STA-ICRR-112	2470	2732	2961	3190	3419	3681	3910	302
Round 2" Dia.	STA-ICRR-200	2491	2760	2995	3230	3465	3734	3969	312
Square 1 1/4" Dia.	STA-ICSQ-114	2467	2736	2971	3206	3441	3710	3945	294
Square 1 1/2" Dia.	STA-ICSQ-112	2495	2763	2998	3233	3469	3737	3972	308
Square 2" Dia.	STA-ICSQ-200	2516	2791	3032	3274	3515	3790	4031	319
Designers' Choice: Wood									
Smooth 2" Dia.	STA-STSM-200	2291	2544	2772	3001	3230	3483	3711	237
Smooth 2 1/4" Dia.	STA-STSM-214	2291	2544	2772	3001	3230	3483	3711	239
Smooth 3" Dia.	STA-STSM-300	2498	2805	3089	3372	3655	3963	4246	292
Fluted 2" Dia.	STA-STWF-200	2291	2544	2772	3001	3230	3483	3711	237
Fluted 2 1/4" Dia.	STA-STWF-214	2291	2544	2772	3001	3230	3483	3711	239
Fluted 3" Dia.	STA-STWF-300	2498	2805	3089	3372	3655	3963	4246	292
Number of Brackets Included:		2	3	3	3	4	4	4	See Note*
*Additional brackets will be included at 11', 14', 17', 20', 23', 26', and 29'. See page 64-65 for bracket specifications.									

Traversing with Somfy Accessories: Pages 55-57 of Catalog

Accessories & Charges	Product #	Unit	Price	Additional Information					
Additional Traversing Glides	TRGL	EACH	2.15	Specify Quantity in Order / Standard is Four per Foot					
Strike Off Charge <i>(net)</i>	IASTRIKE	EACH	40	One time strike off charge for custom finish					
Miter with Return									
Designers' Choice: Iron	IT307MR	EACH	86	Available in 3½", 4½", 6", and 7"					
Designers' Choice: Italian	IC307MR	EACH	90	Available in 3½", 4½", 6", and 7"					
Designers' Choice: Wood	WT307MR	EACH	70	Available in 3½", 4½", 6", and 7"					
"C" Ring Styles <i>(Front Rod Only)</i>	Product #	Unit	1½"		2"		2" & 2¼"	3"	
			Inner Diameter Iron	Italian	Inner Diameter Iron	Italian	Inner Diameter Wood	Inner Diameter Iron	Wood
Round Iron "C" Rings	IT/IC350STR	EACH	15	18	16	20	N/A	18	N/A
Square Iron "C" Rings	IT/IC352STR	EACH	15	18	15	20	N/A	N/A	N/A
Round Hammered Iron "C" Rings	IT356STR	EACH	17	N/A	17	N/A	N/A	18	N/A
Smooth Wood "C" Rings	WT5047STR	EACH	N/A	N/A	N/A	N/A	18	N/A	22
Fluted Wood "C" Rings	WT5049STR	EACH	N/A	N/A	N/A	N/A	18	N/A	22
Bend and Curve Charges	Product #	Unit	Price	Additional Information					
Single Track Bend	ITBENDCRS	EACH	50	Bend Single Traversing Set - Fascia with Traversing Track					
Double Track Bend	ITBENDCRD	EACH	100	Bend Double Traversing Set - Fascias with Traversing Tracks					
Single Track Curve	ITBENDCVS	FOOT	35	Curve Single Traversing Set - Fascia with Traversing Track					
Double Track Curve	ITBENDCVD	FOOT	60	Curve Double Traversing Set - Fascias with Traversing Tracks					
Control Accessories	Product #	Unit	Price	Additional Information					
DecoFlex Table Top Acc., Silver	STTABLE-SL	EACH	78	Wireless Switch Accessory - Silver					
DecoFlex Table Top Acc., Black	STTABLE-BL	EACH	78	Wireless Switch Accessory - Black					
Cronis Comfort RTS Wireless Timer	CROWT	EACH	484	Single Channel 7 Day Programmable Timer					
Sunis Indoor Wireless RTS	SUNIS-SUN	EACH	530	Sun Sensor					
Thermosunis Indoor Wireless RTS	SUNIS-TMP	EACH	610	Sun and Temperature Sensor					
Telis 1 Chronis RTS	STRP1-SS	EACH	516	Single Channel Zone Control & Programmable Timer - Silver Star					
Telis 1 RTS Pure Transmitter	STRP1-PR	EACH	147	Single Channel Remote Control - Pure					
Telis 1 RTS Silver Transmitter	STRP1-SL	EACH	230	Single Channel Remote Control - Silver					
Telis 1 RTS Lounge Transmitter	STRP1-LO	EACH	230	Single Channel Remote Control - Lounge					
Telis 5 RTS Pure Transmitter	STRP5-PR	EACH	191	Multi-Channel Remote Control - Pure					
Telis 5 RTS Silver Transmitter	STRP5-SL	EACH	280	Multi-Channel Remote Control - Silver					
Telis 5 RTS Lounge Transmitter	STRP5-LO	EACH	280	Multi-Channel Remote Control - Lounge					
DecoFlex 1 Channel, White	STSW1-WH	EACH	343	Single Channel Wireless Switch - White					
DecoFlex 1 Channel, Ivory	STSW1-IV	EACH	343	Single Channel Wireless Switch - Ivory					
DecoFlex 1 Channel, Black	STSW1-BL	EACH	396	Single Channel Wireless Switch - Black					
DecoFlex 5 Channel, White	STSW5-WH	EACH	360	Multi-Channel Wireless Switch - White					
DecoFlex 5 Channel, Ivory	STSW5-IV	EACH	360	Multi-Channel Wireless Switch - Ivory					
DecoFlex 5 Channel, Black	STSW5-BL	EACH	415	Multi-Channel Wireless Switch - Black					
Somfy myLink™	STAPP	EACH	409	Control Somfy motors through a smart phone or tablet. Consists of a simple plug-in device and free app. Does not replace a preprogrammed RTS control.					

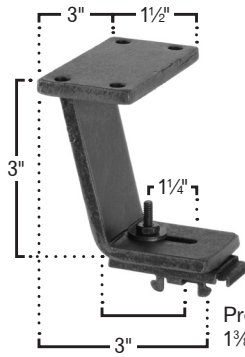

Motorized Traversing Brackets: Page 57 of Catalog

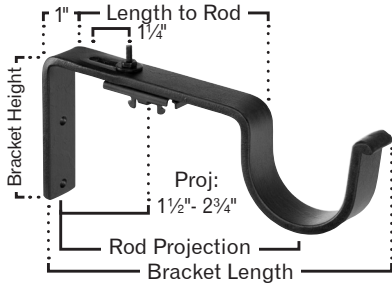
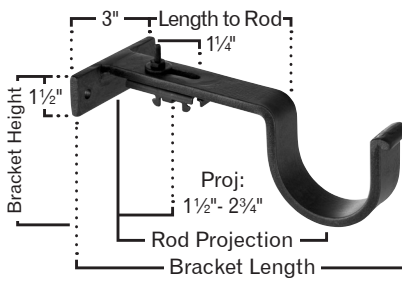
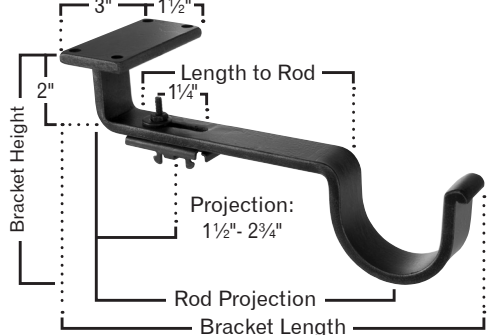
Space between double traversing tracks is 2 $\frac{7}{8}$ " - 6 $\frac{3}{4}$ ". See page 57 for Deco Lite Traversing brackets.

Single End Bracket 		Double End Bracket 	
Iron/Wood IT1048EBSS	Italian IC1048EBSS	Iron/Wood IT1049EBSD	Italian IC1049EBSD
\$22	\$35	\$30	\$39
Single Support Bracket 		Double Support Bracket 	
Iron/Wood IT1050SBSS	Italian IC1050SBSS	Iron/Wood IT1051SBSD	Italian IC1051SBSD
\$22	\$35	\$30	\$39
Single Ceiling Bracket (for systems without rings) 		Double Ceiling Bracket (for systems without rings) 	
Iron/Wood IT1052CBSS-2	Italian IC1052CBSS-2	Iron/Wood IT1053CBSD-2	Italian IC1053CBSD-2
\$22	\$36	\$31	\$39

Motorized Traversing Brackets: Page 57 of Catalog

Space between double traversing tracks is 2 $\frac{7}{8}$ " - 6 $\frac{3}{4}$ ". See page 57 for Deco Lite Traversing brackets.

Single Ceiling Bracket (for systems with rings)		Double Ceiling Bracket (for systems with rings)	
			
Iron/Wood IT1052CBSS-3	Italian IC1052CBSS-3	Iron/Wood IT1053CBSD-3	Italian IC1053CBSD-3
\$22	\$36	\$31	\$39

Front Stationary / Rear Traversing End Bracket		Front Stationary / Rear Traversing Support Bracket		Front Stationary / Rear Traversing Ceiling Bracket	
					
For 1 $\frac{1}{4}$ " Rods 8 $\frac{1}{4}$ "L x 4 $\frac{1}{2}$ "H LENGTH TO POLE: 6 $\frac{3}{8}$ " POLE PROJECTION: 7"	For 1 $\frac{3}{8}$ " Poles 8 $\frac{1}{4}$ "L x 4 $\frac{1}{2}$ "H LENGTH TO POLE: 6 $\frac{3}{8}$ " POLE PROJECTION: 7"	For 1 $\frac{1}{4}$ " Rods 8 $\frac{1}{4}$ "L x 1 $\frac{1}{2}$ "H LENGTH TO POLE: 6 $\frac{3}{8}$ " POLE PROJECTION: 7"	For 1 $\frac{3}{8}$ " Poles 8 $\frac{1}{4}$ "L x 1 $\frac{3}{4}$ "H LENGTH TO POLE: 6 $\frac{3}{8}$ " POLE PROJECTION: 7"	For 1 $\frac{1}{4}$ " Rods 8 $\frac{1}{4}$ "L x 3 $\frac{1}{4}$ "H LENGTH TO POLE: 6 $\frac{3}{8}$ " POLE PROJECTION: 7"	For 1 $\frac{3}{8}$ " Poles 8 $\frac{1}{4}$ "L x 3 $\frac{3}{8}$ "H LENGTH TO POLE: 6 $\frac{3}{8}$ " POLE PROJECTION: 7"
For 1 $\frac{1}{2}$ " Rods 8 $\frac{3}{8}$ "L x 4 $\frac{1}{2}$ "H LENGTH TO POLE: 6 $\frac{1}{4}$ " POLE PROJECTION: 7"	For 2" Rods 8 $\frac{5}{8}$ "L x 4 $\frac{1}{2}$ "H LENGTH TO POLE: 6" POLE PROJECTION: 7 $\frac{1}{8}$ "	For 1 $\frac{1}{2}$ " Rods 8 $\frac{3}{8}$ "L x 1 $\frac{3}{4}$ "H LENGTH TO POLE: 6 $\frac{1}{4}$ " POLE PROJECTION: 7"	For 2" Rods 8 $\frac{5}{8}$ "L x 2 $\frac{1}{4}$ "H LENGTH TO POLE: 6" POLE PROJECTION: 7 $\frac{1}{8}$ "	For 1 $\frac{1}{2}$ " Rods 8 $\frac{3}{8}$ "L x 3 $\frac{1}{2}$ "H LENGTH TO POLE: 6 $\frac{1}{4}$ " POLE PROJECTION: 7"	For 2" Rods 8 $\frac{5}{8}$ "L x 4"H LENGTH TO POLE: 6" POLE PROJECTION: 7"
For 2 $\frac{1}{4}$ " Poles 8 $\frac{3}{4}$ "L x 4 $\frac{1}{2}$ "H LENGTH TO POLE: 5 $\frac{7}{8}$ " POLE PROJECTION: 7 $\frac{1}{8}$ "	For 3" Rods 10 $\frac{1}{8}$ "L x 5"H LENGTH TO POLE: 6 $\frac{1}{2}$ " POLE PROJECTION: 8 $\frac{1}{4}$ "	For 2 $\frac{1}{4}$ " Poles 8 $\frac{3}{4}$ "L x 2 $\frac{1}{2}$ "H LENGTH TO POLE: 5 $\frac{7}{8}$ " POLE PROJECTION: 7 $\frac{1}{8}$ "	For 3" Rods 10 $\frac{1}{8}$ "L x 3 $\frac{3}{8}$ "H LENGTH TO POLE: 6 $\frac{1}{2}$ " POLE PROJECTION: 8 $\frac{1}{4}$ "	For 2 $\frac{1}{4}$ " Poles 8 $\frac{3}{4}$ "L x 4 $\frac{1}{4}$ "H LENGTH TO POLE: 5 $\frac{7}{8}$ " POLE PROJECTION: 7"	For 3" Rods 10 $\frac{1}{8}$ "L x 5"H LENGTH TO POLE: 6 $\frac{1}{2}$ " POLE PROJECTION: 8"
Iron/Wood IT1054EBSD	Italian IC1054EBSD	Iron/Wood IT1055SBSD	Italian IC1055SBSD	Iron/Wood IT1056CBSD	Italian IC1056CBSD
\$41	\$52	\$41	\$52	\$43	\$54

Front Stationary / Rear Traversing Brackets Accommodate 1 $\frac{1}{4}$ " Diameter Iron or 1 $\frac{3}{8}$ " Diameter Wood Traversing Fascias.

Traversing with Somfy - Motors: Page 56

Motor Name	Irismo 35 Mini DC RTS	Irismo 35 Mini DC DCT	Irismo 45 WireFree RTS*
Part #	1002952	1002951	1002353
Orion Item #	SMTR35MRTS	SMTR35MDCT	SMTR45WRTS
Price	\$1021	\$1021	\$1021
MOTOR UNIT MAIN FEATURES			
Soft Start / Stop	Yes	Yes	Yes
Manual Operation	Yes	Yes	Yes
Automatic Limits on End Stop	Yes	Yes	Yes
Intermediate Position	Yes	Yes	Yes
Touch Motion with 2 Sensitivity Settings	Yes	Yes	Yes
Adjustable Limits	Yes	Yes	Yes
Speed Control & Adjustment	Yes	Yes	Yes
CONTROL OPTIONS			
Dry Contact Indiv., Group & Master Control	Yes	Yes	No
Radio Technology Somfy RTS	Yes	No	Yes
Infrared	Yes	Using Universal RTS Interface (URTSII)	Using Universal RTS Interface (URTSII)
RS485 Digital Technology	Using Universal RTS Interface (URTSII)	Using Universal RTS Interface (URTSII)	Using Universal RTS Interface (URTSII)
Z-Wave	Future Option	Future Option	No
ZigBee	Future Option	Future Option	No
Tandem Alternative	Yes	Yes	Yes
Sun Control	Yes	Yes	Yes
Timer Control	Yes	Yes	Yes
INSTALLATION AND SETTING FEATURES			
Settings with Buttons on Motor Unit	Yes	No	No
Setting with Normally Open Dry Contact	Yes	Yes	No
LED Indicators	Yes	Yes	Yes
Motor Unit Direction Change	Yes	Yes	Yes
Factory Reset	Yes	Yes	Yes
Inverse Mounting (Top Mount)	Yes	Yes	Yes
TRACKS/DRAPERY TYPES			
Left Stack, Right Stack, Center Open	Yes	Yes	Yes
Asymmetric	Yes	Yes	Yes
Multiple	Yes	Yes	Yes
Pinch Pleat / RippleFold	Yes	Yes	Yes
MOTORIZED TRACK MAIN CHARACTERISTICS			
Power Supply	24V DC	24V DC	26.5V LI-ION Battery
Amperage	2A	2A	2950 mAh
Average Linear Speed (No Load)	87.5 RPM	87.5 RPM	87.5 RPM
Power Consumption	< 3 W	< 3 W	N/A
Power Cable	13.2 ft (4 m)	13.2 ft (4 m)	N/A
Control Connector Type	RJ12	RJ12	N/A
DCT Control Circuit Voltage	5V DC	5V DC	N/A
Motor Sound Level	<44 dBA	<44 dBA	<44 dBA
Certifications	CE	CE	c TUV us, CE
Minimum Bending Radius	11.8 in (30 cm)	11.8 in (30 cm)	11.8 in (30 cm)
Minimum Curving Radius	118 in (300 cm)	118 in (300 cm)	118 in (300 cm)
Width	3.66 in (93 mm)	3.66 in (93 mm)	3.66 in (93 mm)
Height	8.27 in (210 mm)	8.27 in (210 mm)	12.1 in (308 mm)
Depth	2.08 in (53 mm)	2.08 in (53 mm)	2.08 in (53 mm)
Max Weight	77 lbs (35 kg)	77 lbs (35 kg)	99 lbs (45 kg)

45 WireFree Accessories	Part #	Orion Item #	Price	Notes
45 WireFree Charger	1002945	SMTR45WCHG	\$160	
45 WireFree Lithium Ion Battery	9019741	SMTR45WBAT	\$490	Extra Battery Height: 3.85", Width: 3.66", Depth: 2.08"

Glydea 35e RTS	Glydea 35e DCT	Glydea 60e RTS	Glydea 60e DCT
1001615	1002465	1001617	1002545
SMTR35ERTS	SMTR35EDCT	SMTR60ERTS	SMTR60EDCT
\$1045	\$1021	\$1075	\$1075
Yes	Yes	Yes	Yes
Yes	Yes	Yes	Yes
Yes	Yes	Yes	Yes
Yes	Yes	Yes	Yes
Yes	Yes	Yes	Yes
Yes	Yes	Yes	Yes
Yes	Yes	Yes	Yes
Yes	Yes	Yes	Yes
Yes	Yes	Yes	Yes
Yes	Yes	Yes	Yes
Yes	Yes	Yes	Yes
Yes*	Yes*	Yes*	Yes*
Yes*	Yes*	Yes*	Yes*
Yes	Yes	Yes	Yes
Yes	Yes	Yes	Yes
Yes	Yes	Yes	Yes
Yes	Yes	Yes	Yes
Yes	Yes	Yes	Yes
Yes	Yes	Yes	Yes
Yes	Yes	Yes	Yes
Yes	Yes	Yes	Yes
Yes	Yes	Yes	Yes
Yes	Yes	Yes	Yes
Yes	Yes	Yes	Yes
Yes	Yes	Yes	Yes
Yes	Yes	Yes	Yes
110V AC 50/60 HZ	110V AC 50/60 HZ	110V AC 50/60 HZ	110V AC 50/60 HZ
.5A	.5A	1A	1A
4.9"/s - 7.86"/s	4.9"/s - 7.86"/s	4.9"/s - 7.86"/s	4.9"/s - 7.86"/s
60W	60W	120W	120W
10 ft (3.05 m)	10 ft (3.05 m)	10 ft (3.05 m)	10 ft (3.05 m)
RJ12	RJ12	RJ12	RJ12
3.3 VDC	3.3 VDC	3.3 VDC	3.3 VDC
<44 dBA	<44 dBA	<44 dBA	<44 dBA
c TUV us, CE	c TUV us, CE	c TUV us, CE	c TUV us, CE
11.8 in (30 cm)	11.8 in (30 cm)	11.8 in (30 cm)	11.8 in (30 cm)
118 in (300 cm)	118 in (300 cm)	118 in (300 cm)	118 in (300 cm)
3.66 in (93 mm)	3.66 in (93 mm)	3.66 in (93 mm)	3.66 in (93 mm)
11.45 in (291 mm)	11.45 in (291 mm)	11.45 in (291 mm)	11.45 in (291 mm)
2.08 in (53 mm)	2.08 in (53 mm)	2.08 in (53 mm)	2.08 in (53 mm)
77 lbs (35 kg)	77 lbs (35 kg)	132 lbs (60 kg)	132 lbs (60 kg)

**Z-Wave and ZigBee module pricing on request.*

Italian Collection: Ordering Information

1. The Italian Collection is available in finish I: Brushed Nickel, Finish J: Polished Chrome, and Finish K: Black Nickel, Oiled Bronze, Satin Copper, and Satin Gold for ¾", 1", and 1¼" Round or Square Hollow Rods only. For 1½" and 2", please call for quote.
2. Standard elbows are available at 45° and 90°. For other angles, please add #7041 as a custom angle charge.
3. Rods can be spliced together to provide any length using a rod connector. Please add Product #300 to the order.
4. **Iron rods are available in 10' (120") lengths without a splice.** By default, we splice any iron rod over 8'10" (106") to save on shipping charges using FedEx. Rods not specified as one piece in the order will be spliced in the center, unless a splice location is otherwise noted. Anything over 8'10" (106") must be shipped by common carrier (truck line). Please note residential truck deliveries are restricted to 24' (288").

Italian Collection (Metal Plated Hardware): Pages 58-61 of Catalog

Product #	Unit	Italian Finishes			Additional Information
		I	J	K	
300	EACH	18	18	18	Connector for Spliced Rods
7001	EACH	51	61	66	Interior Fit Only: Length: 1¾" Height: 1¼" Not Available for Traversing
7002	EACH	44	53	57	Interior Fit Only: Diameter: 1½" Not Available for Traversing
7003	EACH	55	66	71	Interior Fit Only: Diameter: 2" Available for Traversing
7004	EACH	42	51	55	Interior Fit Only: Length: 2" Height: 1½" Not Available for Traversing
7005	EACH	46	55	60	Interior Fit Only: Length: 2" Height: 1⅝" Not Available for Traversing
7005L	EACH	64	77	83	Interior Fit Only: Length: 3" Height: 1¾" Available for Traversing
7006	EACH	49	58	63	Interior Fit Only: Length: 2" Height: 1" Not Available for Traversing
7006L	EACH	69	82	89	Interior Fit Only: Length: 3" Height: 1¾" Available for Traversing
7007-RND/SQ	FOOT	62	73	79	Rod with Returns / Includes Sockets / Maximum Length: 106" Available in ¾" and 1" Diameter. See measurement guidelines on page 32.
7007VBP-RND/SQ	FOOT	62	73	79	Rod with Returns / Includes Vertical Plates / Maximum Length: 106" Available in ¾" and 1" Diameter. See measurement guidelines on page 32.
7009-RND/SQ	EACH	28	34	37	Elbow / Specify Interior or Exterior Fit and Angle
7010-RND/SQ	EACH	7	8	9	Half Open Socket
7011-RND/SQ	EACH	7	8	9	Full Socket
7012	EACH	10	12	13	Round Ring with Clip / Available with the following Interior Diameters: 1", 1¼", 1½", and 1¾"
7013	EACH	10	12	13	Round Ring / Available with the following Interior Diameters: 1", 1¼", 1½", and 1¾"
7014-RND/SQ	EACH	44	52	57	Bracket with 3" Projection
7014HD-RND/SQ	FOOT	46	54	58	Bracket Heavy Gauge with 3" Projection.
7014HP-RND/SQ	EACH	44	52	57	Bracket with 3" Projection and Horizontal Back Plate
7015-RND/SQ	EACH	47	56	61	Bracket with 6" Projection
7015HP-RND/SQ	EACH	47	56	61	Bracket with 6" Projection and Horizontal Back Plate
7016-RND/SQ	EACH	17	20	22	End Cap
7017	EACH	82	99	107	Corner Bracket / Only Available as Exterior Fit
7018	EACH	89	107	116	Movable Elbow / Interior Fit Only
7018-H	EACH	95	110	128	Movable Elbow Hinged/ Interior Fit Only
7019	FOOT	22	26	28	¾" Round Rod / Maximum Length for a Single Piece: 120"
7020	FOOT	29	35	38	1" Round Rod / Maximum Length for a Single Piece: 120"
7021	FOOT	22	26	28	¾" Square Rod / Maximum Length for a Single Piece: 120"
7022	FOOT	29	35	38	1" Square Rod / Maximum Length for a Single Piece: 120"

Italian Collection (Metal Plated Hardware): Pages 58-61 of Catalog (continued)

Product #	Unit	Italian Finishes			Additional Information
		I	J	K	
7023	FOOT	36	44	47	1 1/4" Round Rod / Maximum Length for a Single Piece: 120"
7024	FOOT	36	44	47	1 1/4" Square Rod / Maximum Length for a Single Piece: 120"
7035-RND/SQ	EACH	28	34	37	Single Rod Ceiling Mount Bracket
7036-RND	EACH	39	47	52	Double Rod Ceiling Mount Bracket
7038	EACH	73	87	95	3" Projection Eyelet Bracket
7039	EACH	92	110	120	6" Projection Eyelet Bracket
7040-RND/SQ	EACH	65	78	85	Double Bracket / 3" and 6" Projections
7041	EACH	90	90	90	Custom Elbow Angle Change
7102BD	EACH	26	26	26	Rod Bending - 3/4" to 1 1/4" Diameter Rods
7103CV	FOOT	30	30	30	Rod Curve - 3/4" to 1 1/4" Diameter Rods
7187	EACH	47	52	56	"U" Shape Bend Charge for Finials: 3 1/2" Projection
7188	EACH	47	52	56	Expandable Post Projection: 3"-4 1/2" Projection (Finials Extra)
7188FX-300	EACH	50	54	59	Fixed Post Projection with Mounting Plate Charge for Finials: 3"P
7188FX-400	EACH	50	54	59	Fixed Post Projection with Mounting Plate Charge for Finials: 4"P
7188FX-650	EACH	50	54	59	Fixed Post Projection with Mounting Plate Charge for Finials: 6 1/2"P
7321	EACH	29	35	38	Decorative Cap / Interior Fit / For Round Hollow Rods
7352	EACH	11	14	15	Square Ring / Available with the following Interior Dimensions: 1" x 1 1/2", 1 1/4" x 1 3/4", and 1 1/2" x 2"
7014SE	EACH	50	59	64	Unique Collection Single End Bracket / 3" Projection
7015SE	EACH	57	68	74	Unique Collection Single End Bracket / 6" Projection
7040DE	EACH	67	80	87	Unique Collection Double End Bracket / 3" and 6" Projections
7318-3P	EACH	47	56	61	Unique Collection Single Support Bracket / 3" Projection
7318HP-3P	EACH	47	56	61	Unique Collection Single Horizontal Backplate Support Bracket / 3" Proj.
7318-6P	EACH	52	62	68	Unique Collection Single Support Bracket / 6" Projection
7319	EACH	57	68	74	Unique Collection Double Support Bracket / 3" and 6" Projections
7330C	EACH	10	12	13	Unique Collection "C" Ring to Match Rod Size See Page 26 for Details

Italian Collection (Finials with Wood Insert; Available in 3 Finishes) - Page 59 of Catalog

7070*	EACH	64	77	83	Length: 3 3/8" Height: 1" Not Available for Traversing
7070L*	EACH	67	81	87	Length: 3 3/4" Height: 1 3/8" Not Available for Traversing
7071*	EACH	64	77	83	Length: 3 3/8" Height: 1" Not Available for Traversing
7071L*	EACH	67	81	87	Length: 3 3/4" Height: 1 3/8" Not Available for Traversing
7072*	EACH	64	77	83	Length: 3 3/8" Height: 1" Not Available for Traversing
7072L*	EACH	67	81	87	Length: 3 3/4" Height: 1 3/8" Not Available for Traversing

Italian Collection: Baton 1014 - Page 60 of Catalog

Italian Finish	Unit	Price per Length				
		12"-24"	25"-48"	49"-72"	73"-84"	85"-108"
I	EACH	62	74	97	120	148
J	EACH	74	89	116	144	177
K	EACH	80	96	126	156	192

* Available while supply last.

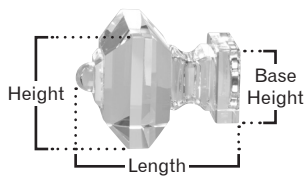
Bohemia Collection: Ordering Information

- All finials are available to fit $\frac{3}{4}$ ", 1", and $1\frac{1}{4}$ " round and square hollow rods, and $1\frac{1}{2}$ " traversing rods.
Select finials are available to fit 2" round and square hollow rods, and 2" traversing rods.
 - Finials are available as interior fit **ONLY**.
 - Rod finishes are available in 35 Iron Art™ finishes, 6 Italian Collection finishes, or your own custom finish.
- Finials are shipped in custom boxes to ensure high quality protection.
- All finials are available as tiebacks.

Bohemia Collection: Pages 62-65 of Catalog

Product #	Unit	Price	Length	Height	Base Height	Rods	Product #	Unit	Price	Length	Height	Base Height	Rods
763	EACH	68	1 $\frac{1}{8}$ "	3 $\frac{1}{4}$ "	3 $\frac{1}{4}$ "	● ★	778	EACH	70	1 $\frac{1}{4}$ "	2 $\frac{3}{8}$ "	1 $\frac{1}{2}$ "	●
764	EACH	82	3 $\frac{5}{8}$ "	2 $\frac{1}{2}$ "	1 $\frac{5}{8}$ "	● ★	779	EACH	77	1 $\frac{1}{2}$ "	3 $\frac{1}{8}$ "	1 $\frac{5}{8}$ "	● ★
765	EACH	84	3 $\frac{3}{8}$ "	2 $\frac{3}{8}$ "	1 $\frac{1}{2}$ "	●	780	EACH	82	3"	3 $\frac{1}{8}$ "	1 $\frac{5}{8}$ "	● ★
766	EACH	65	1 $\frac{1}{2}$ "	2 $\frac{3}{8}$ "	2"	●	781	EACH	65	2 $\frac{1}{8}$ "	2 $\frac{3}{8}$ "	1 $\frac{5}{8}$ "	● ★
767	EACH	68	3 $\frac{1}{4}$ "	2"	2"	●	782	EACH	84	2 $\frac{7}{8}$ "	2 $\frac{3}{4}$ "	1 $\frac{5}{8}$ "	● ★
768	EACH	74	1 $\frac{7}{8}$ "	2 $\frac{1}{2}$ "	1 $\frac{5}{8}$ "	●	783	EACH	68	1 $\frac{7}{8}$ "	2"	2"	● ★
769	EACH	68	3 $\frac{3}{8}$ "	2 $\frac{3}{8}$ "	1 $\frac{3}{4}$ "	●	784	EACH	92	2 $\frac{3}{8}$ "	2 $\frac{7}{8}$ "	2 $\frac{7}{8}$ "	● ★
770	EACH	92	3 $\frac{5}{8}$ "	2 $\frac{1}{2}$ "	2 $\frac{1}{2}$ "	● ★	785	EACH	73	2 $\frac{1}{2}$ "	1 $\frac{1}{2}$ "	1 $\frac{1}{2}$ "	●
771	EACH	73	2 $\frac{3}{8}$ "	2 $\frac{1}{4}$ "	1 $\frac{5}{8}$ "	● ★	786	EACH	82	3"	2 $\frac{3}{8}$ "	2 $\frac{3}{8}$ "	● ★
772	EACH	82	2 $\frac{3}{4}$ "	2 $\frac{3}{8}$ "	1 $\frac{3}{4}$ "	● ★	787	EACH	80	3 $\frac{1}{2}$ "	2"	2"	● ★
773	EACH	82	2 $\frac{3}{4}$ "	2 $\frac{3}{8}$ "	1 $\frac{5}{8}$ "	● ★	788	EACH	80	3 $\frac{1}{2}$ "	2"	2"	● ★
774	EACH	74	2"	2 $\frac{3}{4}$ "	1 $\frac{1}{2}$ "	● ★	789	EACH	63	$\frac{3}{4}$ "	2"	2"	●
775	EACH	92	2 $\frac{3}{4}$ "	2 $\frac{1}{2}$ "	1 $\frac{1}{2}$ "	● ★	790	EACH	63	$\frac{3}{4}$ "	2"	2"	●
776	EACH	82	2 $\frac{3}{8}$ "	3 $\frac{1}{8}$ "	2"	● ★	791	EACH	82	3 $\frac{5}{8}$ "	3 $\frac{5}{8}$ "	2"	● ★
777	EACH	87	3"	2 $\frac{3}{4}$ "	2"	● ★	792	EACH	82	3 $\frac{3}{4}$ "	3 $\frac{1}{4}$ "	2"	● ★

Dimensions



Iron Rod Diameters

- $\frac{3}{4}$ ", 1", and $1\frac{1}{4}$ " Round and Square Hollow Rods and $1\frac{1}{2}$ " Traversing Rods
- ★ 2" Round and Square Hollow Rods and 2" Traversing Rods

Wood Art™ by ORION

Our Wood Art™ collection was introduced to expand the hardware options we offered designers, adding the classic elegance of wood to our drapery hardware selection. Wood Art™ is a beautiful, versatile group that will enhance any designer's imaginative repertoire.

Crystal, wood, and resin finials designed to fit 1³/₈", 2", 2¹/₄", or 3" poles are offered in a range of styles that will blend with or complement any décor. All are available in 35 Iron Art™ and 11 Wood Art™ finishes, as well as your own custom finish.

Wood Art™ features wood poles in smooth, rope or fluted designs. There are two wood bracket styles and two wood ring styles to choose from. All our wood poles are also available with manual or motorized traversing.

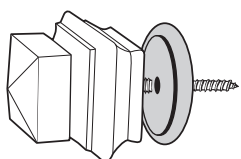
Interested in an iron-wood fusion solution? Mix iron and wood together for a truly original look. Iron finials, rings, and brackets can all be incorporated for a one of a kind design.

Bohemia On Wood Collection: Ordering Information

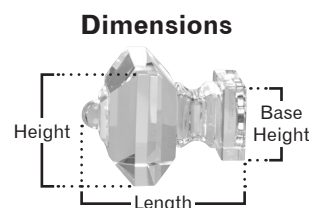
1. All finials are available to fit 1³/₈" wood poles.
Select finials are available to fit 2" and 2¹/₄" wood poles, and 2" and 2¹/₄" wood traversing poles.
 - a. Finials screw in for wood poles with a round metal adaptor finished to match the pole.
 - b. Pole finishes are available in 35 Iron Art™ finishes, 11 Wood Art™ finishes, or your own custom finish.
2. Finials are shipped in custom boxes to ensure high quality protection.
3. All finials are available as tiebacks.

Bohemia On Wood Collection: Pages 68-71 of Catalog

Product #	Unit	Price	Length	Height	Base Height	Poles	Product #	Unit	Price	Length	Height	Base Height	Poles
763	EACH	68	1 ¹ / ₈ "	3 ¹ / ₄ "	3 ¹ / ₄ "	● ★	775	EACH	92	2 ³ / ₄ "	2 ¹ / ₂ "	1 ¹ / ₂ "	● ★
764	EACH	82	3 ⁵ / ₈ "	2 ¹ / ₂ "	1 ⁵ / ₈ "	● ★	776	EACH	82	2 ³ / ₈ "	3 ¹ / ₈ "	2"	● ★
765	EACH	84	3 ³ / ₈ "	2 ³ / ₈ "	1 ¹ / ₂ "	●	777	EACH	87	3"	2 ³ / ₄ "	2"	● ★
766	EACH	65	1 ¹ / ₂ "	2 ³ / ₈ "	2"	●	778	EACH	70	1 ¹ / ₄ "	2 ³ / ₈ "	1 ¹ / ₂ "	●
767	EACH	68	3 ¹ / ₄ "	2"	2"	●	779	EACH	77	1 ¹ / ₂ "	3 ¹ / ₈ "	1 ⁵ / ₈ "	● ★
768	EACH	74	1 ⁷ / ₈ "	2 ¹ / ₂ "	1 ⁵ / ₈ "	●	781	EACH	65	2 ¹ / ₈ "	2 ³ / ₈ "	1 ⁵ / ₈ "	● ★
769	EACH	68	3 ³ / ₈ "	2 ³ / ₈ "	1 ³ / ₄ "	●	782	EACH	84	2 ⁷ / ₈ "	2 ³ / ₄ "	1 ⁵ / ₈ "	● ★
770	EACH	92	3 ⁵ / ₈ "	2 ¹ / ₂ "	2 ¹ / ₂ "	● ★	787	EACH	80	3 ¹ / ₂ "	2"	2"	● ★
771	EACH	73	2 ³ / ₈ "	2 ¹ / ₄ "	1 ⁵ / ₈ "	● ★	788	EACH	80	3 ¹ / ₂ "	2"	2"	● ★
772	EACH	82	2 ³ / ₄ "	2 ³ / ₈ "	1 ³ / ₄ "	● ★	790	EACH	63	3 ⁴ / ₄ "	2"	2"	●
773	EACH	82	2 ³ / ₄ "	2 ³ / ₈ "	1 ⁵ / ₈ "	● ★	791	EACH	82	3 ⁵ / ₈ "	3 ⁵ / ₈ "	2"	● ★
774	EACH	74	2"	2 ³ / ₄ "	1 ¹ / ₂ "	● ★	792	EACH	82	3 ³ / ₄ "	3 ¹ / ₄ "	2"	● ★



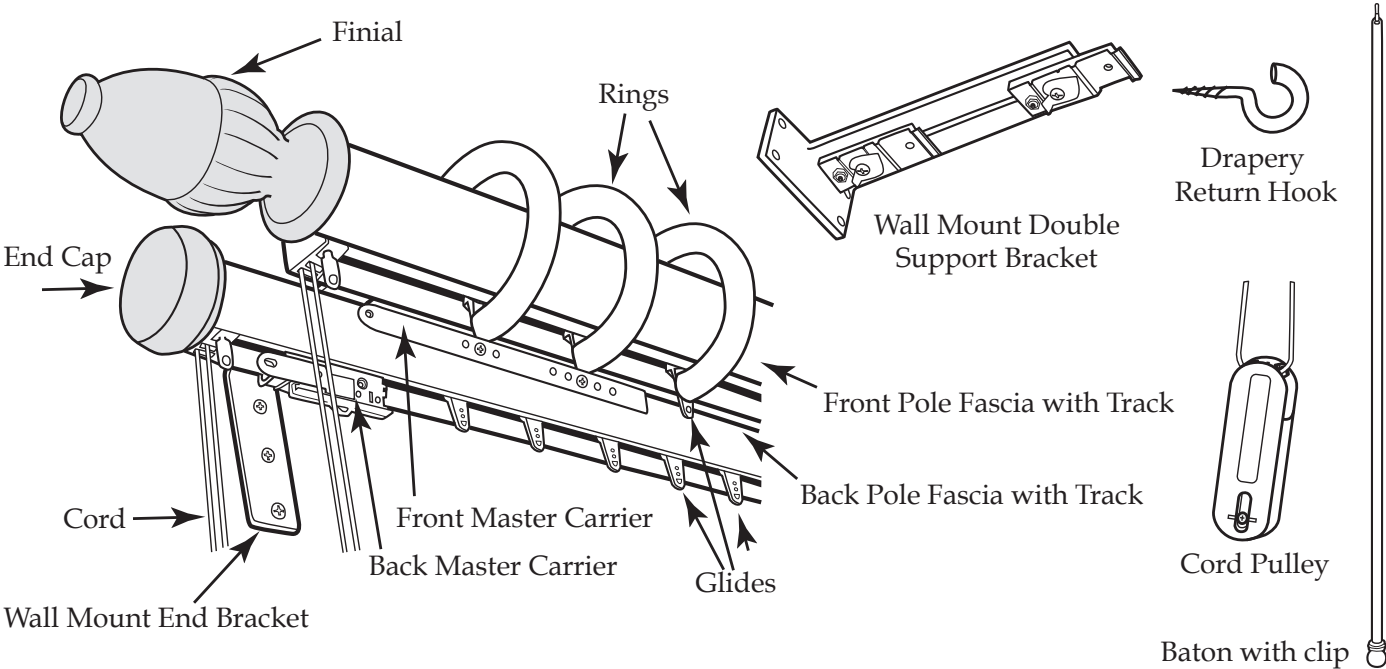
Bohemia Crystals are disassembled from their metal adaptor bases (which are welded to a screw for installing into wood). Orion wood poles are pre-drilled. Just screw the crystal into the metal adaptor base, and the metal adaptor base into the wood pole, and you are set for installation.



Wood Pole Diameters

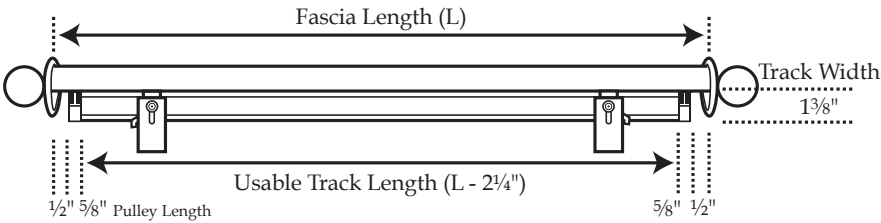
- 1³/₈" Diameter Poles
- ★ 2" and 2¹/₄" Diameter Poles & 2" and 2¹/₂" Traversing Poles

DESIGNERS' CHOICE WOOD TRAVERSING POLES



MEASUREMENT GUIDELINES

- Please specify fascia length when ordering.
- Usable Track length will be 2 1/4" shorter than fascia length. (L - 2 1/4")



Wood Traversing Systems

Traversing Systems designed to meet all of the custom needs of interior designers.

- Single or Double Systems with Wood Fascia.
- Up to 30 Feet in Length.
- Heavy Duty Track and Accessories Automatically Included.
- End and Support Brackets in Iron Customized for Heavy Duty Applications.
- Wall Mount or Ceiling Mount Brackets with Expandable Projections.
- Front Track with or without Rings.
- Back Pole in Double Traverse System Includes End Caps (Finished) and 1 3/8" Diameter Wood Fascia to Match Front Pole Style.
- Cord Draw or Baton Draw.
- Five Finishes for Traversing Tracks:
Antique Bronze, Black, Gold, Silver, and White.
- Pinch Pleat or RippleFold.
- Track Color Coordinating Pinch Pleat Glides for Systems with Rings.
Pinch Pleat Without Rings and RippleFold Glides are White.
- 11 Wood Art™ or 35 Iron Art™ Finishes for Pole Fascia, Finials, Rings, Brackets & End Caps (Back Pole Fascia Only).
- Custom Finishes Available.
- Pole Styles and Diameters:
Round: 2", 2 1/4", and 3"
Fluted: 2", 2 1/4", and 3"
Rope: 2", 2 1/4", and 3" (*Subject to Availability*)
- Select Finials from New York Wood, Rosina, Wood Craft, Bohemia, or Iron Collections.
- Miter Return Available.
- Heavy Duty Packaging.
- Shipped in 15 Business Days.

Designers' Choice Set Guide: Iron Bracket, Glide, and Ring Quantities

Product	Unit	QTY	Product	Unit	QTY
Iron End Brackets Single Bracket Back Plate: H 3 1/4" W 1 1/2" Double Bracket Back Plate: H 4 1/2" W 1 1/2"	SET	2	Rings (Front Rod Only) Including Master Carriers <i>Rings are an additional cost</i>	FOOT	4
Glides - Including Master Carrier	FOOT	4			

See pages 65 for traversing with Somfy Motorization.

Designers' Choice Wood Traversing Poles: Ordering Information

- Sets automatically include: pole fascia, heavy duty tracks, glides, master carriers*, cords, and cord pulleys**, drapery return hooks, two end brackets, support brackets as needed per length, and back pole end caps (for double poles only).
- Items sold separately: finials, rings (front pole with pinch pleat glides only), and batons.
- Pole set finishes: poles, brackets, return hooks, rings, master carriers, and batons are finished as per finish specified in order.
- Track finishes are available in Antique Bronze, Black, Gold, Silver, and White.
- Glides for pinch pleat systems with rings coordinate with the five track finishes. Pinch pleat glides for systems without rings and RippleFold glides are available in white. Pinch pleat glides are supplied four per foot.
- Please state fullness of 60%, 80%, 100%, or 120% when ordering RippleFold.
- Traversing poles come with or without rings on front poles with pinch pleat glides only. Back poles and RippleFold glides do not accommodate rings. Two stationary rings are placed on each end for center open systems, one ring is placed on the stack side for one-way draw systems.
- If desired, you may specify a baton drawn system. **Batons are sold separately.**
Please see page 25 for Iron Art™ batons and page 78 for Wood Art™ batons.
- When ordering, include cord length (standard is 8'), cord placement (left or right), and draw (left stack, right stack, or center open).
- Please specify wall or ceiling mount end brackets when ordering. Due to limited clearance, we recommend using end caps as finials with ceiling mount brackets. Please contact customer service for a list of other finials which may be used.
- Traversing set pricing is rounded up to the next foot.
- Maximum fabric weight for a 16' track is 62 lbs. for the heavy duty traverse track (automatically provided in each set).
- All heavy duty tracks and wood poles (all diameters) are available in 16' (192") lengths without a splice, and up to 30' (360") with a splice. Please contact customer service for the availability of 19' (228") lengths without a splice.**
- We splice any center open traversing rod over 8'6" (102") to save on shipping charges using FedEx. (One-way draw is not spliced for FedEx.) Traversing systems not specified as one piece in the order will be spliced in the center, unless a splice location is otherwise noted. Anything specified as one piece and over these lengths is shipped by truck, and final shipping charges are given when the order is shipped. Please note residential truck deliveries are restricted to 24' (288").
- When ordering with miter returns, please add Product #WT307MR.
The width entered should be the track measurement. Returns are available as 3½", 4½", 6", and 7".
- Custom finish: 25% additional charge. Please add a one time strike off charge (Product #IASTRIKE).

Traversing Accessories: Pages 49 & 72 of Catalog

Accessories & Charges	Product #	Unit	Price	Additional Information	
Additional Traversing Glides	TRGL	EACH	2.25	Specify Quantity in Order / Standard is Four per Foot	
Additional Traversing Cord <i>(white)</i>	TRCR	FOOT	1.25	Specify Length in Order / Standard is Eight Feet	
Strike Off Charge <i>(net)</i>	IASTRIKE	EACH	40	One time strike off charge for custom finish	
Wood Miter with Return	WT307MR	EACH	70	Available in 3½", 4½", 6", and 7"	
"C" Ring Styles <i>(Front Pole Only)</i>	Product #	Unit	Price		Additional Information
			2" & 2¼" Inner Diameter	3" Inner Diameter	
Smooth Wood "C" Rings	WT5047TR	EACH	16	20	Specify Quantity in Order
Fluted Wood "C" Rings	WT5049TR	EACH	16	20	Standard is Four per Foot

See pages 50-51 for brackets.

* Center open poles come with two master carriers, while one-way draw poles come with one. Front pole carriers each hold two rings.

** Cord drawn traversing sets include cords and cord pulleys. Batons for baton drawn sets are sold separately.

***Ceiling mount support brackets have a 2" drop for poles without rings, and a 3" drop for poles with rings.

Single Traversing Sets: Page 72 of Catalog

(Add Finials, Rings, Accessories, and Miscellaneous Charges Where Applicable)

Style	Set #	4 Feet	5 Feet	6 Feet	7 Feet	8 Feet	9 Feet	10 Feet	Additional Foot
Track Only	ITTRACK-S	225	250	288	331	375	419	463	44
Designers' Choice: Wood									
Smooth 2" Dia.	WTRN-S-200	384	486	564	642	744	822	900	129
Smooth 2¼" Dia.	WTRN-S-214	384	486	564	642	744	822	900	129
Smooth 3" Dia.	WTRN-S-300	425	540	632	723	839	930	1021	142
Fluted 2" Dia.	WTFL-S-200	384	486	564	642	744	822	900	129
Fluted 2¼" Dia.	WTFL-S-214	384	486	564	642	744	822	900	129
Fluted 3" Dia.	WTFL-S-300	438	554	645	736	852	943	1035	142
Rope 2" Dia.**	WTRP-S-200	456	584	688	791	920	1023	1126	157
Rope 2¼" Dia.**	WTRP-S-214	473	607	714	821	813	905	996	138
Rope 3" Dia.**	WTRP-S-300	522	668	787	906	895	996	1098	148

Double Traversing Sets: Page 73 of Catalog

(Add Finials, Rings, Accessories, and Miscellaneous Charges Where Applicable)

Style	Set #	4 Feet	5 Feet	6 Feet	7 Feet	8 Feet	9 Feet	10 Feet	Additional Foot
Track Only	ITTRACK-D	480	585	690	795	900	1005	1110	105
Designers' Choice: Wood									
Smooth 2" Dia.	WTRN-D-200	566	716	834	951	1102	1219	1336	181
Smooth 2¼" Dia.	WTRN-D-214	566	716	834	951	1102	1219	1336	181
Smooth 3" Dia.	WTRN-D-300	601	758	882	1007	1153	1286	1419	212
Fluted 2" Dia.	WTFL-D-200	566	716	834	951	1102	1219	1336	181
Fluted 2¼" Dia.	WTFL-D-214	566	716	834	951	1102	1219	1336	181
Fluted 3" Dia.	WTFL-D-300	601	758	882	1007	1153	1286	1419	212
Rope 2" Dia.**	WTRP-D-200	673	860	1013	1166	1353	1506	1659	218
Rope 2¼" Dia.**	WTRP-D-214	673	860	1013	1166	1353	1506	1659	218
Rope 3" Dia.**	WTRP-D-300	762	957	1120	1282	1478	1640	1803	226

Stationary Rod Front And Trav Fascia In Back

Includes 2 End Brackets and 2 End Caps for Back Traversing Fascia. Fascia will be 1¼"

Style	Set #	4 Feet	5 Feet	6 Feet	7 Feet	8 Feet	9 Feet	10 Feet	Additional Foot
Designers' Choice: Wood									
Smooth 2" Dia.	STA-STSM-200	2291	2544	2772	3001	3230	3483	3711	237
Smooth 2¼" Dia.	STA-STSM-214	2291	2544	2772	3001	3230	3483	3711	239
Smooth 3" Dia.	STA-STSM-300	2498	2805	3089	3372	3655	3963	4246	292
Fluted 2" Dia.	STA-STWF-200	2291	2544	2772	3001	3230	3483	3711	237
Fluted 2¼" Dia.	STA-STWF-214	2291	2544	2772	3001	3230	3483	3711	239
Fluted 3" Dia.	STA-STWF-300	2498	2805	3089	3372	3655	3963	4246	292
Number of Brackets Included:		2	3	3	3	4	4	4	See Note*

*Additional brackets will be included at 11', 14', 17', 20', 23', 26', and 29'. See page 50-51 for bracket specifications.

** Rope Facia Subject to Availability

See pages 58 for traversing with Somfy Motorization.

Wood Craft Collection: Ordering Information

The Wood Craft Collection available while supplies last.

1. The Wood Craft Collection is available to fit 1 $\frac{3}{8}$ ", 2", and 2 $\frac{1}{4}$ " wood poles in smooth, fluted, and rope styles.
2. Finials can be combined with iron rods.
3. Bracket #5070 is only available for a 2" wood pole.

Wood Craft Collection (Hand Carved Wood Finials): Page 74 of Catalog

Product #	Unit	Iron Art Finishes				Wood Art Finishes		Custom Finish	Additional Information
		A	B	C	D	E	F		
5060	EACH	54	68	73	77	73	77	86	To Fit 1 $\frac{3}{8}$ " Diameter Poles
5061	EACH	52	65	70	74	70	74	83	To Fit 1 $\frac{3}{8}$ " Diameter Poles
5062	EACH	52	65	70	74	70	74	83	To Fit 1 $\frac{3}{8}$ " Diameter Poles
5063	EACH	52	65	70	74	70	74	83	To Fit 1 $\frac{3}{8}$ " Diameter Poles
5064	EACH	52	65	70	74	70	74	83	To Fit 1 $\frac{3}{8}$ " Diameter Poles
5065	EACH	52	65	70	74	70	74	83	To Fit 1 $\frac{3}{8}$ " Diameter Poles
5066	EACH	52	65	70	74	70	74	83	To Fit 1 $\frac{3}{8}$ " Diameter Poles
5067	EACH	52	65	70	74	70	74	83	To Fit 1 $\frac{3}{8}$ " Diameter Poles
5080	EACH	58	73	78	83	78	83	93	To Fit 2" and 2 $\frac{1}{4}$ " Diameter Poles
5081	EACH	58	73	78	83	78	83	93	To Fit 2" and 2 $\frac{1}{4}$ " Diameter Poles
5082	EACH	58	73	78	83	78	83	93	To Fit 2" and 2 $\frac{1}{4}$ " Diameter Poles
5083	EACH	58	73	78	83	78	83	93	To Fit 2" and 2 $\frac{1}{4}$ " Diameter Poles
5084	EACH	58	73	78	83	78	83	93	To Fit 2" and 2 $\frac{1}{4}$ " Diameter Poles
5085	EACH	58	73	78	83	78	83	93	To Fit 2" and 2 $\frac{1}{4}$ " Diameter Poles
5086	EACH	58	73	78	83	78	83	93	To Fit 2" and 2 $\frac{1}{4}$ " Diameter Poles
5088	EACH	58	73	78	83	78	83	93	To Fit 2" and 2 $\frac{1}{4}$ " Diameter Poles

Wood Craft Collection (Tiebacks & Brackets): Page 75 of Catalog

Product #	Unit	Iron Art Finishes				Wood Art Finishes		Custom Finish	Additional Information
		A	B	C	D	E	F		
5070	EACH	58	73	78	83	78	83	93	Available for 2" Wood Pole Bracket Only / 6 $\frac{3}{4}$ " Projection
5071	EACH	35	44	48	52	51	54	60	$\frac{5}{8}$ " Diameter Wood Baton 38" Length
5095	EACH	32	40	43	46	43	46	51	Tieback
5096	EACH	32	40	43	46	43	46	51	Tieback
5097	EACH	32	40	43	46	43	46	51	Tieback
5098	EACH	32	40	43	46	43	46	51	Tieback
5099	EACH	32	40	43	46	43	46	51	Tieback

Wood Poles & Accessories: Ordering Information

1. We splice any iron rod or wood pole over 106" to save on shipping charges using FedEx. Rods or poles not specified as one piece in the order will be spliced in the center, unless splice location is otherwise noted. Anything over 106" must be shipped by common carrier (truck line). Please note residential truck deliveries are restricted to 24' (288").
2. Wood poles are available and priced in sections of 4', 6', 8', and 12' in smooth, fluted, or rope styles.
3. Wood poles can be mitered. Please add Product #5055 to the order.
4. Wood ring #5047 is available in 1 $\frac{7}{8}$ " and 2 $\frac{3}{4}$ " inner diameters. Wood ring #5048 is available in 3 $\frac{1}{2}$ " inner diameter only. Wood ring #5049 is available in 1 $\frac{7}{8}$ ", 2 $\frac{3}{4}$ ", and 3 $\frac{1}{2}$ " inner diameters.
5. Wood poles can be combined with Iron Art™ finials. Unfinished products are available by quote only.
6. Please refer to the catalog for product availability for 3" wood pole accessories.
7. Poles can be spliced together to provide any length using a metal connector for wood poles. Please add Product #5056 to the order.

Wood Poles & Accessories: Page 75 of Catalog

Product # or Size	Unit	Iron Art Finishes				Wood Art Finishes		Custom Finish	Additional Information
		A	B	C	D	E	F		
Smooth Poles: 1 ³ / ₈ " Diameter									
4' Length	EACH	41	52	57	61	60	64	72	Minimum Charged for 4'
6' Length	EACH	57	72	79	85	84	89	99	Minimum Charged for 6'
8' Length	EACH	82	104	115	123	121	129	143	Minimum Charged for 8'
12' Length	EACH	117	149	163	175	172	184	204	Minimum Charged for 12'
Smooth Poles: 2" and 2 ¹ / ₄ " Diameter									
4' Length	EACH	85	108	119	128	125	134	149	Minimum Charged for 4'
6' Length	EACH	133	170	187	200	197	210	233	Minimum Charged for 6'
8' Length	EACH	176	224	246	264	259	277	308	Minimum Charged for 8'
12' Length	EACH	266	340	373	400	393	420	466	Minimum Charged for 12'
Smooth Poles: 3" Diameter									
4' Length	EACH	188	240	264	283	278	297	330	Minimum Charged for 4'
6' Length	EACH	266	339	372	398	392	418	465	Minimum Charged for 6'
8' Length	EACH	362	462	507	543	534	571	634	Minimum Charged for 8'
12' Length	EACH	531	677	744	797	784	837	930	Minimum Charged for 12'
Fluted Poles: 1 ³ / ₈ " Diameter									
4' Length	EACH	41	52	58	62	61	65	72	Minimum Charged for 4'
6' Length	EACH	56	71	78	84	82	88	98	Minimum Charged for 6'
8' Length	EACH	79	101	111	119	117	125	139	Minimum Charged for 8'
12' Length	EACH	109	139	152	163	160	171	190	Minimum Charged for 12'
Fluted Poles: 2" and 2 ¹ / ₄ " Diameter									
4' Length	EACH	85	108	119	128	125	134	149	Minimum Charged for 4'
6' Length	EACH	133	170	187	200	197	210	233	Minimum Charged for 6'
8' Length	EACH	176	224	246	264	259	277	308	Minimum Charged for 8'
12' Length	EACH	266	340	373	400	393	420	466	Minimum Charged for 12'
Fluted Poles: 3" Diameter									
4' Length	EACH	188	240	264	283	278	297	330	Minimum Charged for 4'
6' Length	EACH	266	339	372	398	392	418	465	Minimum Charged for 6'
8' Length	EACH	362	462	507	543	534	571	634	Minimum Charged for 8'
12' Length	EACH	531	677	744	797	784	837	930	Minimum Charged for 12'
Rope Poles: 1 ³ / ₈ " Diameter*									
4' Length	EACH	131	167	184	197	194	207	230	Minimum Charged for 4'
6' Length	EACH	184	234	257	276	271	289	322	Minimum Charged for 6'
8' Length	EACH	263	335	368	394	387	413	459	Minimum Charged for 8'
12' Length	EACH	368	469	515	551	542	579	643	Minimum Charged for 12'
Rope Poles: 2" and 2 ¹ / ₄ " Diameter*									
4' Length	EACH	236	301	331	354	348	372	413	Minimum Charged for 4'
6' Length	EACH	368	469	515	551	542	579	643	Minimum Charged for 6'
8' Length	EACH	473	602	662	709	697	744	827	Minimum Charged for 8'
12' Length	EACH	709	904	992	1063	1045	1116	1240	Minimum Charged for 12'

Wood Poles & Accessories: Page 75 of Catalog (continued)

Product # or Size	Unit	Iron Art Finishes				Wood Art Finishes		Custom Finish	Additional Information
		A	B	C	D	E	F		
Rope Poles: 3" Diameter*									
4' Length	EACH	315	402	441	473	465	496	551	Minimum Charged for 4'
6' Length	EACH	473	602	662	709	697	744	827	Minimum Charged for 6'
8' Length	EACH	604	770	845	906	891	951	1057	Minimum Charged for 8'
12' Length	EACH	866	1104	1213	1299	1278	1364	1516	Minimum Charged for 12'
Wood Brackets									
5045S-138	EACH	17	22	24	25	25	27	30	American Style Bracket For 1⅜" Pole / 3¾" Projection
5045S-200	EACH	24	30	33	35	35	37	41	American Style Bracket For 2" Pole / 4" Projection For 2¼" Pole / 4⅛" Projection
5045S-300	EACH	29	37	41	44	43	46	51	American Style Bracket For 3" Pole / 4½" Projection
5045E-138	EACH	25	32	36	38	37	40	44	American Style Bracket For 1⅜" Pole / 6½" Projection
5045E-200	EACH	29	37	40	43	43	45	51	American Style Bracket For 2" Pole / 7" Projection For 2¼" Pole / 7" Projection
5045E-300	EACH	31	40	44	47	46	49	55	American Style Bracket For 3" Pole / 7½" Projection
5046S-138	EACH	21	27	29	31	31	33	36	European Style Bracket For 1⅜" Pole / 3¼" Projection
5046S-200	EACH	25	31	34	37	36	39	43	European Style Bracket For 2" Pole / 4" Projection For 2¼" Pole / 4" Projection
5046S-300	EACH	30	39	42	45	45	48	53	European Style Bracket - Design change For 3" Pole / 5" Projection
5046E-138	EACH	32	41	45	49	48	51	57	European Style Bracket For 1⅜" Pole / 6½" Projection
5046E-200	EACH	38	49	54	57	56	60	67	European Style Bracket For 2" Pole / 7" Projection For 2¼" Pole / 7" Projection
5046E-300	EACH	47	60	66	71	69	74	82	European Style Bracket - Design change For 3" Pole / 7½" Projection
Smooth Wood Rings									
5047-138	EACH	5	6	7	7	7	7	8	For 1⅜" Diameter Poles ½" Thick / 1⅞" Inner Diameter
5047-200	EACH	6	8	9	9	9	10	11	For 2" & 2¼" Diameter Poles ½" Thick / 2¾" Inner Diameter
5048-300	EACH	11	14	15	16	16	17	19	For 3" Diameter Poles ⅞" Thick / 3½" Inner Diameter
Fluted Wood Rings									
5049-138	EACH	5	5	6	7	7	8	9	For 1⅜" Diameter Poles ¾" Thick / 1⅞" Inner Diameter
5049-200	EACH	7	8	8	9	9	9	13	For 2" & 2¼" Diameter Poles ¾" Thick / 2¾" Inner Diameter
5049-300	EACH	11	12	13	14	14	15	16	For 3" Diameter Poles ¾" Thick / 3½" Inner Diameter
Wood Accessories									
5050-138	EACH	55	70	76	82	81	86	96	Swivel Movable Elbow For 1⅜" Diameter Poles
5050-200	EACH	71	91	100	107	105	112	125	Swivel Movable Elbow For 2" & 2¼" Diameter Poles

*Rope Poles in all diameter is subject to availability.

Wood Poles & Accessories: Page 75 of Catalog (continued)

Product # or Size	Unit	Iron Art Finishes				Wood Art Finishes		Custom Finish	Additional Information
		A	B	C	D	E	F		
Wood Accessories									
5051-138	PAIR	20	25	28	30	29	31	35	Standard Socket Pair For 1 3/8"
5051-200	PAIR	40	51	56	60	59	63	70	Standard Socket Pair For 2" & 2 1/4"
5052-138	EACH	18	22	25	26	26	28	31	End Cap For 1 3/8" Diameter Poles
5052-200	EACH	34	43	47	51	50	53	59	End Cap For 2" & 2 1/4" Diameter Poles
5052-300	EACH	51	65	71	76	75	80	89	End Cap For 3" Diameter Poles
5053	EACH	31	39	43	46	46	49	54	1/2" Dia. Baton, 38" Long / Clip Only
5055	EACH	18	18	18	18	18	18	18	Miter Charge
5056	EACH	8	8	8	8	8	8	8	Metal Connector for Wood
5071	EACH	36	46	51	54	53	57	63	5/8"Dia. Baton, 38" Long / Clip Only
5090-SM-250	EACH	26	30	36	40	36	40	42	Smooth 2" Wood Post Tieback with Mounting Plate: 2 1/2" P
5090-SM-400	EACH	26	30	36	40	36	40	42	Smooth 2" Wood Post Tieback with Mounting Plate: 4" P
5090-SM-600	EACH	26	30	36	40	36	40	42	Smooth 2" Wood Post Tieback with Mounting Plate: 6" P
5090-SM-CUST	EACH	26	30	36	40	36	40	42	Smooth 2" Wood Post Tieback with Mounting Plate: Custom P Up to 12"
5090-FL-250	EACH	26	30	36	40	36	40	42	Fluted 2" Wood Post Tieback with Mounting Plate: 2 1/2" P
5090-FL-400	EACH	26	30	36	40	36	40	42	Fluted 2" Wood Post Tieback with Mounting Plate: 4" P
5090-FL-600	EACH	26	30	36	40	36	40	42	Fluted 2" Wood Post Tieback with Mounting Plate: 6" P
5090-FL-CUST	EACH	26	30	36	40	36	40	42	Fluted 2" Wood Post Tieback with Mounting Plate: Custom P Up to 12"
1087	EACH	20	26	28	30	NA	NA	36	"U" Shape Bend Charge for Finials 3 1/2" P
1088FX-300	EACH	22	28	30	33	NA	NA	38	Fixed Post Projection with Mounting Plate Charge for Finials: 3"P
1088FX-400	EACH	22	28	30	33	NA	NA	38	Fixed Post Projection with Mounting Plate Charge for Finials: 4"P
1088FX-650	EACH	22	28	30	33	NA	NA	38	Fixed Post Projection with Mounting Plate Charge for Finials: 6 1/2"P

Rosina Collection: Ordering Information

1. The Rosina Collection is available to fit 1 3/8", 2", and 2 1/4" wood poles in smooth, fluted, and rope styles.
2. Rosina finials are constructed in resin.
3. Finials can be combined with iron rods.

Rosina Collection (Resin and Wood): Pages 76 & 77 of Catalog

Product #	Unit	Iron Art Finishes				Wood Art Finishes		Custom Finish	Additional Information
		A	B	C	D	E	F		
6002	EACH	53	67	74	79	78	83	93	To Fit 2" and 2 1/4" Diameter Poles
6003	EACH	31	39	43	46	46	49	54	To Fit 1 3/8" Diameter Poles
6006	EACH	53	67	74	79	78	83	93	To Fit 2" and 2 1/4" Diameter Poles
6007	EACH	53	67	74	79	78	83	93	To Fit 2" and 2 1/4" Diameter Poles
6010	EACH	37	48	52	56	55	59	66	To Fit 1 3/8" Diameter Poles
6011	EACH	53	67	74	79	78	83	93	To Fit 2" and 2 1/4" Diameter Poles
6013	EACH	53	67	74	79	78	83	93	To Fit 2" and 2 1/4" Diameter Poles

Rosina Collection (Resin and Wood): Pages 76 & 77 of Catalog

Product #	Unit	Iron Art Finishes				Wood Art Finishes		Custom Finish	Additional Information
		A	B	C	D	E	F		
6015	EACH	53	67	74	79	78	83	93	To Fit 2" and 2¼" Diameter Poles
6017	EACH	46	59	65	69	68	73	81	To Fit 2" and 2¼" Diameter Poles
6019	EACH	44	56	60	63	62	66	70	Available While Supplies Last To Fit 2" and 2¼" Diameter Poles
6020	EACH	46	58	62	66	65	69	74	Available While Supplies Last To Fit 2" and 2¼" Diameter Poles
6022	EACH	29	37	40	42	41	44	47	Available While Supplies Last To Fit 1⅜" Diameter Poles
6023	EACH	29	37	40	42	41	44	47	Available While Supplies Last To Fit 1⅜" Diameter Poles
6000									Discontinued
6001									Discontinued
6004									Discontinued
6005									Discontinued
6008									Discontinued
6009									Discontinued
6014									Discontinued

New York Wood Collection: Ordering Information

1. The New York Wood Collection is available to fit 1⅜", 2", 2¼", and 3" wood poles in smooth, fluted, and rope styles.
2. Finials can be combined with iron rods.

New York Wood Collection (Wood Finials): Page 78 of Catalog

Product #	Unit	Iron Art Finishes				Wood Art Finishes		Custom Finish	Additional Information
		A	B	C	D	E	F		
5020	EACH	46	59	64	69	68	72	80	To Fit 2" and 2¼" Diameter Poles
5021	EACH	42	53	59	63	62	66	73	To Fit 2" and 2¼" Diameter Poles
5022	EACH	42	53	59	63	62	66	73	To Fit 2" and 2¼" Diameter Poles
5023	EACH	51	65	71	76	75	80	89	To Fit 2" and 2¼" Diameter Poles
5024	EACH	44	56	61	66	65	69	77	To Fit 2" and 2¼" Diameter Poles
5025	EACH	42	53	59	63	62	66	73	To Fit 2" and 2¼" Diameter Poles
5026	EACH	44	56	61	66	65	69	77	To Fit 2" and 2¼" Diameter Poles
5027	EACH	42	53	59	63	62	66	73	To Fit 2" and 2¼" Diameter Poles
5028	EACH	42	53	59	63	62	66	73	To Fit 2" and 2¼" Diameter Poles
5030	EACH	57	73	80	86	85	90	100	To Fit 3" Diameter Poles
5031	EACH	57	73	80	86	85	90	100	To Fit 3" Diameter Poles
5032	EACH	57	73	80	86	85	90	100	To Fit 3" Diameter Poles
5033	EACH	62	79	86	93	91	97	108	To Fit 3" Diameter Poles
5034	EACH	57	73	80	86	85	90	100	To Fit 3" Diameter Poles
5035	EACH	57	73	80	86	85	90	100	To Fit 3" Diameter Poles
5036	EACH	57	73	80	86	85	90	100	To Fit 3" Diameter Poles
5037	EACH	57	73	80	86	85	90	100	To Fit 3" Diameter Poles
5040	EACH	31	39	43	46	46	49	54	To Fit 1⅜" Diameter Poles
5041	EACH	31	39	43	46	46	49	54	To Fit 1⅜" Diameter Poles
5042	EACH	31	39	43	46	46	49	54	To Fit 1⅜" Diameter Poles
5043	EACH	31	39	43	46	46	49	54	To Fit 1⅜" Diameter Poles
5038	EACH								Discontinued

Promotional Items for Designers: Ordering Information

1. Prices for Promotional Items are on "NET" basis.
2. Custom displays can be ordered.

#8000 - Product Wall Display - Set 1: Page 79 of Catalog

\$550 Each (Net) W32" H48"

Display Includes:

Tuscany Collection
Metal Cornice with Wood Duster
Design: 8021 Acanthus Single
Finish Group B: Bronze Vecchio

Rosina Collection
2" Fluted Wood Pole
Left/Right Finials: 6017
Bracket 1040-RND
Smooth Ring 5047
Finish Group D: Autumn

Unique Collection
1" Round Hollow Iron Rod
Left/Right Finials: 321, 513
End Bracket 1028SE
Support Bracket 318SC
"C" Ring 330
Finish Group B: Antique Bronze

Tropical Collection
1 1/4" Bamboo Straight Iron Rod
Left/Right Finials: 9005, 9004
Bracket 9010
Round Ring 9025
Finish TC206: Rustic Bamboo

Italian Collection
1" Round Hollow Iron Rod
Left/Right Finials: 7003, 7006
Bracket 7014
Round Ring 7013
Finish Group I: Brushed Nickel

Bohemia Collection
1" Round Hollow Iron Rod
Left/Right Finials: 783, 771
Bracket 7014 • Round Ring 7013
Finish Group J: Polished Chrome

Swing Arm 1074A
3/4" Round Iron Rod
Mounting Plate R1
Finish Group B: Old Black

Iron Art™ Accessories
1058 Rosette Post Projection Tieback
Finish Group B: Naturelle

Iron Art™ Accessories
315 Movable Elbow - Interior Fit
309 90° Elbow - Exterior Fit
Finish Group B: Naturelle

Iron Art™ Accessories
303 Full Socket
302 Half Socket
1013 U Shape Bend Tieback
Finish Group B: Naturelle

#8001 - Product Wall Display - Set 2: Page 79 of Catalog

\$550 Each (Net) W32" H48"

Display Includes:

Designers' Choice Traversing - Wood
2" Fluted Traversing Wood Pole - Double Set
Right Stack
Finials: 5027
Finish Group E: Walnut

Designers' Choice Traversing - Iron
1 1/2" Square Traversing Iron Rod - Single Set
Right Stack
Finials: 947S
Square Rings IT352TR
Finish Group B: Soft Pewter

1 1/2" Round Hollow Hammered Iron Rod
Hardware Set
Left/Right Finials: 946H, 913S
Left/Right Brackets: 1102, 1106
Round Ring 350
Finish Group C: Bronze Patina

1" Twist Hollow Iron Rod Hardware Set
Left/Right Finials: 906S, 904S
Bracket 1030-RND
Twisted Ring 351
Finish Group B: Rusty

1" Square Hollow Iron Rod Hardware Set
Left/Right Finials: 417, 907
Bracket 1028-SQ • Square Ring 352
Finish Group C: Burnt Gold

Burgundy Collection 264
3/4" Iron Rod with Return
Round Ring 350
Finish Group C: Sage Gold

Baton 1016 with Clip
Finish Group B: Naturelle

#8002 - Xpress Yourway Wall Display: Page 79 of Catalog

\$550 Each (Net) W32" H48"

Display Includes:

Iron Hardware Double Set
1" Round Hollow Iron Rod
Left/Right Front Finials: 513, 420
Left/Right Rear End Caps: 321, 301
Left/Right Brackets: 1024/1040DBWS-RND
Round Ring 350 • Express It! Finish: Black

Iron Hardware Single Set
1" Round Hollow Iron Rod
Left/Right Finials: 966, 505
Left/Right Brackets: 1028/1040-RND 6"P
Support Bracket 1040HP-RND 6"P
Round Ring 350
Express It! Finish: New Nickel

Iron Hardware Single Set
1" Round Hollow Iron Rod
Left/Right Finials: 946 2", 947L
Left/Right Brackets: 1028/1040-RND
Support Bracket 1040HP-RND
Round Ring 350
Quicken It! Finish: Antique Bronze

Iron Hardware Single Set
1 1/4" Round Hollow Iron Rod
Left/Right Finials: 950, 906S
Left/Right Brackets: 1028/1040-RND
Support Bracket 1028HP-RND
Round Ring 350
Quicken It! Finish: Antique Gold

Italian Hardware Double Set
1" Round Hollow Iron Rod
Left/Right Front Finials: 778, 7003
Left/Right Rear End Caps: 790, 7016
Bracket 7040 • Round Ring 7013
Express It! Finish: Brushed Nickel

Italian Hardware Single Set
1" Round Hollow Iron Rod
Left/Right Finials: 781, 7005
Bracket 7015 6"P
Support Bracket 7015HP 6"P
Round Ring 7013
Express It! Finish: Polished Chrome

Italian Hardware Single Set
1" Round Hollow Iron Rod
Left/Right Finials: 782, 7006
Bracket 7014 • Support Bracket 7014HP
Round Ring 7013
Express It! Finish: Brushed Nickel

Italian Hardware Single Set
1" Round Hollow Iron Rod
Left/Right Finials: 774, 775
Bracket 7014 • Round Ring 7013
Express It! Finish: Polished Chrome

Accessories
Socket 302 • Socket 303
Express It! Finish: Light Brown

Socket 306-112 • Tieback 1078
Quicken It! Finish: Soft Pewter

Tieback 1073 • Tieback 1059 Rosette
Quicken It! Finish: Pure White

Baton 1016 • Quicken It! Finish: Soft Pewter

#8003 - Designer Finial Set: Page 79 of Catalog

\$100 Each (Net) - Includes:

Finial Samples:

Iron Finial #946 on Smooth
Round Hollow 1 1/4" Diameter Rod

Iron Finial #976 on Fluted
Round Hollow 1 1/4" Diameter Rod

Iron Finial #913L on Smooth
Round Hollow 1 1/2" Diameter Rod

Italian Finial # 7005 on Smooth
Round Hollow 1" Diameter Rod

Bohemia Finial #771 on Smooth
Round Hollow 1" Diameter Rod

Wood Finial #5040 on Smooth
1 3/8" Diameter Wood Pole

#8010 - Designer Product Case: Page 79 of Catalog

\$450 Each (Net) L20" W15" H7" Weight 18 lbs. - Includes:

One Hard Carrying Case

One Tuscany Cornice Collection Sample
8023 Single Tulip

Pole Samples:

Fluted Poles in 1 1/2" and 2" Diameters
Rope Poles in 1 1/2" and 2" Diameters
Smooth Poles in 1 1/2" and 2" Diameters

Wood Art™ Samples:

New York Wood Finial - #5027 Tudor
2" Diameter Fluted Pole
Iron Art™ Decorative Cap - #321

Iron Art™ Samples:

Finial #953
1" Diameter Smooth Hollow Rod
Finial #946

Italian Collection Samples:

Finial #7022
1" Diameter Smooth Hollow Rod
Finial #7003

Tropical Collection Samples:

Finial #9004
1" Diameter Bamboo Rod
Iron Art™ Decorative Cap - #321

Tie Backs:

Post Projection Tieback with Rosette #1060
U-Shaped Tieback with Finial #946

Iron Brackets and Sockets:

Bracket #1028 for 1" Dia. Rod with 6" P
Bracket #1028 for 1" Dia. Rod with 3" P
Socket #302
Socket #303

One Wood Bracket #5045 with 4" P

One Fluted Wood Ring #5049

One Iron Baton #1016

Color Selector Sets:

Binder Set #8008
Tropical #8006

One Set of Various Iron Rings:

#350 #351 #352
#353 #355 #356

One Set of Orion's Catalog, Brochures,
Price Lists and Order Forms.

#8011 - Designer Sample Kit: Page 79 of Catalog

\$125 Each (Net) L20" W15" H5" Weight 11 lbs. - Includes:

One Soft Carrying Case

One Set of Orion's Catalog, Brochures, Price Lists and Order Forms.

Finial Samples:

Iron Finial #946 on Smooth
Round Hollow 1 1/4" Diameter Rod

Iron Finial #976 on Fluted
Round Hollow 1 1/4" Diameter Rod

Iron Finial #913L on Smooth
Round Hollow 1 1/2" Diameter Rod

Italian Finial # 7005 on Smooth
Round Hollow 1" Diameter Rod

Bohemia Finial #771 on Smooth
Round Hollow 1" Diameter Rod

Wood Finial #5040 on Smooth
1 3/8" Diameter Wood Pole

Designer Tools: Page 79 of Catalog

#8017 - Designer Rod Size Set - \$20 Each (Net)

*Includes Base, Cap, and Post to Hold the Set Together
and 1 Sample Each of the Following Diameters:*

- 1/2" Diameter
- 5/8" Diameter
- 3/4" Diameter
- 7/8" Diameter
- 1" Diameter
- 1 1/4" Diameter
- 1 1/2" Diameter
- 2" Diameter
- 3" Diameter

#8018 - Designer Ring Size Set - \$20 Each (Net)

*Includes Hinged Metal Snap Ring and
1 Sample Each of the Following Diameters:*

- 3/4" Inner Diameter
- 1" Inner Diameter
- 1 1/4" Inner Diameter
- 1 1/2" Inner Diameter
- 1 3/4" Inner Diameter
- 2" Inner Diameter
- 2 1/2" Inner Diameter
- 3" Inner Diameter
- 3 1/2" Inner Diameter
- 4" Inner Diameter

Finish Selectors and Catalogs: Page 79 of Catalog

Product #	Description	Unit	Price (Net)	Additional Information
8004	Iron Art™ Finish Selector Set	EACH	48	35 Iron Art™ finishes in three plastic binder sleeves.
8005	Wood Art™ Finish Selector Set	EACH	20	11 Wood Art™ finishes in one plastic binder sleeve.
8014	Italian Finish Selector Set	EACH	20	6 Italian finishes in one plastic binder sleeve.
8006	Tropical Bamboo Finish Selector Set	EACH	24	6 Tropical Collection finishes on rings.
8008	Color Selector Sets in Binder	EACH	75	Includes finish selector sets in plastic sleeves for our Iron Art™, Wood Art™, and Italian Collections in a full color 3-ring binder.
8009	Catalog/Price List & Forms Set	EACH	8	All our current catalogs, brochures, price lists and order forms.
8015	Color Binder Set w/Catalog (8008 + 8009)	EACH	80	Includes everything from 8008, plus our catalog and price list.
8016	Single Square Color Selector Chip	EACH	3	Single color selector chip of any Iron Art™ or Italian Collection finish.

TERMS OF SALE

1. PRICES

- a. All prices (except Promotional Items) listed are retail prices in US\$ and are FOB warehouse.
- b. Prices and terms of sale are subject to change without notice.
- c. Prices and specifications are subject to corrections resulting from errors, omissions, and modifications.
- d. Specifications listed in this price list supersede those listed in the catalog.

2. TERMS

- a. Customer accounts are opened under the following terms: Payment Before Shipping (Proforma), or Credit Card (Visa, MasterCard, or American Express).
 - 1. Credit card accounts give specific to the Company to charge the credit card upon completion of the order.
- b. **All orders \$2000 and above need a 50% deposit prior to commencement of manufacturing.**
- c. A \$50.00 fee will be charged for any returned checks.
- d. Late payments on a Net 30 account will cause the account to become Proforma, or Credit Card. **A late fee of payment interest of 1.5% per month (18% per year) will be added to all invoices not paid within 7 days.**
- f. The Company reserves the right to review and change account terms at any time.
- g. Any and all legal or collection costs that are incurred in procuring past due accounts will be the sole responsibility of the customer, and will be added to outstanding account balances.
- h. **All requests for credit on invoices that are priced incorrectly or contain other invoicing errors should be sent to the Company in writing within 30 days of the invoice date.**

3. NEW ORDERS

- a. To ensure correct ordering information, we prefer that all orders be faxed or emailed using our Drapery Hardware Order forms.
- b. **The Company has provided a comprehensive ordering information guide for its products. Please review it carefully before placing an order.**
- c. Please review orders for accuracy and completeness before sending.
- d. Manufacturer's best judgment will prevail on order details not provided before processing an order.
- e. **Any errors or omissions are the customer's sole responsibility.**
- f. Verbal orders will **NOT** be accepted at any time.
- g. Orders can be sent via fax, standard mail, or email.
- h. Orders received by 12:00 noon Pacific Standard Time will be deemed to be received on that business day.
- i. **Incomplete orders, or orders with questions will be deemed to be received on the date that all queries have been answered.**
- j. **Duplicate orders sent and executed will be the customer's sole responsibility.**
- k. The Company will send an Order Confirmation to customers within 72 hours of receipt of an order.
- l. All customers with a physical presence in California are required to have a valid resale certificate on file with the Company. Sales tax will be charged on orders from California customers not having a valid resale certificate on file with the Company.

4. ORDER CHANGES / REVISIONS

- a. **All revisions and changes MUST be in writing, and should be submitted via fax or email.**
- b. Customer changes and revisions will **NOT** be accepted after three working days from receipt of an order.
- c. Changes and revisions on any rush order will not be accepted after 24 hours from receipt of an order.

- d. Changes cannot be made to Xpress Yourway orders once confirmation is received.
- e. There will be a \$25.00 charge for customer changes received more than 48 hours after the original order.
- f. **NO charge for:** changing shipping instructions up to the scheduled ship date; to add items to an order up to two working days from receipt of an order; making changes that stem from clarification of orders.
- g. **Any changes or revisions may affect the shipping date.**

5. ORDER CANCELLATIONS AND HOLDS

- a. Since all orders are hand-made, custom to order, no cancellations or holds will be accepted after three business days from the date of an order.
- b. **Any orders cancelled or held beyond three days of placing the order will be subject to a cancellation charge of \$25.00, plus a 35% restocking fee of net invoice/item value as applicable.**
- c. Custom items, such as cut rods, are **NOT** refundable.
- d. Rush orders cannot be cancelled or put on hold.
- e. All requests for order holds or cancellations must be sent in writing.

6. PRODUCTION / DELIVERY

- a. The due date listed on the sales order confirmation indicates that the order will be shipped or ready for Will Call at the **END** of that business day.
- b. Most standard orders ship within 10 working days of receipt and finalization (Italian, Tuscany, and Traversing orders ship within 15 working days). Orders requiring modification, customization, or production from a template or drawing ship within 15 working days upon receipt of all materials.
- c. **Rush orders** are accepted on a limited basis. These should be handled as an exception and not a rule. Rush orders may be refused for any reason whatsoever. Rush order surcharges for standard orders are:
 - 1. **RUSH:** 25% on orders shipped 7 working days from order receipt.
 - 2. **HOT RUSH:** 50% on orders shipped 5 working days from order receipt.
 - 3. **HOT HOT RUSH:** 72 hour shipping is possible on a case-by-case basis at 100% upcharge. Please call for confirmation.Rush order surcharges for Italian, Tuscany, Traversing, and custom orders are:
 - 1. **RUSH:** 25% on orders shipped 12 working days from order receipt.
 - 2. **HOT RUSH:** 50% on orders shipped 10 working days from order receipt.
 - 3. **HOT HOT RUSH:** 7 working day shipping is possible on a case-by-case basis at 100% upcharge. Please call for confirmation.
- d. Scheduled ship dates are based on production variables and are difficult to expedite. Any date changes will incur the change charge as delineated above. (Large and non-standard orders may require more time.)
- e. The nature of the order will be taken into account when assigning scheduled ship dates.
- f. **All orders are shipped FOB warehouse. Delivery charges are to customer's account.**
- g. Shipping charges include handling and packaging charges. If a customer chooses to have the shipping charges billed to his shipping account (FedEx, UPS) or his trucking company account, there will be a 4% of retail invoice value charge added for packaging and handling

only.

- h. Certain orders may require additional packaging and/or special handling, which will be an additional charge on the order. (ie. bent rods)

- i. **Please see page 82 for FedEx/UPS Freight Surcharge.**

7. WILL CALL ORDERS

- a. The due date listed on the sales order confirmation indicates that the order will be ready for Will Call at the **END** of that business day.
- b. All Will Call orders will be invoiced and mailed on the date that the order is completed, and will be due according to the customer's account terms.
- c. Accounts with Payment Before Delivery (Proforma), or Credit Card terms must pay for their Will Call orders in full at the time of order readiness in production.
- d. **Will Call orders should be picked up within two weeks of completion.**
- e. Will Call orders not picked up after three weeks from completion will be subject to a stocking charge of \$20.00 per week.
- f. Will Call orders not picked up after six weeks will be returned to inventory and be subject to a 50% production fee.
- g. Please confirm that production of the order is complete before arriving to pick it up.

8. RETURN POLICY

- a. **No product will be accepted for return without prior authorization. Please call your Customer Service Executive prior to returning any merchandise.**
 - 1. Your Customer Service Executive will issue a Return Merchandise Authorization (RMA) number.
 - 2. **The RMA# MUST be noted on all packages that are returned to the Company.**
 - 3. If the return is due to Company error or omission, a call tag will be issued to pick up the material to be returned.
 - 4. Shipping charges on all returns other than defective or damaged merchandise will be borne by the customer.
- b. Rings, standard brackets, and finials will be accepted for return with a restocking fee of 35% of net invoice/item as applicable.
- c. With the exception of defects and damages:
 - 1. **Custom orders or orders made to a customer's specifications and/or crackle finishes cannot be returned.**
 - 2. Rods cut to customer's specification are **NOT** returnable.
 - 3. The customer will pay a 35% restocking fee of net invoice/item as applicable.
- d. On applicable items, credit for returns will be issued. Credit for restocked items is "**on account**", and will be applied against open invoices and/or future orders. At no time will there be a cash/check/credit card refund.
- e. **No return request will be accepted after 30 days from the invoice date.**

9. DEFECTIVE, DAMAGED OR MISSING MERCHANDISE

- a. **Orders MUST be checked upon receipt.**
 - 1. **Any defective or missing material MUST be reported within one week from receipt of order to the Company.**
 - 2. **Customers should refuse all packages that have visible damage or are open and may be missing items, and note this on the carrier delivery receipt.**
 - 3. **Any missing packages should be reported to the Company within 48 hours of receipt of order.**
 - 4. **The Company will be responsible for any shipping related claims.**
- b. The Company will repair or replace any defective merchandise at its sole discretion.

- c. The Company will be responsible for any freight charges to return defective merchandise. A RMA# and call tag will be issued by the Customer Relations Executive.
- d. If, upon examination, the merchandise is found to be **NOT** defective, the customer will be charged freight.

10. INSTALLATION

- a. It is of the utmost importance that all the Company products be installed properly.
- b. For questions regarding securing products to a particular surface, please consult a professional installer.
- c. **The Company will not be responsible nor liable under any circumstances for installation or any costs relating to installation, removal, or reinstallation. The Company will only repair or replace any defective or damaged product.**

11. FINISHES

- a. All finishes are done by hand, thus some variation in tone and appearance will occur.
- b. All product prices include finishes. Please see this price list for finish groups.
- c. The Company can custom match most finishes.
 - 1. All custom finishes will require a strike-off approved by the customer before the Company finishes the product. The strike-off has a one time net charge of \$40.00, and turn around time is 3 business days.
 - 2. When ordering, please refer to product pricing in the Custom Finish Group.
- d. **The lithographic color reproductions presented in the catalog may not accurately reflect the true tones, lusters, and depths of the finishes. Please refer to actual finish samples (Color Selector Sets) for a more accurate representation.**

12. CUSTOM ORDERS

- a. The Company is a true custom manufacturer, and as such we are able to manufacture products to almost any specification.
- b. Any item that varies from the specifications published in the Company catalogs and price lists will be subject to a minimum customization charge of \$120.00 per item retail. This should be added to the standard cost of the product.
- c. If the customization charge is greater than \$120.00 per item retail, the Company will contact the customer with a price quote and wait for approval before proceeding with the order.

13. WARRANTY

- a. The Company offers a standard limited warranty on all merchandise to be free from manufacturing defects for a period of one year from the date of purchase.
- b. This warranty does **NOT** apply to normal wear and tear, damage from mishandling, abuse, or exposure due to climatic conditions.
- c. **This warranty specifically excludes any product that is used in an external environment.**

14. EFFECTIVE DATE

- a. **These terms of sale are effective as of January 1, 2019.**
- b. These terms of sale may be revised, amended, or replaced at any time at the Company's discretion.

15. DISCLAIMER

- a. The Company endeavors to provide accurate information in all of its catalogs and price lists. However, the Company is **NOT** responsible for any errors or omissions of any kind, nor is the Company liable for any charges that stem from any errors or omissions on its part.
- b. All orders placed with the Company are governed by the terms of sale in effect at the time of ordering.

ADDITIONAL FedEx/UPS FREIGHT SURCHARGE

Any box over 96" and less than 108" in length will incur additional surcharge \$70 per box.

1) Orion policy is to automatically splice any rod/pole over 94" and less than 106" unless specified **"DO NOT SPLICE"** in order, in which case it will incur additional surcharge of \$70.00. 2) Orion policy is to automatically splice any rod/poles over 106" unless specified **"DO NOT SPLICE"** in order, in which case it will be shipped by truck. 3) Orion policy is to automatically splice any Manual Traversing Facia/rod length over 90" and less than 102" unless specified **"DO NOT SPLICE"** in order, in which case it will incur additional surcharge of \$70.00 per box. 4) Orion Policy is to automatically splice any Manual Traversing Facia/rod length over 102" unless specified **"DO NOT SPLICE"** in order, in which case it will be shipped by truck. 5) Orion policy is **NOT** to automatically splice any Motorized Traversing Facia/rod length over 90" and less than 102" unless specified **"SPLICE"** in order, in which case it will incur additional surcharge of \$70.00 per box. 6) Orion policy is **NOT** to automatically splice any Motorized Traversing Facia/rod length over 102" unless Specified **"SPLICE"** in order, in which case it will be shipped by truck.

NOTE: For multiple rod/pole length over 94" and less than 106" in a single order will be packed together in single box to keep the additional surcharge of \$70.00 per box and not per rod.

SUMMARY OF CHARGES

Below is a listing of charges found in Terms of Sale (page 82).

Type of Charge	Amount
Returned Checks	\$50 net
Late Payments	1.5% interest/month on unpaid amount
Order Changes after 48 Hours	\$25 net
Cancellation Charge	\$25 net plus 35% restocking of net invoice/item value as applicable
Shipping billed to Customer's Shipping Account	4% of retail invoice value for packaging and handling
Will Call Stocking Charge	\$20 net a week after three weeks
Will Call Production Restocking Fee	\$50% restocking of new invoice value after six weeks, order returned to inventory
Restocking Fee	35% of net invoice/Item as applicable
Strike-off Weld Charge	\$40 net
Minimum Customization Charge	\$120 retail per item
Weld Charge	\$10 retail per item
Additional Freight Surcharge	\$70 (See Above)

SUMMARY OF UPCHARGES (NET PRICING)

Type of Order	Amount
Outdoor Hardware	30%
Semi or High Gloss Finish	20%
Rush Orders <i>Standard orders shipped in 7 working days. Italian, Tuscany, Traversing, and Custom orders shipped in 12 working days.</i>	25%
Hot Rush Orders <i>Standard orders shipped in 5 working days. Italian, Tuscany, Traversing, and Custom orders shipped in 10 working days.</i>	50%
Hot Hot Rush Orders <i>Standard orders shipped in 72 hours. Italian, Tuscany, Traversing, and Custom orders shipped in 7 working days.</i>	100%

DECORATIVE DRAPERY HARDWARE ORDER FORM

IMPORTANT INFORMATION: Please read the following carefully before utilizing this form:

1. This order form is to be used to order ♦ Finials ♦ Eclectic Finials ♦ Tie Backs ♦ Batons ♦ Brackets ♦ Accessories ♦ Rings ♦ Rods ♦ Swing Arms ♦ Unique Collection ♦ Fina Collection ♦ Italian Collection ♦ Tropical Collection (except 9040S & 9040D Cornices) ♦ Milano Collection ♦ Rosina Collection ♦ New York Wood Collection ♦ Wood Craft Collection ♦ Wood Poles and Accessories ♦ Promotional Items for Designers
2. Utilize Special Instructions area to elaborate items that require special processing. Use additional forms/sheets if space is inadequate.

CUSTOMER INFORMATION							
Company Name:					Page ____ of ____		
Ordered By (Name):					Order Date:		
Side Mark:					Account#:		
Phone:					PO#:		
Ship to:					Drawing/Template: Yes: <input type="checkbox"/> No: <input type="checkbox"/>		
Street:					Order Type: Reg: <input type="checkbox"/> Rush: <input type="checkbox"/> Hot Rush: <input type="checkbox"/>		
City:			State:		Zip:		Delivery Location: Business: <input type="checkbox"/> Residential: <input type="checkbox"/>
Ship Via:	FedEx Ground: <input type="checkbox"/>	3 Day: <input type="checkbox"/>	2 Day: <input type="checkbox"/>	Overnight: <input type="checkbox"/>	Truck: <input type="checkbox"/>	Will Call: <input type="checkbox"/>	Other:

IRON RODS • ITALIAN RODS • WOOD POLES								
Qty.	Rod Type / Rod #	Rod Style (Round, Twist, Etc.)	Rod Dia. (Inches)	Rod Length (In.) (Not Including Finials)	Splice Yes/No	Finish		Room
						Name	Number	

Special Instructions:

FINIALS • ECLECTIC FINIALS								
Qty.	Product #	Rod Style (Round, Twist, Etc.)	To Fit Rod Dia. (Inches)	Finial Fit (Interior / Exterior)	Left / Right (Where Applicable)	Finish		Room
						Name	Number	

Special Instructions:

BRACKETS • DECORATIVE BRACKETS							
Qty.	Product #	Rod Style (Round, Twist, Etc.)	To Fit Rod Dia. (Inches)	Projection (Inches)	Finish		Room
					Name	Number	

Special Instructions:

RINGS						
Qty.	Product #	Ring Size Inside Diameter (Inches)	To Fit Rod Diameter (Inches)	Finish		Room
				Name	Number	

Special Instructions:

Company Name: _____ PO#: _____ Side Mark: _____ Page _____ of _____

ACCESSORIES							
Qty.	Product #	Rod Style (Round, Twist, Etc.)	To Fit Rod Dia. (Inches)	Fit (Interior / Exterior)	Finish		Room
					Name	Number	

Special Instructions:

TIE BACKS AND SWAG HOLDERS							
Qty.	Product #	Tie Back Style		Left / Right (Where Applicable)	Finish		Room
		Post Projection	"U" Bend Shape		Name	Number	

Special Instructions:

BATONS							
Qty.	Product #	Length in Inches (Tip to Tip)	Clip or Ring	Ring Size Inside Diameter (Inches)	Finish		Room
					Name	Number	

Special Instructions:

SWING ARMS								
Qty.	Product #	Length (In.) (Including Finials)	Left / Right (Where Applicable)	Bracket # (If 3" or 6" Projection)	Mounting Plate (R1, R2, D3)	Finish		Room
						Name	Number	

Special Instructions:

OASIS COLLECTION							
Qty.	Product #	Length (S, M, L, XL)	Ring		Finish		Room
			Number	Quantity	Name	Number	

Special Instructions:

PROMOTIONAL ITEMS FOR DESIGNERS								
Product #	8000	8001	8002	8003	8004	8005	8006	8008
Quantity								
Product #	8009	8010	8011	8014	8015	8016	8017	8018
Quantity								

EXCLUSIVE COLLECTIONS ORDER FORM

IMPORTANT INFORMATION: Please read the following carefully before utilizing this form:

- This order form is to be used to order ➤ Tuscany Cornice Collection ➤ Tropical Collection (9040S & 9040D Cornices)
➤ Burgundy Collection ➤ Mediterranean Collection ➤ Renaissance Collection ➤ Vienna Collection
- Utilize Special Instructions area to elaborate items that require special processing. Use additional forms/sheets if space is inadequate.

CUSTOMER INFORMATION									
Company Name:						Page ____ of ____			
Ordered By (Name):						Order Date:			
Side Mark:						Account#:			
Phone:						PO#:			
Ship to:						Drawing/Template: Yes: <input type="checkbox"/> No: <input type="checkbox"/>			
Street:						Order Type: Reg: <input type="checkbox"/> Rush: <input type="checkbox"/> Hot Rush: <input type="checkbox"/>			
City:				State:		Zip:		Delivery Location: Business: <input type="checkbox"/> Residential: <input type="checkbox"/>	
Ship Via: FedEx Ground: <input type="checkbox"/> 3 Day: <input type="checkbox"/> 2 Day: <input type="checkbox"/> Overnight: <input type="checkbox"/> Truck: <input type="checkbox"/> Will Call: <input type="checkbox"/> Other:									
TUSCANY CORNICE COLLECTION • TROPICAL COLLECTION (#9040S/9040D)*									
Qty.	Product #	Length (Inches)	Return Projection (Inches)	Wood Duster Yes/No	Return Only Left / Right (Where Applicable)	Finish		Room	
						Name	Number		

Special Instructions:

BURGUNDY COLLECTION / ROD WITH RETURN (#264/7007)								
Qty.	Product #	Template Yes/No	Rod Dia. (Inches)	Rod Length (In.) (Not Including Finials)	Return Projection (Rod with Return #264 & #7007)	Finish		Room
						Name	Number	

Special Instructions:

MEDITERRANEAN COLLECTION • RENAISSANCE COLLECTION								
Qty.	Product #	Renaissance		Return Only Left / Right (Where Applicable)	Mounting Plate Type	Finish		Room
		Length (Inches)	Return Proj. (In.)			Name	Number	

Special Instructions:

VIENNA COLLECTION									
Qty.	Product #	Length (Inches) (Tip to Tip)	Left / Right (Where Applicable)	Proj. (3" or 6")	Knobs (Front or Back Includes 5)	Addl Knobs	Finish		Room
							Name	Number	


Special Instructions:

*Note: If used with traversing, please give ordering details with the Manual Traversing or Traversing with Somfy Motorization order forms.

MANUAL TRAVERSING ORDER FORM

Designers' Choice Traversing, Deco Lite Traversing, Tuscany Traversing, Tuscany Collection Cornices, and Tropical Collection Cornices

CUSTOMER INFORMATION							
Company Name:					Page ____ of ____		
Ordered By (Name):					Order Date:		
Side Mark:					Account#:		
Phone:					PO#:		
Ship to:					Drawing/Template: Yes: <input type="checkbox"/> No: <input type="checkbox"/>		
Street:					Order Type: Reg: <input type="checkbox"/> Rush: <input type="checkbox"/> Hot Rush: <input type="checkbox"/>		
City:			State:		Zip:		Delivery Location: Business: <input type="checkbox"/> Residential: <input type="checkbox"/>
Ship Via: FedEx Ground: <input type="checkbox"/> 3 Day: <input type="checkbox"/> 2 Day: <input type="checkbox"/> Overnight: <input type="checkbox"/> Truck: <input type="checkbox"/> Will Call: <input type="checkbox"/> Other: _____							



- *Measurement Guidelines**
- Please specify fascia length when ordering.
 - Usable track length will be 2 1/4" shorter than fascia length. (L - 2 1/4")

Total Number of Rod Sets Ordered on this PO: _____


1.	Qty	Set#	Rod Dia. (Inches)	Fascia Design (Deco Lite or Tuscany)	Fascia Length* (Inches) (Not Including Finials)	Usable Track Length* (Fascia Length - 2 1/4")	Track Finish	Back Rod For Double Set
							<input type="checkbox"/> Ant. Bronze <input type="checkbox"/> Black <input type="checkbox"/> Gold <input type="checkbox"/> Silver <input type="checkbox"/> White	<input type="checkbox"/> Track & Fascia <input type="checkbox"/> Track Only
	Type of Draw		Opening		Cord Drop	Cord Length	Drapery Heading	
	<input type="checkbox"/> Cord <input type="checkbox"/> Baton _____" # _____ Qty _____		<input type="checkbox"/> Left Stack <input type="checkbox"/> Right Stack <input type="checkbox"/> Center Open		<input type="checkbox"/> Left <input type="checkbox"/> Right	<input type="checkbox"/> Standard (8 Feet) <input type="checkbox"/> Other: _____"	<input type="checkbox"/> Pinch Pleat <input type="checkbox"/> RippleFold Master Type <input type="checkbox"/> 60% <input type="checkbox"/> 80% <input type="checkbox"/> Butt <input type="checkbox"/> 100% <input type="checkbox"/> 120% <input type="checkbox"/> Overlap	
	Front Track Rings	Ring or Glide Quantity	Mounting Bracket	Bracket Projection (For Single Sets Only)	Additional Support Brackets	Finial # or Miter Return Projection		Set Finish
	<input type="checkbox"/> No Rings <input type="checkbox"/> Ring#: _____	<input type="checkbox"/> 4 Per Ft (Std.) <input type="checkbox"/> Other Qty: _____(Total)	<input type="checkbox"/> Wall <input type="checkbox"/> Ceiling	<input type="checkbox"/> 3 1/2" to 4 1/2" <input type="checkbox"/> 6" to 7"	Qty: _____ Bracket#: _____	<input type="checkbox"/> 3 1/2" <input type="checkbox"/> 4 1/2" <input type="checkbox"/> 6" <input type="checkbox"/> 7"		
2.	Qty	Set#	Rod Dia. (Inches)	Fascia Design (Deco Lite or Tuscany)	Fascia Length* (Inches) (Not Including Finials)	Usable Track Length* (Fascia Length - 2 1/4")	Track Finish	Back Rod For Double Set
							<input type="checkbox"/> Ant. Bronze <input type="checkbox"/> Black <input type="checkbox"/> Gold <input type="checkbox"/> Silver <input type="checkbox"/> White	<input type="checkbox"/> Track & Fascia <input type="checkbox"/> Track Only
	Type of Draw		Opening		Cord Drop	Cord Length	Drapery Heading	
	<input type="checkbox"/> Cord <input type="checkbox"/> Baton _____" # _____ Qty _____		<input type="checkbox"/> Left Stack <input type="checkbox"/> Right Stack <input type="checkbox"/> Center Open		<input type="checkbox"/> Left <input type="checkbox"/> Right	<input type="checkbox"/> Standard (8 Feet) <input type="checkbox"/> Other: _____"	<input type="checkbox"/> Pinch Pleat <input type="checkbox"/> RippleFold Master Type <input type="checkbox"/> 60% <input type="checkbox"/> 80% <input type="checkbox"/> Butt <input type="checkbox"/> 100% <input type="checkbox"/> 120% <input type="checkbox"/> Overlap	
	Front Track Rings	Ring or Glide Quantity	Mounting Bracket	Bracket Projection (For Single Sets Only)	Additional Support Brackets	Finial # or Miter Return Projection		Set Finish
	<input type="checkbox"/> No Rings <input type="checkbox"/> Ring#: _____	<input type="checkbox"/> 4 Per Ft (Std.) <input type="checkbox"/> Other Qty: _____(Total)	<input type="checkbox"/> Wall <input type="checkbox"/> Ceiling	<input type="checkbox"/> 3 1/2" to 4 1/2" <input type="checkbox"/> 6" to 7"	Qty: _____ Bracket#: _____	<input type="checkbox"/> 3 1/2" <input type="checkbox"/> 4 1/2" <input type="checkbox"/> 6" <input type="checkbox"/> 7"		

Notes: _____

TRAVERSING WITH SOMFY MOTORIZATION ORDER FORM

Designers' Choice Traversing, Deco Lite Traversing, Tuscany Traversing, Tuscany Collection Cornices, and Tropical Collection Cornices

CUSTOMER INFORMATION			
Company Name:			Page ____ of ____
Ordered By (Name):			Order Date:
Side Mark:			Account#:
Phone:			PO#:
Ship to:			Drawing/Template: Yes: <input type="checkbox"/> No: <input type="checkbox"/>
Street:			Order Type: Reg: <input type="checkbox"/> Rush: <input type="checkbox"/> Hot Rush: <input type="checkbox"/>
City:	State:	Zip:	Delivery Location: Business: <input type="checkbox"/> Residential: <input type="checkbox"/>
Ship Via:	FedEx Ground: <input type="checkbox"/> 3 Day: <input type="checkbox"/> 2 Day: <input type="checkbox"/> Overnight: <input type="checkbox"/>	Truck: <input type="checkbox"/> Will Call: <input type="checkbox"/> Other:	



*Measurement Guidelines

- Please specify fascia length when ordering.
- Usable track length will be 8½" shorter than fascia length. (L - 8½")

Total Number of Rod Sets Ordered on this PO: _____

Qty	Set#	Rod Dia. (Inches)	Fascia Design (Deco Lite or Tuscany)	Fascia Length* (Inches) (Not Including Finials)	Usable Track Length* (Fascia Length - 8½")	Track Finish	Back Rod For Double Set
						<input type="checkbox"/> Ant. Bronze <input type="checkbox"/> Black <input type="checkbox"/> Gold <input type="checkbox"/> Silver <input type="checkbox"/> White	<input type="checkbox"/> Track & Fascia <input type="checkbox"/> Track Only
1.	Opening	Motor	Placement	Drapery Heading		Front Track Rings	Ring or Glide Qty
	<input type="checkbox"/> Left Stack <input type="checkbox"/> Right Stack <input type="checkbox"/> Center Open		<input type="checkbox"/> Left <input type="checkbox"/> Right	<input type="checkbox"/> Pinch Pleat <input type="checkbox"/> RippleFold <input type="checkbox"/> 80% <input type="checkbox"/> 100% <input type="checkbox"/> 120%		<input type="checkbox"/> No Rings <input type="checkbox"/> Ring#: _____	<input type="checkbox"/> 4 Per Ft (Std.) <input type="checkbox"/> Other Qty: _____ (Total)
	Mounting Bracket		Bracket Projection (For Single Sets Only)	Additional Support Brackets	Finial # or Miter Return Projection		Set Finish
	<input type="checkbox"/> Wall Mount <input type="checkbox"/> Ceiling Mount	<input type="checkbox"/> 3½" to 4½" <input type="checkbox"/> 6" to 7"	Qty: _____ Bracket#: _____	<input type="checkbox"/> 3½" <input type="checkbox"/> 4½" <input type="checkbox"/> 6" <input type="checkbox"/> 7"			

Qty	Set#	Rod Dia. (Inches)	Fascia Design (Deco Lite or Tuscany)	Fascia Length* (Inches) (Not Including Finials)	Usable Track Length* (Fascia Length - 8½")	Track Finish	Back Rod For Double Set
						<input type="checkbox"/> Ant. Bronze <input type="checkbox"/> Black <input type="checkbox"/> Gold <input type="checkbox"/> Silver <input type="checkbox"/> White	<input type="checkbox"/> Track & Fascia <input type="checkbox"/> Track Only
2.	Opening	Motor	Placement	Drapery Heading		Front Track Rings	Ring or Glide Qty
	<input type="checkbox"/> Left Stack <input type="checkbox"/> Right Stack <input type="checkbox"/> Center Open		<input type="checkbox"/> Left <input type="checkbox"/> Right	<input type="checkbox"/> Pinch Pleat <input type="checkbox"/> RippleFold <input type="checkbox"/> 80% <input type="checkbox"/> 100% <input type="checkbox"/> 120%		<input type="checkbox"/> No Rings <input type="checkbox"/> Ring#: _____	<input type="checkbox"/> 4 Per Ft (Std.) <input type="checkbox"/> Other Qty: _____ (Total)
	Mounting Bracket		Bracket Projection (For Single Sets Only)	Additional Support Brackets	Finial # or Miter Return Projection		Set Finish
	<input type="checkbox"/> Wall Mount <input type="checkbox"/> Ceiling Mount	<input type="checkbox"/> 3½" to 4½" <input type="checkbox"/> 6" to 7"	Qty: _____ Bracket#: _____	<input type="checkbox"/> 3½" <input type="checkbox"/> 4½" <input type="checkbox"/> 6" <input type="checkbox"/> 7"			

Controls

Remote	Finish	Qty
<input type="checkbox"/> Telis 1 RTS	<input type="checkbox"/> Pure	
<input type="checkbox"/> Telis 5 RTS	<input type="checkbox"/> Silver	
<input type="checkbox"/> Telis 1 Chronis RTS	<input type="checkbox"/> Lounge	

Switch	Finish	Qty
<input type="checkbox"/> DecoFlex 1	<input type="checkbox"/> White	
<input type="checkbox"/> DecoFlex 5	<input type="checkbox"/> Ivory	
	<input type="checkbox"/> Black	

Additional Accessories

Product #	Qty	Product #	Qty

Please specify how we should program your remote or switch. If no specification is made, we will program each track per channel.

Notes: _____



All orders received before 12:00 noon Pacific time will be considered same day orders.

Company Name:		Ship to:	
Ordered By (Name):		Street:	
Side Mark:		City:	State:
Phone:		Zip:	
Delivery Location: Business: <input type="checkbox"/> Residential: <input type="checkbox"/>		Ship to Phone (if by Truck):	
Ship Via: <input type="checkbox"/> FedEx Ground: <input type="checkbox"/> <input type="checkbox"/> 3 Day: <input type="checkbox"/> <input type="checkbox"/> 2 Day: <input type="checkbox"/> Overnight: <input type="checkbox"/> Truck: <input type="checkbox"/> Will Call: <input type="checkbox"/> Other: <input type="checkbox"/>			

Express It! finishes are shipped in one business day while **Quicken It!** finishes are shipped within 3 business days.

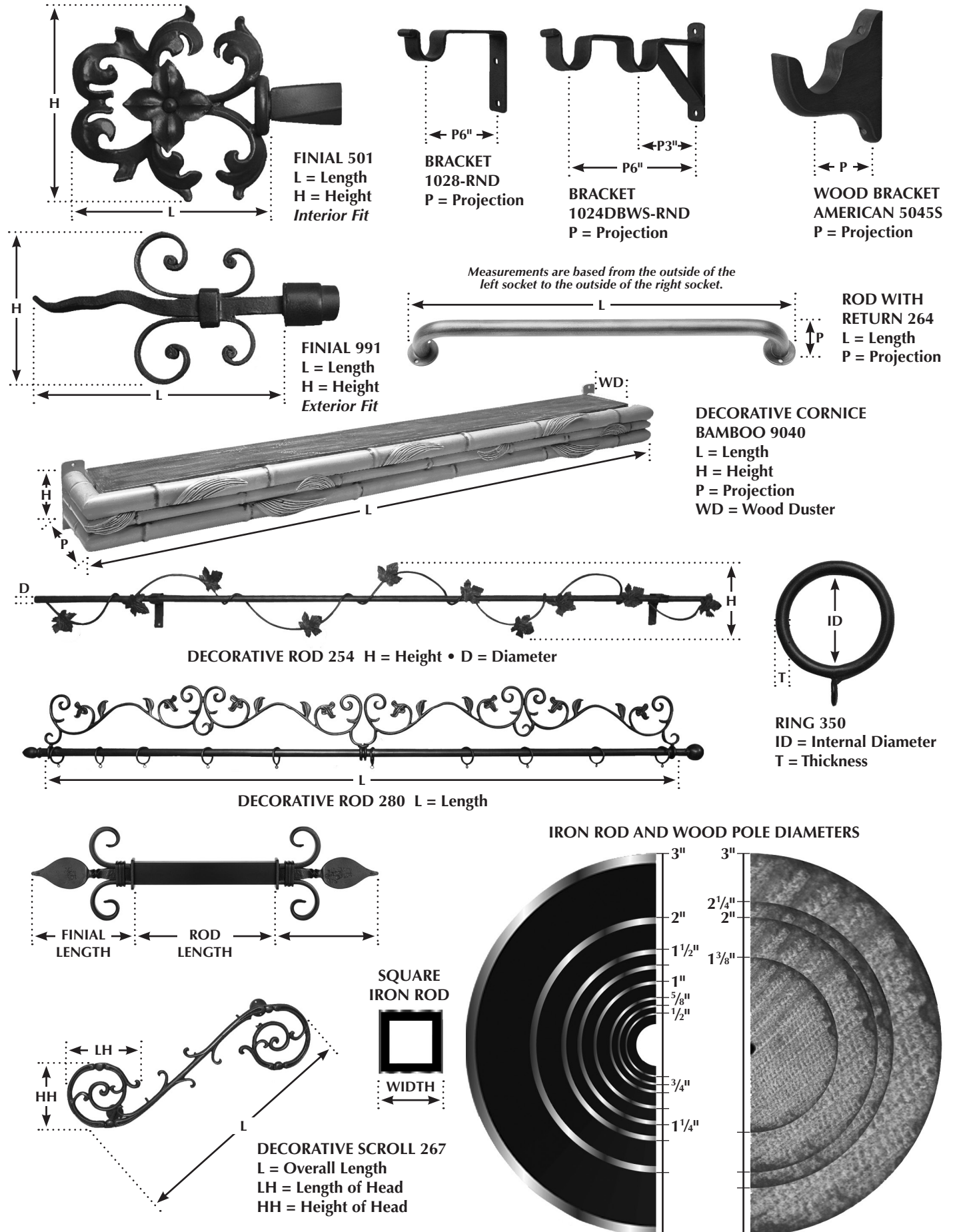
Rod		Connector*		Finial / End Cap		Ring		Bracket		Xpress Yourway Finish	
Diameter	Length (Inches)	Quantity	Quantity	Product#	Quantity	Product#	Quantity	Product#	Quantity	Express It!	Quicken It!
										<input type="checkbox"/> BLK <input type="checkbox"/> BRN <input type="checkbox"/> ANT BRZ <input type="checkbox"/> SPWTR <input type="checkbox"/> LTBRN <input type="checkbox"/> NNKL <input type="checkbox"/> ANT GLD <input type="checkbox"/> PWHT <input type="checkbox"/> PCHR <input type="checkbox"/> BNKL	
										<input type="checkbox"/> BLK <input type="checkbox"/> BRN <input type="checkbox"/> ANT BRZ <input type="checkbox"/> SPWTR <input type="checkbox"/> LTBRN <input type="checkbox"/> NNKL <input type="checkbox"/> ANT GLD <input type="checkbox"/> PWHT <input type="checkbox"/> PCHR <input type="checkbox"/> BNKL	
										<input type="checkbox"/> BLK <input type="checkbox"/> BRN <input type="checkbox"/> ANT BRZ <input type="checkbox"/> SPWTR <input type="checkbox"/> LTBRN <input type="checkbox"/> NNKL <input type="checkbox"/> ANT GLD <input type="checkbox"/> PWHT <input type="checkbox"/> PCHR <input type="checkbox"/> BNKL	

* The maximum length for unspliced rods is 120" for Iron Art™ and 108" for Italian. Rods over 106" that are not specified as one piece will automatically be spliced to save on shipping charges, and a connector charge will be added. Splices are placed in the center unless another location is otherwise noted. Rods over 106" can only be shipped via common carrier (truck line).

Socket		Xpress Yourway Finish		Tieback		Xpress Yourway Finish		Baton		Xpress Yourway Finish	
Product#	Qty.	Express It!	Quicken It!	Product#	Qty.	Express It!	Quicken It!	Product#	Qty.	Express It!	Quicken It!
		<input type="checkbox"/> BLK <input type="checkbox"/> BRN <input type="checkbox"/> ANT BRZ <input type="checkbox"/> SPWTR <input type="checkbox"/> LTBRN <input type="checkbox"/> NNKL <input type="checkbox"/> ANT GLD <input type="checkbox"/> PWHT				<input type="checkbox"/> BLK <input type="checkbox"/> BRN <input type="checkbox"/> ANT BRZ <input type="checkbox"/> SPWTR <input type="checkbox"/> LTBRN <input type="checkbox"/> NNKL <input type="checkbox"/> ANT GLD <input type="checkbox"/> PWHT				<input type="checkbox"/> BLK <input type="checkbox"/> BRN <input type="checkbox"/> ANT BRZ <input type="checkbox"/> SPWTR <input type="checkbox"/> LTBRN <input type="checkbox"/> NNKL <input type="checkbox"/> ANT GLD <input type="checkbox"/> PWHT <input type="checkbox"/> PCHR <input type="checkbox"/> BNKL	
		<input type="checkbox"/> BLK <input type="checkbox"/> BRN <input type="checkbox"/> ANT BRZ <input type="checkbox"/> SPWTR <input type="checkbox"/> LTBRN <input type="checkbox"/> NNKL <input type="checkbox"/> ANT GLD <input type="checkbox"/> PWHT				<input type="checkbox"/> BLK <input type="checkbox"/> BRN <input type="checkbox"/> ANT BRZ <input type="checkbox"/> SPWTR <input type="checkbox"/> LTBRN <input type="checkbox"/> NNKL <input type="checkbox"/> ANT GLD <input type="checkbox"/> PWHT				<input type="checkbox"/> BLK <input type="checkbox"/> BRN <input type="checkbox"/> ANT BRZ <input type="checkbox"/> SPWTR <input type="checkbox"/> LTBRN <input type="checkbox"/> NNKL <input type="checkbox"/> ANT GLD <input type="checkbox"/> PWHT <input type="checkbox"/> PCHR <input type="checkbox"/> BNKL	
		<input type="checkbox"/> BLK <input type="checkbox"/> BRN <input type="checkbox"/> ANT BRZ <input type="checkbox"/> SPWTR <input type="checkbox"/> LTBRN <input type="checkbox"/> NNKL <input type="checkbox"/> ANT GLD <input type="checkbox"/> PWHT				<input type="checkbox"/> BLK <input type="checkbox"/> BRN <input type="checkbox"/> ANT BRZ <input type="checkbox"/> SPWTR <input type="checkbox"/> LTBRN <input type="checkbox"/> NNKL <input type="checkbox"/> ANT GLD <input type="checkbox"/> PWHT				<input type="checkbox"/> BLK <input type="checkbox"/> BRN <input type="checkbox"/> ANT BRZ <input type="checkbox"/> SPWTR <input type="checkbox"/> LTBRN <input type="checkbox"/> NNKL <input type="checkbox"/> ANT GLD <input type="checkbox"/> PWHT <input type="checkbox"/> PCHR <input type="checkbox"/> BNKL	

Iron Art Line Finishes : Black (BLK), Brown (BRN), Light Brown (LTBRN), New Nickel (NNKL), Antique Bronze (ANT BRZ), Antique Gold (ANT GLD), Soft Pewter (SPWTR), Pure White (PWHT)
Italian Line Finishes : Polished Chrome (PCHR), Brushed Nickel (BNKL)

MEASUREMENT GUIDELINES



PRICING FOR IRON ART PRODUCTS IN DESIGN ART FINISHES



By popular request, we've made it easier to order Iron Art products in Design Art finishes. Our Design Art collection features 58 elegant Décor finishes in two price groups; A or B (and includes more options for gold tones that many of you have been looking for). Design Art finishes not already part of our 35 Iron Art finishes will be priced as follows:

- Design Art Décor Finishes - Group A will be priced as Iron Art Group B
- Design Art Décor Finishes - Group B will be priced as Iron Art group D

We hope you enjoy this expanded color palette!

NOTES

ORION

ORNAMENTAL IRON, INC.



Dec 2018 Reprint



Made in USA

