


WYLER

wylerSPEC

Smart – **P**owerful – **E**xact – **C**omprehensive



intuitive - flexible - modular - multifaceted

Software by WYLER AG – developed for you!

WYLER AG
INCLINATION MEASURING SYSTEMS
NEIGUNGSMESSSYSTEME

Im Hölzli 13,
Tel. +41 (0) 52 233 66 66
E-Mail: wylers@wylerag.com

CH - 8405 WINTERTHUR (Switzerland)
Fax +41 (0) 52 233 20 53
Web: www.wylerag.com



Version 2016.1

wylerSPEC - the new WYLER software


The software **wylerSPEC** software stands out through:

- User friendliness
- Straightforward interpretation of results
- Adaptability to your measuring tasks
- Modular design
- Efficient – time can be saved thanks to simultaneous measurements of multiple variances
- Integration of laser interferometers and autocollimators

Efficient measurement of machine tools:

- for increasing quality requirements
- for high-precision machines

For more than 30 years, WYLER AG has been supplying software to execute this very task easily, quickly, and precisely.



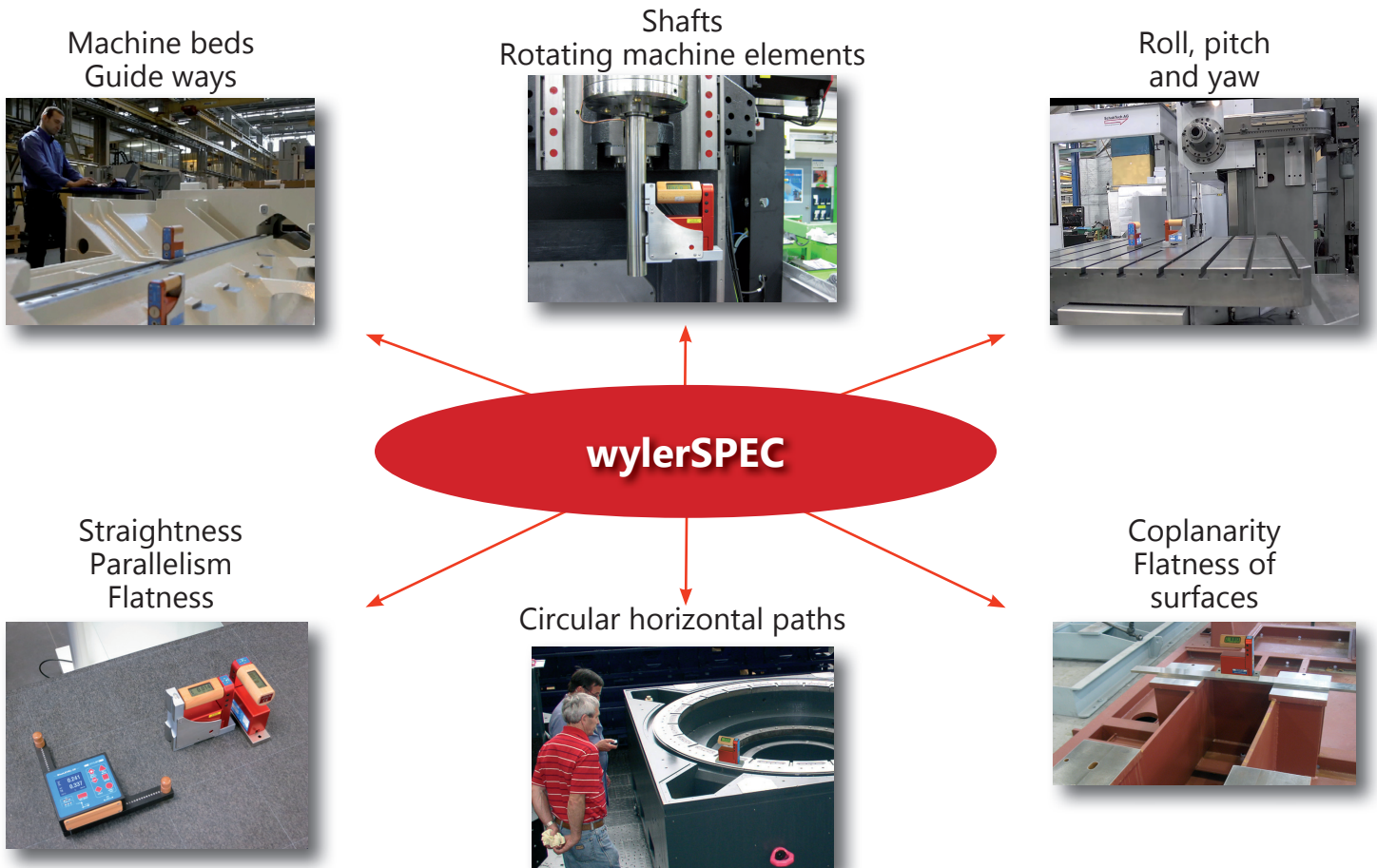
The **wylerSPEC** software replaces our LEVELSOFT PRO and MT-SOFT software packages. Thanks to its user-friendliness and informative display of readings, it is even easier to set up, calibrate, and measure machines.

The integration of **laser interferometers** and **autocollimators** makes it possible to record all the desired parameters of a machine with a single software solution.




wylerSPEC - fingerprint

wylerSPEC – the ideal software for assessing your machines



Universal:

wylerSPEC makes it possible to input measurement readings not only from WYLER inclination measuring instruments tools, but also from laser interferometers and autocollimators.



Fingerprint:

wylerSPEC is superbly suited to creating a fingerprint of your machines. Any errors are detected and eliminated in a timely fashion.





Quality – plain and simple

wylerSPEC – Here you'll find the right module for your machine

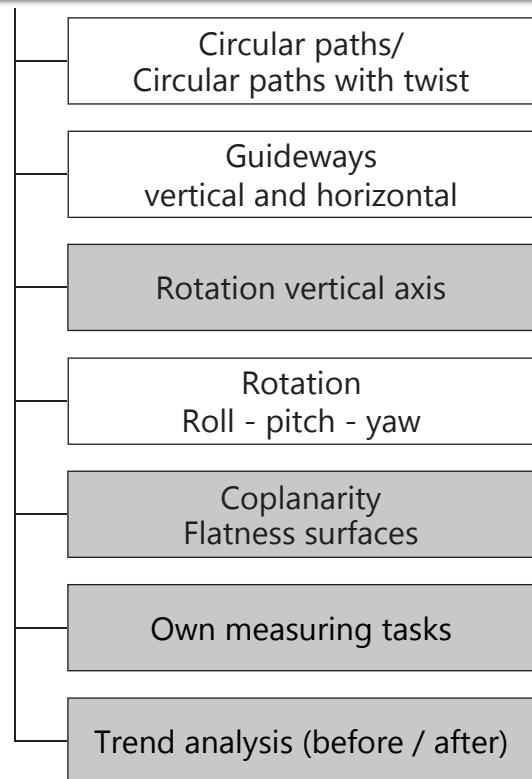
wylerSPEC

Modules wylerELEMENTS



Functions shown on gray backgrounds are not yet available as of publication date of this flyer.

Modules wylerPROFESSIONAL



wylerSPEC adapts to your needs: You select the modules that you need in order to conduct your measuring tasks. The individual modules are centralized in **easy-to-use packages**.

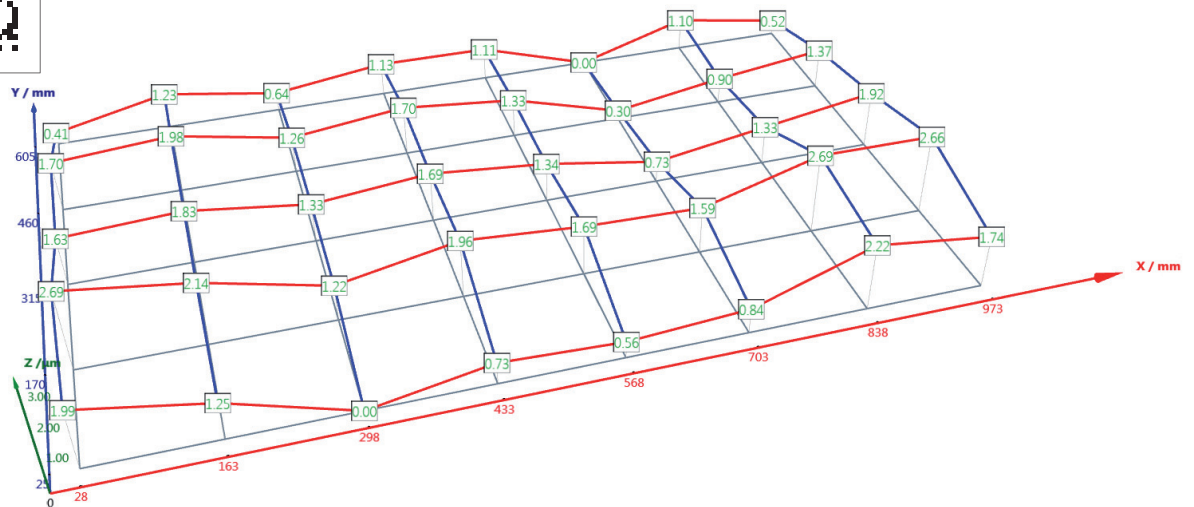
wylerSPEC – save time

Measurement of flatness with BlueLEVEL-2D and wylerSPEC – save up to 50% of time



The wylerSPEC software makes it possible to utilize the full functionality of the BlueLEVEL-2D: The measurement values along the X and Y axes are read out simultaneously.

It is thus possible to reduce the time spent on the measurement of a setting and measuring plate by up to 50%.



The perfect pair for measuring flatness:

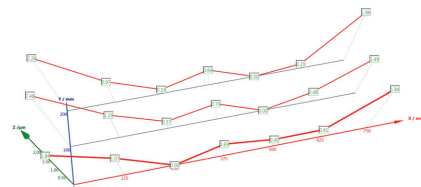
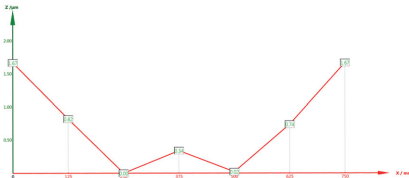
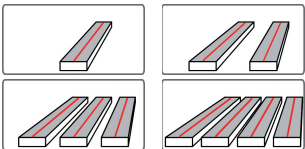
The bidirectional inclination measuring device BlueLEVEL-2D and the baseline **varioBASE-2D** for simultaneous measurement of the longitudinal and lateral axis in a grid.

Modular design

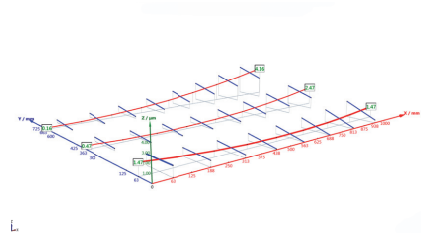
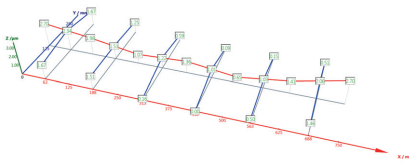
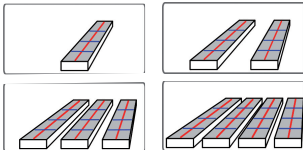
Measurement results displayed clearly and in a self-explanatory manner

Modules wylereLEMENTS:

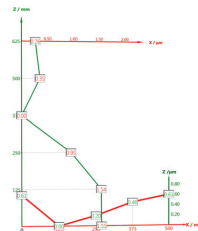
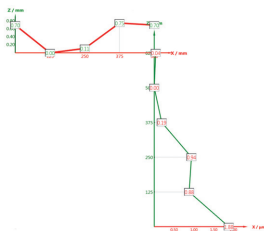
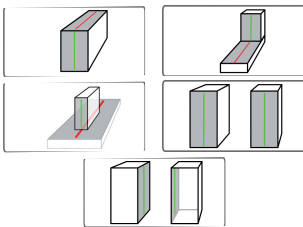
1 LINES/PARALLELISM Measurement of straightness and parallelism



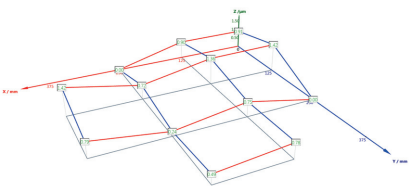
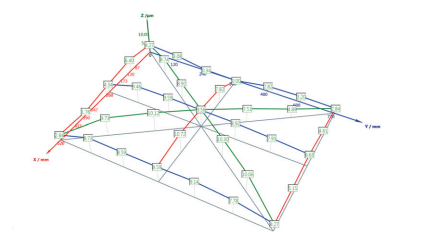
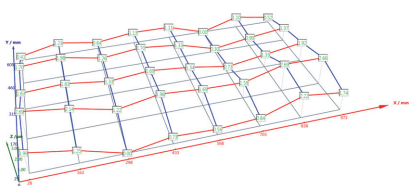
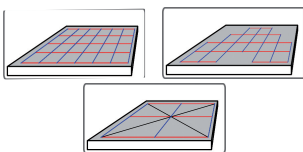
2 LINES/PARALLELISM WITH TWIST Measurement of flatness and parallelism with twist



3 PERPENDICULARITY Measurement of perpendicularity on machines or a granite master



4 FLATNESS For measuring the flatness of a granite plate or machine tool table



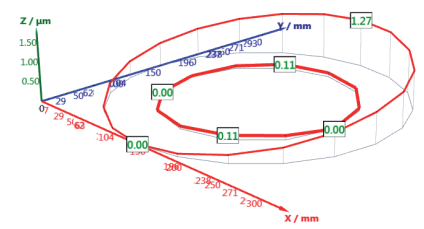
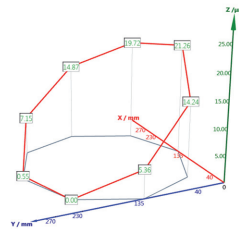
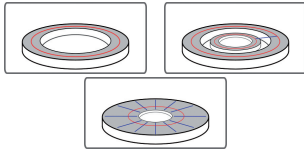
... for the professional

Modules wylrPROFESSIONAL:

5

CIRCULAR PATHS/
CIRCULAR PATHS WITH TWIST

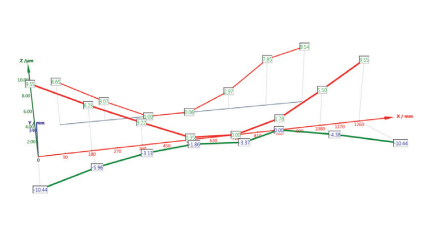
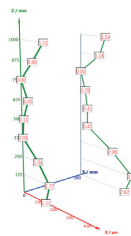
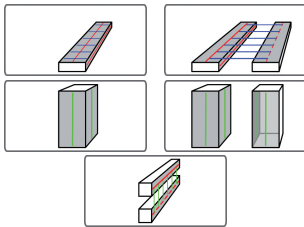
Measurement of ring-shaped overlays consisting of one or two rings – with or without twist



6

GUIDEWAYS
VERTICAL AND HORIZONTAL

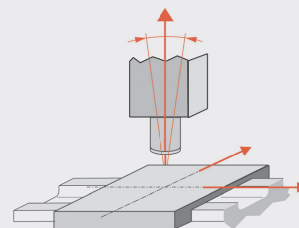
Measurement of horizontal and vertical guideways



7

ROTATION VERTICAL AXIS

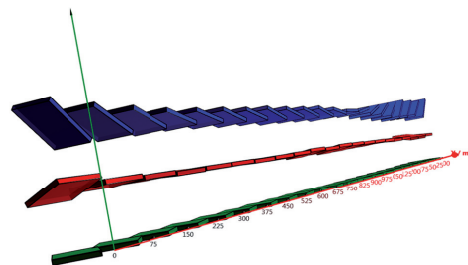
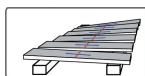
Measuring the perpendicularity of a vertical spindle to the machine table / Measuring the wobble of the spindle



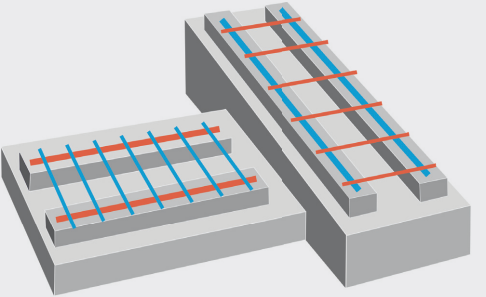
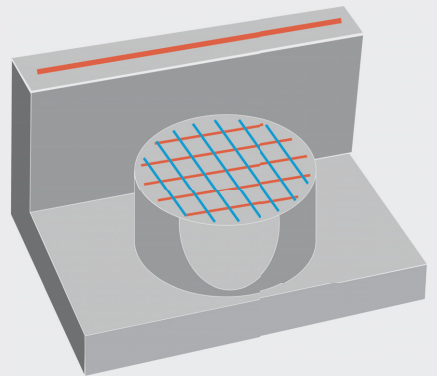
8

ROTATION
ROLL - PITCH - YAW

The pitch and roll movements can be recorded with the WYLER inclination measurement devices; the yaw movements can be recorded with laser interferometers or autocollimators.
=> Ask your WYLER representative if the interface to your tool is now available



For your machine tool

9	COPLANARITY - FLATNESS - SURFACES	Determining the coplanarity / Overall flatness of separately measured areas of a machine
<p>Determining the coplanarity of four different guideways of a machine. In doing so, two guideways on the X axis and two guideways on the Y axis can be compared</p>		
10	OWN MEASUREMENTS	Client-specific measurement tasks
<p>Client-specific measurement tasks can be defined using this module.</p> <p>Example: Determining the coplanarity of a ring and a guideway</p>		
11	TREND ANALYSIS (BEFORE / AFTER)	Comparison of two measurements (before / after)
<p>The curves measured [before] and [after] can be overlaid top of each other for comparison.</p> <p>Analysis of a series of measurements: For the purpose of trend analysis as well, the curves from a series of measurements can be compared in order to assess how the shape of the machine has changed over time.</p>		

Local database:

All measurement data is stored in a database. This allows the comparison of individual measurement values and trend analyses.



Individual packages

The right package for your use:

		wylerSPEC										
		Modules wylerELEMENTS				Modules wylerPROFESSIONAL						
Module		Line	Line with twist	Perpendicularity	Flatness	Circles	Guide ways	Spindle	Rotation	Coplanarity of areas	Own measuring tasks	Trend analysis
Name of package:		1	2	3	4	5	6	7	8	9	10	11
wylerELEMENTS 1		✓										
wylerELEMENTS 2		✓	✓									
wylerELEMENTS 3		✓		✓								
wylerELEMENTS 4		✓			✓							
wylerELEMENTS		✓	✓	✓	✓							
wylerPROFESSIONAL 1		✓	✓	✓	✓	✓						
wylerPROFESSIONAL 2		✓	✓	✓	✓		✓					
wylerPROFESSIONAL 3		✓	✓	✓	✓	✓		✓				
wylerPROFESSIONAL 4		✓	✓	✓	✓		✓		✓			
wylerPROFESSIONAL 5		✓	✓	✓	✓	✓	✓	✓	✓	✓		
wylerSPEC		✓	✓	✓	✓	✓	✓	✓	✓	✓	✓	✓

Missing modules or packages can be added at any time.

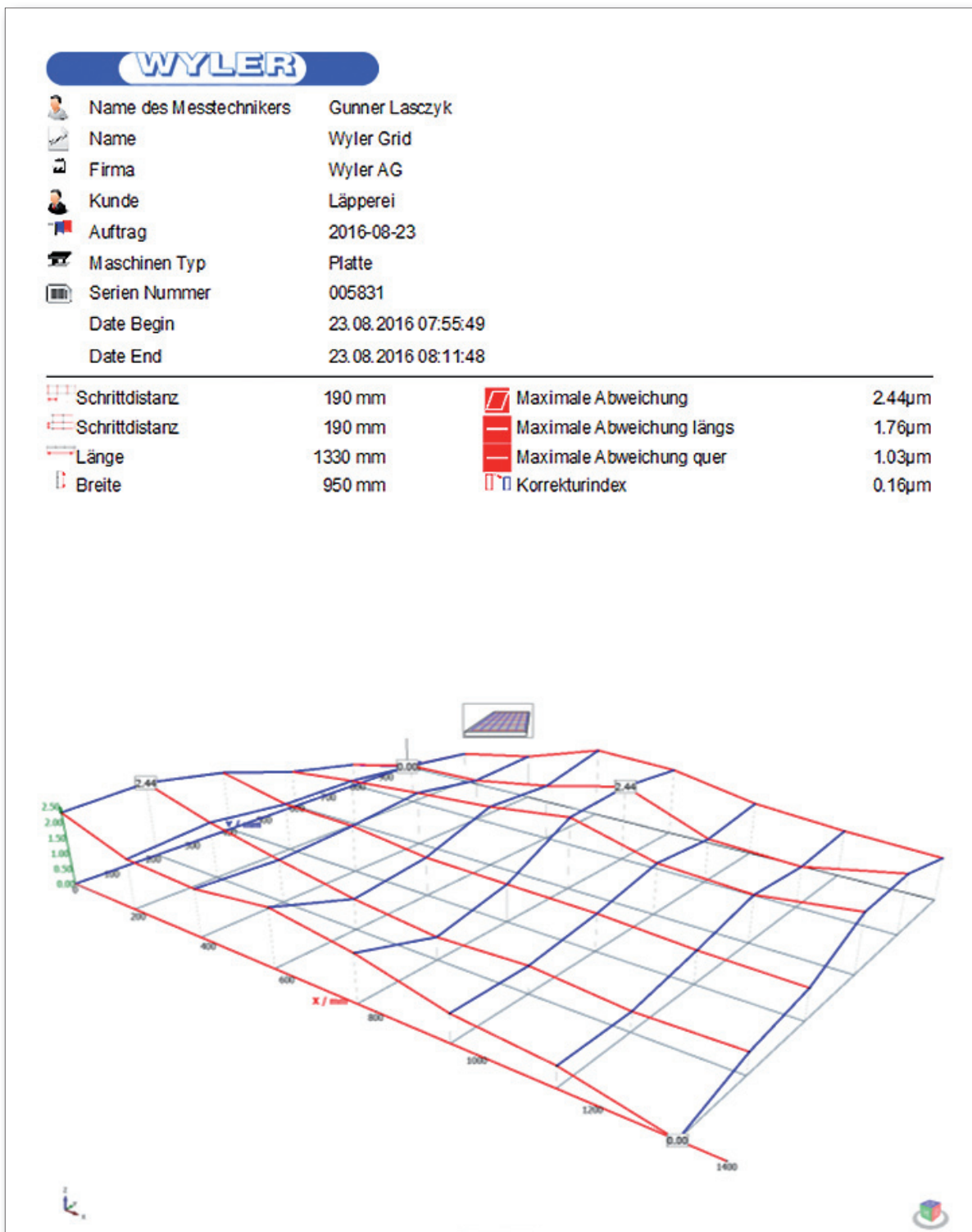


flexible - meaningful

Easy-to-understand, meaningful and flexible reports

The printed reports can, for example, be processed in MS Word, and can thereby be tailored to meet your needs.


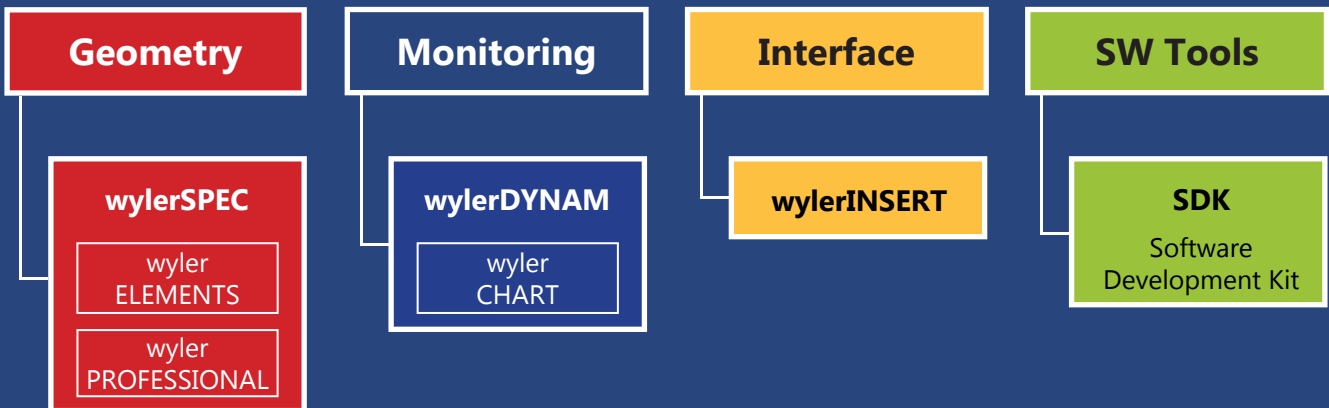
- Own logo
- Integration into existing reports
- Customize to meet local standards



wylerSPEC takes care of your measuring tasks

The wylerSPEC software seamlessly joins the line of successful wylerSOFT products:

wylerSOFT



www.wylerag.com



Videos WYLER AG
Quality - Innovation - Service



Facebook Channel WYLER AG
www.facebook.com/wylerSWISS