





# **RUSTGO**

**All-Terrain Mobile Work Platform**

**[www.rustgousa.com](http://www.rustgousa.com) \* [williamking@rustgousa.com](mailto:williamking@rustgousa.com) \* 1-800-448-4077**

**“New” 2014 RUSTGO All-Terrain  
Mobile Work Platforms  
Standard Features,  
And OSHA Up-Dates**





**(A). 3’ Ladder Extension: is to raise the top of the ladder with the top handrail on the Main Platform.  
This 3’ Extension Ladder can be used in conjunction with the Main Ladder or the 6’ Extension Ladder.**


**“This is a “New OSHA Requirement”!”**

Part # CSA-3LE

For Up-Dates to Older RUSTGO Units!





**(B). Self Closing Entrance Gate  
“Spring Return Gate”: Have been used on the Main Platforms since 2001. Now this is OSHA Required for Intermediate Level. These entrance gates on all platforms will self-close as the person enters the platform.  
This is a “New OSHA Requirement”!**



Part # 105-086 (MP) or (I/L)

For Up-Dates to Older RUSTGO Units!




C

**(C). Personal Safety Tie-Off System: is a system that has been made a permanent part of both Front & Rear Main Up-Rights, as well as the Front & Rear 6' Extension Up-Rights. This Safety Tie-Off System is ideal when used with a Retractable Lanyard System. "New OSHA Requirement"!**




Part # Call for Instructions on how to Up-Date Older RUSTGO Units

**(D). Winch System for Both Main Platforms & Intermediate Platforms: A Winch Systems comes standard when a customer orders a 1<sup>st</sup> Basic Intermediate Level w/ a Winch Kit, this Winch System can be used to lift a 2<sup>nd</sup> Basic Intermediate Level. The Handles for both Winch Systems are Interchangeable and completely Removable for Safety, and Security Purposes.**




D




Part # 200-500 Main Platform Winch System

Part # RW-Kit Intermediate Level Winch System

E




(E). **“New” Counter Weights M-195:** is designed for easier handling abilities. These Counter Weights are still 80 lbs. each, requires Three Counter Weights on each axle for Model 195  
**“Standard Feature”**





(F). **“New” Counter Weights M-139:** is designed for easier handling abilities when Used for caring a Intermediate Level on a Model 139  
**“Standard Features”**

F



G



(G). **Non-Skid Deck Coating for All Platforms:** this is an optional feature that adds a Non-Skid Surface to the Platforms. This is a product that was developed with Herculiner Polyurethane Coatings, the same product used for bed liner coatings for pick-up truck beds  
**“Optional Feature”**