

Lower Bucks County Self-Guided Mural Tour



Compiled by Langhorne Council for the Arts

www.LanghorneArts.org

The Arts are Alive in Lower Bucks!

The past ten years have seen an explosion of color and design all over small towns in Lower Bucks County. Murals have sprung up in Langhorne, Bristol, Morrisville, Yardley, and Fall Township. This public art delights, educates, and inspires the viewers, and instills identity and pride in the communities.

Langhorne Council for the Arts applauds the artists and sponsors of these creative works of art. LCA compiled this tour guide to bring these murals to a wider audience. This is not a sequential, point-by-point guide, given that the murals cover a wide geographic area. Instead, you are encouraged to pick a town to explore and then, on the same day or perhaps another, travel to another town to see the murals there, using your GPS to get you there. Along the way, you will also see natural beauty, historic landmarks, colonial and Victorian architecture, great restaurants, prosperous shops and services, and the best of small-town living.

LCA thanks Liz Young of Experience Yardley, Bill Pezza of Bristol's Raising the Bar, Barbara Simmons of The Peace Center and L.O.V.E., and artists Jean-Marc Dubus and Tony Napoli, for providing information for this guide, and for filling Lower Bucks with these beautiful murals!

Pat Mervine, President

Langhorne Council for the Arts

In and Around Langhorne

The Langhorne Mural Tour begins at the intersection of Maple and Bellevue Avenues in Langhorne Borough. Turn onto S. Bellevue to the parking lot behind the Hicks House (aka Langhorne Coffee House) on your left.

Designed and painted by Langhorne mural artist Jean-Marc Dubus, this large mural is on the parking lot side of the Hicks House where Edward Hicks was born. It features a replica of the window on the Bellevue Avenue side of the building with the portrait of Edward Hicks that was painted by his cousin. The sign reflects Hicks' occupation as a sign and carriage painter, a trade he learned in a carriage shop once located behind the Langhorne Hotel. The lion, as a work in progress, is emblematic of the many versions of the painting Hicks is most famous for: "The Peaceable Kingdom."


Commissioned: Langhorne Council for the Arts

Park your car in the lot or on the street, as two other murals are within easy walking distance.

Langhorne Coffee House is a great place to enjoy breakfast, lunch, or pastry treats.



Langhorne & the American Revolution



In and Around Langhorne

Walk back to the intersection of Maple and Bellevue Avenues and cross the street to arrive at the historic Langhorne Hotel and Restaurant.

This mural is on the utility box in front of the Langhorne Hotel. It features Edward Hicks' painting of "Washington at the Delaware."

Five buildings in the area are listed on the side of the box. All had been used as hospitals for soldiers injured at the Battles of Trenton and Princeton. This reminds all who pass by of Langhorne's connection to the American Revolution.

Commissioned by Langhorne Council for the Arts

Lunch, dinner, or a drink at the bar at this tavern, which dates back to 1704, is always recommended!

Note: Not a mural, but it's worth a short 2-block walk or drive back up S. Bellevue Avenue to see the Revolutionary War Burial Site, just past Flowers Avenue, where more than 160 soldiers from the Battles of Trenton and Princeton are buried. On the National Register of Historic Places, interpretative signs provide more details about this site.

In and Around Langhorne

After you've viewed the "Langhorne and the American Revolution" mural in front of the Langhorne Hotel, walk around back to view artist Jean-Marc Dubus' clever twist on Edward Hicks' "The Peaceable Kingdom" paintings: the iconic lion and lamb enjoying tankards of ale. Edward Hicks not only drank at the Langhorne Hotel, he was also a bartender there in his youth! That's quite a surprising fact about a man who became a respected Quaker elder and artist of pastoral scenes.

This mural was commissioned by Langhorne Council for the Arts.



In and Around Langhorne

Walk back toward Maple Avenue one block, and cross Bellevue Avenue at W. Richardson Avenue.

Turn into the second driveway on your right (at the American Legion Post) to view the Langhorne Women's Mural, which is on the back of the Will Travel Building.

See the next slide for the image and description.

In and Around Langhorne

The year 2020 marked the 100th Anniversary of the passage of the 19th Amendment which guaranteed women the right to vote. This only happened because women were tenacious in their 80-year fight, battling against society's norms and facing personal sacrifice for the greater good.

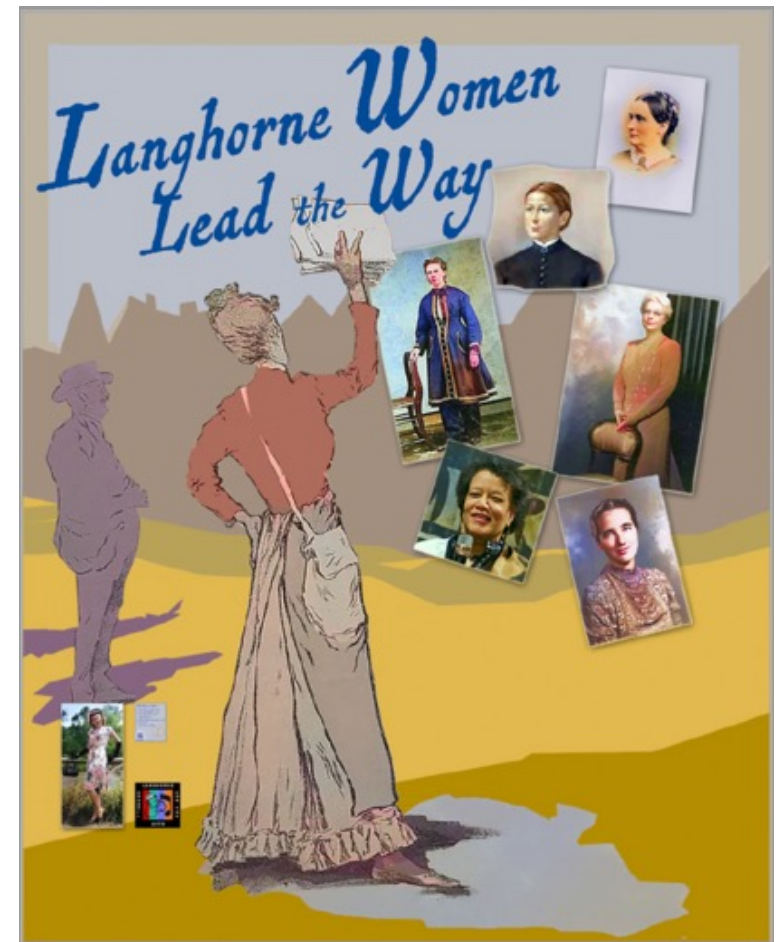
In looking at the history of women from Langhorne, we realized that there are remarkable women from this area who exemplify this same kind of tenacity and accomplishment with far-reaching effects. And so, the idea of a Women's Mural was born.

Designed and painted by Langhorne artist Jean-Marc Dubus with input from members of Langhorne Council for the Arts, this mural was installed on the back of the Will Travel building and was dedicated on August 28, 2022.

Read about the women honored on this mural by scanning the QR code on the mural or visit www.LanghorneArts.org.

View the mural from the parking lot side of the Will Travel Building (118 S. Bellevue Avenue, directly across the street from the mural at the Hicks House).

Commissioned by Langhorne Council for the Arts





In and Around Langhorne

You'll drive to the next mural by heading west on Maple Avenue.

Just past the first light, turn into the parking lot of Belmont's Garage at 633 W. Maple Avenue.

Inside the garage is a haven for those nostalgic for the 50s and 60s. Outside is a large mural painted by artist Tony Napoli, idolizing the cool cars of days gone by.

Commissioned by Andy Belmont, garage owner and former race car driver.

In and Around Langhorne

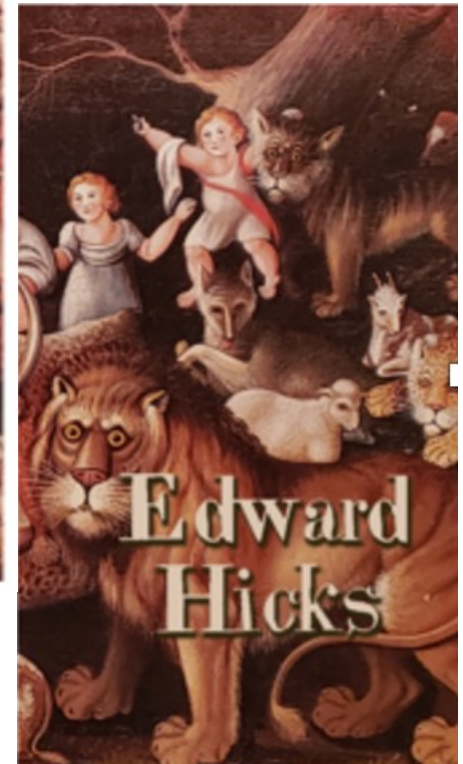
Leaving Belmont's Garage, head back into Langhorne Borough, driving east on Maple Avenue.


As you drive through the intersection of Maple Avenue (Rt 213) and Pine Street (Rt 413), look to your right at the utility box near the entrance to the Mayors Playground.

To get a good look, make a right on Cherry Street and another right on E. Richardson. There is a parking lot at the Langhorne Baptist Church which gives access to the Mayors Playground.

Walk through to the gate at the corner of Pine and Maple. Langhorne artist Jean-Marc Dubus used Edward Hicks' iconic painting, "The Peaceable Kingdom" to welcome passersby to the historic district of Langhorne Borough, birthplace of this famous primitive artist.

Commissioned by Langhorne Council for the Arts





Greetings from Yardley Mural

From the center of Yardley, turn onto S. Main Street and then turn right onto Buttonwood Drive to the parking lot behind the building. Park and walk to see two murals: "Greetings from Yardley" and the fantasy mural at the Tot Lot.

Project Lead – Cindy Fatsis and Liz Young / Experience Yardley Mural Project

Location / Address – Buttonwood Dr at Main Street

Artist – Tony Napoli and Team

Description/Purpose – A visible entry point just steps away from the 4 cornered center of Yardley Borough at Afton and Main St.

Commissioned by Experience Yardley Funded by Local Business Sponsors and Residents

In and Around Yardley

While in Yardley, explore the shops, restaurants, and the natural beauty of Lake Afton, the Delaware Canal, and the Delaware River.



Once Upon a Time Mural

As you walk from the parking lot toward Main Street and the “Greetings from Yardley” mural, you’ll see this delightful, colorful fantasy mural on your right at the Tot Lot.

Project Lead – Yardley Borough Management Office

Artist – Tony Napoli and Team

Location / Address – Buttonwood Drive

Sponsor/Commissioner: Yardley Borough

Funding – Sandy Run Girl Scout Troop with Local Business and Residential Donations Sponsors

To design this whimsical and colorful space, artist Tony Napoli had a single design session with the Sandy Run Girl Scouts and Brownies. Drawing their ideas on paper with magic markers, pens, pencils the youngsters created their ideal tableau of a fun and fanciful world ready to greet them in the heart of Yardley’s shopping and restaurant district.

It was clear immediately that certain figures were key: magical creatures like a unicorn and a dragon as well as references to nursery rhymes and fairy tales. The central theme emerged: all were welcome to join the playground and enjoy the space as a creative oasis.

Once the design was complete the painting started and was quickly accomplished with several helpers – a bright and energizing backdrop to active play was born and is now enjoyed daily by many families.

In and Around Yardley

In and Around Yardley

Yardley Duck Walk Murals

These are murals of a very different sort: six murals are painted on large iconic Yardley ducks and are scattered all over town.

Project Lead – Liz Young and Cindy Fatsis / Experience Yardley Duck Walk Project

Artist/Designer – 6 Artists

Location – Various within Borough limits

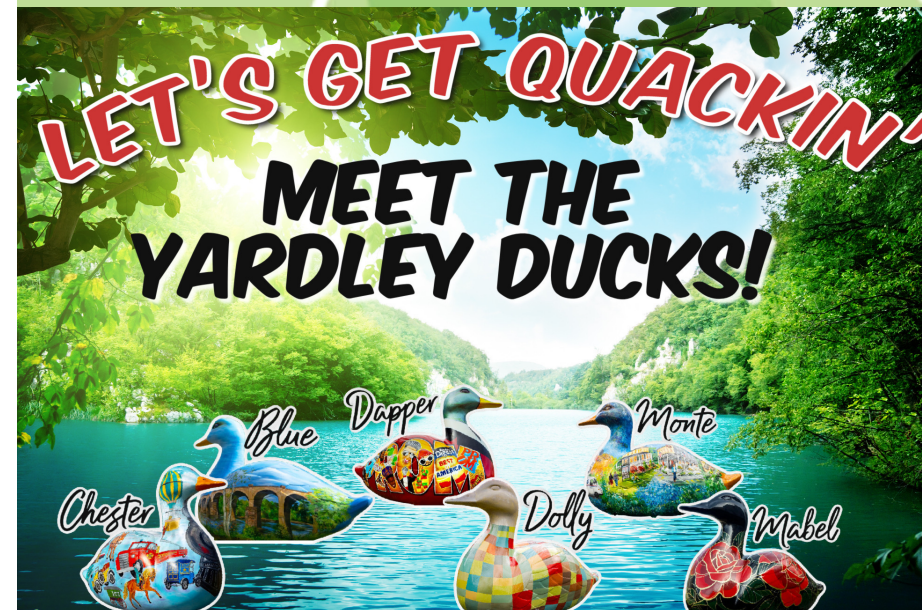
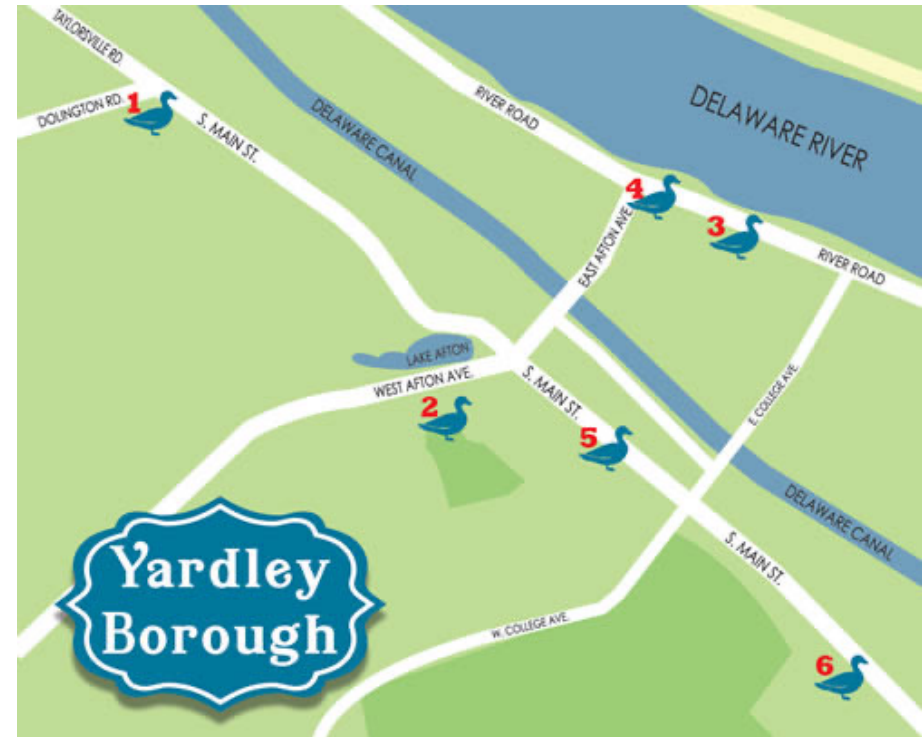
Sponsor/Commissioner – Experience Yardley and Yardley Borough

Funding – Grant from PA Cultural Arts Alliance and sponsored by locale businesses and residents (\$20,000)

How the idea got started – Experience Yardley Board voted to make place-making projects a priority during COVID Pandemic; Presented plans to Yardley Borough Council

For more information about the ducks, their locations, and the artists, visit

<https://experienceyardley.com/19067-pa/yardley-pennsylvania-landmarks/>





Railroad Bridge Mural

As you drive south on S. Main Street, you will pass under the railroad tracks at Reading Avenue. Pull into the station parking lot and walk through the tunnel to fully appreciate the detail in this mural.

Project Lead – Jeanne Marie Eayrs / Yardley Crossing Mural Project

Artist/Designer - Jeanne Marie Eayrs and Heather Davulcu

Location - S Main St and Reading Avenue

Sponsor/Commissioner - Yardley Crossing Mural Project

Funding – self-funded and sponsored by local businesses and residents (\$5000)

How the idea got started – Local residential artists got together to plan the design; requested permission from Yardley Borough Council

Truly a grassroots project led by many residents over the course of several years, the Railroad Bridge Mural greets those traveling north and south on Yardley's Main Street with the bucolic scenes from Bucks County's past and present. Central themes are the Underground Railroad and the beauty of the Delaware River and Canal that have sustained this little borough as a bustling transportation stop along the north to south.

In and Around Yardley

In and Around Morrisville

Ashlynn Distillery Mural

32 W. Bridge Street Morrisville, PA 19067

Artist: Tony Napoli

This large mural depicts a team of mules on the Delaware Canal towpath, pulling a canal boat loaded with whiskey barrels. The 60-mile canal stretches from Easton to Bristol and was a major conveyance of coal and other commodities from 1832-1931.

Stop in for a bite and a drink!



L.O.V.E is the Answer Murals

This project has the support of the Bucks County Commissioners, the District Attorney's office, local police, government, and school personnel, and The Peace Center.

The goal of the project: bring together the police department and community members of all ages. Through the creation of a mural, we begin conversations and start to build trust, understanding, and new relationships.

Here is what L.O.V.E. is the acronym for:

L: Learn about each other

O: Open your hearts to one another

V: Volunteer to be part of the solution

E: Empower others to do the same



L.O.V.E is the Answer Murals



Morrisville L.O.V.E. Is The Answer Mural

Location: The underpass of U.S. Rte. 1 at the corner of Moreau St and S. Delmorr Ave. in Morrisville.

The mural was created by Carolina Gonzalez-Espino, a student from Truman High School.

It was executed by art students from a local college and Truman High School, senior citizens, Artists of Morrisville, the mayor, the local judge and her family (ages 2-80).

L.O.V.E is the Answer Murals

Falls Township L.O.V.E. Is The Answer Mural Project

Location: Falls Township Community Park:
9050 Mill Creek Rd., Levittown, 19054



This mural project was created with the help of 3 graffiti artists who had been arrested for graffiti. They created the design and then worked with students from Pennsbury High School and the Falls Township police department to execute it.

Pennsbury School District School Board members, the Superintendent, and an Art Teacher all participated in the painting of the mural.

L.O.V.E is the Answer Murals



Bristol Township L.O.V.E. Is The Answer Mural Project

Location: 2501 Bath Rd, Bristol, 19007

This mural was created in 2023 with students from Truman High School and graffiti artists working together to come up with a design. It was a collaborative effort with the Bristol Township Police Department, kids from Bloomsdale-Fleetwood section, volunteers from the Senior Citizen Center, and students from Bristol Township middle and high schools.



In and Around Bristol

Settled by the World's People

Painted by Jean-Marc Dubus of Dubus Studio

Location: Old Rt 13, Bristol, PA (on the way to or from Route 13)

Sponsor: Bristol Raising the Bar

Subject: The mural is a dedication to early settlers from all over the world who came to Bristol Borough, the oldest town in Pennsylvania, founded in 1681.

Installation Date: Sept 2019

In and Around Bristol



Come for the History, Stay for the Fun

Painted by Jean-Marc Dubus of Dubus Studio

Location: Old Rt. 13, (on the same building as “Settled by the World’s People”)

Sponsor: Bristol Raising the Bar

Subject: The memory of O'Boyle's Ice Cream, a beloved local business of Bristol's past, welcomes visitors to Bristol Borough.

Installation Date: November 2019

In and Around Bristol

Harris Comfort Mural

Painted by Dubus Studio


Location: 142 Otter Street, Bristol, PA 19007

Sponsor: Borough grant, the mural was commissioned by Harris Comfort

Subject: On the location of Bristol's second public school, the mural depicts a late 1880s classroom with students. Owners of Harris Comfort are depicted as students.

Installation Date June 2021





Penn Community Bank Mural

Painted by Jean-Marc Dubus of Dubus Studio

Location: Parking lot side of Penn Community Bank - 118 Mill St, Bristol, PA 19007 (park in the Basin parking lot, to the right of Mill Street, to view this)

Sponsor: Penn Community Bank and Bristol Raising the Bar

In and Around Bristol

Subject: This mural features a view of Bristol's past through an old-fashioned camera. It is overlaid with current snapshots of the Borough, reflecting the changes this historic city has seen over the years.

Installation Date: October 2020

While in the Basin Parking Lot, walk to the Delaware River to enjoy the statues that represent the ethnic diversity of this historic town. Then enjoy the many shops and restaurants in the business district.

In and Around Bristol

Coca-Cola Mural

On the corner of Radcliffe and Market Streets, this is an update of an old Coca-Cola mural that was painted on this building years ago.



In and Around Bristol

Bristol Stomp Mural

Painted by Tony Napoli, John Ennis, and AnnieRose Kruzinski

Location: Market Street at Old Rt 13 on William Penn Bank

Sponsored by: William Penn Bank and Raising the Bar

Subject: This fun mural commemorates the Dovells' hit song that let everyone know:

“the kids in Bristol are sharp as a pistol when they do the Bristol Stomp!”

Installation Date June 2021



In and Around Bristol



Welcome Friend Mural

Look up to see this mural that honors Bristol's history along the Delaware River and Delaware Canal.

It is located above a restaurant on the corner of Mill and Radcliffe Streets, across from the King George II Inn.

In and Around Bristol

Lafayette's Farewell Tour



Located at 101 Mill Street, above the Mill Street Cantina, this large mural depicts Marquis de Lafayette's return to Bristol, a stop on his Farewell Tour in 1824. On September 29, 2024, at 2 PM, the 200th anniversary of Lafayette's Farewell Tour will be celebrated in Bristol Borough with a glorious parade, featuring Lafayette in a horse-drawn carriage, bands, a color guard, and other parade brigades, passing through the historic "Welcome Friend" arch.

This mural was designed and painted by Jared Bader.



In and Around Bristol

Bristol's Maritime History Mural

Sponsored by: Raising the Bar

Artist: Jared Bader

Location: at the new Riverport Plaza @ Market, on Market Street in Bristol Borough

This very large mural is visible day and night.

In and Around Bristol



“Made In Bristol”

701 Canal Street

Bristol’s most modern mural is located on the garage door of Field’s Printware at 701 Canal Street. Mike Shegda’s father bought the business from the borough icon, Jr. Field, and moved it from Mill Street to this location. Mike hired ambidextrous artist and designer Kyle Confehr after seeing his work in South Philly. Kyle’s work blurs the lines between graffiti and doodles, weaving nostalgia, and humor together. He created this mural freehand and completed it in an 8-hour day. He included a homage to Jr. Field, and added visual symbols of Bristol that pay tribute to the building’s history as a mill and to the former Fleetwing Aircraft. Kyle’s art can be seen at the Michener Art Museum and Philadelphia International Airport.



In Croydon

The Heritage Conservancy sponsored this mural to promote the newly opened Croydon Woods, an 80-acre preserve that is home to over 300 plants, mammals, reptiles, birds, and insects. The mural, painted and installed by Langhorne artist Jean-Marc Dubus, was a collaboration with the Truman High School art club and the local community. The art students painted the medallions that reflect some of the flora and fauna that hikers may see as they explore Croydon Woods.

This mural and the entrance to Croydon Woods are located next to and behind Keystone Elementary School, 940 Tulip Avenue, Croydon, PA.