

Rock Talk

In This Issue

- January Club Meeting Program
- The December Meeting as I Saw it
- 2017 Club Member Contribution Recognition
- Gem Bag Coordinator
- December Meeting Photos
- December Tuesday Morning Workshop and Photos
- Beachcombing for Fossils
- Message from Our New Club President
- What is It?
- Bench Tips
- Club Membership Form

January 2018



Rock Talk

January Meeting Program

January is our annual holiday dinner meeting and it will begin at **6:00 PM**. On January 10th. The club will provide the meats and beverages, and members will provide the side dishes, salads, and desserts. A list of members and what they will bring was started by Michele Evans at the December meeting. Please contact Michele to find out what is needed and to let her know what you will be bringing to the meeting. (352-688-3860).

Before the dinner we will have a short business meeting. After the dinner we will play Rock Bingo. If you plan on playing this exciting game, bring something rock club related as a prize for members who fill their bingo score cards. This is normally a very well attended meeting with plenty to eat. So bring your appetites.

The Meeting as I Saw it



by
Dorwin Skinner
Club Vice President



I didn't even try to get there early and it wasn't long before my cell phone was ringing and Judith was asking, "Where are you"? I think they were looking for the cake, not me. Oh yeah, I didn't have a cake. I won't do that again. Wow, where do I start? I should talk about the meeting but that just brings me back to the gem show.

We had several new people show up because of the show. If you went to the show you know that it was a success. If you didn't, there isn't enough space to tell you all about it. Just go to our website and look at all the pictures to get an idea of what you missed.

The meeting. I am sure that I don't have to tell you that this was our largest attendance of the year. Our youngest member, Kate brought in part of her collection. She had a real nice example of a dinosaur bone still frozen in its matrix. Someone had a magnificent piece of quartz they found in a thrift store for a one-dollar, another had a huge Rucks' Pit fossilized and calcified clam. There was stuff to sell, the machines were up and running, Rovie was demonstrating faceting machines. And our meet and greet was in full swing. As usual we started the meeting late. We will have to see how the new Prez handles it. We had our

election of new officers. Judith will now give Ralph a breather. He will still be there maintaining a position on the BOD and working with the gem show. Judith will need lots of help so we need to step up to the plate and volunteer some time to make the club better. It's hard to believe that just a couple of years ago our attendance had dropped to the point that it was suggested that we close the club during the summer. I don't think we will be discussing that issue next summer.

Next month we will be having my favorite meeting, our Annual Holiday Feast. You have to attend one of these holiday dinners to comprehend all the food that is available. And if you haven't played a round of Rock Bingo you don't know what you're missing.

Remember the meeting starts early, at 6:00 PM. Bring a dish for others to enjoy and be prepared to consume some fantastic food.

December meeting photos on page five and six

The Cover

The cover photo is fossilized coral found in Elizabethtown, Kentucky at a residential construction site. "*Acrocyathus (Lithostrotian) corals are common in the Mississippian-age St. Louis Limestone. Often the fossils are silicified, which means the original limestone was replaced with silica (quartz). Because quartz is more resistant to weathering than the surrounding limestone rock, fossils of these corals commonly weather out of natural outcroppings, or are eroded in stream banks. Some may even be replaced with agate, which is a variety of quartz.*" <https://www.uky.edu/KGS/fossils/>

Withlacoochee Rockhounds Annual Holiday Dinner Meeting January 10, 2018 at 6:00 PM

This annual meeting finishes our 2017 club year and begins our 2018 club year with a magnificent potluck meal, featuring a huge spread of eats brought in and often created by our club members. The club will supply the meats and beverages.

Below is the list of members and what they will bring to the meeting, as of the newsletter distribution time. All members are asked to contact Michele Evans to let her know what you will be bringing. **352-232-0375**

Remember, the annual dinner meeting starts at **6:00 PM**, one hour earlier than our usual club meeting time.

Ralph—Scalloped Potatoes
Jan G—Baked Beans
Mike S—Onion Casserole
Bill F—Macaroni Salad
Ron/Linda Parks --- Green Bean Casserole
Dick P—Green Bean Casserole
Jan W--- Fruit Squares
Alyson S—Bean Dip and Chips
Melodye—Sweet Potatoes Casserole
Melodye—Brownies
Darryl J—Pies
Dorwin—WORLD FAMOUS CAKE
Michele—Gluten Free Tuna/Macaroni Salad

Next Meeting, Wednesday, January 10, 6:00PM at the Weeki Wachee Senior Citizens Center

2017 Club Member Participation Recognition

During the 2017 club year several members have contributed their time and effort helping to improve and promote our club. The following is a list of those who have volunteered over the past twelve months.

Thanks to:

- Rovie Alford; board member, instructor, gem show
- Elaine Alford; gem show, jewelry class instructor
- Linda Anderson; gem show advertising
- Ralph Barber; club president (Karen; gem show)
- Judith Birx; board member, instructor, 50/50, gem show
- Peggy Burns; newsletter co-editor, gem show photographer
- Dave Davis; gem show, instructor
- Doug DuPont; gem show
- Gloria DuPont; gem show, club table
- Dick Drum; gem show, instructor
- Jan Gathj; gem show, jewelry class (Robert; gem show)
- Dave Letasi; board member, gem show, instructor, field trip organizer, writer for newsletter
- Alice Litts; gem show
- Mark Moore; instructor
- John Schaediger; gem show, jewelry class, Pixie machine set up/take down,
- Katie Schmidt; gem show, kitchen duty schedule
- Pat Siddons; gem show
- Dorwin Skinner; vice president, gem show organizer, photographer, writer for newsletter
- Linda Spaulding; gem show, instructor
- Melodye Steverson; secretary, instructor
- Michael Steverson; audio/video
- Mike Stone; board member, newsletter editor, web master, photographer
- Jenna Swartzmiller; gem show, Facebook (Brian; gem show
- Janet Wheeler, treasurer
- Roger Wheeler; gem show, instructor
- Those who donated food at meetings
- Those who had kitchen duty at meetings
- Those who donated for auctions

Gloria DuPont Gem Bag Coordinator

Gloria DuPont has volunteered to serve as Gem Bag Coordinator. During the gem show in early December, Gloria manned out club table for three days and sold four hundred gem bags. These bags increased our treasury by four hundred dollars. The club needs to fill hundreds more gem bags so they can be sold at club events, as well as at our 44th Annual Gem Show in December of 2018.

Gloria is requesting that club members donate small zip lock plastic bags that can be filled with small rocks, minerals, fossils, and gems. We also need hundreds of small rocks, walnut size and smaller. Tiny fossils, tumbled rocks, shiny minerals, crystals, metallic ores, gemstones, etc. will be used to fill the bags. Please bring the bags and specimens for the bags to club meetings and give them to Gloria.

Welcome New Members

Welcome new Withlacoochee Rockhounds club members: **Roberta Oleread**, Brooksville; **Ron Payne**, Brooksville; **Elija Penn**, **Gabriel Penn**, **Joel Penn**, and **Sarah Penn**; Land o Lakes, **Catherine and Kate Ramsey**, Hernando Beach; **Alyson Schooner**, **James Schooner**, **Jayden Schooner**, **Jayne Schooner**, Hudson; **Rod Tasker**, Brooksville; **William "Bear" Valonis**, Weeki Wachee; **Daniel Walters**, **Jacob Walters**, and **Wynn Walters**, Spring Hill.

Wishing Phyllis Well

Withlacoochee Rockhounds wish Phyllis Ales a quick and full recovery. We are looking forward to seeing you at a club meeting.



Dues are Due

Our club year runs from January to January, so it's time to sign up for the next club year. Janet will be accepting membership forms and payments at the club meeting, or you can send the form and your check to:

Withlacoochee Rockhounds
PO Box 5634
Spring Hill, FL, 34611-5634

Tuesday Workshop at the

Weeki Wachee Senior Citizens' Center

The Withlacoochee Rockhounds is giving workshops on wire wrapping (stones), chain making (jump rings) and possibly other related skills at the Weeki Wachee Senior Citizens' Center in Spring Hill. The workshops are normally on the **first Tuesday of the month from 9:00 AM until 12:00 noon**. The cost per workshop is \$1.00. To participate in the workshops, one must be a member of the *Withlacoochee Rockhounds*, which covers dues to the *Weeki Wachee Citizens Club*

Weeki Wachee Senior Citizens' Center.
3357 Susan Dr.
Spring Hill FL 34606

For more information call Judith at: 352-587-1702

Next Workshop
January 9th at 9:00 AM
The class project will be making
"Tree of Life" pendants.



Secretary's Report



by
Melodye Steverson



Withlacoochee Rockhounds Monthly Meeting Minutes December 13, 2017

- The meeting was called to order by club president Ralph Barber at 7:20pm.
- We all stood for the Pledge of Allegiance followed by a moment of silent prayer.
- There were nine new members to recognize; Roberta Oldread, Ron Payne, Rod Thacker, Catherine and Kate Ramsey, and the Schoolers – Allison, Jayme, Jayden and James
- There were four guests in attendance; Daryl Johns, Joshua Johns, Eric and Colin Kossel.
- Mark Moore made a motion to accept the minutes of our November meeting as printed in the newsletter, seconded by Jan Gathj. Passed by all members.
- Treasurer Janet Wheeler gave the Treasurer's Report.

Old Business

There was no old business to discuss.

New Business

- President Barber thanked all of the volunteers that helped make our club and our annual gem show a success in 2017 and asked Judith Birx, president nominee, to read off a list of members who were recognized for their efforts during the 2017 club year.
- Judith then singled out two members who were presented award certificates for their contributions to the club. Club president Ralph Barber and Vice President Dorwin Skinner were recognized for their dedication and tireless work on behalf of the club.

- The Club Annual Election was held at this time.
- Nominees for Officers;
- President – Judith Birx
- Vice President – Kelly Johnson
- Secretary – Melodye Steverson
- Treasurer – Janet Wheeler
- Nominees for Board of Directors;
- Dorwin Skinner
- Linda Spaulding
- Mike Stone
- Rovie Alford
- No nominees were called from the floor.
- Ballots were handed to each member, then collected and tallied.
- The nominees were elected as presented on the ballot.
- Former club president Ralph Barber reminded everyone of the January holiday dinner (Pot luck and Rock Bingo) meeting and encouraged attendance.
- Mark Moore made a motion to adjourn the meeting, Dave Letasi seconded the motion and it was passed by all.
- Meeting was adjourned at 7:56pm.

Minutes respectfully submitted by club secretary Melodye Steverson.

2018 Withlacoochee Rockhounds Newly Elected Officers and Board Members

The following are the newly elected officers and board members for the 2018 club year.

Judith Brix.....President
 Kelly Johnson.....Vice President
 Melodye Steverson.....Secretary
 Janet Wheeler.....Treasurer
 Dorwin Skinner.....Board Member, Three-year term (2020)
 Linda Spaulding...Board Member, Three-year term (2020)
 Mike Stone.....Board Member, Two-year term (2019)
 Rovie Alford.....Board Member, One-year term (2018)

President's Message



Judith Birx

I would like to say "Thank You". I am very proud to be associated such a wonderful group with an important cause. Yes, I consider this club to be a part of an important cause. At this time, or "day and age" as my parents might say, we find ourselves becoming less involved in the education of the sciences involving Mother Nature. There are still many mysteries to be unearthed, whether they involve fossils, minerals, rocks, or even the beauty and the art of making natural jewelry.

I chose to serve as club president to help to provide some of the needs of our group. But, I want to make it very clear that this club runs on the wheels of all of us. We need to work together and help each other to continue what have become positive learning experiences. We need to continue to express our common interests in the geological aspects of the planet. And we need to embrace the children who share our desires and curiosities.

Going forward as a club we have a few hurdles to overcome. Committees need to be formed so that we can define what we, as a group, want to accomplish. In the future you may be asked to assist as a committee member. Please understand that no one will have to carry the ball by themselves. So please don't hesitate to participate in committees for the 2018 club year. And remember that service comes in many forms.

Although you may have not been elected to an office, do not feel that your suggestions as a club member are unimportant and won't be heard. In fact, as a member, you are the most important aspect of the club. We will need to hear your ideas, suggestions, and ways in which you wish to participate. I will do my best to support what you feel would improve our club and/or sustain our success.

Thank You,
Judith Birx



Katie selling her specimens.



Rovie operating his faceting machine.



Linda helping Kate identify specimens.




A record number of attendees.



Dave Davis helping new members Roberta Oldread and Ron Payne with the pixie machines.



Santa stopped in for a break.



New member, Lynn Walters brought in this fantastic quartz crystal.



Specimens brought to the meeting by Ron Payne

Photos by Dorwin Skinner and Mike Stone



Kate showing her mineral identification cards and matching specimens.



Judith selling 50/50 tickets.



Setting up the refreshment table.



An enormous Rucks' Pit fossilized clamshell



Dinosaur bone in matrix brought in by Kate Ramsey



Aluminum casting of an ant colony, brought in as a door prize by Lauren Bell.



Joel and Rhonda polishing and grinding.



A few of Katie Schmidt's many specimens.



Rovie demonstrating faceting.

The Jewelry Class

By Dorwin Skinner

The Tuesday jewelry class got off to a great start with Judith teaching the class how to wrap an irregular shaped stone to make a necklace pendant. It soon became apparent to me that a third hand would be handy when trying to master this. It took a little more effort to control four wires and a slippery stone, while wrapping a fifth wire around the other four. You get the idea...just not enough fingers and hands. It took almost all of the allotted class time but they managed to finish their projects. Of special note we had a three-generation family group at the jewelry class; the boys Elijah and Gabriel, parents Joel and Sarah, and grandparents Dale and Pat. Their family made up over on third of the class. I hope we see them at the next class. If I remember right, the class will be making a Tree of Life pedant next week. They have been made before but everyone seemed to want to do it again.



The Happy Class



Three generations. Front L, Elijah, Gabriel, Dale, Pat, Sarah, and Joel.



Judith instructing the class.



Roberta working on her pendant.



Beautiful finished pendants



Students working on their pendants.

Beachcombing for Fossils

by Mike Stone

During our three-day gem show in early December, Gloria DuPont watched over our club vendor table as well as her table, and while doing so, sold four hundred gem bags of rocks, minerals, fossils, and gem stones. The sales of these little bags made four hundred dollars for our club treasury. At the December club meeting, Gloria made a request for club members bring small plastic bags and material to her that can be used to fill the bags, so we will have plenty on hand to sell at club activities as well as at the 2018 gem show.

December 17th was a gorgeous day here in sunny Florida, so Peg and I took our little Jon boat to the spoils area at the end of the Hernando Beach canal (Tarpon Canal), which is also the beginning of the channel leading to the Gulf. The spoils area is simply a pile of rubble that was created when the channel was dug, more than fifty years ago. As the years went by, erosion from storms and wakes from passing boats gnawed at these piles, loosening fossils and rocks and creating a narrow, stony beach.

We tied the boat to a palm tree and stepped onto the beach. It took about ten seconds to spot the first echinoid (fossilized ancient sea urchin). Peg searched to the east of where we landed the boat and I searched to the west. Once our eyes were trained to find these round shaped fossils, we were picking them from the rocky debris one and two at a time. Within forty-five



Finding echinoids is as easy picking them off the ground.

minutes or so we had collected 138 echinoids and deposited them on the forward boat seat. We neglected to bring a bucket or other container.



Just look for the round shapes mixed in with the rocks.



We found these echinoids in about forty-five minutes.

Echinoids are very common in this part of Florida. We've found them in the Weeki Wachee Wildlife Preserve, just north of Boulevard Osowaw east of Shoal Line Boulevard near Hernando Beach. We've picked them off the ground, dug them out of bankings, and broke them out of rocks at the Vulcan Limestone Mine north of Brooksville. Also we chipped them from the

spoils bank along the south side of the Florida Cross Barge Canal north of Crystal River. The echinoids we found along the barge canal are large compared to those we found further south. I am sure there are many other localities where echinoids can be found nearby, so keep your head down and your eyes on the ground whenever out at about where there is an absence of pavement and plant growth.

Echinoids have been around for a long time, about 480 million years ago, and there are still echinoids alive today. But, according to Dave Letasi, "*The echinoids we found off Hernando beach are of the genus Rhyncholampis. These date from the Oligocene period approximately 25 million years ago. Central Hernando County and part of northern Pasco County is sitting on lime rock called the Suwannee Formation, which is considered middle Tertiary of the Cenozoic Period. To the north and south of Hernando County, the rock layers are older and called the Ocala Formation dating to around 35 to 40 million years old. That is why the Echinoids found in that formation are different.*"



For Sale Items

Club members can post appropriate club-related type **for sale** items in the *Rock Talk* free of charge. Contact your editors by the 25th of the month to have your items posted in the next issue.

Mike Stone

n1ve@amsat.org



Hernando County, FL

Bronze Age Daggers— Made from Meteorites?

After testing Bronze Age (5,000 years ago) daggers, scientists claim that the iron used in blades most likely came from meteorites. The cobalt content in the iron is much greater than what is found at or near the surface of the Earth. And there is no evidence that the process of smelting iron was known at that time.



Show Us Your Stuff

We're always looking for information for the *Rock Talk*. Club members would enjoy seeing other members' rock cutting and polishing equipment, display cabinets, projects, and favorite specimens. Take a photo and send it to your editors along with a description and we will be glad to include it in our newsletter.

Mike Stone
n1ve@amsat.org

Your Favorite Specimen

We are always looking for something of interest for our club members. We're sure that many club members have specimens in their collections that would be of interest to others in the club. If you would send us a digital photograph of your specimen we can publish it in the *Rock Talk*. A bit of information such as what it is, when, and where you found it would be great. If you don't have a digital camera, bring your specimen to a club meeting for others to see, and perhaps someone at the meeting could photograph it for the next issue of *Rock Talk*.

Rock Talk editors: Mike Stone and Peggy Burns
n1ve@amsat.org

Florida Gem, Mineral, Fossils, and Jewelry Shows

Pinellas Geological Society - 01/12/2018

Start Date: 01/12/2018
End Date: 01/14/2018
Contact: Leona Feldhausen
Contact Phone: 727 709 3236
Venue: Largo Cultural Center
Address:
105 Central Park Drive;
Largo, FL

Gem, Jewelry & Bead Show - 1/12/2018

Start Date: 1/12/2018
End Date: 1/14/2018
Address:
801 N. Tamiami Trail
Municipal Auditorium
Sarasota, FL 34326

Tomoka Gem & Mineral Society - 1/20/2018

Start Date: 1/20/2018
End Date: 1/21/2018k
Hours: 10-5(Sat), 10-6(Sun)
Address:
3150 E. New York Ave
Volusia County Fairgrounds
Deland, FL 32724

Central Brevard Rock & Gem Club - 2/3/2018

Start Date: 2/3/2018
End Date: 2/4/2018
Address:
951 Kiwanis Island Park Rd
Kiwanis Recreation Center
Merritt Island, FL

Bone Valley Gem, Mineral & Fossil Society - 2/24/2018

Start Date: 2/24/2018
End Date: 2/24/2018
Address:
175 Lake Hollingsworth Dr.
First Presbyterian Church
Lakeland, FL

An Interesting Shop

Recently Peg and I were in the Gulf View Mall in Port Richey and came across a new shop, "The Bodhi Tree", "A Cultural Crystal Shop". not far from Sears. What



caught our eyes were the specimens for sale in the front portion of the store. Blue calcite, obsidian, black tourmaline crystals, selenite, peacock ore, lathe turned decorative fossilized limestone plates, polished labradorite cabs, and a large variety of small size minerals and tumbled stones.

Also they have a professional looking sluice for screening rocks. The rest of the store features jewelry, books, cards, incense and incense holders, tee shirts, and lots of crystal healing paraphernalia as it pertains to the new age spiritual movement. If you are at the Gulf View Mall, you might want to check out the place. *editor*

The Rockhounds Need You

It's a new year and there are lots of great things on the drawing board. We have new guest speakers and a couple of field trips in the planning. Silversmithing and cabochon classes are being discussed. The gem show next year is already being planned. Do you know how to bake a cake, make a list on the computer, send out emails, help in the kitchen and the list goes on. Want to go to the Vulcan



Mine, how about setting up a field trip? What ideas do you have? With your help maybe we can do it. Got an idea for a fund raiser? The club can always use the money. With your help, the officers of the club will be able to set up committees to make these ideas happen. The more people that get involved the better. *Dorwin Skinner*

Our Website

www.withlacoocheerockhounds.com

Withlacoochee Rockhounds



Bench Tips by Brad Smith



Bench Tips for Jewelry Making and Broom Casting for Creative Jewelry are available on Amazon

Mini Drill Press

If you find that you need to drill a number of small holes for your work, you might want to look into buying a small, inexpensive drill press, now commonly available. They take up minimal space on your bench and are always ready to give you nice straight holes. Some models even have a variable speed control. I've been very pleased with a low-priced one that's been well used in my classes for over a year.



Because these machines are only a foot tall, they're limited as to the size of the work piece that can fit into the machine and the size of the drill bits you can use. But I've had no problems with drill bits up to about 3/16" (4.5mm), even when drilling

steel.


The machines are sold by a number of companies. If you get one, be sure to buy a spare belt because they are generally not available at local hardware stores.


Laser Welding

A question came up recently about how to solder jump rings to hold blue topaz briolettes onto a necklace. We've all heard about ways of soldering close to a stone, and some of us have sized a ring without taking the stones out of their mounts. We've used wet paper towels, garnet sand, cooling gels, and my favorite method, suspending the stone in a dish of water. All techniques rely on the principal of using a small, hot flame to do the job quickly before the stone gets hot enough to crack or change color.

But each job is somewhat of a gamble. Some stones are hardy and some are frail. Jades and jaspers will generally take some heat, but I'd never chance it with the likes of topaz or opal. Trying to shield a stone from the torch is always a betting game, and sometimes you lose.

If soldering something close to a stone is too risky, perhaps it's time to consider a no-heat method like laser welding. Most jewelry stores have laser welders these days, and the cost of having it done is quite affordable. They used to have problems laser welding silver, but now they do it routinely.


I've used a local shop twice recently, once for a piece with little emeralds that a "friend" asked me to repair and once for a second piece where I needed a safety catch and didn't want the torch heat to expose all the solder lines again. 



Learn New Jewelry Skills With Brad's
How-To-Do-It Books
[Amazon.com/author/bradfordsmith](https://www.amazon.com/author/bradfordsmith)

What is It?

Can you identify the specimen below?



Answer in the February Rock Talk.

Last month's "What is It?" was
Lapis lazurite



The answer to this month's "What is It?"
Can be found on our website.

www.withlacoocheerockhounds.com

Business Card Size Advertisement

Our club can use the income generated by selling business card size advertisements in our newsletter and website. If you know of anyone who might benefit by advertising in the *Rock Talk*, please let them know that we can post their ads for ten dollars (\$10) per month. **An ad subscription for one year will include a one-year club membership.** The *Rock Talk* is distributed to more than only our club members, it is available on our website and therefore it has the potential for being distributed to over one thousand readers each month.

Contact newsletter editor Mike Stone at:
n1ve@amsat.org

Next Meeting, Wednesday **January 10th, 7:00 PM** at the Weeki Wachee Senior Citizens Center

Withlacoochee Rockhounds

Membership Form

2018

Complete this form and bring it with you to the Withlacoochee Rockhound meeting.
Attach your membership dues to this form.

Annual Dues: \$15.00 for an individual member or \$25.00 for a family

Please Print Clearly

Primary Member

Last name _____

First Name _____

Renewing members check here if no change in information below.

Additional family members:

Last name _____

First Name _____

Check if
under 18

Last name _____

First Name _____

Check if
under 18

Last name _____

First Name _____

Check if
under 18

Last name _____

First Name _____

Check if
under 18

Street Address: _____

City: _____

State: _____ ZIP _____

Phone Number(s): _____

Email Address: _____

Give this completed form along with your check for dues made out to "Withlacoochee Rockhounds" to club secretary Janet Wheeler at the club meeting. Or mail the form and your check to Withlacoochee Rockhounds, PO Box 5634, Spring Hill, FL 34611-5634

Rock Talk

Withlacoochee Rockhounds

Our monthly club meeting is held at the Weeki Wachee Senior Citizens Club, 3357 Susan Dr., Spring Hill, FL 34606, on the 2nd Wednesday of each month from 7:00 to 9:00 PM



www.withlacoocheerockhounds.com

Your Business Card Size Ad in Rock Talk

The cost to advertise your businesses in *Rock Talk* is \$10.00 per month. . Contact Mike Stone to set up an ad in both the club newsletter and our website. It will benefit both your business and our club.



LIKE US ON FACEBOOK
facebook.com/gailsgifhut

ROCKS, CRYSTALS, JEWELRY, TAPESTRIES, OILS, AND MUCH MORE

Gail's Gift Hut

gailsgifhut@gmail.com
FIND US ON ETSY
etsy.com/shop/gailsgifhut

Howards Flea Market
M 13,15,17,19
HOMOSASSA, FL. 34446

Withlacoochee Rockhounds
PO Box 5634
Spring Hill, FL 34611-5634

Withlacoochee Rockhounds

Purpose

We are a non-profit organization whose purpose is to foster interest and promote knowledge of minerals, gems, fossils, lapidary arts, and earth sciences, through regular meetings, informative programs, workshops, and field trips. PLUS our annual gem and mineral and jewelry show. Membership is open to anyone sharing such interests.

Dues

Dues are \$25.00 annually for a family and \$15.00 annually for a single member

Club Meeting Location and Time

Weeki Wachee Senior Citizens Center, 3357 Susan Drive in Spring Hill. The meetings are held on the second Wednesday of the month at 7:00 PM.

2018 Club Officers

President.....	Judith Birx.....	352-587-1702.....	judithbirx@hotmail.com
Vice President.....	Kelly Johnson.....	352-688-9399.....	KellyMineralsFossils@aol.com
Secretary.....	Melodye Steverson.....	352-683-9496.....	melodye@designsbymelodye.com
Treasurer.....	Janet Wheeler.....	727-938-3644.....	ceecgirl@tampabay.rr.com
Rock Talk Editors.....	Mike Stone / Peggy Burns.....	603-524-0468.....	n1ve@amsat.org
Club Web Master.....	Mike Stone.....	603-524-0468.....	n1ve@amsat.org
Mailing Reporter.....	Janet Wheeler.....	727-938-3644.....	ceecgirl@tampabay.rr.com
Program Coordinator.....	Melodye Steverson.....	352-683-9496.....	melodye@designsbymelodye.com
Education Chairman.....	Judith Birx.....	352-587-1702.....	judithbirx@hotmail.com
Publicity Officer.....	Dorwin Skinner.....	352-610-9422.....	twoantiques2@yahoo.com
Gem Bag Coordinator.....	Gloria DuPont.....	352-848-5199.....	ddupont@tampabay.rr.com

Rovie Alford (2018)
Ralph Barber (past president)
Judith Birx (president)
Linda Spaulding (2020)

Board of Directors

Melodye Steverson (secretary)
Dorwin Skinner (2020)
Mike Stone (2019)
Janet Wheeler (treasurer)