



FACTORY LEDS

# Flood Light Series



Type D Bracket



### Type C Bracket

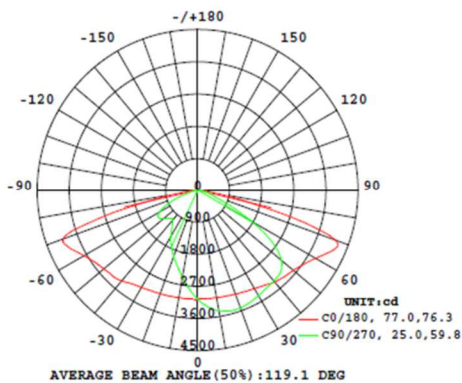
- ◆ IP65 Protection Rating
- ◆ CRI Ra80
- ◆ CCT 4000K, 5000K
- ◆ 100-277 VAC
- ◆ -20 to +45 C Operating T.
- ◆ 5 years warranty

Part Number	FLD-13KLM100	FLD-19KLM150	FLD-26KLM240
Lumen Output	12,800 LM	19,200 LM	26,000 LM
Wattage	100W	150W	240W
Luminous Efficacy	130LM/W		
Size	45 x 30 x 8 cm	45 x 30 x 8 cm	45x 31 x 10 cm
Weight	14.3 bs (6.8Kg)	15.6 lbs (7.1kg)	22.5 lbs (11.2 kg)
Beam Angle	150x85 ° (Type III)		
HID Equivalent	250-400W	400-600W	700W
Certification	cULus, DLC, CE RoHS		

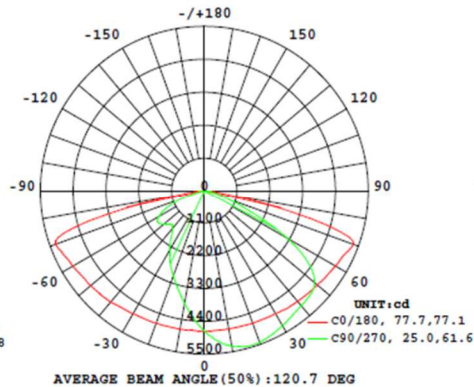
Ordering Info	Part Number	CCT	Angle	Mounting Type
Default	FLD-XXXXXXX	5000K	150x85°	D
EG. FLD-19KLM150-5K-150x85-D		4000K		C

### Photometrics

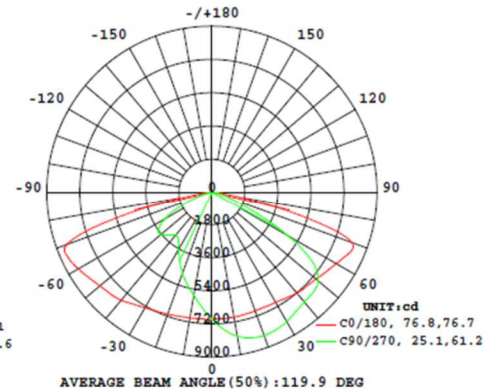
#### 100W



#### 150W



#### 240W



### Factory LED Lights Inc.

Head Office: 276 Sunset Point, Cochrane AB T4C0K9  
 www.factoryleds.com vic@factoryleds.com

(587)-333-1832 Canada  
 (214)-396-2232 USA



FACTORY LEDS