




*Western Ohio Watercolor Society
March Newsletter 2025*



Hey WOWS, welcome to March!

Greetings to you all from the warm climes of Tucson, Arizona! I'm out here in the desert southwest visiting family, enjoying wonderful weather, and getting a chance to do some outdoor painting that I normally couldn't do in February. I've also been able to take in a few art shows and visit some galleries; Tucson has quite a vibrant arts scene, including over 300 murals that adorn the city's walls (check 'em out at tucsonazmurals.com). It's fun to take a day or two and do a mural tour of the city. - some are very large and are hard to miss; others are tucked away in small neighborhoods. A good sign that this is an arts town is that they have *at least* 3 brick-and-mortar art supply stores!

One of my favorite places to visit is a small historic village south of Tucson called Tubac. It features lots of art galleries, studios, art shops, and an art school and museum (along with plenty of restaurants, retail shops and watering holes. The old adobe buildings, surrounding mountains, and historic presidio make it a great spot to do plein air painting or take reference photos for studio work. (I sound like I'm on the Chamber of Commerce, haha!)

As great as it is to be a "snowbird" out here for a while, it will be a sweet homecoming, to be back with my family and friends there in Dayton (especially my Thursday morning painting buddies!). I'll be home in time to see you all at the first **WOWS meeting of 2025, which will be held on March 18th.**

This issue will feature some tips on using a different way to protect and display watercolor paintings, Works on Paper show results, and news on upcoming shows, especially our Members' Spring Fine Art Show in which you'll want to participate!

*Cheers,
Tessa Kalman*

Brush Tip...

Cold wax varnish for watercolors

- Tessa Kalman

Although it's a technique that's been around a while (and some of you might already be doing it), I've recently become aware of the method of using cold wax (such as Dorland's or Gamblin) as a protective coating for watercolors, eliminating the need for traditional framing with glass or plexi. This intrigued me, because of the possibilities this offers - not having to cut mats, buy frames, worry about glass glare/breakage/weight, etc. Applying the wax does not disturb the watercolor pigment on your paper (I would not try this on Yupo). It protects your painting from dirt and moisture, without the glare and weight of glass.

This is not an in-depth tutorial on how to do it - I'll just mention some basic steps to introduce you to the concept. There are plenty of good demos on YouTube on the details (check out Brienne M Brown's channel), as well as this article on The Artist's Road website at <https://www.theartistsroad.net/articles/waxing-watercolors>. Here's the basic idea: once your painting has thoroughly dried, you have options on how you want to display it. If you like the traditional look of a frame, you can just wax your work, mount it to a thin panel, and then frame it as you would an oil or acrylic painting. Or as many do, you can mount your painting on a cradleboard (painted or stained) and forego the framing altogether.

I wanted to test this technique, so I chose a small painting that I didn't care about too much. Some artists suggest spraying the painting with a light coat of Krylon UV Archival Varnish (matte texture) before waxing to help with lightfast-ness, but this isn't mandatory - your paint will not smear if you skip this. Since I had some, I did give it a light spray and let it dry. Then using a lint-free cloth, I thinly applied some Dorland's wax medium, working it gently on the surface with small circular motions. Once dry (this could take a while - 6 hours, overnight or longer, depending on humidity levels), you can leave it as is with a matte look, or you can buff it to a sheen, which I did. Repeat the wax application at least one more time, two if you want; better several thin coats than one thick one.

I was very pleased with the result I had on my test piece - the finish had a nice sheen without being overly glossy, the wax gave a richness to the colors much the same way that varnish does on an oil or acrylic painting, and I liked the pebbly texture that resulted when waxing on cold press paper. This artist's website shows her technique and the result really well: <https://katysmithartist.com/waxed-watercolors>. This may not be for everyone, but if you want an option beyond frame and glass, I recommend it!

~ Tessa

NEWS


Congratulations are in order to these WOWS members:

Rosewood Gallery's "35th Annual Dayton Works on Paper Exhibition"

- Tessa Kalman won 2nd Place with her painting "The Homecoming Parade"
- Yuki Hall's painting "Vintage Tram in Milan" won a People's Choice Award and her painting "The Vine" was sold during the show



Tessa Kalman, "The Homecoming Parade"



*"Vintage Tram in Milan"
by Yuki Hall*



"The Vine" by Yuki Hall

Show Opportunities

Western Ohio Watercolor Society Members' Spring Fine Art Show

Our spring members show will be on display from May 16 through June 15, 2025, at the Tipp Center, in Tipp City, Ohio.

The show will be exhibited in the large lobby area of the facility and should get a lot of good exposure due to all the visitors, employees and tenants who pass through. Because of the freestanding nature of the exhibit panels, our artwork size and weight requirements are a little different for this show; **please see the prospectus on the WOWS website for all the details and the registration form (www.westernohiowatercolorssociety.org).**

Tipp City Area Art Council's "a fine art exhibit"

March 31 - April 5, 2025. Registration must be submitted by Sunday, March 16, 2025. See their website for entry details.


Shows to Visit

Connie S. Gifford and her daughter, Brandi Harris, will have an art show at the Beaver Creek Senior Center, Lofino's Art Gallery, for the month of March, with an art reception planned Wednesday March 5, 2025, 5:00 pm till 6:30 pm. The Lofino's Gallery is located at 3868 Dayton-Xenia Road, Beaver Creek, OH 45432.

an art affair

April 5, 2025 | 10:00am–4:00pm
at the Tipp Center
855 N 3rd Street | Tipp City, OH
FREE Admission, details can
be found on their website

The Greene County Council on
Aging and the Fairborn Art
Association will present the
2025 Senior Artisan Show on
Sundays, March 9 and 16,
1:00–3:30 pm, and
Wednesday, March 19, 11:00 am–2:00 pm, at the Fairborn Art Association, 221 North
Central Avenue, Fairborn.



Brandi Harris and Connie Gifford at Beaver Creek Senior Center's Lofino Gallery

Fairborn Art Association's Members Fine Art Show

April 26 - June 3, 2025 (Various dates and times throughout)
FAA Gallery, 221 N. Central Ave., Fairborn, OH


Workshops

Fairborn Art Association will hold a workshop: **"Paint Bold in Watercolor"** with guest artist Fran Mangino to be held May 5–7, 2025. Registration form can be found on the FAA website, or a printed one is available at the FAA gallery.



The Greater Cincinnati Watercolor Society Presents a one-day in-person watercolor workshop by WYN ERICSON: **MASTERING WATERCOLOR PORTRAITS**

Date: May 2, 2025 | Hours: 10 a.m. to 4p.m.



Location: Arts Connect of Springfield Township
9158 Winton Road, Building A
Cincinnati, OH 45231

See www.greatercincinnatiwatercolorssociety.org for details