

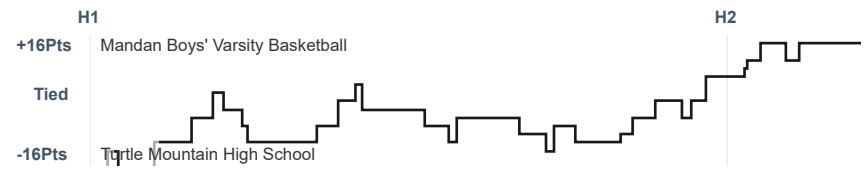
Box Score Report

MHS vs Turtle Mountain - Feb 6, 2020 - W 68-57

Period Stats

Team	1	2	Final
MHS	34	34	68
TMHS	23	34	57

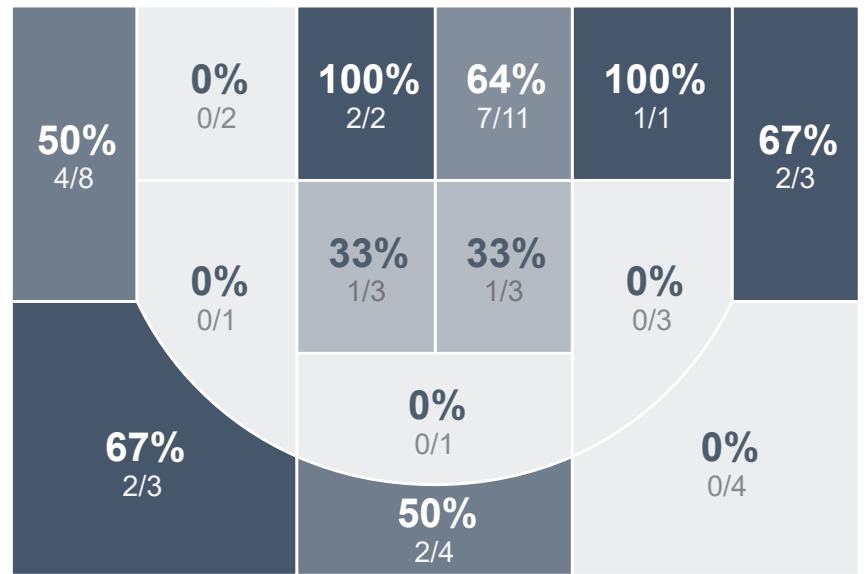
Run Graph



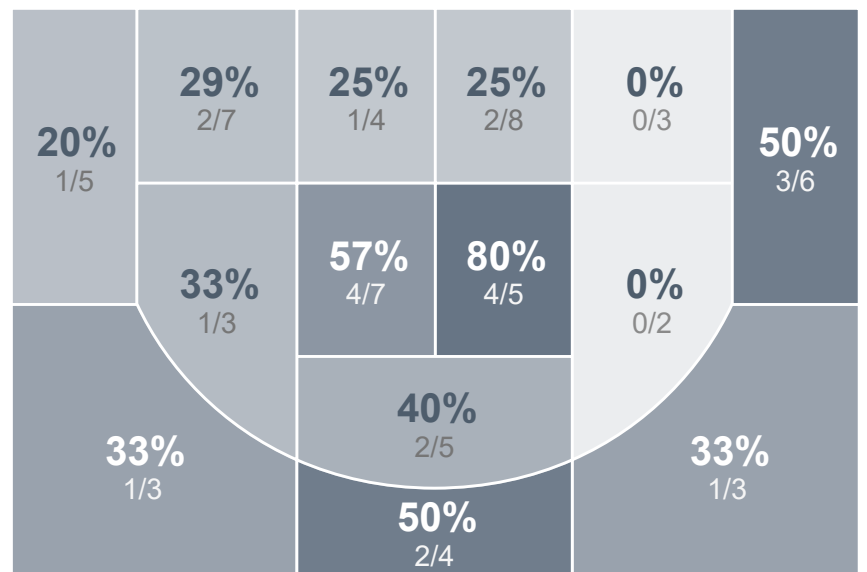
Team Stats

	MHS	TMHS
Field Goal %	44.9%	36.9%
Effective Field Goal %	55.1%	43.1%
2FG Made/Attempted	12/27	16/44
2FG%	44.4%	36.4%
3FG Made/Attempted	10/22	8/21
3FG%	45.5%	38.1%
FT Made/Attempted	14/20	1/3
Free Throw Percentage	70.0%	33.3%
Points Per Possession	1.09	0.88
Transition Points	9	5
Points Off Turnovers	11	15
Second Chance Points	9	14
Points in the Paint	22	22
Offensive Rebounds	8	14
Defense Rebounds	28	22
Assists	17	12
Deflections	10	5
Steals	7	8
Blocks	4	1
Turnovers	12	12
Personal Fouls	5	17
Charges Taken	1	0

Mandan Boys' Varsity Basketball



Turtle Mountain High School



Mandan Boys' Varsity Basketball's Player Stats

Name	Pts	FG	3FG	FT	+/-	MINS	OREB	DREB	AST	DEFL	STL	BLK	TO	FOUL	CHG
#2 Jaxton Wiest	14	3/10	3/6	5/6	+ 7	29	0	5	4	1	0	0	5	0	0
#3 Dane Carlson	5	1/3	1/2	2/2	+ 3	23	0	2	3	2	3	1	0	1	0
#5 Tyler Thilmony	6	2/7	2/6	0/0	+ 9	20	1	3	2	1	0	1	1	2	0
#13 Jayce Lowman	23	7/11	4/7	5/6	+ 10	32	1	2	1	2	3	0	4	0	0
#14 Dontae Maloney	4	2/3	0/0	0/2	- 3	15	1	3	0	0	0	0	0	0	1
#22 Aaron Riopelle	2	1/2	0/0	0/0	+ 13	24	1	1	2	0	0	0	1	1	0
#23 Jacob Pierce	2	1/3	0/1	0/0	+ 4	7	0	0	2	0	0	0	0	0	0
#32 Elijah Klein	12	5/10	0/0	2/4	+ 12	33	3	12	3	4	1	2	1	1	0

Turtle Mountain High School's Player Stats

Name	Pts	FG	3FG	FT	+/-	MINS	OREB	DREB	AST	DEFL	STL	BLK	TO	FOUL	CHG
#2 Grant Birkland	7	3/8	1/3	0/1	- 6	25	0	0	1	0	1	0	1	3	0
#5 Craig Bruce	2	1/4	0/0	0/0	- 3	15	1	0	0	1	0	0	0	2	0
#10 Diego Samuelson	9	4/7	1/1	0/0	0	16	1	2	3	0	0	0	2	1	0
#13 Darrick Frederick	6	3/7	0/1	0/0	- 11	27	0	7	1	0	2	0	2	3	0
#15 Tristin Davis	15	6/15	3/6	0/0	- 12	33	5	1	7	3	3	0	2	3	0
#20 Jalen Poitra	11	4/11	3/5	0/0	- 2	22	2	3	0	1	0	0	2	2	0
#23 Keisin Peltier	5	2/11	0/5	1/2	- 7	24	1	5	0	0	1	0	3	2	0
#32 Corey Lavallie	2	1/2	0/0	0/0	- 14	20	2	2	0	0	1	1	0	1	0